

REACTIVE POWER MANAGEMENT IN A DEREGULATED POWER SYSTEM WITH CONSIDERING VOLTAGE STABILITY: PARTICLE SWARM OPTIMISATION APPROACH

B.MOZAFARI^{*,**,**}, A.M. RANJBAR^{*,**}, A.R. SHIRANI^{**} and A.MOZAFARI^{*}

^{*}Sharif University of Technology, ^{**}Niroo Research Institute, ^{**}Azad university- Science & Research Unit
Iran

babakm@mehr.sharif.edu, ranjbar@sharif.edu

INTRODUCTION

During past two decades electric utilities have faced the upheaval of moving toward deregulation. It has always been its ambition of creating a clear structure in which rivals are allowed to do free enterprise in trading of electricity.

Accordingly, in this new era economical rules and electricity market legislations have a big effect on secure operation of power systems. This means that, presence of a market independent entity is vital while it should only be in charge of security and stability of power system operation. This entity, called ISO, which is acronym for Independent System Operator [1]. Major task of ISO corresponds to prospect ancillary services requirements which are necessary for reliability enhancement of the system. ISO is also responsible for ancillary services procurement [2,3]. Reactive power is one kind of ancillary service that have significant effects on active power trading indirectly. Reactive power is utilized for different purposes e.g voltage profiles amelioration, power loss reduction and lessening occupied capacity of the transmission network. In general, a good reactive power management system increase the performance of transmission lines as unique paths for physical operation of electric power transactions.

From Economical points of view, ancillary services had better be provided in a market structure than obligatory as it is operated in vertically integrated system. In recent years many researches are carried out concerning reactive power management and pricing in restructured power systems. In [4,5] applicale methods for determination of reactive power costs are discussed. In [6] a security constraint optimal power flow (SCOPF) is presented for reactive power management of NGC power system. In proposed method reactiv epower cost is modeled as a quadratic function of generators' reactive power outpus and linear programming is used to solve model and determination the reactive power shared among participatns along with prices. Considering social welfare objective for active power market in [7] it tries to dispatch reactive power in such a way power market get better performance as much as possible. It also assumes that active power consumptions are propotional to the price and obey an exponential function. Based on this strategy one can easily distinguish that reactive power price is determined indirectly and it depends on active power activities. Lagrangeian multipliers are used for settlements of active / reactive power commodity. Reference [8] exploits an OPF based structure to show that reactive power pricing extremely depends on chosen objective for its dispatching purposes. Data analysis of [8] declares that it had better

reactive power price be determined in a separate structure and independent of active power market objectives.

Investigation of methods presented in above articles reveals that in all cases, reactive power is optimised around current operating point of power system after clearing active power market or simultaneous with it. In other words there is less attention to reactive power reserve necessary for perventing of voltage collapse occurance following perturbation in loads or other events.

This paper presents a method in which providing of efficient reactive power reserve is also considered in price determination. Therefore, conventional OPF formulation is modified in somehow, voltage stability criterion can be modeled within reactive power market equations. In proposed structure, reactive power costs is to be minimized independently of active power activites. Particle Swarm Optimization Algorithm is used for solving OPF based market structure implemented on WSCC 9 bus test system to show capabilities of the procedure into a market based power system managenet.

REACTIVE POWER COST EVALUATION

Different methods are reported in [4,5] for reactive power cost might incur by generators, switched capacitors, Static VAR compensator, operation of ULTC and etc. Opportunity cost is formed a significant part of reactive power costs. Reactive power operation costs are negligible unless a generator is obliged to reduce active power outputs for supporting more reactive power. This situation may occur while a generator is operated near or on its maximum capability curve as shown on figure 1. From this figure, one can find that generator must reduce its output power P_A to P_B for increasing its reactive outputs from Q_A to Q_B .

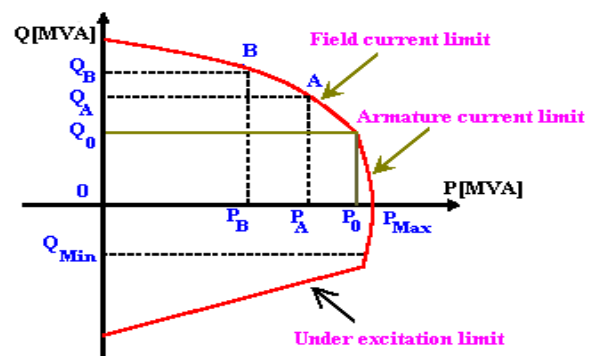


Fig1. Capability curve of generator

Therefore in this paper lost opportunity cost of a generator as a part of reactive power cost is modeled as below [8].

$$C_{gqi}(Q_{gi}) = [C_{gpi}(S_{gi\max}) - C_{gpi}(\sqrt{S_{gi\max}^2 - Q_{gi}^2})]K_{gi} \quad (1)$$

Where:

$C_{gpi}(P_{gi}) = aP_{gi}^2 + bP_{gi} + C$ is active power production cost.

Q_{gi} : is reactive power output of a generator i.

$S_{gi\max}$: is maximum apparent power of generator i.

K_{gi} : is profit rate of active power, usually between 0.05~0.1.

On the other hand reactive power provided by static VAR compensators is evaluated as following:

$$C_{ci}(Q_{cj}) = r_{cj}Q_{cj} \quad (2)$$

Where:

r_{cj} : is unit cost of reactive power in \$/MVAR.

Q_{cj} : is amount of supplied reactive power in MVAR.

VOLTAGE STABILITY MARGIN: DEFINITION AND CALCULATION

In a real power system, there are separate voltage control areas in which voltage magnitude are regulated by means of equipments such as generators, synchronous condensers, capacitors, reactors and etc. Modeling these equipments along with their control circuits are necessary for exact studies of power system. In this case one can solve following Differential Algebraic Equations (DAE) for precise simulation [9]:

$$\begin{aligned} \dot{x} &= f(x, y, \rho, \lambda) \\ 0 &= g(x, y, \rho, \lambda) \end{aligned} \quad (3)$$

In this formulation x, y, ρ and λ represent state variables, algebraic variables, control parameters and constant parameters in power system respectively. Solving following equations give the equilibrium point of the power system in normal condition.

$$\begin{aligned} 0 &= f(x, y, \rho, \lambda) \\ 0 &= g(x, y, \rho, \lambda) \end{aligned} \quad (4)$$

Voltage instability usually may occur following some perturbation in loads or generations connected to the system. Many studies have shown that voltage stability phenomenon can be examined satisfactory regardless of considering power system dynamics (equations 4). In this case voltage stability margin is defined as difference between maximum transferring power that system can be tolerated and power of normal operation. This margin can be evaluated by CPFLOW method represented in [10, 11]. In this paper an optimization method is

used to calculate voltage stability margin (λ):

$$\begin{aligned} \text{Max} \quad & \lambda \\ P_{gi} - P_{Li} &= |V_i| \left| \sum |V_j| |Y_{ij}| \cos(\theta_{ij} + \delta_j - \delta_i) \right| \\ Q_{gi} - Q_{Li} &= |V_i| \left| \sum |V_j| |Y_{ij}| \sin(\theta_{ij} + \delta_j - \delta_i) \right| \\ P_{gi}^{\min} &\leq P_{gi} \leq P_{gi}^{\max} \\ Q_{gi}^{\min} &\leq Q_{gi} \leq Q_{gi}^{\max} \\ v_i^{\min} &\leq v_i \leq v_i^{\max} \end{aligned} \quad (5)$$

Where:

$$P_{gi} = P_{gi}^{\circ} + \lambda P_{Si} \quad (6)$$

$$P_{Li} = P_{Li}^{\circ} + \lambda P_{Di}$$

P_{gi}, Q_{gi} : Active/Reactive power generation output.

P_{Li}, Q_{Li} : Active/Reactive power consumption.

In above equations P_S and P_D indicate direction of incremental power generation and consumption respectively. It is also assumed that loads are increased while power factors are kept constant.

Equality constraints are nodal power flow equations while inequalities represent limits of resources and some technical characteristics.

OPTIMAL REACTIVE POWER MANAGEMENT: MATHEMATICAL FORMULATION

In this section an OPF based market structure for reactive power procurement is presented. It is assumed that active power is traded in bilateral contracts and ISO is only informed of transactions quantities. Hence, ISO should provide reactive power for supporting electricity transactions in minimum cost, while voltage stability margin satisfies its predefined value. These objectives can be modeled as following:

$$\begin{aligned} \text{Min} \quad & \Delta C(Q) \\ P_{gi} - P_{Li} &= |V_i| \left| \sum |V_j| |Y_{ij}| \cos(\theta_{ij} + \delta_j - \delta_i) \right| \\ Q_{gi} - Q_{Li} &= |V_i| \left| \sum |V_j| |Y_{ij}| \sin(\theta_{ij} + \delta_j - \delta_i) \right| \\ P_{gi} &= P_{gi}^{\circ} + VSM^{DEF} P_{Si} \\ P_{Li} &= P_{Li}^{\circ} + P_{Di} \\ v_{gi}^{\min} &\leq v_{gi} \leq v_{gi}^{\max} \\ P_{gi}^{\min} &\leq P_{gi} \leq P_{gi}^{\max} \\ Q_{gi}^{\min} &\leq Q_{gi} \leq Q_{gi}^{\max} \end{aligned} \quad (7)$$

In above equations $\Delta C(Q)$ represents reactive power cost and λ in equations 6 is substitute with VSM^{DEF} .

PARTICLE SWARM OPTIMIZATION ALGORITHM

Particle swarm optimization algorithm (PSO) is a new evolutionary computation technique motivated by simulation of social behavior [12-13]. This method is well developed for optimization of continuous nonlinear functions. PSO is similar to Genetic Algorithm in that the system is initialized with a population of random solutions. In PSO agents share their best information of previous experiences of searching feasible solution space to the other ones to help neighbors for finding global optimum point. Referring to fig 3 one can pursue PSO's algorithm as following:

Step1- a number of agents as initial population is positioned in searching space of the problem. Their initial velocity is also assigned to them. Populations are categorized into different classes on their geometric distance from each other.

Step2 - objective function is evaluated for each agent. Then the best point of separated groups is determined by sorting of cost value in descending order. This point can be considered as relative global point in each group.

Step3 – In this stage the best point among all searching group will be distinguished. Moreover the best point experienced by each agent is also saved in memory of particles. The first information is referred to global optimum point of each group while the second can be referred to local optimum information. According to these data, particles are motivated to move toward following direction:

$$V_i^{t+1} = V_i^t + \alpha (P_{gj} - X_i) + \beta (P_{li} - X_i) \tag{8}$$

$$X_i^{t+1} = X_i^t + V_i^{t+1}$$

Where:

V_i^t And X_i^t are current velocity and position vectors while index t+1 is referred to next direction and position of particles. α and β are random numbers in the range [0,1]. P_{gj} is global position in each group and P_{li} is local optimum point found by agent i.

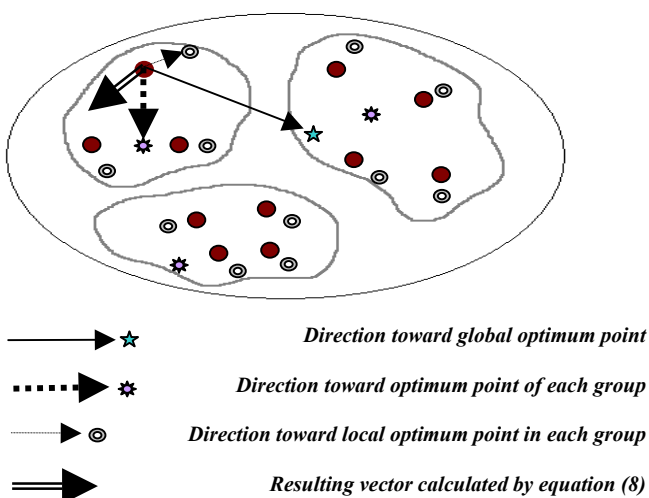


Fig2. PSO algorithm: searching procedure.

SIMULATION AND RESULTS

Presented method is implemented on WSCC 9-bus test system. System characteristics are presented in table 1 along with its one line diagram shown in figure 3.

Table1. Transmission lines data

From	To	R (p.u.)	X (p.u.)	B (p.u.)
1	4	0	0.0576	0
4	5	0.017	0.092	0.158
5	6	0.039	0.17	0.358
3	6	0	0.0586	0
6	7	0.0119	0.1008	0.209
7	8	0.0085	0.072	0.149
8	2	0	0.0625	0
8	9	0.032	0.161	0.306
9	4	0.01	0.085	0.176

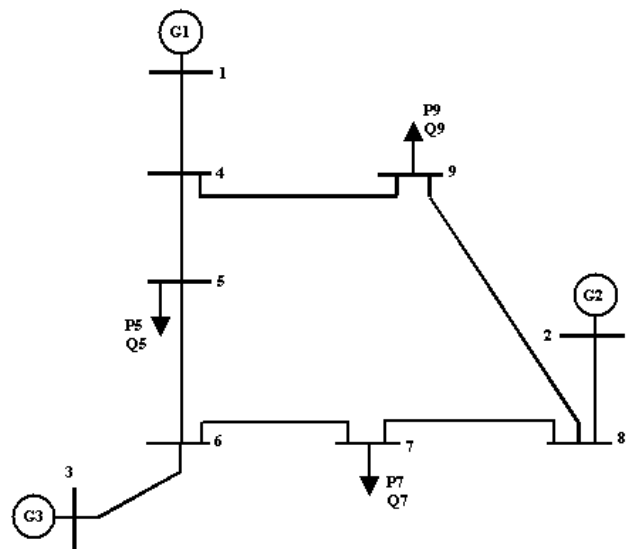


Fig3. WSCC 9-bus test system: One line diagram

For this test system bilateral contracts quantities are reported in table 2.

Table2. Bilateral Contracts

	Load1	Load1	Load1	
Generator1	30	0.0	37	67
Generator2	0.0	75	88	163
Generator3	60	25	0.0	85

For the sake of investigation, VSM is varied from 0.1 p.u. to 0.84 p.u. and at each step optimal power flow equations 7 is solved sequentially. Reactive power outputs of generators and their voltage variations are important results that presented graphically in figures 4 and 5.

Generators' reactive power outputs are controlled indirectly by adjusting their terminal voltages. It is expected that reactive

power cost rises when ISO decides to increase voltage stability margin. This is shown in figure 6.

Particle Swarm Optimization algorithm is a new heuristic and evolutionary programming method which is used for calculating the equilibrium point of market. Case studies on WSCC 9 bus test system are carried out and show efficiency of PSO algorithm in market based resource management in deregulated power system.

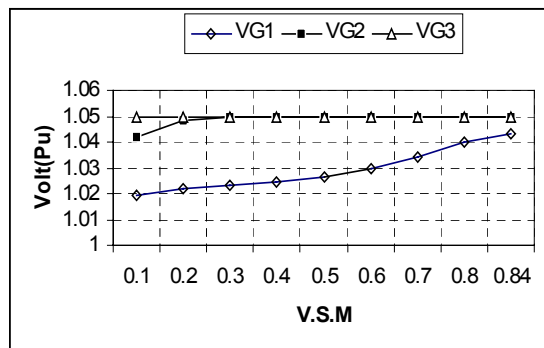


Fig4. Generator's terminal voltages variation

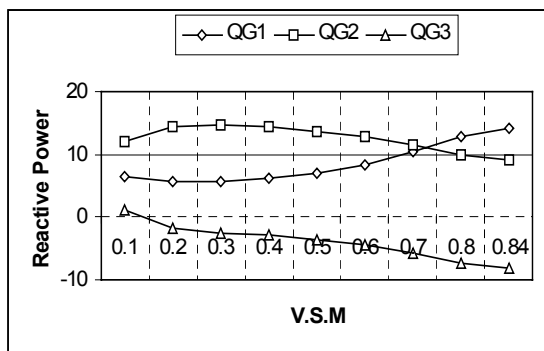


Fig5. Generator's reactive power outputs variation

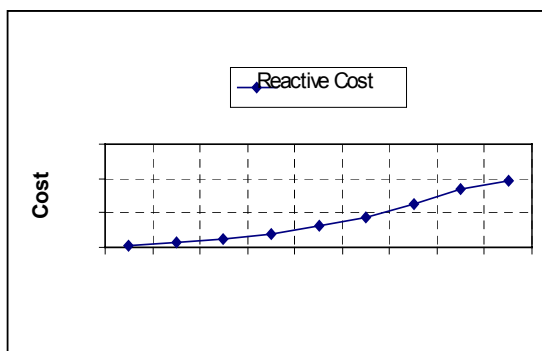


Fig6. Cost of reactive power procurements respect to VSM.

CONCLUSION

In this paper a method for reactive power reserve management in a restructured power system is presented. Reactive power cost minimization is assumed to be the main purpose of the ISO in purchasing reactive power. For better operation of power system, reactive power reserve is to be dispatched while definite voltage stability margin defined in proposed OPF formulation of reactive power market is fulfilled. Therefore ISO ensures of security and stability of the power system during normal operation and critical period while cost of reactive power procurement is minimized.

REFERENCES

[1] M. Shahidehpour and M. Alomoush, "Restructured Electric Power System," *Ind ed. New York: Marcel Dekker*, 2001.
 [2] Eric.Hirst.and Brendan Kirby, "Creating Competitive Market for Ancillary Services", *Oak Ridge National Laboratory, ORNL/Con448*, October 1997.
 [3] New York Independent System Operator Ancillary Services Manual, 1999.
 [4] John.W.Lamont and Jidn Fu, "Cost analysis of Reactive Power Support", *IEEE Transaction on power System*. Vol. 14, No. 3, PP. 890-898, August 1999.
 [5] Shangyou Has and Alex Papalexopoulos, "Reactive Power Pricing and Management", *IEEE Transaction on Power System*, Vol. 12, No. 1, Feb. 1997.
 [6] N.H. Dandachi etal, "OPF for Reactive Pricing Studies on the NGC System.", *IEEE Transaction on Power System*, Vol. 11, No. 1, PP. 226-232, Feb. 1996.
 [7] Joon Young choi, Seong-Hnong Rim and Jong-Kenu Park, "Optimal Real time pricing of Real and Reactive Powers", *IEEE Transaction on Power Systems*, Vol. 13, No. 4, November 1998.
 [8] Y. Dai, etal, "Analysis of Reactive Power Pricing under dereglatin", *Proceeding of IEEE power Engineering Society summer Meeting Seattle, USA, 2000*, Vol. 4, PP. 2167-2167.
 [9] I. Dobson, "Observations on the geometry of saddle node bifurcation and voltage collapse in electric power systems", *IEEE Trans. Circuits & Systems*, Part1, vol.39, no.3, Mar.1992, pp.240-243.
 [10] V.Ajjarapu, C.Christy, "The continuation power flow: a tool for steady state voltage stability analysis", *IEEE Trans. Power Systems*, vol.7, no.1, Feb.1992, pp.416-423.
 [11] H.-D. Chiang, A. Flueck, K.S. Shah, N. Balu, "CPFLOW: A practical tool for tracing power system steady-state stationary behavior due to load and generation variations", *IEEE Trans. Power Systems*, vol. 10, no. 2, May 1995, pp. 623-634.
 [12] Eberhart, R.C., and Shi, Y, "Comparing inertial weights and Constriction factor in particle Swarm optimization", *proceeding of the 2000 International Congress on Evaluationing Computation, San Diego, California, IEEE Service Center, Piscataway, NJ*, PP. 84-88 2000.
 [13] Kennedy. J. and Eberhart, R.C., "Particle Swarm Optimization", *Proceeding of the 1997 International Conference on Evaluationary Computation, IEEE service Center, Piscataway, NJ*, PP. 303-308 1997.