



1 **Reactive species formed upon interaction of water with fine particulate matter**  
2 **from remote forest and polluted urban air**

3 Haijie Tong<sup>1\*</sup>, Fobang Liu<sup>1,2</sup>, Alexander Filippi<sup>1</sup>, Jake Wilson<sup>1</sup>, Andrea M. Arangio<sup>1,3</sup>, Yun Zhang<sup>4</sup>,  
4 Siyao Yue<sup>5,6,7</sup>, Steven Lelieveld<sup>1</sup>, Fangxia Shen<sup>1,8</sup>, Helmi-Marja K. Keskinen<sup>9,10</sup>, Jing Li<sup>11</sup>,  
5 Haoxuan Chen<sup>11</sup>, Ting Zhang<sup>11</sup>, Thorsten Hoffmann<sup>4</sup>, Pingqing Fu<sup>7</sup>, William H. Brune<sup>12</sup>, Tuukka  
6 Petäjä<sup>9</sup>, Markku Kulmala<sup>9</sup>, Maosheng Yao<sup>11</sup>, Thomas Berkemeier<sup>1</sup>, Manabu Shiraiwa<sup>13</sup>, Ulrich  
7 Pöschl<sup>1</sup>

8 <sup>1</sup> Multiphase Chemistry Department, Max Planck Institute for Chemistry, 55128 Mainz, Germany

9 <sup>2</sup> School of Chemical and Biomolecular Engineering, Georgia Institute of Technology, Atlanta, Georgia  
10 30332, USA

11 <sup>3</sup> École polytechnique fédérale de Lausanne, Lausanne 1015, Switzerland

12 <sup>4</sup> Institute of Inorganic and Analytical Chemistry, Johannes Gutenberg University, 55128 Mainz, Germany

13 <sup>5</sup> State Key Laboratory of Atmospheric Boundary Layer Physics and Atmospheric Chemistry, Institute of  
14 Atmospheric Physics, Chinese Academy of Sciences, Beijing, 100029, China

15 <sup>6</sup> College of Earth and Planetary Sciences, University of Chinese Academy of Sciences, Beijing, 100049,  
16 China

17 <sup>7</sup> Institute of Surface-Earth System Science, Tianjin University, Tianjin, 300072, China

18 <sup>8</sup> School of Space and Environment, Beihang University, Beijing, 100191, China

19 <sup>9</sup> Institute for Atmospheric and Earth System Research / Physics, Faculty of Science, University of Helsinki,  
20 P.O. Box 64, FIN-00014, Helsinki, Finland

21 <sup>10</sup> Hyytiälä Forestry Field Station, Hyytiäläntie 124, FI-35500 Korkeakoski, Finland

22 <sup>11</sup> College of Environmental Sciences and Engineering, Peking University, Beijing, 100871, China

23 <sup>12</sup> Department of Meteorology, Pennsylvania State University, University Park, Pennsylvania 16802, United  
24 States

25 <sup>13</sup> Department of Chemistry, University of California, Irvine, California 92697-2025, USA

26 *\*Correspondence to:* Haijie Tong (h.tong@mpic.de)



27 **Abstract**

28 Interaction of water with fine particulate matter leads to the formation of reactive species (RS) that may  
29 influence the aging, properties, and health effects of atmospheric aerosols. In this study, we explore the RS  
30 yields of fine PM from remote forest (Hyttiälä, Finland) and polluted urban air (Mainz, Germany and  
31 Beijing, China) and relate these yields to different chemical constituents and reaction mechanisms.  
32 Ultrahigh-resolution mass spectrometry was used to characterize organic aerosol composition, electron  
33 paramagnetic resonance (EPR) spectroscopy with a spin-trapping technique was used to determine the  
34 concentrations  $\cdot\text{OH}$ ,  $\text{O}_2\cdot^-$ , and carbon- or oxygen-centered organic radicals, and a fluorometric assay was  
35 used to quantify  $\text{H}_2\text{O}_2$  concentration. The mass-specific yields of radicals were lower for sampling sites  
36 with higher concentration of ambient  $\text{PM}_{2.5}$  (particles with a diameter  $< 2.5 \mu\text{m}$ ), whereas the  $\text{H}_2\text{O}_2$  yields  
37 exhibited no clear trend. The abundances of water-soluble transition metals and aromatics in ambient  $\text{PM}_{2.5}$   
38 were positively correlated with the relative fraction of  $\cdot\text{OH}$  to the totally detected radicals, but negatively  
39 correlated with the relative fraction of carbon-centered radicals. Moreover, we found that the relative  
40 fractions of different types of radicals formed by ambient  $\text{PM}_{2.5}$  were comparable to the surrogate mixtures  
41 comprising transition metals, organic hydroperoxide,  $\text{H}_2\text{O}_2$ , and humic or fulvic acids. Therein humic and  
42 fulvic acids exhibited strong radical scavenging effect to substantially decrease the radical yield of mixtures  
43 comprising cumene hydroperoxide and  $\text{Fe}^{2+}$ . The interplay of transition metals (e.g., iron), highly oxidized  
44 compounds (e.g., organic hydroperoxides), and complexing agents (e.g., humic or fulvic acids), leads to  
45 non-linear concentration dependencies of production and yields of different types of RS. Our findings show  
46 that how the composition of  $\text{PM}_{2.5}$  influences the amount and nature of RS produced upon interaction with  
47 water, which may explain differences in the chemical reactivity and health effects of particulate matter in  
48 clean and polluted air.



## 49 **1 Introduction**

50 Atmospheric fine particulate matter with a particle diameter  $< 2.5 \mu\text{m}$  ( $\text{PM}_{2.5}$ ) forms reactive species (RS)  
51 upon interaction with water and respiratory antioxidants (Bates et al., 2015; Lakey et al., 2016; Park et al.,  
52 2018; Li et al., 2018; Tong et al., 2019). The umbrella term RS comprises reactive oxygen species (e.g.,  $\bullet\text{OH}$ ,  
53  $\text{O}_2\bullet$ ,  $\text{}^1\text{O}_2$ ,  $\text{H}_2\text{O}_2$ , and  $\text{ROOH}$ ) as well as C- and O-centered organic radicals (Halliwell and Whiteman,  
54 2004; Sies et al., 2017), which influence the chemical aging of atmospheric aerosols and their interaction  
55 with the biosphere (Pöschl and Shiraiwa, 2015; Reinmuth-Selzle et al., 2017; Shiraiwa et al., 2017). For  
56 example, Fenton-like reactions of hydroperoxides with transition metal ions contribute to the formation of  
57 aqueous-phase radicals including  $\bullet\text{OH}$  (Jacob, 2000; Enami et al., 2014; Anglada et al., 2015; Tong et al.,  
58 2016a), enhancing the conversion of organic precursors to secondary organic aerosols (SOA) (Donaldson  
59 and Valsaraj, 2010; Ervens et al., 2011; Gligorovski et al., 2015; Gilardoni et al., 2016). Moreover,  $\text{PM}_{2.5}$   
60 may generate excess concentrations of RS in human airways, causing antioxidant depletion, oxidative stress,  
61 and respiratory diseases (Nel, 2005; Cui et al., 2015; Lakey et al., 2016; Qu et al., 2017; Lelieveld and Pöschl,  
62 2017; Rao et al., 2018).

63 The formation pathways and yields of RS from ambient PM and laboratory-generated SOA have been  
64 investigated in a wide range of studies (Valavanidis et al., 2005; Ohyama et al., 2007; Chen et al., 2010; Wang  
65 et al., 2011a; Wang et al., 2011b; Verma et al., 2014; Badali et al., 2015; Bates et al., 2015; Verma et al.,  
66 2015; Arangio et al., 2016; Tong et al., 2016a; Kuang et al., 2017; Tong et al., 2017; Zhou et al., 2018; Tong  
67 et al., 2019; Chowdhury et al., 2019; Fang et al., 2019; Liu et al., 2020). The mass, surface area, and chemical  
68 composition of PM were discussed as key factors influencing the reactivity of atmospheric aerosols (Møller  
69 et al., 2010; Fang et al., 2015; Jin et al., 2019). Among the substance groups associated with RS formation  
70 by PM in water are black carbon (Baumgartner et al., 2014), transition metals (Yu et al., 2018), oxidized  
71 aromatic compounds including quinones and environmentally persistent free radicals (Xia et al.,  
72 2004; Gehling et al., 2014; Charrier et al., 2014; Xiong et al., 2017), humic-like substances (Lin and Yu,  
73 2011; Page et al., 2012; Fang et al., 2019), and peroxide-containing highly oxygenated organic molecules



74 (HOMs) (Chen et al., 2010; Wang et al., 2011b; Tong et al., 2016a; Tong et al., 2018; Tong et al., 2019; Fang  
75 et al., 2020; Qiu et al., 2020). Moreover, the humic-like substances and other multifunctional compounds  
76 containing carboxyl, carboxylate, phenolic, and quinoid groups may influence the redox activity of PM via  
77 chelating transition metals (Laglera and van den Berg, 2009; Kostić et al., 2011; Catrouillet et al.,  
78 2014; Gonzalez et al., 2017; Wang et al., 2018c; Win et al., 2018; Wei et al., 2019).

79 To assess the oxidative potential of ambient PM, the following cellular or acellular assays have been  
80 used: dichloro-dihydro-fluorescein diacetate (DCFH-DA), dithiothreitol (DTT), ascorbic acid (AA),  
81 macrophage, electron paramagnetic resonance (EPR), and surrogate lung fluids (SLF) (Landreman et al.,  
82 2008; Charrier and Anastasio, 2012; Kalyanaraman et al., 2012; Charrier et al., 2014; Charrier and Anastasio,  
83 2015; Fang et al., 2016; Tong et al., 2018; Bates et al., 2019; Fang et al., 2019; Molina et al., 2020; Crobeddu  
84 et al., 2020). However, the interplay of different PM constituents often results in non-additive  
85 characteristics of the RS yields or oxidative potential of PM (Charrier et al., 2014; Lakey et al., 2016; Wang  
86 et al., 2018b). Thus, unraveling the adverse health effects of ambient PM requires systematic investigations  
87 of the RS formation and chemical reactivity of PM from different sources and environments (Shiraiwa et  
88 al., 2017).

89 The concentration of PM<sub>2.5</sub> and the composition of airborne organic matter vary considerably from clean  
90 forest to polluted urban environments. For example, the PM<sub>2.5</sub> concentrations at the Hyytiälä forest site are  
91 typically below 10 µg m<sup>-3</sup>, with organic matter accounting for ~70% (Laakso et al., 2003; Maenhaut et al.,  
92 2011), whereas the PM<sub>2.5</sub> concentrations in Beijing during winter can reach and exceed daily average values  
93 of 150 µg m<sup>-3</sup>, with organic matter accounting for ~40% (Huang et al., 2014). Moreover, anthropogenic  
94 emissions can enhance the formation of biogenic SOA and HOM as well as the levels of particulate  
95 transition metals, humic-like substances, and PM oxidative potential (Goldstein et al., 2009; Hoyle et al.,  
96 2011; Liu et al., 2014; Xu et al., 2015; Ma et al., 2018; Pye et al., 2019; Shrivastava et al., 2019).

97 In this study, we compared the RS yields of PM<sub>2.5</sub> in clean and polluted environments. We used three  
98 approaches to explore the RS formation by PM<sub>2.5</sub> from remote forest of Hyytiälä (Finland), intermediately  
99 polluted city of Mainz (Germany), and heavily polluted megacity of Beijing (China) (Figure 1). To quantify



100 the abundances of redox-active PM constituents related to RS formation, we collected ambient PM<sub>2.5</sub> and  
101 measured the chemical composition of organic matter, the abundance of water-soluble transition metals,  
102 and the yield of radicals and H<sub>2</sub>O<sub>2</sub> in the liquid phase (Figure 1a). To assess the influence of anthropogenic-  
103 biogenic organic matter interactions on the RS formation by ambient PM<sub>2.5</sub>, we analyzed the radical yield  
104 of SOA generated by oxidation of mixed anthropogenic and biogenic precursors in a laboratory chamber  
105 (Figure 1b). To get insights into the radical formation mechanism of ambient PM<sub>2.5</sub> in water, we  
106 differentiated the influence of transition metals, organic hydroperoxide (ROOH), water-soluble humic acid  
107 (HA) and fulvic acid (FA) on the radical formation by Fenton-like reactions (Figure 1c).

## 108 **2 Materials and methods**

### 109 **2.1 Chemicals**

110 The following chemicals were used as received without further purification: β-pinene (99%, Sigma-  
111 Aldrich), naphthalene (99.6%, Alfa Aesar GmbH&Co KG), cumene hydroperoxide (80%, Sigma-Aldrich),  
112 H<sub>2</sub>O<sub>2</sub> (30%, Sigma-Aldrich), FeSO<sub>4</sub>•7H<sub>2</sub>O (F7002, Sigma-Aldrich), CuSO<sub>4</sub>•5H<sub>2</sub>O (209198, Sigma-  
113 Aldrich), NiCl<sub>2</sub> (98%, Sigma-Aldrich), MnCl<sub>2</sub> (≥99%, Sigma-Aldrich), VCl<sub>2</sub> (85%, Sigma-Aldrich), NaCl  
114 (443824T, VWR International GmbH), KH<sub>2</sub>PO<sub>4</sub> (≥99%, Alfa Aesar GmbH&Co KG), Na<sub>2</sub>HPO<sub>4</sub> (≥99.999%,  
115 Fluka), humic acid (53680, Sigma-Aldrich), fulvic acid (AG-CN2-0135-M005, Adipogen), 5-tert-  
116 Butoxycarbonyl-5-methyl-1-pyrroline-N-oxide (BMPO, high purity, Enzo Life Sciences, Inc.), H<sub>2</sub>O<sub>2</sub> assay  
117 kit (MAK165, Sigma-Aldrich), ultra-pure water (14211-1L-F, Sigma-Aldrich), 47 mm diameter Teflon  
118 filters (JVWP04700, Omnipore membrane filter), and micropipettes (50 μL, Brand GmbH&Co KG). The  
119 used neutral saline (pH=7.4) consists of 10 mM phosphate buffer (2.2 mM KH<sub>2</sub>PO<sub>4</sub> and 7.8 mM Na<sub>2</sub>HPO<sub>4</sub>)  
120 and 114 mM NaCl, which was used to simulate physiologically relevant condition.

### 121 **2.2 Collection and extraction of ambient fine PM**

122 Ambient fine particles were collected onto Teflon filters for all sites. The Hyytiälä PM<sub>2.5</sub> was collected  
123 using a three-stage cascade impactor (Dekati® PM10) at the Station for Measuring Forest Ecosystem-  
124 Atmosphere Relations station (SMEAR II station, Finland) during 31 May-19 July 2017 (Hari and Kulmala,



125 2005). The Mainz fine PM was collected using a micro-orifice uniform deposit impactor (MOUDI, 122-R,  
126 MSP Corporation) (Arangio et al., 2016) on the roof of Max Planck Institute for Chemistry during 22  
127 August-17 November 2017 and 23-31 August 2018. The Beijing winter PM<sub>2.5</sub> was collected using a 4-  
128 channel PM<sub>2.5</sub> air sampler (TH-16, Wuhan Tianhong Instruments Co., Ltd.) in the campus of the Peking  
129 University, an urban site of Beijing, during 20 December-13 January 2016 and 6 November-17 January  
130 2018 (Lin et al., 2015). The sampling time for a single filter sample in Hyytiälä, Mainz, and Beijing are 48-  
131 72, 25-54, and 5-24 h, respectively, depending on the local PM concentrations. More information about the  
132 sampling sites and instrumentation is shown in Table S1. After sampling, all filter samples were put in petri  
133 dishes and stored in a -80 °C freezer before analysis. To determine the mass of collected PM, each filter  
134 was weighed before and after the collection using a high sensitivity balance ( $\pm 10$   $\mu\text{g}$ , Mettler Toledo  
135 XSE105DU). In Hyytiälä, the PM<sub>1</sub> and PM<sub>1-2.5</sub> were separately sampled, which were combined and  
136 extracted together to represent PM<sub>2.5</sub> samples. Mainz PM with cut-size range of 0.056-1.8  $\mu\text{m}$  is taken as a  
137 proxy for PM<sub>2.5</sub>. Particle concentrations in aqueous extracts were estimated to be in the range of 200-6000  
138  $\mu\text{g mL}^{-1}$  (Figure S1).

### 139 **2.3 Formation, collection, and extraction of laboratory-generated SOA**

140 To generate SOA from mixed anthropogenic and biogenic precursors, different concentrations of gas-phase  
141 naphthalene and  $\beta$ -pinene were mixed and oxidized in a potential aerosol mass (PAM) chamber, i.e., an  
142 oxidation flow reactor (OFR) (Kang et al., 2007; Tong et al., 2018). Naphthalene and  $\beta$ -pinene were used  
143 as representative SOA precursors in Beijing and Hyytiälä, respectively (Hakola et al., 2012; Huang et al.,  
144 2019). The concentrations of gas-phase O<sub>3</sub> and  $\bullet\text{OH}$  in the PAM chamber were  $\sim 1$  ppm and  $\sim 5.0 \times 10^{11}$  cm<sup>-3</sup>,  
145 respectively. SOA was produced by adjusting the relative concentrations of naphthalene to the sum of it  
146 with  $\beta$ -pinene (i.e.,  $[\text{naphthalene}] / ([\text{naphthalene}] + [\beta\text{-pinene}])$ ) to be  $\sim 9\%$ ,  $\sim 23\%$ , and  $\sim 38\%$ , respectively.  
147 The concentrations of naphthalene and  $\beta$ -pinene were 0.2-0.6 ppm and 1.0-2.5 ppm, respectively, which  
148 were determined on the basis of a calibration function measured by gas chromatography mass spectrometry  
149 (Tong et al., 2018). To investigate the influence of ozone/ $\beta$ -pinene ratios on redox property of SOA, we



150 measured the aqueous phase radical yields of SOA particles formed from oxidation of ~1 ppm and ~2.5  
151 ppm  $\beta$ -pinene with the same concentration of ozone. With a similar purpose, we measured the radical yields  
152 of SOA formed from oxidation of ~0.2 ppm and ~0.6 ppm naphthalene by the same concentration of gas-  
153 phase OH radical. The mean radical yields of  $\beta$ -pinene and naphthalene SOA formed at different  
154 concentrations of precursors are compared in Sect. 3.4. The number and size distributions of SOA particles  
155 were measured using a scanning mobility particle sizer (SMPS, GRIMM Aerosol Technik GmbH&Co. KG).  
156 When the SOA concentration is stable, 47 mm diameter Teflon filters (JVWP04700, Omnipore membrane  
157 filter) were used to collect SOA particles, which were extracted into water solutions within 2 minutes after  
158 the sampling. More information about the SOA formation, characterization, collection, and extraction can  
159 be found in previous studies (Tong et al., 2016a; Tong et al., 2017; Tong et al., 2018; Tong et al., 2019).

#### 160 **2.4 Surrogate mixtures**

161 Considering that cumene hydroperoxide (CHP), humic acid (HA), and fulvic acid (FA) have been used as  
162 model compounds mimicking the redox-active substances in biogenic and anthropogenic PM (Lin and Yu,  
163 2011; Ma et al., 2018; Tong et al., 2019), we measured the relative fractions (RF) of different radicals formed  
164 by surrogate mixtures of  $\text{CHP} + \text{Fe}^{2+} + \text{Cu}^{2+} + \text{HA} + \text{H}_2\text{O}_2$  to simulate the radical formation by fine PM from  
165 Hyytiälä, Mainz, and Beijing. The  $\text{H}_2\text{O}_2$  was treated as a redox-active constituent preexisting in PM samples  
166 before extraction. The following method was used to make HA or FA solutions. First, 0-1000  $\mu\text{g mL}^{-1}$  HA  
167 or FA water suspensions were made. Then, the suspensions were sonicated for 3 minutes to accelerate the  
168 dissolution of HA or FA. Afterwards, the sonicated suspensions were centrifuged at 6000 rpm (MiniStar,  
169 VWR International bvba) for 2 minutes. Finally, the supernatants were taken out from the centrifuge tubes  
170 with pipettes and stored in glass vials under 4-8 °C condition before analysis. The HA or FA solutions were  
171 prepared freshly day-to-day. To determine the concentrations of dissolved HA or FA, aliquots of the  
172 supernatants were dried with pure  $\text{N}_2$  flow (1-2 bar) and weighted with a high sensitivity balance ( $\pm 0.01$   
173 mg, Mettler Toledo XSE105DU). The concentrations of  $\text{Fe}^{2+}$ ,  $\text{Cu}^{2+}$ , HA, and  $\text{H}_2\text{O}_2$  in the surrogate mixtures  
174 are 43  $\mu\text{M}$ , 3  $\mu\text{M}$ , 4  $\text{mg L}^{-1}$ , and 7  $\mu\text{M}$ , which are based on the measurement of ambient PM extracts ( $\text{Fe}^{2+}$   
175 and  $\text{Cu}^{2+}$ , Section 2.8) or the estimated abundance in ambient PM (CHP, HA, FA, and  $\text{H}_2\text{O}_2$ , SI). To explore



176 the influence of HA/FA on Fenton-like reactions, the radical formation in the following aqueous mixtures  
177 was also analyzed: CHP+Fe<sup>2+</sup>, CHP+Cu<sup>2+</sup>, CHP+Cu<sup>2+</sup>+HA, CHP+Cu<sup>2+</sup>+FA. The concentrations of Fe<sup>2+</sup>,  
178 Cu<sup>2+</sup>, HA, FA, and H<sub>2</sub>O<sub>2</sub> in these solutions are 15-300 μM, 15-300 μM, 0-180 μg mL<sup>-1</sup>, 0-180 μg mL<sup>-1</sup>, 0-  
179 300 μM, respectively.

## 180 **2.5 Quantification of radicals by EPR**

181 5-tert-Butoxycarbonyl-5-methyl-1-pyrroline-N-oxide (BMPO) was used as a spin-trapping agent for  
182 detecting different types of radicals formed in the extracts of PM. Ambient PM or laboratory-generated  
183 SOA were extracted from Teflon filters into 10 mM BMPO neutral saline or water solutions by vortex  
184 shaking for ~15 minutes (with Heidolph Reax 1). Around one fourth of each ambient PM filter or a whole  
185 SOA-loaded filter was used for extraction. It was assumed that during the extraction process, most of the  
186 short-lived radicals have reacted with BMPO to form stable adducts.

187 A continuous-wave electron paramagnetic resonance (CW-EPR) X-band spectrometer (EMXplus-10/12;  
188 Bruker Corporation) was applied for the identification and quantification of radical adducts (Tong et al.,  
189 2016a;Tong et al., 2017;Tong et al., 2018;Tong et al., 2019). In order to increase the signal to noise ratio  
190 of EPR spectra, some of the extracts were concentrated by a factor of 5 - 20 through 15 - 20 minutes drying  
191 under 1-2 bar pure N<sub>2</sub> flow. The EPR spectra of BMPO-radical adducts were recorded by setting the  
192 following operating parameters: a microwave frequency of 9.84 GHz, a microwave power of 0.017 mW  
193 (20 dB), a receiver gain of 40 dB, a modulation amplitude of 1 G, a scan number of 50, a sweep width of  
194 100 G, a modulation frequency of 100 kHz, a conversion time of 11 ms, and a time constant of 10 ms.

195 To average EPR spectra of different PM<sub>2.5</sub> extracts for each site, the magnetic field values of each  
196 spectrum was transformed to g-values. Then we used the Bruker software, Xenon to do the averaging,  
197 irrespective of the concentrations of PM<sub>2.5</sub> in extracts. The spin-counting method embedded in Xenon was  
198 applied to quantify radical adducts. The spin-counting method was calibrated using the standard compound  
199 4-hydroxy-2,2,6,6-tetramethylpiperidin-1-oxyl (TEMPOL). To obtain the relative yields of •OH, O<sub>2</sub>•<sup>-</sup>, C-  
200 and O-centered organic radicals, EPR spectra were simulated and fitted using the Xenon software before





201 deconvolution (Arangio et al., 2016; Tong et al., 2018). The weight of assigned species accounts on average  
202 for more than 95% of totally observed radical adducts, which is characterized by the peak area ratios of  
203 corresponding species. EPR spectra with low signal-to-noise ratio introduce uncertainty into the parameters  
204 describing the lineshape of peaks representing radical adducts (Tseitlin et al., 2012), causing a total  
205 quantification uncertainty of 0-19% for the weight and total concentrations of different radical species. The  
206 hyperfine coupling constants used for spectrum fitting are shown in Table S2. More information on the  
207 hyperfine coupling constants of different types of BMPO radical adducts can be found in previous studies  
208 (Zhao et al., 2001; Arangio et al., 2016).

## 209 **2.6 Measurement of H<sub>2</sub>O<sub>2</sub> yields**

210 We extracted ambient PM<sub>2.5</sub> from one fourth of each Teflon filter into 1 mL ultra-pure water or neutral  
211 saline by stirring it with a vortex shaker for ~15 minutes. Afterwards, the extracts were centrifuged at 9000  
212 rpm (Eppendorf Minispin) for 3 minutes to remove the insoluble particles. Finally, the concentration of  
213 H<sub>2</sub>O<sub>2</sub> in the supernatant was measured using the MAK165 assay kit (Yan et al., 2017; Tong et al., 2018). 50  
214 μL of supernatant and 50 μL of a Master Mix solution containing horseradish peroxidase and Amplex Red  
215 substrate were mixed in a 96-well plate. The horseradish peroxidase catalyzed the oxidation of Amplex Red  
216 by H<sub>2</sub>O<sub>2</sub> to form fluorescent resorufin (Wang et al., 2017), which was consequently quantified using a  
217 microplate reader (Synergy™ NEO, BioTek, excitation at 540 nm and emission at 590 nm) after 30 minutes  
218 of incubation. The concentration of H<sub>2</sub>O<sub>2</sub> in aqueous PM extracts was determined using an H<sub>2</sub>O<sub>2</sub> calibration  
219 curve based on standard H<sub>2</sub>O<sub>2</sub> solutions and also corrected by blank measurements (Tong et al., 2018).

## 220 **2.7 Mass spectrometry of organic compounds**

221 By using a Q-Exactive Orbitrap mass spectrometer (Thermo Fisher Scientific, MA, USA) coupled with an  
222 ultra-high performance liquid chromatography (UHPLC) system (Dionex UltiMate 3000, Thermo  
223 Scientific, Germany) (Wang et al., 2018a; Wang et al., 2019; Tong et al., 2019), we characterized the HOMs  
224 and aromatic compounds in Hyytiälä, Mainz, and Beijing winter fine PM samples in negative ionization  
225 mode. We processed the MS spectrum and UHPLC chromatogram of measured samples through a non-



226 target screening approach by using the commercially available software SIEVE® (Thermo Fisher Scientific,  
227 MA, USA). Then, we blank-corrected the signals with peak intensity  $> 1 \times 10^5$ . Afterwards, we used the  
228 following criteria to assign molecular formulae and filter out the irrational ones: (a) the number of atoms  
229 of C, H, O, N, S, and Cl should be in the range of 1-39, 1-72, 0-20, 0-7, 0-4, and 0-2. (b) Atomic ratios of  
230 H/C, O/C, N/C, S/C, and Cl/C should be in the range of 0.3-3, 0-3, 0-1.3, 0-0.8, and 0-0.8, respectively.

231 The HOMs are defined as formulae fell into the following chemical composition range of  $C_xH_yO_z$ :  
232 monomers with  $x = 8-10$ ,  $y = 12-16$ ,  $z = 6-12$ , and  $z/x > 0.7$ ; dimers with  $x = 17-20$ ,  $y = 26-32$  and  $z = 8-$   
233 18 (Ehn et al., 2014;Tröstl et al., 2016;Tong et al., 2019). Aromatics in this study are defined to be  
234 compounds with aromaticity index (AI)  $> 0.5$  and aromaticity equivalent ( $X_c$ )  $> 2.5$ , with the parameters  
235 accounting for the fraction of oxygen and sulfur atoms involved in  $\pi$ -bond structures of a compound to be  
236 set as 1 (Koch and Dittmar, 2006;Yassine et al., 2014;Tong et al., 2016b). Beyond this, The relative  
237 abundance of HOMs or aromatic compounds is defined to be the sum chromatographic area of HOMs or  
238 aromatics divided by the sum chromatographic area of all assigned organic compounds, with  $< 30\%$  of  
239 totally detected organic compounds not assigned (Wang et al., 2018a).

## 240 **2.8 Determination of water-soluble transition metal concentrations**

241 Based on the same extraction method as the  $H_2O_2$  analysis in section 2.6, the concentration of five selected  
242 water-soluble transition metal species (Fe, Cu, Mn, Ni and V) in the supernatants of  $PM_{2.5}$  extracts was  
243 quantified using an inductively coupled plasma mass spectrometer (ICP-MS, Agilent 7900). These five  
244 transition metal species were chosen for analysis due to their prominent concentrations and higher oxidative  
245 potential (Charrier and Anastasio, 2012). A calibration curve for the ICP-MS analysis was made by  
246 measuring standard multi-element stock solutions (Custom Grade, Inorganic Ventures). An aliquot of the  
247 supernatants was diluted and acidified using a mixture of nitric acid (5%) and hydrofluoric acid (1%), which  
248 was finalized to be 5 mL before analysis. The measured transition metal concentrations were blank-  
249 corrected and shown in corresponding figures. The detection limit of the ICP-MS analysis in this study was  
250 typically  $< 40 \text{ ng L}^{-1}$ . The  $PM_{2.5}$  samples collected on 2 June, 7 June, 9 June, 12 June in 2017 in Hyytiälä,  
251 on 22 August, 26 August, 28 August, 25 September, 25 October, 14 November in 2017 in Mainz, and all



252 the 12 PM<sub>2.5</sub> samples from Beijing winter were used for transition metal analysis. Temporal evolution of  
253 water-soluble transition metal concentrations in water extracts of Mainz PM<sub>2.5</sub> were also measured, and we  
254 found that the total ion concentration of Fe, Cu, Mn, Ni, and V showed a rapid rise during the first 15 min  
255 (Figure S2a), but at a much slower rate afterwards (Figure S2b).

### 256 **3 Results and discussion**

#### 257 **3.1 Relative yields of different types of radicals from ambient PM<sub>2.5</sub>**

258 Figure 2a shows the averaged EPR spectra of BMPO-radical adducts in neutral saline extracts of PM<sub>2.5</sub>  
259 samples from Hyytiälä, Mainz (cut-size range 0.056-1.8 μm PM as a proxy), and Beijing. Each spectrum  
260 is composed of multiple peaks attributable to different types of BMPO-radical adducts. The dotted vertical  
261 lines with different colors indicate the peaks attributable to adducts of BMPO with •OH (green), O<sub>2</sub><sup>•-</sup>  
262 (orange), C- (blue) and O-centered organic radicals (purple) (Zhao et al., 2001; Arangio et al., 2016),  
263 respectively. The spectrum of Hyytiälä PM<sub>2.5</sub> is dominated by peaks attributable to C-centered radicals. In  
264 contrast, the spectrum of Mainz PM<sub>2.5</sub> comprises strong peaks attributable to •OH and C-centered radicals,  
265 with •OH exhibiting stronger signals. Finally, the spectrum of Beijing winter PM<sub>2.5</sub> is mainly composed of  
266 four peaks attributable to •OH.

267 Figure 2b shows the averaged relative fractions (RF) of •OH, O<sub>2</sub><sup>•-</sup>, C- and O-centered organic radicals  
268 generated by multiple PM samples from each site. In line with visual inspection of the spectra in Figure 2a,  
269 the PM<sub>2.5</sub> from clean forest site generates relatively more C- and O-centered organic radicals but less •OH,  
270 vice versa for the radical yield by PM<sub>2.5</sub> from polluted areas. Specifically, the mean RF of C- and O-centered  
271 organic radicals, ordered from highest to lowest are: Hyytiälä (66% and 11%) > Mainz (46% and 10%) >  
272 Beijing (39% and 5%). Note that, the significantly higher RF of C-centered radicals than O-centered organic  
273 radicals may be induced by the higher yield and stability of BMPO-C-centered radical adduct in the liquid  
274 phase (De Araujo et al., 2006). Moreover, the C- and O-centered organic radicals may comprise a series of  
275 radicals with different molecular structures, the yields of which are associated with aqueous redox  
276 chemistry of organic matter such as Fenton-like reactions (Arangio et al., 2016; Tong et al., 2018; Tong et



277 al., 2019). The mean RF of  $\cdot\text{OH}$ , ordered from lowest to highest are: 21% (Hyytiälä) < 38% (Mainz) < 53%  
278 (Beijing). The presence of  $\cdot\text{OH}$  is related to multiple formation pathways, such as Fenton-like reactions,  
279 thermal or hydrolytic decomposition of peroxide-containing HOMs, and redox chemistry of  
280 environmentally persistent free radicals or aromatic compounds-containing humic-like substances  
281 (Chevallier et al., 2004; Valavanidis et al., 2005; Li et al., 2008; Page et al., 2012; Gehling et al., 2014; Tong  
282 et al., 2016a; Tong et al., 2017; Tong et al., 2018; Tong et al., 2019; Qiu et al., 2020). The mean RF of  $\text{O}_2\cdot^-$   
283 only varies slightly in the range of 2-6%, showing no clear trend and within the range of standard errors in  
284 Figure 2b.

### 285 **3.2 Mass-specific and air sample volume-specific yields of RS from ambient PM<sub>2.5</sub>**

286 Figure 3 shows the mass-specific and air sample volume-specific yields of reactive species (RS) including  
287 radicals,  $\text{H}_2\text{O}_2$ , and the sum of radicals and  $\text{H}_2\text{O}_2$  by  $\text{PM}_{2.5}$  from Hyytiälä, Mainz, and Beijing. The mass-  
288 specific yields of RS are shown in the unit of  $\text{pmol } \mu\text{g}^{-1}$  of  $\text{PM}_{2.5}$ , reflecting the redox activities of  $\text{PM}_{2.5}$   
289 irrespective of filter loadings. The air sample volume-specific yields of RS are shown in the unit of  $\text{pmol}$   
290  $\text{m}^{-3}$  of air, indicating that the redox activities of  $\text{PM}_{2.5}$  scale with atmospheric concentration of  $\text{PM}_{2.5}$ . We  
291 note that, while the more polluted sampling sites led to higher mass loadings, the concentrations of PM in  
292 extracts were found to have a tiny impact on the radical yields (Figure S1c and S1d).

293 Figure 3a shows that the mass-specific radical yields are negatively correlated with  $\text{PM}_{2.5}$  mass  
294 concentrations. The mean concentrations of  $\text{PM}_{2.5}$  are lower to higher in the order of 5 (Hyytiälä) < 16  
295 (Mainz) < 202  $\mu\text{g m}^{-3}$  (Beijing), whereas the radical yields are in a reverse order of 0.58 > 0.33 > 0.07  $\text{pmol}$   
296  $\mu\text{g}^{-1}$ . The higher mass-specific radical yield of  $\text{PM}_{2.5}$  from Hyytiälä may be associated with the higher  
297 abundance of particulate organic matter, which includes quinones and organic hydroperoxides that undergo  
298 thermal, photonic, or hydrolytical dissociation as well as redox chemistry such as Fenton-like reactions to  
299 produce radicals (Badali et al., 2015; Tong et al., 2016a; Tong et al., 2019). More than 70% of  $\text{PM}_{2.5}$  in  
300 Hyytiälä forest is composed of organic matter (Jimenez et al., 2009; Maenhaut et al., 2011), whereas the  
301 abundances of organic matter in Mainz autumn and Beijing winter  $\text{PM}_{2.5}$  are ~40% (Jimenez et al.,



2009;Huang et al., 2014), which might in part explain the lower radical yield of these samples. Figure 3a also shows that the mass-specific H<sub>2</sub>O<sub>2</sub> yields of PM<sub>2.5</sub> from Hyytiälä (~2.2 pmol μg<sup>-1</sup>), Mainz (~3.4 pmol μg<sup>-1</sup>), and Beijing (~3.4 pmol μg<sup>-1</sup>) exhibit a weak positive correlation with PM<sub>2.5</sub> mass concentrations, agreeing with previous measurements of the H<sub>2</sub>O<sub>2</sub> formation by fine PM from different districts of Los Angeles (Arellanes et al., 2006;Wang et al., 2012) (Figure S4a). The higher H<sub>2</sub>O<sub>2</sub> yield of urban fine PM may be associated with its higher abundance of transition metals and aromatic-containing organic matter (e.g., quinones and humic-like substances), which have been found as redox-active constituents to produce H<sub>2</sub>O<sub>2</sub> upon dissolution of ambient PM or laboratory-generated SOA in water (Arellanes et al., 2006;Chung et al., 2006;Wang et al., 2010;Wang et al., 2012). The weak correlation of mass-specific H<sub>2</sub>O<sub>2</sub> yields and PM<sub>2.5</sub> concentrations reflects the varying redox activity of PM<sub>2.5</sub> from different regions, which is driven by the PM source-dependent composition, abundance, and chemistry of redox active substances (e.g., transition metals and organic matter).

Figures 3b and S4b show that the air sample volume-specific yields of total RS (H<sub>2</sub>O<sub>2</sub>+radicals) increase as PM<sub>2.5</sub> concentrations increase, reflecting a higher RS formation in per cubic meter of polluted urban air. Specifically, the relative air sample volume-specific yields of H<sub>2</sub>O<sub>2</sub> (i.e., [H<sub>2</sub>O<sub>2</sub>]/([H<sub>2</sub>O<sub>2</sub>]+[radicals])), ordered from lowest to highest are: 78% (Hyytiälä) > 91% (Mainz) > 97% (Beijing), whereas the relative air sample volume-specific radical yields (i.e., [radicals]/([H<sub>2</sub>O<sub>2</sub>]+[radicals])) are in the reverse order of 22% > 9% > 3%. The relatively stable H<sub>2</sub>O<sub>2</sub> becomes increasingly important for the reactivity of ambient PM<sub>2.5</sub> compared to the more reactive radicals when transitioning from clean to polluted conditions. Due to its stability, H<sub>2</sub>O<sub>2</sub> has been found previously to dominate the concentrations of RS formed by PM<sub>2.5</sub> in liquid phase with the presence of antioxidants but absence of spin traps (Lakey et al., 2016;Tong et al., 2018). This study shows a time integral concentration rather than the RS concentration taking into account the different lifetimes and evolution pathways of radicals and H<sub>2</sub>O<sub>2</sub>. H<sub>2</sub>O<sub>2</sub> still constitutes the biggest fraction of RS detected. Of note, the EPR method may not detect all radicals produced but rather a fraction that is trapped with BMPO before undergoing other radical termination reactions. It is also notable that we measured the RS yields of PM from three different areas. Further measurements of PM from more locations



328 may shift the trend of the RS yields in Figure 3 by a certain degree, the extent of which warranty follow-up  
329 studies.

### 330 **3.3 Correlation of radical yield with chemical composition of ambient PM<sub>2.5</sub>**

331 Figure 4 shows how the relative fractions (RF) of C-centered radicals and •OH in aqueous extracts of  
332 ambient PM<sub>2.5</sub> are correlated with the abundance of HOMs, aromatic compounds, and water-soluble  
333 transition metals. Figure 4a shows that the relative abundance of HOMs exhibits a positive correlation with  
334 the RF of C-centered radicals, whereas a negative correlation with the RF of •OH. The relative abundance  
335 of HOMs, ordered from lowest to highest are: ~0.2% (Beijing) < ~6% (Mainz) < ~10% (Hyytiälä) (Tong  
336 et al., 2019), and the RF of C-centered radicals is in the same order of 39% < 46% < 66%, but the RF of  
337 •OH are in the reverse order of 53% > 38% > 21%. The higher RF of C-centered radicals formed by PM<sub>2.5</sub>  
338 from less-polluted air is in the same trend as the total mass-specific radical yield of PM<sub>2.5</sub> from these sites  
339 (Figure 3a), confirming previous results that peroxide-containing HOMs may play an important role in  
340 organic radical formation (Tong et al., 2016a; Tong et al., 2019).

341 In contrast to HOMs, the relative abundance of aromatic compounds in PM<sub>2.5</sub> is higher in polluted urban  
342 air compared to clean forest: ~0.2% (Hyytiälä) < ~2% (Mainz) < ~16% (Beijing) (Figure 4b), causing a  
343 positive correlation with the RF of •OH, but a negative correlation with the RF of C-centered radicals. The  
344 higher relative abundance of particulate aromatics in Beijing compared to Hyytiälä can be attributed to the  
345 stronger anthropogenic emissions (e.g., from traffic) at the polluted urban site (Jimenez et al., 2009; Zhang  
346 and Tao, 2009; Elser et al., 2016; An et al., 2019). The chemistry of oxygenated aromatic-containing  
347 substances, such as quinones and semiquinones, may enhance the conversion of other RS (e.g., O<sub>2</sub><sup>•</sup>) into  
348 •OH due to redox cycling and interaction with water (Chung et al., 2006; Khachatryan et al., 2011; Fan et  
349 al., 2016).

350 Similar to the aromatics, the transition metal abundances exhibit a positive correlation with the RF of  
351 •OH, but a negative correlation with the RF of C-centered radicals (Figure 4c). The abundance of water-  
352 soluble transition metals in PM<sub>2.5</sub> from different locations, ordered from lowest to highest are: 13.4



353 (Hyytiälä) < 19.6 (Mainz) < 27.8 (Beijing) pmol  $\mu\text{g}^{-1}$ , and the RF of  $\bullet\text{OH}$  is in the same order of 21% < 38%  
354 < 53%, whereas the relative fraction of C-centered radicals is in the reverse order of 66% > 46% > 39%.  
355 The consistently higher abundance of water-soluble transition metals and RF of  $\bullet\text{OH}$  of urban  $\text{PM}_{2.5}$  may  
356 reflect the importance of Fenton-like reactions in radical formation in polluted air, as  $\text{H}_2\text{O}_2$  and  
357 hydroperoxides can be efficiently converted into  $\bullet\text{OH}$ . Moreover, several studies have reported that metal-  
358 organic interactions may alter the oxidative potential and RS yield of PM under atmospheric and  
359 physiological conditions (Zuo and Hoigne, 1992; Singh and Gupta, 2016; Cheng et al., 2017; Wang et al.,  
360 2018b; Wei et al., 2019; Lin and Yu, 2020). Thus, investigations on the radical chemistry of transition metals  
361 strongly benefit from determination of organic aerosols to illuminate the mechanism of RS formation.  
362 Finally, additional measurements of  $\text{PM}_{2.5}$  from more locations may shift the correlation of radical yields  
363 and abundances of transition metals and organic matter by a certain degree, the extent of which also  
364 warrants follow-up studies.

### 365 **3.4 Radical yield of laboratory-generated SOA**

366 To investigate the influence of biogenic-anthropogenic organic matter interaction on the formation of  
367 aqueous radicals, we measured the radical yield of SOA generated from oxidation of mixed naphthalene  
368 and  $\beta$ -pinene precursors. Figure 5a shows that the mass-specific radical yields of SOA decrease with  
369 increasing relative concentrations of naphthalene (i.e.,  $[\text{naphthalene}]/([\text{naphthalene}]+[\beta\text{-pinene}])$ ). As the  
370 relative concentration of naphthalene is increased from 0 to 9, 23, and 38%, the radical yields of SOA  
371 decrease in the order of  $\sim 8.4 > \sim 3.0 > \sim 2.3 > \sim 1.9$  pmol  $\mu\text{g}^{-1}$ . This is because the naphthalene SOA has a  
372 lower radical yield than  $\beta$ -pinene SOA with the same mass concentration in water extracts (Tong et al.,  
373 2016a; Tong et al., 2017; Tong et al., 2018; Tong et al., 2019). Moreover, the mass-specific radical yield of  
374  $\beta$ -pinene SOA in Figure 5a is the mean value of SOA from  $\sim 1$  ppm and  $\sim 2.5$  ppm of  $\beta$ -pinene (see Sect.  
375 2.3). Therein the SOA from  $\sim 2.5$  ppm  $\beta$ -pinene exhibits higher radical yield (11.5 pmol  $\mu\text{g}^{-1}$ ) than the SOA  
376 generated from  $\sim 1$  ppm  $\beta$ -pinene (4.5 pmol  $\mu\text{g}^{-1}$ ), which may be associated with the increasing partition of  
377 oligomers into the particle phase with higher starting concentration of  $\beta$ -pinene (Kourtchev et al., 2016).



378 Some oligomers contain peroxide functional groups accounting for a major fraction of HOMs (Krapf et al.,  
379 2016). The radical yield of naphthalene SOA in Figure 5 is the average yields of SOA formed by the  
380 oxidation of ~0.2 ppm and ~0.6 ppm naphthalene (see section 2.3), respectively. Therein the radical yield  
381 of SOA from ~0.2 ppm naphthalene ( $1.1 \text{ pmol } \mu\text{g}^{-1}$ ) is slightly higher than the SOA from ~0.6 ppm  
382 naphthalene ( $0.8 \text{ pmol } \mu\text{g}^{-1}$ ), agreeing with the finding of enhanced oxidative potential of naphthalene SOA  
383 formed under higher oxidant/naphthalene ratio condition (Wang et al., 2018b).

384 Figure 5b shows that  $\beta$ -pinene SOA mainly generates  $\bullet\text{OH}$  (~86%), whereas the mixed precursor SOA  
385 and naphthalene SOA mainly generate  $\text{O}_2^{\bullet-}$  (60-77%) and C-centered radicals (18-34%), which is in line  
386 with our previous findings (Tong et al., 2016a; Tong et al., 2018; Tong et al., 2019). The much lower RF of  
387  $\bullet\text{OH}$  formed by mixed precursor SOA (< 10%) may mainly be due to its lower abundance of peroxide-  
388 containing HOMs. It is notable that  $\text{PM}_{2.5}$  from polluted Beijing contains substantial amount of aromatics  
389 (Figure 4b), but mainly generates  $\bullet\text{OH}$  upon interaction with water, which seems to contradict our finding  
390 that naphthalene SOA generates  $\bullet\text{OH}$  only to a small extent. This may be related to the more complex  
391 composition of the ambient PM compared to laboratory-generated SOA. For example, conversion of  $\text{O}_2^{\bullet-}$   
392 to  $\bullet\text{OH}$ ,  $\text{H}_2\text{O}_2$ , and  $\text{O}_2$  by transition metals or other redox-active PM constituents through Haber-Weiss  
393 reactions or other related redox chemistry (Kehrer, 2000; Tong et al., 2016a) is expected to occur in ambient  
394 samples, but would not be observed in laboratory-generated SOA that does not contain significant fractions  
395 of transition metals.

### 396 **3.5 Radical yield of surrogate mixtures comprising transition metals, CHP, HA, FA and $\text{H}_2\text{O}_2$**

397 Figure 6a shows the concentration of radicals formed in aqueous mixtures comprising 0-25  $\mu\text{M}$  cumene  
398 hydroperoxide (CHP), 43  $\mu\text{M}$   $\text{Fe}^{2+}$ , 3  $\mu\text{M}$   $\text{Cu}^{2+}$ , 4  $\mu\text{g mL}^{-1}$  humic acid (HA) and 7  $\mu\text{M}$   $\text{H}_2\text{O}_2$ , with mixtures  
399 containing 0, 5, and 25  $\mu\text{M}$  CHP to be treated as surrogates of redox-active constituents in PM from Beijing,  
400 Mainz, and Hyytiälä. As the concentration of CHP is increased from 0 to 25  $\mu\text{M}$ , the total concentration of  
401 detectable radicals increases from 0.4 to 2.8  $\mu\text{M}$ , with the relative fractions (RF) of C-centered radicals  
402 increase from 1% to 30%, whereas the RF of  $\bullet\text{OH}$  and O-centered organic radicals decreases from 72% to





403 60% and from ~23% to ~8% (Figure 6b), respectively. The higher RF of C-centered radicals but lower RF  
404 of  $\bullet\text{OH}$  formed at higher concentration of CHP resembles the radical yield of ambient fine PM from cleaner  
405 areas (Figure 2b), which contains a large fraction of HOMs (Tong et al., 2019). Moreover, Figure S5 shows  
406 that adding 75, 100, 150, 200, and 300  $\mu\text{M}$   $\text{H}_2\text{O}_2$  significantly and linearly ( $R^2=0.95$ ) elevates the  $\bullet\text{OH}$   
407 concentration in aqueous mixtures comprising CHP,  $\text{Fe}^{2+}$ , HA, and  $\text{H}_2\text{O}_2$ . Thus, the higher RF of  $\bullet\text{OH}$  in  
408 surrogate mixtures (Figure 6b) compared with ambient PM extracts (Figure 2b) may be due to the choice  
409 of a slightly higher concentration of  $\text{H}_2\text{O}_2$  in the surrogate mixture (7  $\mu\text{M}$ , see SI).

410 To compare the Fenton-like reactions initiated by different transition metal ions related to ambient  $\text{PM}_{2.5}$ ,  
411 we measured the absolute and relative radical yields of aqueous mixtures containing CHP and different  
412 transition metal species, such as  $\text{Fe}^{2+}$ ,  $\text{Cu}^{2+}$ ,  $\text{Mn}^{2+}$ , or  $\text{Ni}^{2+}$ . We found that  $\text{Fe}^{2+}$  is most efficient in initiating  
413 Fenton-like reactions (Deguillaume et al., 2005) and the BMPO-radical adduct concentrations varied along  
414 the reaction time (Figure S6). Of note, the abundance, chemical composition, and physicochemical  
415 properties of the redox-active constituents in ambient PM (e.g., transition metals and organic matter) can  
416 be different from the surrogate mixtures, causing partially different radical yields between surrogate  
417 mixtures and ambient  $\text{PM}_{2.5}$  (e.g., less comparable RF of  $\bullet\text{OH}$  than the RF of C-centered radicals), which  
418 warrants follow-up studies. To simplify the discussion, we only show the radical yields as mean values  
419 within ~25 minutes of extraction and measurement.

420 To assess the influence of humic acid on Fenton-like reactions, we measured the radical yields of  
421 mixtures comprising 100  $\mu\text{M}$  CHP, 300  $\mu\text{M}$   $\text{Fe}^{2+}$ , and 0-180  $\mu\text{g mL}^{-1}$  HA. As the concentration of HA is  
422 increased from 0 to 36  $\mu\text{g mL}^{-1}$ , the concentration of total formed radicals decreased by ~52% from 15.5 to  
423 7.4  $\mu\text{M}$  (Figure 6c). This may be associated with the following properties of HA. First, HA exhibits  
424 pronounced iron binding capacity of 32 nmol Fe per milligram of HA, preferentially toward  $\text{Fe}^{3+}$  rather than  
425  $\text{Fe}^{2+}$  (Laglera and van den Berg, 2009; Scheinhardt et al., 2013). Thus, HA may interfere in the redox cycling  
426 of  $\text{Fe}^{2+}$  and  $\text{Fe}^{3+}$  by chelating them. The lower concentration of free iron ions may prevent the formation  
427 of radicals via Fenton-like reactions. Second, humic substances have been found to exhibit antioxidant



428 properties (Aeschbacher et al., 2012), thus the HA used for Figure 6c may act as an RS scavenger, therefore  
429 terminating radical processes and reducing the overall radical concentration. As the HA concentration is  
430 increased further from 36 to 180  $\mu\text{g mL}^{-1}$ , the radical concentration is reduced slightly, by less than 20%.  
431 This plateau of radical concentration is accompanied by an increasing RF of C-centered radicals (Figure  
432 6d), indicating that HA may also be involved in more complex radical chemistry with  $\text{O}_2^{\bullet-}$ ,  $\bullet\text{OH}$ , or oxygen-  
433 centered organic radicals enhancing carbon-centered radical formation (Shi et al., 2020). In fact, the RF of  
434 C-centered radicals steeply increases from ~19% to ~94% as the HA concentration is increased from 0 to  
435 180  $\mu\text{g mL}^{-1}$ , whereas the RF of  $\text{O}_2^{\bullet-}$  and  $\bullet\text{OH}$  decreases from ~59% and ~21% to ~3%. The higher RF of  
436 C-centered radicals but lower RF of  $\text{O}_2^{\bullet-}$  and  $\bullet\text{OH}$  at higher concentration of HA may be induced by the  
437 reactions of HA with  $\text{O}_2^{\bullet-}$  and  $\bullet\text{OH}$ . The RF of O-centered organic radicals does not exhibit a consistent  
438 trend and varies within the range of 5-20%. Moreover, we found that the reaction between HA and CHP  
439 (in the absence of Fe ions) produces only a negligible amount of radicals (not shown), which indicates that  
440 HA may mainly influence the radical formation upon interaction with iron ions or radicals formed by  
441 Fenton-like reactions, but does not form prominent amount of radicals by reactions with CHP or through  
442 the decomposition of CHP at the applied concentrations.

443 Fulvic acid (FA) is another kind of typical atmospheric humic-like substances exerting metal chelating  
444 activity (Graber and Rudich, 2006; Tang et al., 2014). Thus, we also measured the radical yields of the  
445 mixtures comprising CHP, transition metals, and FA. As shown in Figure 6e, the concentration of radicals  
446 formed by mixtures comprising 100  $\mu\text{M}$  CHP, 300  $\mu\text{M}$   $\text{Fe}^{2+}$ , and FA decreases by ~10% as the  
447 concentration of FA is increased from 6 to 36  $\mu\text{g mL}^{-1}$ . Therein the  $\text{O}_2^{\bullet-}$  is the dominant radical species,  
448 accounting for > 59% of totally formed radicals (Figure 6f). The  $\text{O}_2^{\bullet-}$  may be generated via multiple redox  
449 reaction pathways such as oxidation of  $\text{Fe}^{2+}$  or decomposition of organic peroxy radicals (Chevallier et al.,  
450 2004). Figure 6f also shows that RF of  $\bullet\text{OH}$ ,  $\text{O}_2^{\bullet-}$ , C- and O-centered organic radicals varies slightly, which  
451 is different from the decreasing radical yield by Fenton-like reaction system containing HA (Figure 6c), but  
452 agreeing with the lower capacity of FA ( $16.7 \pm 2.0 \text{ nmol mg}^{-1}$ ) than HA ( $32.0 \pm 2.2 \text{ nmol mg}^{-1}$ ) in binding



453 Fe(III) (Laglera and van den Berg, 2009). As the concentration of FA is increased further to  $12 \mu\text{g mL}^{-1}$ ,  
454 the observed radical concentration in aqueous mixtures of  $\text{CHP}+\text{Fe}^{2+}+\text{FA}$  decreases significantly to  $\sim 9.6$   
455  $\mu\text{M}$ , which may mainly be associated with the formation of Fe-FA complexes and the radical scavenging  
456 effect of FA as discussed for HA above (Wang et al., 1996; Scheinhardt et al., 2013; Yang et al., 2017).  
457 During this process, the RF of C-centered radicals increases for 3-fold to be  $\sim 28\%$ , indicating that FA may  
458 also be oxidized by different types of oxidants to form C-centered radicals (Gonzalez et al., 2017), similar  
459 to HA in Figure 6c. As the concentration of FA is increased further to  $180 \mu\text{g mL}^{-1}$ , the concentration of  
460 totally formed radicals decreases further to  $7.6 \mu\text{M}$ , the RF of C-centered radicals increases further to  $\sim 36\%$ ,  
461 whereas the RF of  $\cdot\text{OH}$  and O-centered organic radicals decreases significantly to 4-5% and below the  
462 detecting limit, respectively (Figure 6f). Moreover, the Figure S7 indicates that the RF of different radicals  
463 formed by mixtures comprising CHP,  $\text{Cu}^{2+}$  and FA exhibited a different trend from the mixtures of CHP,  
464  $\text{Fe}^{2+}$ , and FA, indicating that FA might influence the radical formation by  $\text{Cu}^{2+}$  initiated Fenton-like  
465 reactions in a efficiency different from the  $\text{Fe}^{2+}$  initiated Fenton-like reactions.

#### 466 **4 Conclusions and implications**

467 In this study, we found that  $\text{PM}_{2.5}$  levels exhibit a negative correlation with the mass-specific radical yields,  
468 but a weak positive correlation with the  $\text{H}_2\text{O}_2$  yields. We also found that the mass-specific concentration of  
469 transition metals and relative abundance of aromatic compounds are higher in the urban air than the remote  
470 forest, in the order of Hyytiälä < Mainz < Beijing. The relative fractions (RF) of  $\cdot\text{OH}$  formed by different  
471 source  $\text{PM}_{2.5}$  in water is in the same order as the relative abundances of transition metals and aromatics,  
472 indicating that urban fine PM favors the formation of OH radicals upon redox chemistry of transition metals,  
473 aromatics, or transition metal-aromatic interactions in water. The relative abundance of highly oxygenated  
474 organic molecules (HOMs) exhibits a reverse trend compared to aromatics and transition metals, but is in  
475 a positive correlation with the RF of C-centered radicals, confirming the strong association of HOMs with  
476 organic radical formation by  $\text{PM}_{2.5}$  in water (Tong et al., 2019).



477 We also measured the radical yield of laboratory-generated SOA from mixing the biogenic SOA  
478 precursor  $\beta$ -pinene and the anthropogenic SOA precursor naphthalene. We found that the relative fractions  
479 of naphthalene SOA of the totally formed SOA significantly influence the amount and types of radicals  
480 formed by the mixed precursor SOA in water with  $\cdot\text{OH}$  radicals dominating pure  $\beta$ -pinene SOA, Carbon-  
481 centered radicals becoming increasingly dominant as the fraction of naphthalene increases. To get insights  
482 into the Fenton-like reactions in aqueous extracts of ambient  $\text{PM}_{2.5}$ , we investigated the radical formation  
483 by surrogate mixtures comprising cumene hydroperoxide, transition metals, water-soluble humic acid (HA)  
484 or fulvic acid (FA), and  $\text{H}_2\text{O}_2$ . We found that HA and FA exhibit different radical scavenging and  
485 antioxidant activity in suppressing the radical formation from Fenton-like reactions.

486 The synthetic application of ambient  $\text{PM}_{2.5}$  characterization, chamber simulation, and surrogate mixture  
487 measurement in this study provides a novel approach to investigate the RS chemistry of atmospheric  
488 particles. The direct analysis of ambient  $\text{PM}_{2.5}$  enables us to find and quantify the key component (e.g.,  
489 HOMs, aromatics, or transition metals) of  $\text{PM}_{2.5}$  that may influence its reactivity. The investigation of  
490 laboratory-generated SOA enables us to assess the influence of anthropogenic-biogenic organic component  
491 interactions on the radical formation by ambient PM. The measurement of surrogate or aqueous mixtures  
492 of model substances (transition metals, CHP, HA, FA, and  $\text{H}_2\text{O}_2$ ) enables us to clarify the role of individual  
493 redox active compound as well as their interplays in the radical chemistry of PM, including Fenton-like  
494 reactions, transition metal-organic interactions, or subsequent chain reactions. Based on this systematic  
495 analysis, we quantitatively compared the RS formation mechanism of particulate matter from air ranging  
496 from clean to heavily polluted areas. The higher relative amount of detected radicals and  $\text{H}_2\text{O}_2$  formed by  
497 urban  $\text{PM}_{2.5}$  can be seen as a measure of higher potential oxidative damage caused by air pollutants in the  
498 epithelial lining fluid of the human respiratory tract. These newly achieved insights enable a better  
499 understanding of the influence of biogenic and anthropogenic emissions on atmospheric chemistry, air  
500 quality, and public health in the Anthropocene (Pöschl and Shiraiwa, 2015; Cheng et al., 2016; Shiraiwa et  
501 al., 2017). Finally, the composition and concentration of organic molecules have been found to influence  
502 its role in transition metal-initiated radical chemistry. For instance, carboxylic acids enhance the oxidative



503 potential of transition metals, whereas the imidazoles suppress it (Lin and Yu, 2020). Moreover, low  
504 concentration of oxalate forms mono-complexes with  $\text{Fe}^{2+}$ , but high concentration of oxalate scavenges OH  
505 radicals (Fang et al., 2020). Thus, the role of different humic-like substances component in Fenton-like  
506 reactions and its impact on aerosol reactivity have not been fully addressed, which warrants follow up  
507 studies.



## 508 **References**

- 509 Aeschbacher, M., Graf, C., Schwarzenbach, R. P., and Sander, M.: Antioxidant properties of humic  
510 substances, *Environ. Sci. Technol.*, 46, 4916-4925, 2012.
- 511 An, Z., Huang, R.-J., Zhang, R., Tie, X., Li, G., Cao, J., Zhou, W., Shi, Z., Han, Y., and Gu, Z.: Severe  
512 haze in Northern China: A synergy of anthropogenic emissions and atmospheric processes, *Proc. Natl. Acad.*  
513 *Sci. U.S.A.*, 116, 8657-8666, 2019.
- 514 Anglada, J. M., Martins-Costa, M., Francisco, J. S., and Ruiz-Lopez, M. F.: Interconnection of reactive  
515 oxygen species chemistry across the interfaces of atmospheric, environmental, and biological processes,  
516 *Acc. Chem. Res.*, 48, 575-583, 2015.
- 517 Arangio, A. M., Tong, H., Socorro, J., Pöschl, U., and Shiraiwa, M.: Quantification of environmentally  
518 persistent free radicals and reactive oxygen species in atmospheric aerosol particles, *Atmos. Chem. Phys.*,  
519 16, 13105-13119, 2016.
- 520 Arellanes, C., Paulson, S. E., Fine, P. M., and Sioutas, C.: Exceeding of Henry's law by hydrogen peroxide  
521 associated with urban aerosols, *Environ. Sci. Technol.*, 40, 4859-4866, 2006.
- 522 Badali, K., Zhou, S., Aljawhary, D., Antiñolo, M., Chen, W., Lok, A., Mungall, E., Wong, J., Zhao, R., and  
523 Abbatt, J.: Formation of hydroxyl radicals from photolysis of secondary organic aerosol material, *Atmos.*  
524 *Chem. Phys.*, 15, 7831-7840, 2015.
- 525 Bates, J. T., Weber, R. J., Abrams, J., Verma, V., Fang, T., Klein, M., Strickland, M. J., Sarnat, S. E., Chang,  
526 H. H., and Mulholland, J. A.: Reactive oxygen species generation linked to sources of atmospheric  
527 particulate matter and cardiorespiratory effects, *Environ. Sci. Technol.*, 49, 13605-13612, 2015.
- 528 Bates, J. T., Fang, T., Verma, V., Zeng, L., Weber, R. J., Tolbert, P. E., Abrams, J. Y., Sarnat, S. E., Klein,  
529 M., Mulholland, J. A., and Russell, A. G.: Review of acellular assays of ambient particulate matter oxidative  
530 potential: Methods and relationships with composition, sources, and health effects, *Environ. Sci. Technol.*,  
531 53, 4003-4019, 2019.
- 532 Baumgartner, J., Zhang, Y., Schauer, J. J., Huang, W., Wang, Y., and Ezzati, M.: Highway proximity and  
533 black carbon from cookstoves as a risk factor for higher blood pressure in rural China, *Proc. Natl. Acad.*  
534 *Sci. U.S.A.*, 111, 13229-13234, 2014.
- 535 Catrouillet, C., Davranche, M., Dia, A., Bouhnik-Le Coz, M., Marsac, R., Pourret, O., and Gruau, G.:  
536 Geochemical modeling of Fe (II) binding to humic and fulvic acids, *Chem. Geol.*, 372, 109-118, 2014.
- 537 Charrier, J., and Anastasio, C.: On dithiothreitol (DTT) as a measure of oxidative potential for ambient  
538 particles: evidence for the importance of soluble transition metals, *Atmos. Chem. Phys.*, 12, 9321-9333,  
539 2012.



- 540 Charrier, J. G., McFall, A. S., Richards-Henderson, N. K., and Anastasio, C.: Hydrogen peroxide formation  
541 in a surrogate lung fluid by transition metals and quinones present in particulate matter, *Environ. Sci.*  
542 *Technol.*, 48, 7010-7017, 2014.
- 543 Charrier, J. G., and Anastasio, C.: Rates of hydroxyl radical production from transition metals and quinones  
544 in a surrogate lung fluid, *Environ. Sci. Technol.*, 49, 9317-9325, 2015.
- 545 Chen, X., Hopke, P. K., and Carter, W. P.: Secondary organic aerosol from ozonolysis of biogenic volatile  
546 organic compounds: chamber studies of particle and reactive oxygen species formation, *Environ. Sci.*  
547 *Technol.*, 45, 276-282, 2010.
- 548 Cheng, C., Li, M., Chan, C. K., Tong, H., Chen, C., Chen, D., Wu, D., Li, L., Wu, C., and Cheng, P.: Mixing  
549 state of oxalic acid containing particles in the rural area of Pearl River Delta, China: implications for the  
550 formation mechanism of oxalic acid, *Atmos. Chem. Phys.*, 17, 9519-9533, 2017.
- 551 Cheng, Y., Zheng, G., Wei, C., Mu, Q., Zheng, B., Wang, Z., Gao, M., Zhang, Q., He, K., and Carmichael,  
552 G.: Reactive nitrogen chemistry in aerosol water as a source of sulfate during haze events in China, *Sci.*  
553 *Adv.*, 2, e1601530, 2016.
- 554 Chevallier, E., Jolibois, R. D., Meunier, N., Carlier, P., and Monod, A.: “Fenton-like” reactions of  
555 methylhydroperoxide and ethylhydroperoxide with  $\text{Fe}^{2+}$  in liquid aerosols under tropospheric conditions,  
556 *Atmos. Environ.*, 38, 921-933, 2004.
- 557 Chowdhury, P. H., He, Q., Carmieli, R., Li, C., Rudich, Y., and Pardo, M.: Connecting the Oxidative  
558 Potential of Secondary Organic Aerosols with Reactive Oxygen Species in Exposed Lung Cells, *Environ.*  
559 *Sci. Technol.*, 53, 13949-13958, 2019.
- 560 Chung, M. Y., Lazaro, R. A., Lim, D., Jackson, J., Lyon, J., Rendulic, D., and Hasson, A. S.: Aerosol-borne  
561 quinones and reactive oxygen species generation by particulate matter extracts, *Environ. Sci. Technol.*, 40,  
562 4880-4886, 2006.
- 563 Crobeddu, B., Baudrimont, I., Deweirdt, J., Sciare, J., Badel, A., Camproux, A.-C., Bui, L. C., and Baeza-  
564 Squiban, A.: Lung Antioxidant Depletion: A Predictive Indicator of Cellular Stress Induced by Ambient  
565 Fine Particles, *Environ. Sci. Technol.*, 54, 2360-2369, 2020.
- 566 Cui, Y., Xie, X., Jia, F., He, J., Li, Z., Fu, M., Hao, H., Liu, Y., Liu, J. Z., and Cowan, P. J.: Ambient fine  
567 particulate matter induces apoptosis of endothelial progenitor cells through reactive oxygen species  
568 formation, *Cell Physiol. Biochem.*, 35, 353-363, 2015.
- 569 De Araujo, M., De M. Carneiro, J., and Taranto, A.: Solvent effects on the relative stability of radicals  
570 derived from artemisinin: DFT study using the PCM/COSMO approach, *Int. J. Quantum. Chem.*, 106,  
571 2804-2810, 2006.



- 572 Deguillaume, L., Leriche, M., Desboeufs, K., Mailhot, G., George, C., and Chaumerliac, N.: Transition  
573 metals in atmospheric liquid phases: Sources, reactivity, and sensitive parameters, *Chem. Rev.*, 105, 3388-  
574 3431, 2005.
- 575 Donaldson, D., and Valsaraj, K. T.: Adsorption and reaction of trace gas-phase organic compounds on  
576 atmospheric water film surfaces: A critical review, *Environ. Sci. Technol.*, 44, 865-873, 2010.
- 577 Ehn, M., Thornton, J. A., Kleist, E., Sipilä, M., Junninen, H., Pullinen, I., Springer, M., Rubach, F.,  
578 Tillmann, R., and Lee, B.: A large source of low-volatility secondary organic aerosol, *Nature*, 506, 476-  
579 479, 2014.
- 580 Elser, M., Huang, R.-J., Wolf, R., Slowik, J. G., Wang, Q., Canonaco, F., Li, G., Bozzetti, C., Daellenbach,  
581 K. R., and Huang, Y.: New insights into PM<sub>2.5</sub> chemical composition and sources in two major cities in  
582 China during extreme haze events using aerosol mass spectrometry, *Atmos. Chem. Phys.*, 16, 3207-3225,  
583 2016.
- 584 Enami, S., Sakamoto, Y., and Colussi, A. J.: Fenton chemistry at aqueous interfaces, *Proc. Natl. Acad. Sci.*  
585 U.S.A., 111, 623-628, 2014.
- 586 Ervens, B., Turpin, B., and Weber, R.: Secondary organic aerosol formation in cloud droplets and aqueous  
587 particles (aqSOA): a review of laboratory, field and model studies, *Atmos. Chem. Phys.*, 11, 11069-11102,  
588 2011.
- 589 Fan, X., Wei, S., Zhu, M., Song, J., and Peng, P. a.: Comprehensive characterization of humic-like  
590 substances in smoke PM<sub>2.5</sub> emitted from the combustion of biomass materials and fossil fuels, *Atmos. Chem.*  
591 *Phys.*, 16, 13321-13340, 2016.
- 592 Fang, T., Guo, H., Verma, V., Peltier, R., and Weber, R.: PM<sub>2.5</sub> water-soluble elements in the southeastern  
593 United States: automated analytical method development, spatiotemporal distributions, source  
594 apportionment, and implications for health studies, *Atmos. Chem. Phys.*, 15, 11667-11682, 2015.
- 595 Fang, T., Verma, V., Bates, J. T., Abrams, J., Klein, M., Strickland, M. J., Sarnat, S. E., Chang, H. H.,  
596 Mulholland, J. A., and Tolbert, P. E.: Oxidative potential of ambient water-soluble PM<sub>2.5</sub> in the southeastern  
597 United States: contrasts in sources and health associations between ascorbic acid (AA) and dithiothreitol  
598 (DTT) assays, *Atmos. Chem. Phys.*, 16, 3865-3879, 2016.
- 599 Fang, T., Lakey, P. S. J., Weber, R. J., and Shiraiwa, M.: Oxidative Potential of Particulate Matter and  
600 Generation of Reactive Oxygen Species in Epithelial Lining Fluid, *Environ. Sci. Technol.*, 53, 12784-12792,  
601 2019.
- 602 Fang, T., Lakey, P. S. J., Rivera-Rios, J. C., Keutsch, F. N., and Shiraiwa, M.: Aqueous-Phase  
603 Decomposition of Isoprene Hydroxy Hydroperoxide and Hydroxyl Radical Formation by Fenton-Like  
604 Reactions with Iron Ions, *J. Phys. Chem. A*, 124, 5230-5236, 2020.





- 605 Gehling, W., Khachatryan, L., and Dellinger, B.: Hydroxyl radical generation from environmentally  
606 persistent free radicals (EPFRs) in PM<sub>2.5</sub>, *Environ. Sci. Technol.*, 48, 4266-4272, 2014.
- 607 Gilardoni, S., Massoli, P., Paglione, M., Giulianelli, L., Carbone, C., Rinaldi, M., Decesari, S., Sandrini, S.,  
608 Costabile, F., and Gobbi, G. P.: Direct observation of aqueous secondary organic aerosol from biomass-  
609 burning emissions, *Proc. Natl. Acad. Sci. U.S.A.*, 113, 10013-10018, 2016.
- 610 Gligorovski, S., Strekowski, R., Barbati, S., and Vione, D.: Environmental implications of hydroxyl radicals  
611 (<sup>•</sup>OH), *Chem. Rev.*, 115, 13051-13092, 2015.
- 612 Goldstein, A. H., Koven, C. D., Heald, C. L., and Fung, I. Y.: Biogenic carbon and anthropogenic pollutants  
613 combine to form a cooling haze over the southeastern United States, *Proc. Natl. Acad. Sci. U.S.A.*, 106,  
614 8835-8840, 2009.
- 615 Gonzalez, D. H., Cala, C. K., Peng, Q., and Paulson, S. E.: HULIS enhancement of hydroxyl radical  
616 formation from Fe(II): Kinetics of fulvic acid-Fe(II) complexes in the presence of lung antioxidants,  
617 *Environ. Sci. Technol.*, 51, 7676-7685, 2017.
- 618 Graber, E., and Rudich, Y.: Atmospheric HULIS: How humic-like are they? A comprehensive and critical  
619 review, *Atmos. Chem. Phys.*, 6, 729-753, 2006.
- 620 Hakola, H., Hellén, H., Hemmilä, M., Rinne, J., and Kulmala, M.: In situ measurements of volatile organic  
621 compounds in a boreal forest, *Atmos. Chem. Phys.*, 12, 11665-11678, 2012.
- 622 Halliwell, B., and Whiteman, M.: Measuring reactive species and oxidative damage in vivo and in cell  
623 culture: how should you do it and what do the results mean?, *Br. J. Pharmacol.*, 142, 231-255, 2004.
- 624 Hari, P., and Kulmala, M.: Station for Measuring Ecosystems Atmosphere Relations (SMEAR II), *Boreal*  
625 *Env. Res.*, 10, 315-322, 2005.
- 626 Hoyle, C. R., Boy, M., Donahue, N. M., Fry, J. L., Glasius, M., Guenther, A., Hallar, A. G., Huff Hartz, K.,  
627 Petters, M. D., and Petäjä, T.: A review of the anthropogenic influence on biogenic secondary organic  
628 aerosol, *Atmos. Chem. Phys.*, 11, 321-343, 2011.
- 629 Huang, G., Liu, Y., Shao, M., Li, Y., Chen, Q., Zheng, Y., Wu, Z., Liu, Y., Wu, Y., Hu, M., Li, X., Lu, S.,  
630 Wang, C., Liu, J., Zheng, M., and Zhu, T.: Potentially Important Contribution of Gas-Phase Oxidation of  
631 Naphthalene and Methyl-naphthalene to Secondary Organic Aerosol during Haze Events in Beijing, *Environ.*  
632 *Sci. Technol.*, 53, 1235-1244, 2019.
- 633 Huang, R.-J., Zhang, Y., Bozzetti, C., Ho, K.-F., Cao, J.-J., Han, Y., Daellenbach, K. R., Slowik, J. G., Platt,  
634 S. M., and Canonaco, F.: High secondary aerosol contribution to particulate pollution during haze events  
635 in China, *Nature*, 514, 218-222, 2014.
- 636 Jacob, D. J.: Heterogeneous chemistry and tropospheric ozone, *Atmos. Environ.*, 34, 2131-2159, 2000.
- 637 Jimenez, J. L., Canagaratna, M., Donahue, N., Prevot, A., Zhang, Q., Kroll, J. H., DeCarlo, P. F., Allan, J.  
638 D., Coe, H., and Ng, N.: Evolution of organic aerosols in the atmosphere, *Science*, 326, 1525-1529, 2009.



- 639 Jin, L., Xie, J., Wong, C. K., Chan, S. K., Abbaszade, G. I., Schnelle-Kreis, J. r., Zimmermann, R., Li, J.,  
640 Zhang, G., and Fu, P.: Contributions of city-specific fine particulate matter (PM<sub>2.5</sub>) to differential in vitro  
641 oxidative stress and toxicity implications between Beijing and Guangzhou of China, *Environ. Sci. Technol.*,  
642 53, 2881-2891, 2019.
- 643 Kalyanaraman, B., Darley-Usmar, V., Davies, K. J., Dennery, P. A., Forman, H. J., Grisham, M. B., Mann,  
644 G. E., Moore, K., Roberts II, L. J., and Ischiropoulos, H.: Measuring reactive oxygen and nitrogen species  
645 with fluorescent probes: challenges and limitations, *Free Radic. Biol. Med.*, 52, 1-6, 2012.
- 646 Kang, E., Root, M., Toohey, D., and Brune, W. H.: Introducing the concept of potential aerosol mass (PAM),  
647 *Atmos. Chem. Phys.*, 7, 5727-5744, 2007.
- 648 Kehrer, J. P.: The Haber–Weiss reaction and mechanisms of toxicity, *Toxicology*, 149, 43-50, 2000.
- 649 Khachatryan, L., Vejerano, E., Lomnicki, S., and Dellinger, B.: Environmentally persistent free radicals  
650 (EPFRs). 1. Generation of reactive oxygen species in aqueous solutions, *Environ. Sci. Technol.*, 45, 8559-  
651 8566, 2011.
- 652 Koch, B., and Dittmar, T.: From mass to structure: An aromaticity index for high - resolution mass data of  
653 natural organic matter, *Rapid Commun. Mass Spectrom.*, 20, 926-932, 2006.
- 654 Kostić, I., Anđelković, T., Nikolić, R., Bojić, A., Purenović, M., Blagojević, S., and Anđelković, D.:  
655 Copper(II) and lead(II) complexation by humic acid and humic-like ligands, *J. Serb. Chem. Soc.*, 76, 1325-  
656 1336, 2011.
- 657 Kourtchev, I., Giorio, C., Manninen, A., Wilson, E., Mahon, B., Aalto, J., Kajos, M., Venables, D.,  
658 Ruuskanen, T., and Levula, J.: Enhanced volatile organic compounds emissions and organic aerosol mass  
659 increase the oligomer content of atmospheric aerosols, *Sci. Rep.*, 6, 35038, 2016.
- 660 Krapf, M., El Haddad, I., Bruns, E. A., Molteni, U., Daellenbach, K. R., Prévôt, A. S., Baltensperger, U.,  
661 and Dommen, J.: Labile peroxides in secondary organic aerosol, *Chem*, 1, 603-616, 2016.
- 662 Kuang, X. M., Scott, J. A., da Rocha, G. O., Betha, R., Price, D. J., Russell, L. M., Cocker, D. R., and  
663 Paulson, S. E.: Hydroxyl radical formation and soluble trace metal content in particulate matter from  
664 renewable diesel and ultra low sulfur diesel in at-sea operations of a research vessel, *Aerosol Sci. Technol.*,  
665 51, 147-158, 2017.
- 666 Laakso, L., Hussein, T., Aarnio, P., Komppula, M., Hiltunen, V., Viisanen, Y., and Kulmala, M.: Diurnal  
667 and annual characteristics of particle mass and number concentrations in urban, rural and Arctic  
668 environments in Finland, *Atmos. Environ.*, 37, 2629-2641, 2003.
- 669 Laglera, L. M., and van den Berg, C. M.: Evidence for geochemical control of iron by humic substances in  
670 seawater, *Limnol. Oceanogr.*, 54, 610-619, 2009.



- 671 Lakey, P. S., Berkemeier, T., Tong, H., Arangio, A. M., Lucas, K., Pöschl, U., and Shiraiwa, M.: Chemical  
672 exposure-response relationship between air pollutants and reactive oxygen species in the human respiratory  
673 tract, *Sci. Rep.*, 6, 32916, 2016.
- 674 Landreman, A. P., Shafer, M. M., Hemming, J. C., Hannigan, M. P., and Schauer, J. J.: A macrophage-  
675 based method for the assessment of the reactive oxygen species (ROS) activity of atmospheric particulate  
676 matter (PM) and application to routine (daily-24 h) aerosol monitoring studies, *Aerosol Sci. Technol.*, 42,  
677 946-957, 2008.
- 678 Lelieveld, J., and Pöschl, U.: Chemists can help to solve the air-pollution health crisis, *Nature*, 551, 291-  
679 293, 2017.
- 680 Li, N., Xia, T., and Nel, A. E.: The role of oxidative stress in ambient particulate matter-induced lung  
681 diseases and its implications in the toxicity of engineered nanoparticles, *Free Radic. Biol. Med.*, 44, 1689-  
682 1699, 2008.
- 683 Li, X., Kuang, X. M., Yan, C., Ma, S., Paulson, S. E., Zhu, T., Zhang, Y., and Zheng, M.: Oxidative  
684 potential by PM<sub>2.5</sub> in the North China Plain: generation of hydroxyl radical, *Environ. Sci. Technol.*, 53,  
685 512-520, 2018.
- 686 Lin, M., and Yu, J. Z.: Assessment of interactions between transition metals and atmospheric organics:  
687 Ascorbic Acid Depletion and Hydroxyl Radical Formation in Organic-metal Mixtures, *Environ. Sci.*  
688 *Technol.*, 54, 1431–1442, 2020.
- 689 Lin, P., and Yu, J. Z.: Generation of reactive oxygen species mediated by humic-like substances in  
690 atmospheric aerosols, *Environ. Sci. Technol.*, 45, 10362-10368, 2011.
- 691 Lin, Y., Ma, Y., Qiu, X., Li, R., Fang, Y., Wang, J., Zhu, Y., and Hu, D.: Sources, transformation, and  
692 health implications of PAHs and their nitrated, hydroxylated, and oxygenated derivatives in PM<sub>2.5</sub> in Beijing,  
693 *J. Geophys. Res. Atmos.*, 120, 7219-7228, 2015.
- 694 Liu, F., Saavedra, M. G., Champion, J. A., Griendling, K. K., and Ng, N. L.: Prominent Contribution of  
695 Hydrogen Peroxide to Intracellular Reactive Oxygen Species Generated upon Exposure to Naphthalene  
696 Secondary Organic Aerosols, *Environ. Sci. Technol. Lett.*, 7, 171-177, 2020.
- 697 Liu, Q., Baumgartner, J., Zhang, Y., Liu, Y., Sun, Y., and Zhang, M.: Oxidative potential and inflammatory  
698 impacts of source apportioned ambient air pollution in Beijing, *Environ. Sci. Technol.*, 48, 12920-12929,  
699 2014.
- 700 Ma, Y., Cheng, Y., Qiu, X., Cao, G., Fang, Y., Wang, J., Zhu, T., Yu, J., and Hu, D.: Sources and oxidative  
701 potential of water-soluble humic-like substances (HULIS WS) in fine particulate matter (PM<sub>2.5</sub>) in Beijing,  
702 *Atmos. Chem. Phys.*, 18, 5607-5617, 2018.



- 703 Maenhaut, W., Nava, S., Lucarelli, F., Wang, W., Chi, X., and Kulmala, M.: Chemical composition, impact  
704 from biomass burning, and mass closure for PM<sub>2.5</sub> and PM<sub>10</sub> aerosols at Hyytiälä, Finland, in summer 2007,  
705 X-Ray Spectrom., 40, 168-171, 2011.
- 706 Molina, C., Toro, R., Manzano, C., Canepari, S., Massimi, L., and Leiva-Guzmán, M. A.: Airborne aerosols  
707 and human health: Leapfrogging from mass concentration to oxidative potential, Atmosphere, 11, 917,  
708 2020.
- 709 Møller, P., Jacobsen, N. R., Folkmann, J. K., Danielsen, P. H., Mikkelsen, L., Hemmingsen, J. G., Vesterdal,  
710 L. K., Forchhammer, L., Wallin, H., and Loft, S.: Role of oxidative damage in toxicity of particulates, Free  
711 Radic. Res., 44, 1-46, 2010.
- 712 Nel, A.: Air pollution-related illness: effects of particles, Science, 308, 804-806, 2005.
- 713 Ohyama, M., Otake, T., Adachi, S., Kobayashi, T., and Morinaga, K.: A comparison of the production of  
714 reactive oxygen species by suspended particulate matter and diesel exhaust particles with macrophages,  
715 Inhal. Toxicol., 19, 157-160, 2007.
- 716 Page, S. E., Sander, M., Arnold, W. A., and McNeill, K.: Hydroxyl radical formation upon oxidation of  
717 reduced humic acids by oxygen in the dark, Environ. Sci. Technol., 46, 1590-1597, 2012.
- 718 Park, J., Park, E. H., Schauer, J. J., Yi, S.-M., and Heo, J.: Reactive oxygen species (ROS) activity of  
719 ambient fine particles (PM<sub>2.5</sub>) measured in Seoul, Korea, Environ. Int., 117, 276-283, 2018.
- 720 Pöschl, U., and Shiraiwa, M.: Multiphase chemistry at the atmosphere–biosphere interface influencing  
721 climate and public health in the anthropocene, Chem. Rev., 115, 4440-4475, 2015.
- 722 Pye, H. O., D'Ambro, E. L., Lee, B. H., Schobesberger, S., Takeuchi, M., Zhao, Y., Lopez-Hilfiker, F., Liu,  
723 J., Shilling, J. E., and Xing, J.: Anthropogenic enhancements to production of highly oxygenated molecules  
724 from autoxidation, Proc. Natl. Acad. Sci. U.S.A., 116, 6641-6646, 2019.
- 725 Qiu, J., Liang, Z., Tonokura, K., Colussi, A. J., and Enami, S.: Stability of Monoterpene-Derived  $\alpha$ -  
726 Hydroxyalkyl-Hydroperoxides in Aqueous Organic Media: Relevance to the Fate of Hydroperoxides in  
727 Aerosol Particle Phases, Environ. Sci. Technol., 54, 3890-3899, 2020.
- 728 Qu, J., Li, Y., Zhong, W., Gao, P., and Hu, C.: Recent developments in the role of reactive oxygen species  
729 in allergic asthma, J. Thorac. Dis., 9, E32, 2017.
- 730 Rao, X., Zhong, J., Brook, R. D., and Rajagopalan, S.: Effect of particulate matter air pollution on  
731 cardiovascular oxidative stress pathways, Antioxid. Redox. Signal., 28, 797-818, 2018.
- 732 Reinmuth-Selzle, K., Kampf, C. J., Lucas, K., Lang-Yona, N., Fröhlich-Nowoisky, J., Shiraiwa, M., Lakey,  
733 P. S., Lai, S., Liu, F., and Kunert, A. T.: Air pollution and climate change effects on allergies in the  
734 anthropocene: abundance, interaction, and modification of allergens and adjuvants, Environ. Sci. Technol.,  
735 51, 4119-4141, 2017.



- 736 Scheinhardt, S., Müller, K., Spindler, G., and Herrmann, H.: Complexation of trace metals in size-  
737 segregated aerosol particles at nine sites in Germany, *Atmos. Environ.*, 74, 102-109, 2013.
- 738 Shi, Y., Dai, Y., Liu, Z., Nie, X., Zhao, S., Zhang, C., and Jia, H.: Light-induced variation in  
739 environmentally persistent free radicals and the generation of reactive radical species in humic substances,  
740 *Front. Environ. Sci. Eng.*, 14, 1-10, 2020.
- 741 Shiraiwa, M., Ueda, K., Pozzer, A., Lammel, G., Kampf, C. J., Fushimi, A., Enami, S., Arangio, A. M.,  
742 Fröhlich-Nowoisky, J., Fujitani, Y., Furuyama, A., Lakey, P. S. J., Lelieveld, J., Lucas, K., Morino, Y.,  
743 Pöschl, U., Takahama, S., Takami, A., Tong, H., Weber, B., Yoshino, A., and Sato, K.: Aerosol health  
744 effects from molecular to global scales, *Environ. Sci. Technol.*, 51, 13545-13567, 2017.
- 745 Shrivastava, M., Andreae, M. O., Artaxo, P., Barbosa, H. M., Berg, L. K., Brito, J., Ching, J., Easter, R. C.,  
746 Fan, J., and Fast, J. D.: Urban pollution greatly enhances formation of natural aerosols over the Amazon  
747 rainforest, *Nat. Commun.*, 10, 1046, 2019.
- 748 Sies, H., Berndt, C., and Jones, D. P.: Oxidative stress, *Annu. Rev. Biochem.*, 86, 715-748, 2017.
- 749 Singh, D. K., and Gupta, T.: Role of transition metals with water soluble organic carbon in the formation  
750 of secondary organic aerosol and metallo - organics in PM<sub>1</sub> sampled during post monsoon and pre-winter  
751 time, *J. Aerosol Sci.*, 94, 56-69, 2016.
- 752 Tang, W.-W., Zeng, G.-M., Gong, J.-L., Liang, J., Xu, P., Zhang, C., and Huang, B.-B.: Impact of  
753 humic/fulvic acid on the removal of heavy metals from aqueous solutions using nanomaterials: a review,  
754 *Sci. Total Environ.*, 468, 1014-1027, 2014.
- 755 Tong, H., Arangio, A. M., Lakey, P. S., Berkemeier, T., Liu, F., Kampf, C. J., Brune, W. H., Pöschl, U.,  
756 and Shiraiwa, M.: Hydroxyl radicals from secondary organic aerosol decomposition in water, *Atmos. Chem.*  
757 *Phys.*, 16, 1761-1771, 2016a.
- 758 Tong, H., Kourtchev, I., Pant, P., Keyte, I. J., O'Connor, I. P., Wenger, J. C., Pope, F. D., Harrison, R. M.,  
759 and Kalberer, M.: Molecular composition of organic aerosols at urban background and road tunnel sites  
760 using ultra-high resolution mass spectrometry, *Faraday Discuss.*, 189, 51-68, 2016b.
- 761 Tong, H., Lakey, P. S., Arangio, A. M., Socorro, J., Kampf, C. J., Berkemeier, T., Brune, W. H., Pöschl,  
762 U., and Shiraiwa, M.: Reactive oxygen species formed in aqueous mixtures of secondary organic aerosols  
763 and mineral dust influencing cloud chemistry and public health in the Anthropocene, *Faraday Discuss.*, 200,  
764 251-270, 2017.
- 765 Tong, H., Lakey, P. S., Arangio, A. M., Socorro, J., Shen, F., Lucas, K., Brune, W. H., Pöschl, U., and  
766 Shiraiwa, M.: Reactive oxygen species formed by secondary organic aerosols in water and surrogate lung  
767 fluid, *Environ. Sci. Technol.*, 52, 11642-11651, 2018.
- 768 Tong, H., Zhang, Y., Filippi, A., Wang, T., Li, C., Liu, F., Leppla, D., Kourtchev, I., Wang, K., Keskinen,  
769 H.-M., Levula, J. T., Arangio, A. M., Shen, F., Ditas, F., Martin, S. T., Artaxo, P., Godoi, R. H. M.,



- 770 Yamamoto, C. I., Souza, R. A. F. d., Huang, R.-J., Berkemeier, T., Wang, Y., Su, H., Cheng, Y., Pope, F.  
771 D., Fu, P., Yao, M., Pöhlker, C., Petäjä, T., Kulmala, M., Andreae, M. O., Shiraiwa, M., Pöschl, U.,  
772 Hoffmann, T., and Kalberer, M.: Radical Formation by Fine Particulate Matter Associated with Highly  
773 Oxygenated Molecules, *Environ. Sci. Technol.*, 53, 12506-12518, 2019.
- 774 Tröstl, J., Chuang, W. K., Gordon, H., Heinritzi, M., Yan, C., Molteni, U., Ahlm, L., Frege, C., Bianchi, F.,  
775 and Wagner, R.: The role of low-volatility organic compounds in initial particle growth in the atmosphere,  
776 *Nature*, 533, 527-531, 2016.
- 777 Tseitlin, M., Eaton, S. S., and Eaton, G. R.: Uncertainty analysis for absorption and first - derivative  
778 electron paramagnetic resonance spectra, *Concepts Magn. Reson., Part A*, 40, 295-305, 2012.
- 779 Valavanidis, A., Fiotakis, K., Bakeas, E., and Vlahogianni, T.: Electron paramagnetic resonance study of  
780 the generation of reactive oxygen species catalysed by transition metals and quinoid redox cycling by  
781 inhalable ambient particulate matter, *Redox. Rep.*, 10, 37-51, 2005.
- 782 Verma, V., Fang, T., Guo, H., King, L., Bates, J., Peltier, R., Edgerton, E., Russell, A., and Weber, R.:  
783 Reactive oxygen species associated with water-soluble PM<sub>2.5</sub> in the southeastern United States:  
784 spatiotemporal trends and source apportionment, *Atmos. Chem. Phys.*, 14, 12915-12930, 2014.
- 785 Verma, V., Fang, T., Xu, L., Peltier, R. E., Russell, A. G., Ng, N. L., and Weber, R. J.: Organic aerosols  
786 associated with the generation of reactive oxygen species (ROS) by water-soluble PM<sub>2.5</sub>, *Environ. Sci.*  
787 *Technol.*, 49, 4646-4656, 2015.
- 788 Wang, C., Wang, Z., Peng, A., Hou, J., and Xin, W.: Interaction between fulvic acids of different origins  
789 and active oxygen radicals, *Sci. China C Life Sci.*, 39, 267-275, 1996.
- 790 Wang, K., Zhang, Y., Huang, R.-J., Cao, J., and Hoffmann, T.: UHPLC-Orbitrap mass spectrometric  
791 characterization of organic aerosol from a central European city (Mainz, Germany) and a Chinese megacity  
792 (Beijing), *Atmos. Environ.*, 189, 22-29, 2018a.
- 793 Wang, K., Zhang, Y., Huang, R.-J., Wang, M., Ni, H., Kampf, C. J., Cheng, Y., Bilde, M., Glasius, M., and  
794 Hoffmann, T.: Molecular characterization and source identification of atmospheric particulate  
795 organosulfates using ultrahigh resolution mass spectrometry, *Environ. Sci. Technol.*, 53, 6192-6202, 2019.
- 796 Wang, N., Miller, C. J., Wang, P., and Waite, T. D.: Quantitative determination of trace hydrogen peroxide  
797 in the presence of sulfide using the Amplex Red/horseradish peroxidase assay, *Anal. Chim. Acta*, 963, 61-  
798 67, 2017.
- 799 Wang, S., Ye, J., Soong, R., Wu, B., Yu, L., Simpson, A. J., and Chan, A. W.: Relationship between  
800 chemical composition and oxidative potential of secondary organic aerosol from polycyclic aromatic  
801 hydrocarbons, *Atmos. Chem. Phys.*, 18, 3987-4003, 2018b.



- 802 Wang, Y., Arellanes, C., Curtis, D. B., and Paulson, S. E.: Probing the source of hydrogen peroxide  
803 associated with coarse mode aerosol particles in Southern California, *Environ. Sci. Technol.*, 44, 4070-  
804 4075, 2010.
- 805 Wang, Y., Hopke, P. K., Sun, L., Chalupa, D. C., and Utell, M. J.: Laboratory and field testing of an  
806 automated atmospheric particle-bound reactive oxygen species sampling-analysis system, *J. Toxicol.*, 2011,  
807 419476, 2011a.
- 808 Wang, Y., Kim, H., and Paulson, S. E.: Hydrogen peroxide generation from  $\alpha$ - and  $\beta$ -pinene and toluene  
809 secondary organic aerosols, *Atmos. Environ.*, 45, 3149-3156, 2011b.
- 810 Wang, Y., Arellanes, C., and Paulson, S. E.: Hydrogen peroxide associated with ambient fine-mode, diesel,  
811 and biodiesel aerosol particles in Southern California, *Aerosol Sci. Technol.*, 46, 394-402, 2012.
- 812 Wang, Y., Hu, M., Guo, S., Wang, Y., Zheng, J., Yang, Y., Zhu, W., Tang, R., Li, X., and Liu, Y.: The  
813 secondary formation of organosulfates under interactions between biogenic emissions and anthropogenic  
814 pollutants in summer in Beijing, *Atmos. Chem. Phys.*, 18, 10693-10713, 2018c.
- 815 Wei, J., Yu, H., Wang, Y., and Verma, V.: Complexation of Iron and Copper in Ambient Particulate Matter  
816 and Its Effect on the Oxidative Potential Measured in a Surrogate Lung Fluid, *Environ. Sci. Technol.*, 53,  
817 1661-1671, 2019.
- 818 Win, M. S., Tian, Z., Zhao, H., Xiao, K., Peng, J., Shang, Y., Wu, M., Xiu, G., Lu, S., and Yonemochi, S.:  
819 Atmospheric HULIS and its ability to mediate the reactive oxygen species (ROS): A review, *J. Environ.*  
820 *Sci.*, 71, 13-31, 2018.
- 821 Xia, T., Korge, P., Weiss, J. N., Li, N., Venkatesen, M. I., Sioutas, C., and Nel, A.: Quinones and aromatic  
822 chemical compounds in particulate matter induce mitochondrial dysfunction: implications for ultrafine  
823 particle toxicity, *Environ. Health Perspect.*, 112, 1347-1358, 2004.
- 824 Xiong, Q., Yu, H., Wang, R., Wei, J., and Verma, V.: Rethinking dithiothreitol-based particulate matter  
825 oxidative potential: measuring dithiothreitol consumption versus reactive oxygen species generation,  
826 *Environ. Sci. Technol.*, 51, 6507-6514, 2017.
- 827 Xu, L., Guo, H., Boyd, C. M., Klein, M., Bougiatioti, A., Cerully, K. M., Hite, J. R., Isaacman-VanWertz,  
828 G., Kreisberg, N. M., and Knote, C.: Effects of anthropogenic emissions on aerosol formation from isoprene  
829 and monoterpenes in the southeastern United States, *Proc. Natl. Acad. Sci. U.S.A.*, 112, 37-42, 2015.
- 830 Yan, D., Cui, H., Zhu, W., Talbot, A., Zhang, L. G., Sherman, J. H., and Keidar, M.: The strong cell-based  
831 hydrogen peroxide generation triggered by cold atmospheric plasma, *Sci. Rep.*, 7, 1-9, 2017.
- 832 Yang, R., Su, H., Qu, S., and Wang, X.: Capacity of humic substances to complex with iron at different  
833 salinities in the Yangtze River estuary and East China Sea, *Sci. Rep.*, 7, 1381, 2017.



- 834 Yassine, M. M., Harir, M., Dabek - Zlotorzynska, E., and Schmitt - Kopplin, P.: Structural characterization  
835 of organic aerosol using Fourier transform ion cyclotron resonance mass spectrometry: aromaticity  
836 equivalent approach, *Rapid Commun. Mass Spectrom.*, 28, 2445-2454, 2014.
- 837 Yu, H., Wei, J., Cheng, Y., Subedi, K., and Verma, V.: Synergistic and antagonistic interactions among the  
838 particulate matter components in generating reactive oxygen species based on the dithiothreitol assay,  
839 *Environ. Sci. Technol.*, 52, 2261-2270, 2018.
- 840 Zhang, Y., and Tao, S.: Global atmospheric emission inventory of polycyclic aromatic hydrocarbons (PAHs)  
841 for 2004, *Atmos. Environ.*, 43, 812-819, 2009.
- 842 Zhao, H., Joseph, J., Zhang, H., Karoui, H., and Kalyanaraman, B.: Synthesis and biochemical applications  
843 of a solid cyclic nitron spin trap: a relatively superior trap for detecting superoxide anions and glutathyl  
844 radicals, *Free Radic. Biol. Med.*, 31, 599-606, 2001.
- 845 Zhou, J., Zotter, P., Bruns, E. A., Stefenelli, G., Bhattu, D., Brown, S., Bertrand, A., Marchand, N.,  
846 Lamkaddam, H., and Slowik, J. G.: Particle-bound reactive oxygen species (PB-ROS) emissions and  
847 formation pathways in residential wood smoke under different combustion and aging conditions, *Atmos.*  
848 *Chem. Phys.*, 18, 6985-7000, 2018.
- 849 Zuo, Y., and Hoigne, J.: Formation of hydrogen peroxide and depletion of oxalic acid in atmospheric water  
850 by photolysis of iron(III)-oxalato complexes, *Environ. Sci. Technol.*, 26, 1014-1022, 1992.

851





852 ***Data availability***

853 The dataset for this paper is available upon request from the corresponding author (h.tong@mpic.de).

854 ***Supporting Information***

855 Supporting material consists of seven figures and five tables.

856 ***Author contributions***

857 HT and UP designed the experiment and wrote up the original draft together with FL. CX, SY, and HK  
858 involved in the collection of ambient particles. HT, FL, AF, and YZ participated in laboratory measurements  
859 and data analysis. All other co-authors participated in results discussion and manuscript editing.

860 ***AUTHOR INFORMATION***

861 ***Corresponding Author***

862 *Haijie Tong*

863 Phone (+49) 6131-305-7040

864 E-mail: h.tong@mpic.de;

865 ***ORCID:***

866 Haijie Tong: 0000-0001-9887-7836

867 Maosheng Yao: 0000-0002-1442-8054

868 Thomas Berkemeier: 0000-0001-6390-6465

869 Manabu Shiraiwa: 0000-0003-2532-5373

870 Ulrich Pöschl: 0000-0003-1412-35570000-0001-9887-7836

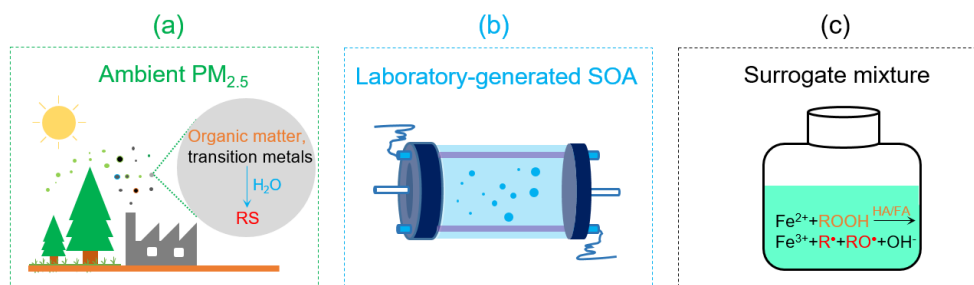
871 ***Competing interests***

872 The authors declare no competing financial interest.

873 ***Acknowledgements***

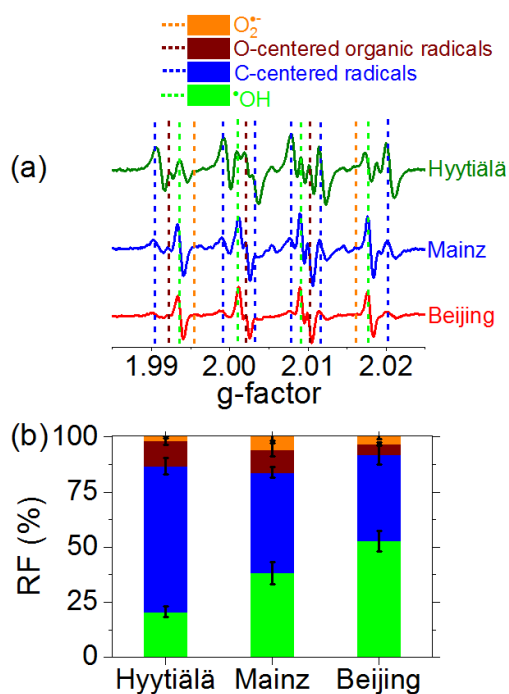


874 This work was funded by the Max Planck Society, ACTRIS, ECAC, the Finnish Centre of Excellence under  
875 Academy of Finland (projects no. 307331 and 272041). Siegfried Herrmann and Steve Galer from Climate  
876 Geochemistry Department of Max Planck Institute for Chemistry are gratefully acknowledged for ICP-MS  
877 analysis. Technical staffs at SMEARII station are acknowledged for the impactor maintenance. MS  
878 acknowledges funding from the National Science Foundation (CHE-1808125) and the Japan Society for  
879 the Promotion of Science (JSPS; No. 16K12582).



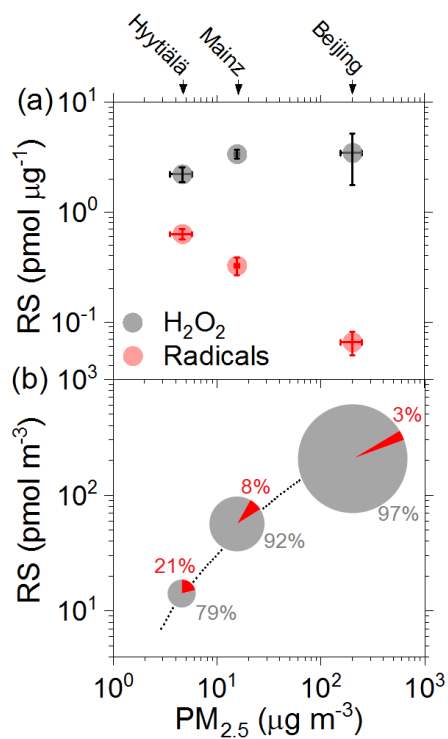
880

881 **Figure 1.** Schematic illustration of research approach and comparison of reactive species (RS) formed upon  
882 interaction of water with ambient fine particulate matter (PM<sub>2.5</sub>), with laboratory generated secondary  
883 organic aerosols (SOA), and in surrogate mixtures. ROOH: organic hydroperoxide. HA: humic acid. FA:  
884 fulvic acid. R<sup>•</sup> and RO<sup>•</sup>: C- and O-centered organic radicals, respectively.



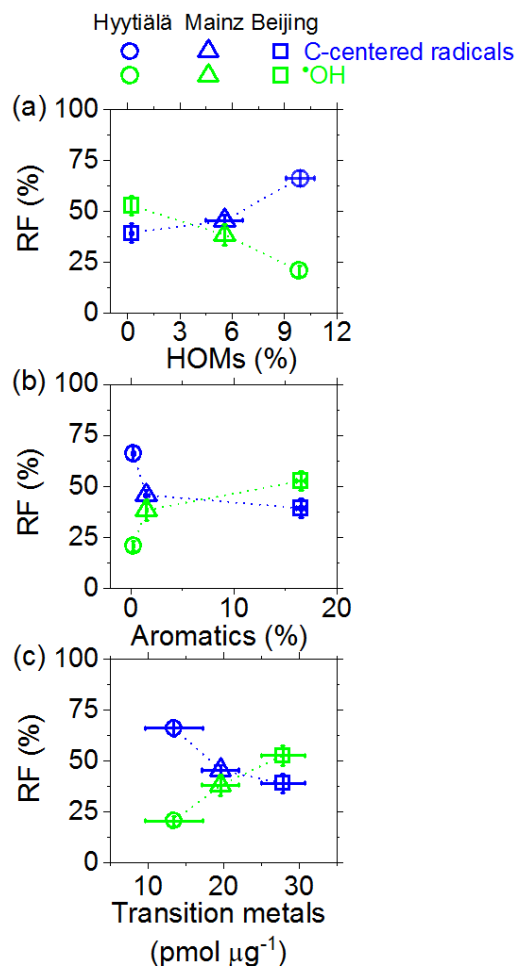
885

886 **Figure 2.** (a) EPR spectra and (b) relative fractions (RF) of different types of radicals formed in aqueous  
887 extracts of ambient PM<sub>2.5</sub> from Hyytiälä, Mainz, and Beijing. Dotted vertical lines in (a) indicate peak  
888 positions of different radical adducts. The spectra intensity in (a), RF values and error bars in (b) represent  
889 arithmetic mean values and standard error (6-13 samples per location).



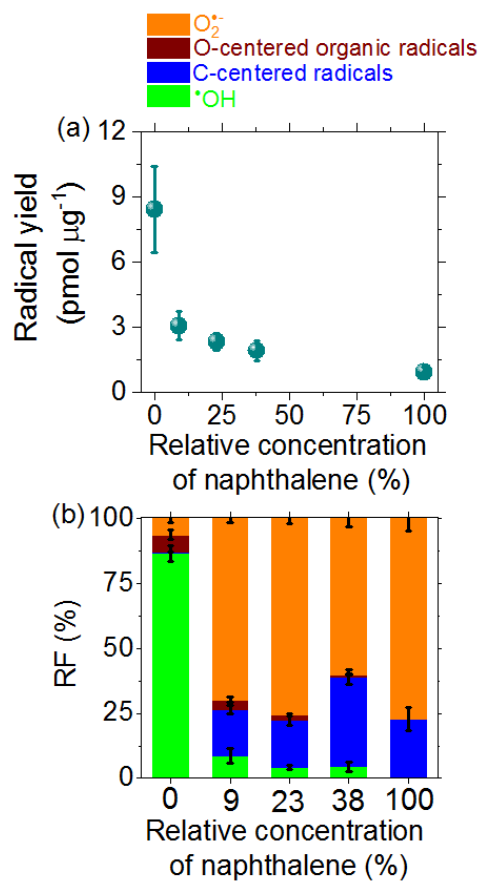
890

891 **Figure 3.** (a) Mass-specific yield and (b) air sample volume-specific yield of radicals (●) and H<sub>2</sub>O<sub>2</sub> (●)  
892 observed upon water interaction of fine PM<sub>2.5</sub> from Hyytiälä, Mainz, and Beijing plotted against PM<sub>2.5</sub>  
893 concentration. The error bars represent standard errors of the mean (4-12 samples per location). The dotted  
894 line and pie charts are to guide the eye, reflecting the increase of total air sample volume-specific RS yield  
895 (not to scale) and the relative contributions of H<sub>2</sub>O<sub>2</sub> and radicals.



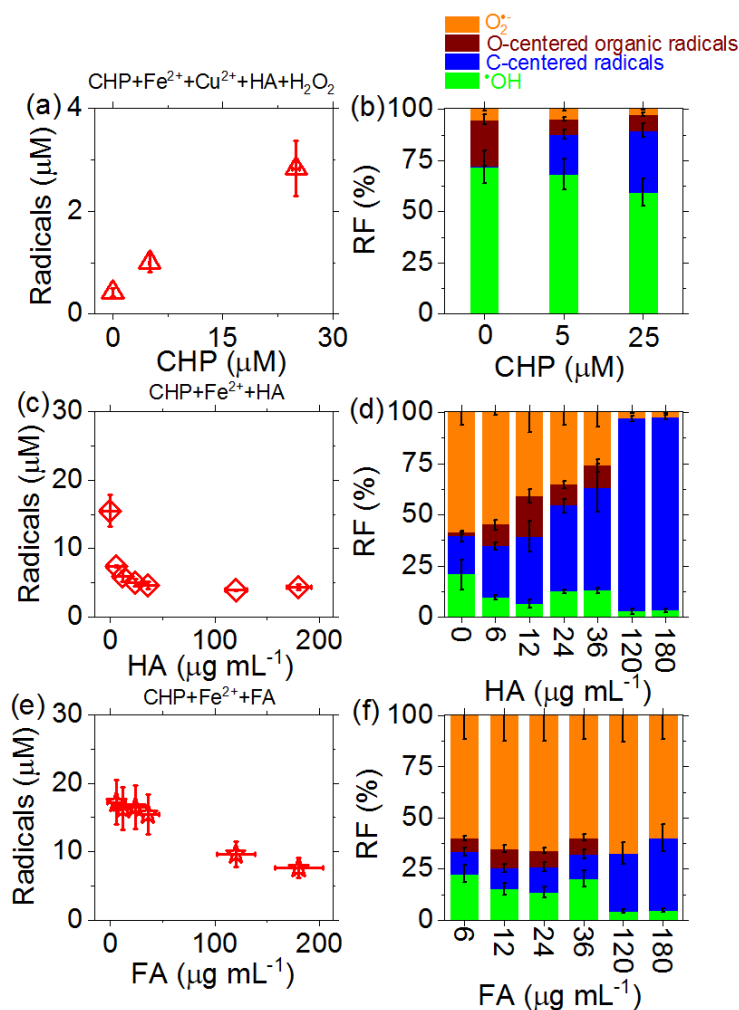
896

897 **Figure 4.** Correlation of (a) highly oxygenated organic molecules (HOMs), (b) aromatics, and (c)  
898 water-soluble transition metals in ambient PM<sub>2.5</sub> with relative fractions (RF) of R\* and •OH observed upon  
899 interaction with water. The relative abundances of HOMs and aromatics in (a-b) represent the sum  
900 chromatographic area of HOMs or aromatics divided by the sum chromatographic area of all assigned  
901 organic compounds. The abundances of HOMs in (a) were adopted from a recent companion study (Tong  
902 et al., 2019). The error bars represent standard errors of the mean (4 to 12 samples per location). The dashed  
903 lines are to guide the eye.



904

905 **Figure 5.** (a) Mass-specific yields and (b) relative fractions (RF) of radicals formed upon aqueous  
906 extraction of laboratory-generated SOA from different precursors. The relative concentration of  
907 naphthalene represents the relative molar fraction of gas-phase naphthalene to the mixture of naphthalene  
908 and  $\beta$ -pinene. The error bars represent standard errors (4-6 samples per data point).



909

910 **Figure 6.** (a, c, e) Total radical yields and (b, d, f) relative fractions (RF) of different radical types observed  
911 in aqueous surrogate mixtures of CHP, Fe<sup>2+</sup>, Cu<sup>2+</sup>, HA, FA, and H<sub>2</sub>O<sub>2</sub>. (a, b): 0–25  $\mu\text{M}$  CHP, 43  $\mu\text{M}$  Fe<sup>2+</sup>,  
912 3  $\mu\text{M}$  Cu<sup>2+</sup>, 4  $\mu\text{g mL}^{-1}$  HA, 7  $\mu\text{M}$  H<sub>2</sub>O<sub>2</sub> (CHP+Fe<sup>2+</sup>+Cu<sup>2+</sup>+HA+H<sub>2</sub>O<sub>2</sub>). (c, d): 100  $\mu\text{M}$  CHP, 300  $\mu\text{M}$  Fe<sup>2+</sup>,  
913 0–180  $\mu\text{g mL}^{-1}$  HA (CHP+Fe<sup>2+</sup>+HA). (e, f): 100  $\mu\text{M}$  CHP, 300  $\mu\text{M}$  Fe<sup>2+</sup>, 6–180  $\mu\text{g mL}^{-1}$  FA (CHP+Fe<sup>2+</sup>+FA).  
914 The error bars represent uncertainties of signal integration of EPR spectra (for y-axis) or experimental  
915 uncertainties of the solution concentration (for x-axis). CHP: cumene hydroperoxide. HA: humic acid. FA:  
916 fulvic acid.