

 Open access • Journal Article • DOI:10.1039/C1EE01970H

Recent developments of molybdenum and tungsten sulfides as hydrogen evolution catalysts — [Source link](#)

[Daniel Merki](#), [Xile Hu](#)

Institutions: [École Polytechnique Fédérale de Lausanne](#)

Published on: 27 Sep 2011 - [Energy and Environmental Science](#) (The Royal Society of Chemistry)

Topics: [Tungsten](#), [Molybdenum](#), [Hydrogen production](#) and [Amorphous solid](#)

Related papers:

- [Identification of active edge sites for electrochemical H₂ evolution from MoS₂ nanocatalysts.](#)
- [MoS₂ Nanoparticles Grown on Graphene: An Advanced Catalyst for the Hydrogen Evolution Reaction](#)
- [Biomimetic Hydrogen Evolution: MoS₂ Nanoparticles as Catalyst for Hydrogen Evolution](#)
- [Engineering the surface structure of MoS₂ to preferentially expose active edge sites for electrocatalysis](#)
- [Amorphous molybdenum sulfide films as catalysts for electrochemical hydrogen production in water](#)

Share this paper:    

View more about this paper here: <https://typeset.io/papers/recent-developments-of-molybdenum-and-tungsten-sulfides-as-udo4spvnfn>

Electronic Supplementary Information

Recent developments of molybdenum and tungsten sulfides as hydrogen evolution catalysts

Daniel Merki and Xile Hu*

Laboratory of Inorganic Synthesis and Catalysis, Institute of Chemical Sciences and
Engineering, Ecole Polytechnique Fédérale de Lausanne (EPFL), SB-ISIC-LSCI, BCH 3305,
Lausanne, CH 1015, Switzerland

* To whom correspondence should be addressed. E-mail: xile.hu@epfl.ch

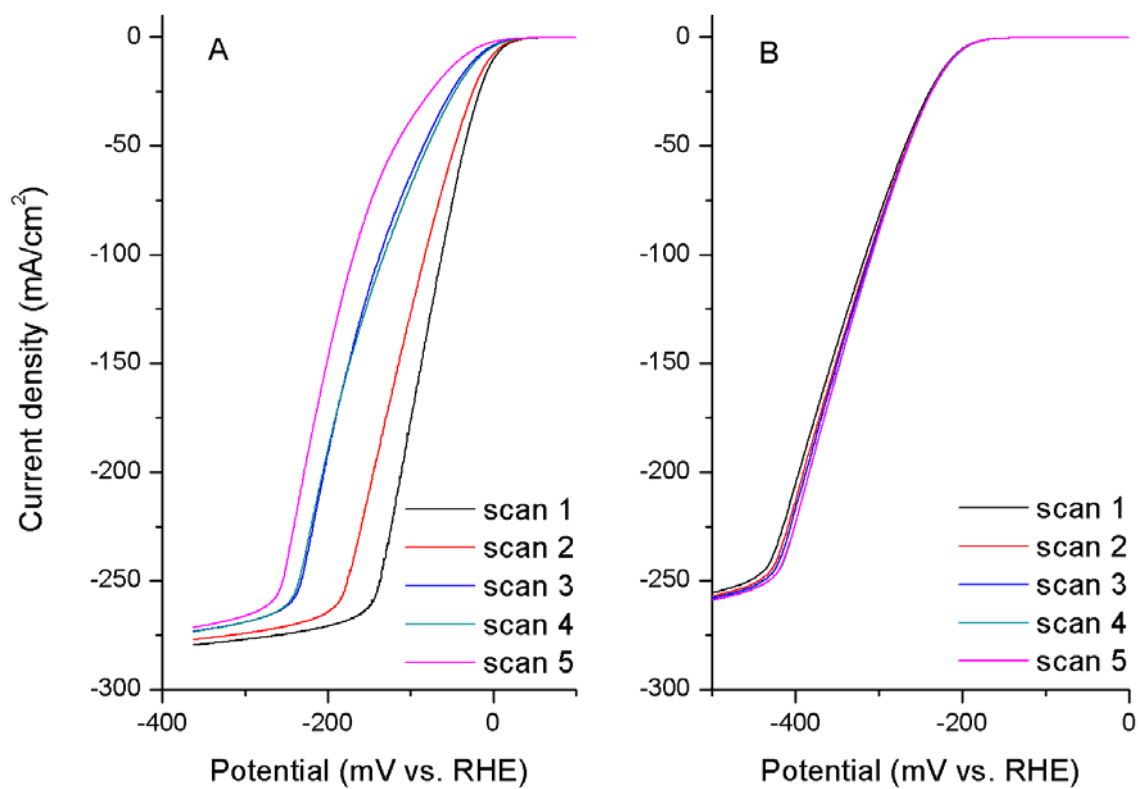


Figure S1. Consecutive polarization measurements with a platinum rotating disk electrode (**A**) and with amorphous MoS₃ on a rotating glassy carbon disk electrode (**B**) in 1.0 M H₂SO₄; 2 mV/s, 4500 rpm.

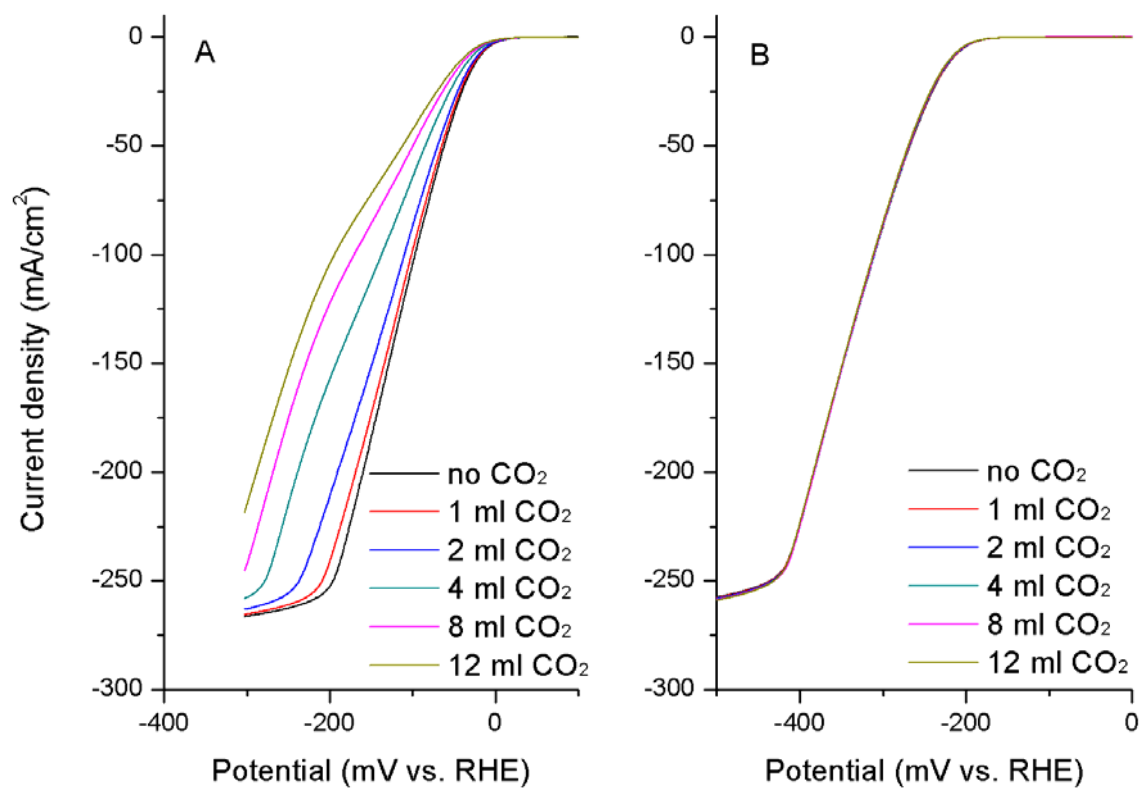


Figure S2. Polarization curves with a platinum rotating disk electrode (A) and with amorphous MoS₃ on a rotating glassy carbon disk electrode (B) before and after the injection of CO₂ into the solution (1.0 M H₂SO₄); 2 mV/s, 4500 rpm.

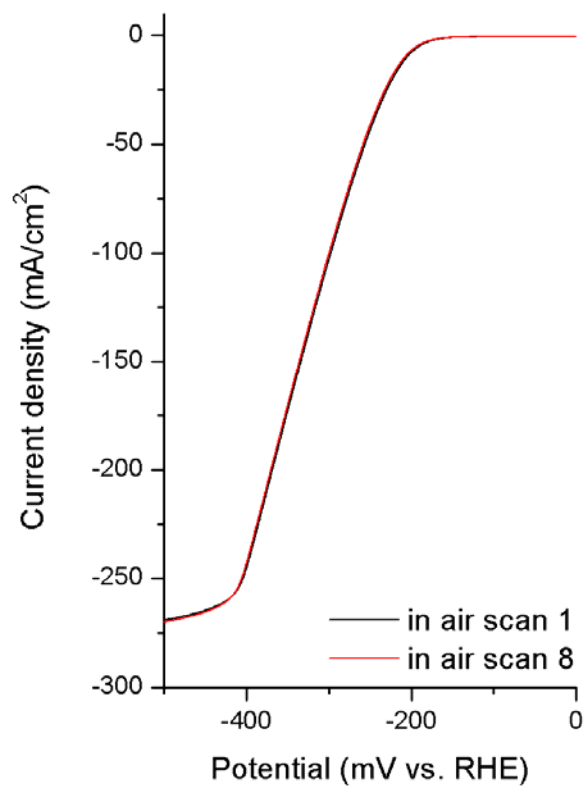


Figure S3. Consecutive polarization measurements with amorphous MoS₃ on a rotating glassy carbon disk electrode in an air saturated 1.0 M H₂SO₄; 2 mV/s, 4500 rpm.