

1-19-2018

## Reduction Reactions of Electrolyte Salts for Lithium Ion Batteries: LiPF<sub>6</sub>, LiBF<sub>4</sub>, LiDFOB, LiBOB, and LiTFSI

Bharathy S. Parimalam  
*University of Rhode Island*

Brett L. Lucht  
*University of Rhode Island, blucht@uri.edu*

Follow this and additional works at: [https://digitalcommons.uri.edu/chm\\_facpubs](https://digitalcommons.uri.edu/chm_facpubs)

Creative Commons License



This work is licensed under a [Creative Commons Attribution 4.0 License](https://creativecommons.org/licenses/by/4.0/).

---

### Citation/Publisher Attribution

Parimalam, B. S., & Lucht, B. L. (2018). Reduction Reactions of Electrolyte Salts for Lithium Ion Batteries: LiPF<sub>6</sub>, LiBF<sub>4</sub>, LiDFOB, LiBOB, and LiTFSI. *Journal of the Electrochemical Society*, 165, A251-A255. doi: 10.1149/2.0901802jes  
Available at: <http://dx.doi.org/10.1149/2.0901802jes>

This Article is brought to you for free and open access by the Chemistry at DigitalCommons@URI. It has been accepted for inclusion in Chemistry Faculty Publications by an authorized administrator of DigitalCommons@URI. For more information, please contact [digitalcommons@etal.uri.edu](mailto:digitalcommons@etal.uri.edu).



# Reduction Reactions of Electrolyte Salts for Lithium Ion Batteries: $\text{LiPF}_6$ , $\text{LiBF}_4$ , $\text{LiDFOB}$ , $\text{LiBOB}$ , and $\text{LiTFSI}$

Bharathy S. Parimalam and Brett L. Lucht \*,<sup>z</sup>

Department of Chemistry, University of Rhode Island, Kingston, Rhode Island 02881, USA

The reduction products of common lithium salts for lithium ion battery electrolytes,  $\text{LiPF}_6$ ,  $\text{LiBF}_4$ , lithium bisoxalato borate ( $\text{LiBOB}$ ), lithium difluoro(oxalato) borate ( $\text{LiDFOB}$ ), and lithium trifluorosulfonylimide ( $\text{LiTFSI}$ ), have been investigated. The solution phase reduction of different lithium salts via reaction with the one electron reducing agent, lithium naphthalenide, results in near quantitative reactions. Analysis of the solution phase and head space gasses suggests that all of the reduction products are precipitated as insoluble solids. The solids obtained through reduction were analyzed with solution NMR, IR-ATR and XPS. All fluorine containing salts generate  $\text{LiF}$  upon reduction while all oxalate containing salts generate lithium oxalate. In addition, depending upon the salt other species including,  $\text{Li}_x\text{PF}_y\text{O}_z$ ,  $\text{Li}_x\text{BF}_y$ , oligomeric borates, and lithium bis[N-(trifluoromethylsulfonylimino)] trifluoromethanesulfonate are observed.

© The Author(s) 2018. Published by ECS. This is an open access article distributed under the terms of the Creative Commons Attribution 4.0 License (CC BY, <http://creativecommons.org/licenses/by/4.0/>), which permits unrestricted reuse of the work in any medium, provided the original work is properly cited. [DOI: 10.1149/2.0901802jes]



Manuscript submitted December 7, 2017; revised manuscript received January 4, 2018. Published January 19, 2018.

A typical lithium-ion battery contains a graphite anode, a lithiated transition metal oxide cathode, and an electrolyte solution composed of inorganic lithium salts dissolved in a mixture of organic carbonate solvents which frequently includes electrolyte additives.<sup>1</sup> The long-term cyclability of the lithium-ion battery is dependent upon the anode solid electrolyte interphase (SEI), formed due to the electrochemical reduction of the electrolyte solution.<sup>2</sup> Understanding the mechanisms of the reduction reactions along with the products of the reactions is essential for the development of better lithium-ion batteries. The SEI has been proposed to contain lithium alkyl carbonates, lithium carbonate, lithium oxalate, lithium alkoxides, and lithium oxide from the carbonate solvents and  $\text{LiF}$ , lithium fluorophosphates, lithium fluoroborates, and lithium oxalate from the reduction of electrolyte salts, depending upon the salt utilized.<sup>3-21</sup> Electrolyte additives have also been used to tailor the properties of the SEI through preferential reduction on anode.<sup>1</sup> Despite significant effort over the last two decades, the formation mechanism of the SEI is not well understood. One difficulty in understanding the composition of the SEI is that the SEI is a complicated mixture of compounds, which results from multiple simultaneous and competing reduction reactions. In addition, since the SEI is very thin ( $\sim 50$  nm) and unstable in the presence of oxygen or water, characterization is very difficult. We have reported a detailed analysis of binder free graphitic anodes cycled in simplified electrolytes which suggest that the initial reduction reaction of the carbonates generate lithium alkyl carbonates and  $\text{LiF}$  as the predominant components of the anode SEI.<sup>20,21</sup> Synthesis of initial SEI components from carbonate solvents in high yield through reduction of the solvents with lithium naphthalenide has been reported. The unique advantage of this reduction technique is the generation and isolation of SEI constituents from individual electrolyte components in high yield without competing reduction reactions. Reduction of ethylene carbonate results in generation of lithium ethylene dicarbonate and ethylene, while the reduction of dialkyl carbonates result in lithium alkyl carbonates and alkanes.<sup>22</sup> As an expansion of these investigations, the reduction of some of the most common electrolyte salts with lithium naphthalenide has been investigated. All reduction reactions result in precipitation. The precipitates have been analyzed by solution Nuclear Magnetic Resonance (NMR) Spectroscopy, solid-state Infra-Red spectroscopy with Attenuated Total Reflectance (IR-ATR) and X-ray Photoelectron Spectroscopy (XPS). The results provide insight into the formation mechanism of the anode SEI.

## Experimental

Battery-grade lithium hexafluorophosphate ( $\text{LiPF}_6$ ), lithium tetrafluoroborate ( $\text{LiBF}_4$ ), lithium bis(oxalato)borate ( $\text{LiBOB}$ ), lithium difluoro(oxalato)borate ( $\text{LiDFOB}$ ), and lithium bis(trifluoromethylsulfonyl)imide ( $\text{LiTFSI}$ ) (Figure 1) were obtained from BASF. Diethyl ether ( $\text{Et}_2\text{O}$ ), tetrahydrofuran (THF), and naphthalene were purchased from Sigma-Aldrich. Lithium discs were obtained from MTI Corporation. All the reagents were stored in an argon filled glove box at room temperature and used without further purification. Lithium naphthalenide solution ( $\text{Li}[\text{NAP}]$ ) in THF or  $\text{Et}_2\text{O}$  was prepared with 10 mol% excess naphthalene. Ethereal solvents were used since the solvents do not react with  $\text{Li}[\text{NAP}]$ . The solvent is not expected to significantly alter the reduction products of the salts. Lithium foils were added to naphthalene solution of either THF or  $\text{Et}_2\text{O}$  and stirred for 3 days at room temperature. The solution turned green or purple, respectively, in a few minutes after the addition of lithium metal and became darkly colored after stirring for 3 days, as previously reported.<sup>23</sup>

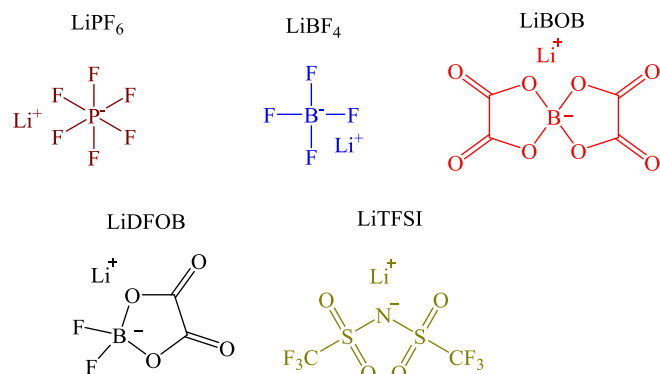
Number of equivalents of reducing agent required for the complete reduction of electrolyte salts was evaluated by NMR analysis. Electrolyte salts were dissolved in either THF or  $\text{Et}_2\text{O}$  and reacted with different molar equivalents of  $\text{Li}[\text{NAP}]$ , a one electron reducing agent, at room temperature overnight. The resulting reaction mixtures were transferred into clean dry NMR tubes along with a capillary tube filled with deuterated DMSO and an internal standard. The internal standards,  $\text{LiTFSI}$ ; hexafluoro benzene; or  $\text{LiBF}_4$ , were chosen carefully to avoid any overlapping peaks with the starting materials or products. The samples were analyzed with  $^{19}\text{F}$  and  $^{11}\text{B}$  NMR spectroscopy and the concentrations of the unreacted electrolyte salts were estimated in reference to the internal standard.

Electrolyte salts ( $\text{LiPF}_6$ ,  $\text{LiBF}_4$ ,  $\text{LiBOB}$ ,  $\text{LiDFOB}$ , &  $\text{LiTFSI}$ ) were dissolved in  $\text{Et}_2\text{O}$  and reduced with appropriate molar equivalents of  $\text{Li}[\text{NAP}]$  in larger scale. The evolved gasses and volatiles in the reaction mixtures were analyzed with GC-MS. The solid residues were washed with  $\text{Et}_2\text{O}$  three times, dried overnight at room temperature, and analyzed with IR-ATR, solution NMR and XPS. All the reactions were conducted inside a nitrogen filled glovebox. XPS and IR-ATR analyses were conducted with no exposure to air. NMR, GC-MS were conducted with minimal exposure to air.

GC-MS analyses were conducted on an Agilent 6890-5973N GC equipped with an G973N mass selective detector. Liquid samples were diluted with dichloromethane, mixed with distilled water to remove the residual electrolyte salts and non-volatile inorganic components, and the organic phases were utilized for the analyses. Helium was used as carrier gas at a flow rate of 24 mL/min. The initial column temperature was  $40^\circ\text{C}$  and the temperature was ramped at  $10^\circ\text{C}/\text{min}$  to  $200^\circ\text{C}$  and held at that temperature for 2 minutes with the total

\*Electrochemical Society Member.

<sup>z</sup>E-mail: [blucht@chm.uri.edu](mailto:blucht@chm.uri.edu)



**Figure 1.** Structures of the electrolyte salts.

run time of 18 minutes. The mass spectra obtained were compared to the NIST library to determine their molecular structures. THF, Et<sub>2</sub>O (solvents) and naphthalene (starting material) and were the only volatile components present in the reaction mixtures. The gas analyses were performed by sampling the head spaces of the reaction mixtures in RB flasks with a 10  $\mu$ L GC syringe. Helium was used as the carrier gas at a flow rate of 1.5 mL/min. The initial column temperature was set to 40°C, and the temperature was ramped at 1°C/min to 43°C and held at that temperature for 2 min with the total run time of 5 min. The mass spectra obtained were compared to the NIST library to determine their molecular structures.

IR-ATR spectra of the dried solid residues were acquired on a Bruker Tensor 27 spectrometer equipped with a germanium crystal in attenuated total reflectance (IR-ATR) mode. Samples were transferred using air-tight vials and the spectrometer was operated inside a nitrogen filled glovebox to avoid air exposure. Each spectrum was acquired with 128 scans from 700  $\text{cm}^{-1}$  to 4000  $\text{cm}^{-1}$  at the spectral resolution of 4  $\text{cm}^{-1}$ . The data were processed and analyzed using the OPUS and Originlab software.

NMR spectra of the samples were collected with a Bruker Avance III 300 MHz NMR spectrometer at room temperature. The solids were dissolved in D<sub>2</sub>O in the nitrogen filled glovebox and <sup>19</sup>F, <sup>31</sup>P, <sup>11</sup>B, & <sup>13</sup>C NMR spectra of the solutions were acquired. <sup>19</sup>F NMR spectra are referenced to LiF at -122.0 ppm, and <sup>11</sup>B NMR spectra are referenced to residual salts: LiBF<sub>4</sub>, LiBOB, or LiDFOB at -1.5, 7.4, or 2.9 ppm, respectively. The spectra were processed and analyzed using MestReNova 10.0.2.

XPS spectra of the dried precipitates were acquired using a Thermo Scientific K-alpha XPS. Samples were made into circular pellets with a press or stuck on a conductive carbon tape as a thin layer and transferred from the glovebox to the XPS chamber using a vacuum transfer module without exposure to air. An argon flood gun was used to avoid surface charge accumulation during sample analysis. The binding energy was corrected based on the C 1s of hydrocarbon at 284.8 eV. The data were processed and analyzed using the Thermo Advantage, XPS Peak 4.1 and the Originlab software.

## Results and Discussion

**Reduction of electrolyte salts.**—The number of electrons required for the complete reduction of electrolyte salts was investigated by NMR analysis. Electrolyte salts dissolved in either THF or Et<sub>2</sub>O were reduced with different molar equivalents of Li[NAP] at room temperature overnight. Addition of one molar equivalent of Li[NAP] to LiBOB, LiDFOB and LiTFSI solutions results in immediate discoloration of Li[NAP] and precipitation of solid products, however discoloration in LiPF<sub>6</sub> and LiBF<sub>4</sub> samples takes roughly an hour, the color change is due to the consumption of Li[NAP] in the reduction of the electrolyte salts. Upon incorporation of higher concentrations

of Li[NAP], > 1 molar equivalent, similar discoloration is observed. However, for samples where color retention is observed for more than 24 hours, the quantity of Li[NAP] required to completely reduce the salt has been exceeded, thus allowing determination of the approximate number of equivalents of reducing agent. The reaction mixtures were transferred into NMR tubes and a capillary, filled DMSO-d<sub>6</sub> and an internal standard, was added into each tube. The samples were analyzed with <sup>19</sup>F and <sup>11</sup>B NMR spectroscopy and the concentration of the remaining electrolyte salts were determined via integration of the NMR peaks compared to the internal standard, hexafluoro benzene or LiBF<sub>4</sub>. Reduction of LiBF<sub>4</sub> with 1, 2, and 3 equivalents of Li[NAP] results in consumption of approximately 40, 69, and 96  $\pm$  4% of the LiBF<sub>4</sub>, respectively, suggesting 3 e<sup>-</sup> are required for quantitative reduction. Similarly, numbers of equivalents of Li[NAP] required for the reduction of LiBOB, LiDFOB, and LiTFSI were estimated to be 2 e<sup>-</sup>, 2e<sup>-</sup>, and 12 e<sup>-</sup>, respectively. The number of equivalents of Li[NAP] required for complete reduction of LiPF<sub>6</sub> could not be measured reliably by NMR spectroscopy. However, in all cases low concentrations of residual salt are observed after the reduction reactions and some of the reduction products may precipitate prior to complete reduction, so the number of electrons required for reduction of the different salts should be viewed as approximate.

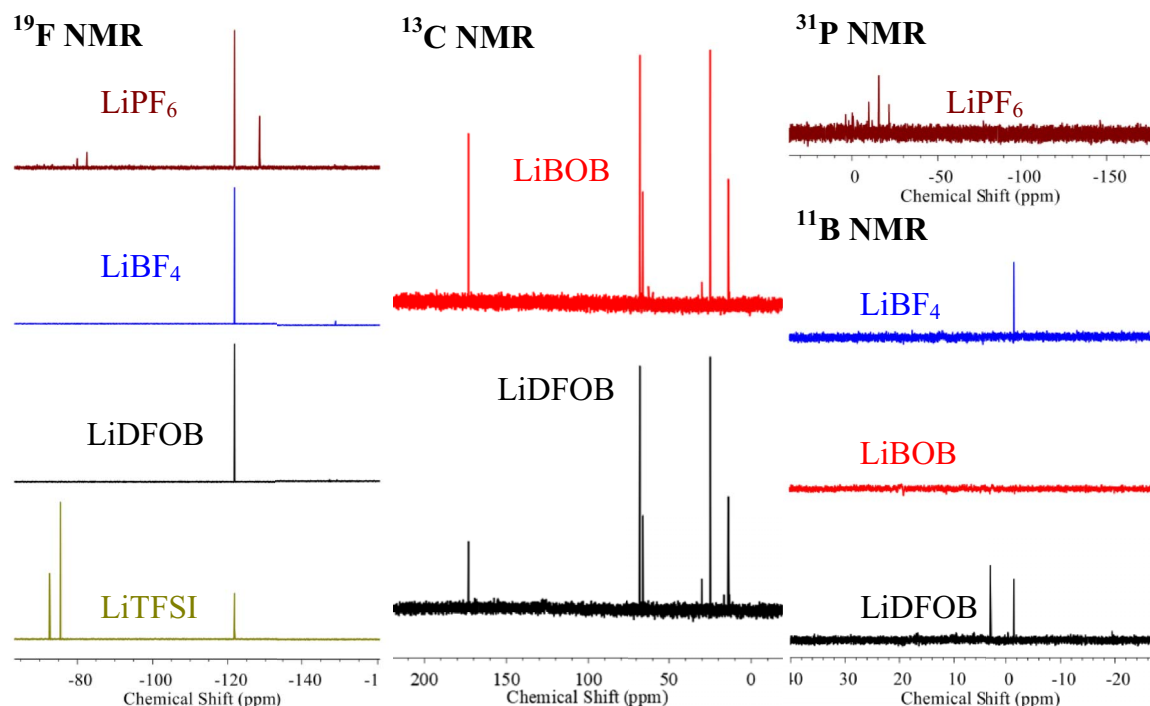
The electrolyte salts were then treated with a sufficient quantity of Li[NAP] to fully reduce the salt. All reactions result in a significant quantity of precipitate. The remaining solution was analyzed by GC-MS and NMR spectroscopy. The only component remaining in solution is a low concentration of the unreacted salt. In addition, analysis of the headspace of the samples detected no gaseous products resulting from the reduction reactions. The results suggest that all of the reduction products of the lithium salts are insoluble. Thus, the Li[NAP] reduction of all lithium salts investigated results in quantitative conversion to organic solvent insoluble components.

**NMR analysis of the solids.**—The residual organic solvent insoluble solids have been analyzed via a combination of solution NMR spectroscopy in D<sub>2</sub>O, Infrared spectroscopy with attenuated total reflectance (IR-ATR), and X-ray photo electron spectroscopy (XPS). The residual solids have been dissolved in D<sub>2</sub>O for NMR analysis. While most of the residual solids dissolve in D<sub>2</sub>O, some of the solid does not readily dissolve. In addition, some of the reduction products may react with water to generate subsequent hydrolysis products. The dissolved solids were analyzed via a combination of <sup>11</sup>B, <sup>13</sup>C, <sup>19</sup>F, and <sup>31</sup>P NMR spectroscopy. Representative NMR spectra of the solids are provided in Figure 2.

The <sup>19</sup>F NMR spectrum of the reduction product from LiPF<sub>6</sub> displays a strong singlet corresponding to LiF at -122 and a medium singlet at -128.5 ppm corresponding to HF.<sup>24</sup> While LiF is a frequently reported as a product of the reduction of LiPF<sub>6</sub>, HF is most likely generated from the hydrolysis of unreacted LiPF<sub>6</sub> in D<sub>2</sub>O. In addition, a doublet is observed at -81.3 ppm in the <sup>19</sup>F NMR spectrum which has a corresponding triplet at -15.7 ppm in the <sup>31</sup>P NMR spectrum and a coupling constant of 962 Hz characteristic of LiPO<sub>2</sub>F<sub>2</sub>. The presence of LiPO<sub>2</sub>F<sub>2</sub> likely results from the hydrolysis of LiPF<sub>2</sub> upon addition of the residual solid to D<sub>2</sub>O, since no extractable oxygen is present in the reaction media. The XPS data, as discussed below, provides further support for this assignment.

The <sup>19</sup>F NMR spectrum of the residual solids from the reduction of LiBF<sub>4</sub> contains a strong singlet at -122 ppm characteristic of LiF. In addition, the sample exhibits a weak set of peaks at -149 ppm in the <sup>19</sup>F NMR spectrum characteristic of residual LiBF<sub>4</sub>. A single peak is observed in the <sup>11</sup>B NMR spectrum peak at -1.5 ppm characteristic of residual LiBF<sub>4</sub>.

The <sup>13</sup>C NMR spectrum of the residual solids obtained from reduction of LiBOB displays a strong singlet at 173.2 ppm characteristic of lithium oxalate. The other peaks observed in the <sup>13</sup>C NMR spectra are characteristic of residual solvents, THF and Et<sub>2</sub>O, used for the reduction reaction. The peaks at 67.8 and 25.0 ppm are characteristic of residual THF while the peaks at 66.0 and 14.1 ppm are characteristic of residual Et<sub>2</sub>O. There are no peaks observed for residual LiBOB



**Figure 2.** Solution NMR spectra of the solids from the Li[NAP] reduction of electrolyte salts.

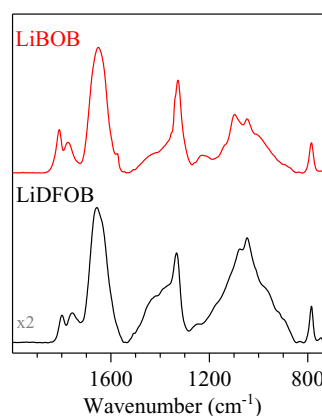
in either the  $^{11}\text{B}$  or  $^{13}\text{C}$  NMR spectra consistent with quantitative reduction of LiBOB under the reaction conditions.

The NMR spectrum of the residual solid from the reduction of LiDFOB is similar to a combination of the reduction products of LiBF<sub>4</sub> and LiBOB. The  $^{19}\text{F}$  NMR spectrum is dominated by LiF at  $-122$  ppm, but also contains small sets of peaks at  $-147$  and  $-149$  ppm characteristic of residual LiDFOB and LiBF<sub>4</sub>, respectively. The corresponding peaks characteristic of LiDFOB and LiBF<sub>4</sub> are observed in the  $^{11}\text{B}$  NMR spectra at  $2.9$  ppm and  $-1.5$  ppm, respectively. The  $^{13}\text{C}$  NMR spectrum contains a strong peak at  $173.2$  ppm characteristic of lithium oxalate, along with peaks characteristic of residual THF and Et<sub>2</sub>O. However, unlike LiBOB some residual LiDFOB is observed at  $161.1$  ppm.

The  $^{19}\text{F}$  NMR spectrum of the solids from the reduction of LiTFSI shows a strong singlet corresponding to LiF. In addition, two strong peaks at  $-75.6$  ppm and  $-72.7$  ppm with peak areas in 2:1 ratio. The peak integrations have a 2:1 ratio which is independent of the quantity of Li[NAP] added suggesting that they arise from a single molecular species. The spectral data is consistent with the generation of lithium bis[N-(trifluoromethylsulfonylimino)]trifluoromethanesulfonate (LiOS(CF<sub>3</sub>)(NSO<sub>2</sub>CF<sub>3</sub>)<sub>2</sub>) as previously reported.<sup>25</sup> No residual LiTFSI is observed at  $-79.4$  ppm in the  $^{19}\text{F}$  NMR spectrum.

**FTIR analysis of the solids.**—In an effort to further understand the composition of the solids obtained from reduction, the reduction products of the salts have been analyzed with IR-ATR. The IR-ATR spectra of the solids generated from the reduction of LiBOB and LiDFOB are provided in Figure 3. IR-ATR spectra of the residual solids for the other salts were also acquired, but the spectra were dominated by residual solvent and naphthalene since the decomposition products do not contain any functional groups which strongly absorb IR radiation, consistent with the observation of LiF as the predominant component by NMR.

The reduction product of LiBOB exhibits strong absorptions around  $1670$ ,  $1330$  and  $780$   $\text{cm}^{-1}$  characteristic of lithium oxalate. The peaks at  $1805$  and  $1770$   $\text{cm}^{-1}$  are characteristic of  $-\text{CO}_2\text{-B-CO}_2-$  oscillations and the peak at  $1250$   $\text{cm}^{-1}$  corresponds to combination

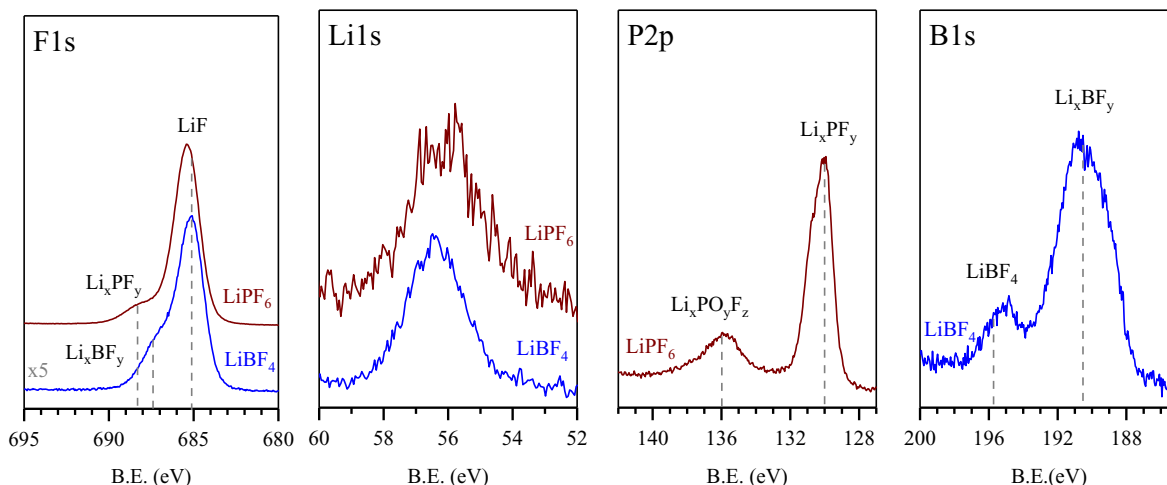


**Figure 3.** FTIR spectra of the solids from the Li[NAP] reduction of LiBOB and LiDFOB.

of O-C-C asymmetric stretching and O-B-O bending, suggesting the presence of a combination of LiBOB and crosslinked oligomeric borates, as previously reported.<sup>26,27</sup> A weak broad absorption is also observed between  $1400$  and  $1500$   $\text{cm}^{-1}$ , consistent with the presence of Li<sub>2</sub>CO<sub>3</sub>. In addition to the reduction products, absorptions corresponding to residual THF at  $1070$  and  $910$   $\text{cm}^{-1}$  are also observed. The reduction product of LiDFOB displays IR absorptions very similar to the solids from LiBOB consistent with the presence of lithium oxalate, crosslinked oligomeric borates, and Li<sub>2</sub>CO<sub>3</sub>, except the intensity of the broad absorption characteristic of Li<sub>2</sub>CO<sub>3</sub> is increased.

**X-ray photoelectron spectroscopy of the solids.**—The solids generated from the reduction of LiPF<sub>6</sub>, and LiBF<sub>4</sub> were analyzed with XPS and the spectra are displayed in Figure 4. XPS analysis of the other residual solids was attempted, but the insoluble reduction products contain residual solvent and naphthalene which cannot be removed which resulted in contamination of the XPS analysis chamber





**Figure 4.** XPS spectra of the solids from the Li[NAP] reduction of LiPF<sub>6</sub>, LiBF<sub>4</sub>, and LiTFSI.

for several months. Thus, we were unable to obtain XPS spectra of the other reduction products.

The F1s spectrum of the residual solid from the reduction of LiPF<sub>6</sub> is dominated by a peak at 685 eV characteristic of LiF. The shoulder at 688.3 eV is characteristic of P-F species in Li<sub>x</sub>PF<sub>y</sub> and Li<sub>x</sub>PF<sub>y</sub>O<sub>z</sub>. The P2p spectrum contains a strong peak at 130.0 eV corresponding to Li<sub>x</sub>PF<sub>y</sub> species and the small peak at 136.0 eV characteristic of Li<sub>x</sub>PF<sub>y</sub>O<sub>z</sub>. The low concentration of Li<sub>x</sub>PF<sub>y</sub>O<sub>z</sub> most likely results from reaction of Li<sub>x</sub>PF<sub>y</sub> with trace oxygen or moisture. The Li1s spectrum exhibits a broad peak around 56.3 eV corresponding to combination of LiF, Li<sub>x</sub>PF<sub>y</sub>, and Li<sub>x</sub>PF<sub>y</sub>O<sub>z</sub>. No residual LiPF<sub>6</sub> (F1s, 687.6 eV; P2p, 137.8 eV) is observed.


The F1s spectrum of the residual solids from the reduction of LiBF<sub>4</sub> is dominated by a peak at 685 eV characteristic of LiF. A shoulder is observed at 687.5 eV characteristic of B-F species in Li<sub>x</sub>BF<sub>y</sub> and residual LiBF<sub>4</sub>. The B1s spectrum is dominated by a peak at 190.5 eV corresponding to Li<sub>x</sub>BF<sub>y</sub> species with a small peak at 195.7 eV is characteristic of residual LiBF<sub>4</sub>. The Li1s spectrum exhibits a broad peak around 56.3 eV corresponding to combination of LiF, residual LiBF<sub>4</sub> and Li<sub>x</sub>BF<sub>y</sub>.

## Discussion

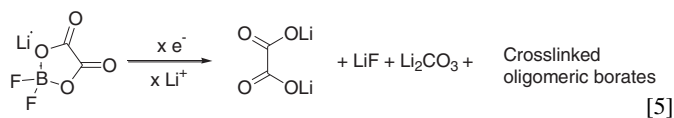
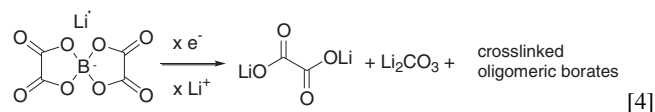
The reduction products of some of the most common electrolyte salts have been investigated via a combination of NMR, GC-MS, IR-ATR, and XPS. Upon reduction, all fluorine containing salts generate LiF and all oxalate containing salts generate lithium oxalate, in addition to other components which are dependent upon the structure of the salt. While the proposed equations provide estimates for the stoichiometries of the reactions as obtained from experimental results, due to the insolubility and hydrolytic instability of many of the reduction products quantitative analysis is difficult.

Reduction of LiPF<sub>6</sub> yields LiF and Li<sub>x</sub>PF<sub>y</sub> (Eq. 1). LiF is the predominant species observed by <sup>19</sup>F NMR spectroscopy and F1s XPS. The primary phosphorous containing species observed in the P2p XPS spectrum is Li<sub>x</sub>PF<sub>y</sub> with additional low concentrations of Li<sub>x</sub>PF<sub>y</sub>O<sub>z</sub>. The presence of Li<sub>x</sub>PF<sub>y</sub>O<sub>z</sub> likely results from the reaction of Li<sub>x</sub>PF<sub>y</sub> with trace water or oxygen (Eq. 2). Upon preparation of the samples for NMR analysis via dissolution in D<sub>2</sub>O the Li<sub>x</sub>PF<sub>y</sub> is converted to Li<sub>x</sub>PO<sub>y</sub>F<sub>z</sub> via hydrolysis or oxidation. The reduction products of LiBF<sub>4</sub> are very similar to the reduction products of LiPF<sub>6</sub>. The primary products observed by XPS are LiF and Li<sub>x</sub>BF<sub>y</sub>. Analysis of the LiBF<sub>4</sub> reduction product by solution NMR spectroscopy reveals only LiF suggesting that Li<sub>x</sub>BF<sub>y</sub> and the Li<sub>x</sub>BF<sub>y</sub> hydrolysis or oxidation products are not soluble in D<sub>2</sub>O. The observations are consistent with

previous reports on the reduction products of LiPF<sub>6</sub> and LiBF<sub>4</sub>.<sup>28,29</sup>

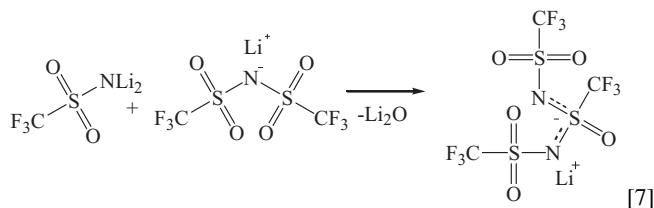
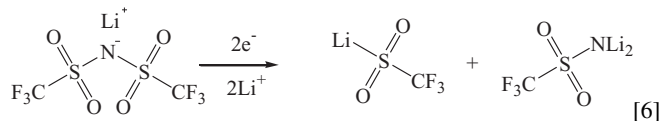


The primary reduction product of LiBOB is lithium oxalate although low concentrations of Li<sub>2</sub>CO<sub>3</sub> are also observed by IR spectroscopy (Eq. 4). In addition, crosslinked oligomeric borates are observed consistent with previous reports.<sup>30</sup> Reduction of LiDFOB results in the observation of very similar products, lithium oxalate, Li<sub>2</sub>CO<sub>3</sub>, and crosslinked oligomeric borates, along with LiF (Eq. 5). While CO<sub>2</sub> is not observed by GC-MS analysis for either LiBOB or LiDFOB, the presence of Li<sub>2</sub>CO<sub>3</sub> in the solid residue likely results from CO<sub>2</sub> reduction by the excess Li[Nap], as previously reported.<sup>31</sup>



Reduction of LiTFSI results in the generation of two water soluble components, LiF and lithium bis[N-(trifluoromethylsulfonylimino)] trifluoromethanesulfonate as observed by NMR spectroscopy. Lithium bis[N-(trifluoromethylsulfonylimino)] trifluoromethanesulfonate is likely be formed through reductive cleavage of N-S bond, followed by insertion of the lithium imide into the S = O bond (Eqs. 6–7). This mechanism is consistent with a combination of previously reported computational and experimental results.<sup>14,15,25</sup> Reduction of LiTFSI requires a large excess of Li[Nap] (~12) per equivalent

of LiTFSI, consistent with further reduction of the intermediate product  $\text{LiSO}_2\text{CF}_3$  to a combination of  $\text{LiF}$ ,  $\text{Li}_2\text{S}$ ,  $\text{Li}_2\text{S}_2\text{O}_4$ ,  $\text{Li}_2\text{SO}_3$ , and  $\text{Li}_3\text{N}$  (Eq. 8). The presence of these compounds is supported by a previous reports on the reduction products of LiTFSI on negative electrode surfaces.<sup>14,32</sup>



## Conclusions

Reduction reactions of some of the most common lithium salts for lithium-ion battery electrolytes have been investigated. The reduction reactions of  $\text{LiPF}_6$  and  $\text{LiBF}_4$  are similar resulting in the generation of  $\text{LiF}$  and  $\text{Li}_x\text{PF}_y$  and  $\text{Li}_x\text{BF}_y$ , respectively. In carbonate based electrolytes, the  $\text{Li}_x\text{PF}_y$  abstracts oxygen to generate  $\text{Li}_x\text{PF}_y\text{O}_z$  consistent with previous reports of salt reduction products on anodes in lithium ion batteries. The reduction reactions of  $\text{LiBOB}$  and  $\text{LiDFOB}$  are also similar resulting in the generation of lithium oxalate,  $\text{Li}_2\text{CO}_3$ , and crosslinked oligoborates. In addition,  $\text{LiF}$  is observed as a reduction product of  $\text{LiDFOB}$ . Reduction of  $\text{LiTFSI}$  results in the generation of lithium bis[N-(trifluoromethylsulfonylimino)]trifluoromethanesulfonate along with  $\text{LiF}$ ,  $\text{Li}_2\text{O}$ ,  $\text{Li}_2\text{S}$ ,  $\text{Li}_2\text{S}_2\text{O}_4$ ,  $\text{Li}_2\text{SO}_3$ , and  $\text{Li}_3\text{N}$ .

## Acknowledgment

The authors gratefully acknowledge funding from Department of Energy Office of Basic Energy Sciences EPSCoR Implementation award (DE-SC0007074).

## ORCID

Brett L. Lucht  <https://orcid.org/0000-0002-4660-0840>

## References

- K. Xu, "Nonaqueous Liquid Electrolytes for Lithium-Based Rechargeable Batteries," *Chem. Rev.*, **104**, 4303 (2004).
- D. Aurbach, B. Markovsky, A. Shechter, Y. Ein-Eli, and H. Cohen, "A Comparative Study of Synthetic Graphite and Li Electrodes in Electrolyte Solutions Based on Ethylene Carbonate-Dimethyl Carbonate Mixtures," *J. Electrochem. Soc.*, **143**, 3809 (1996).
- Y. Ein-Eli, "A New Perspective on the Formation and Structure of the Solid Electrolyte Interface at the Graphite Anode of Li-Ion Cells," *Electrochem. Solid-State Lett.*, **2**, 212 (1999).
- G. V. Zhuang and P. N. Ross, "Analysis of the Chemical Composition of the Passive Film on Li-Ion Battery Anodes Using Attenuated Total Reflection Infrared Spectroscopy," *Electrochem. Solid-State Lett.*, **6**, A136 (2003).
- K. Xu, G. V. Zhuang, J. L. Allen, U. Lee, S. S. Zhang, P. N. Ross, and T. R. Jow, "Syntheses and Characterization of Lithium Alkyl Mono- and Dicarboxylates as Components of Surface Films in Li-Ion Batteries," *J. Phys. Chem. B*, **110**, 7708 (2006).
- L. Gireaud, S. Grugeon, S. Laruelle, S. Pilard, and J.-M. Tarascon, "Identification of Li Battery Electrolyte Degradation Products through Direct Synthesis and Characterization of Alkyl Carbonate Salts," *J. Electrochem. Soc.*, **152**, A850 (2005).
- S. Laruelle, S. Pilard, P. Guenot, S. Grugeon, and J.-M. Tarascon, "Identification of Li-Based Electrolyte Degradation Products through DEI and ESI High-Resolution Mass Spectrometry," *J. Electrochem. Soc.*, **151**, A1202 (2004).
- P. Verma, P. Maire, and P. Novák, "A Review of the Features and Analyses of the Solid Electrolyte Interphase in Li-Ion Batteries," *Electrochim. Acta*, **55**, 6332 (2010).
- E. Peled, "The Electrochemical Behavior of Alkali and Alkaline Earth Metals in Nonaqueous Battery Systems the Solid Electrolyte Interphase Model," *J. Electrochem. Soc.*, **126**, 2047 (1979).
- D. Aurbach, "Review of Selected Electrode-Solution Interactions Which Determine the Performance of Li and Li Ion Batteries," *J. Power Sources*, **89**, 206 (2000).
- M. Winter, "The Solid Electrolyte Interphase—the Most Important and the Least Understood Solid Electrolyte in Rechargeable Li Batteries," *Zeitschrift für Phys. Chemie Int. J. Res. Phys. Chem. Chem. Phys.*, **223**, 1395 (2009).
- M. Herstedt, D. P. Abraham, J. B. Kerr, and K. Edström, "X-Ray Photoelectron Spectroscopy of Negative Electrodes from High-Power Lithium-Ion Cells Showing Various Levels of Power Fade," *Electrochim. Acta*, **49**, 5097 (2004).
- G. V. Zhuang, K. Xu, H. Yang, T. R. Jow, and P. N. Ross, "Lithium Ethylene Dicarboxylate Identified as the Primary Product of Chemical and Electrochemical Reduction of EC in 1.2 M  $\text{LiPF}_6/\text{EC}$ : EMC Electrolyte," *J. Phys. Chem. B*, **109**, 17567 (2005).
- D. Aurbach, I. Weissman, A. Schechter, and H. Cohen, "X-Ray Photoelectron Spectroscopy Studies of Lithium Surfaces Prepared in Several Important Electrolyte Solutions. A Comparison with Previous Studies by Fourier Transform Infrared Spectroscopy," *Langmuir*, **12**, 3991 (1996).
- P. C. Howlett, E. I. Izgorodina, M. Forsyth, and D. R. MacFarlane, "Electrochemistry at Negative Potentials in Bis (Trifluoromethanesulfonyl) Amide Ionic Liquids," *Zeitschrift für Phys. Chemie*, **220**, 1483 (2006).
- G. Yan, X. Li, Z. Wang, H. Guo, W. Peng, and Q. Hu, "Lithium Difluoro (Oxalato) Borate as an Additive to Suppress the Aluminum Corrosion in Lithium Bis (Fluorosulfonyl) Imide-Based Nonaqueous Carbonate Electrolyte," *J. Solid State Electrochem.*, **20**, 507 (2016).
- M. Gauthier, T. J. Carney, A. Grimaud, L. Giordano, N. Pour, H.-H. Chang, D. P. Fenning, S. F. Lux, O. Paschos, C. ; Bauer et al., "Electrode-Electrolyte Interface in Li-Ion Batteries: Current Understanding and New Insights," *J. Phys. Chem. Lett.*, **6**, 4653 (2015).
- G. V. Zhuang, K. Xu, T. R. Jow, and P. N. Ross, "Study of SEI Layer Formed on Graphite Anodes in PC/LiBOB Electrolyte Using IR Spectroscopy," *Electrochem. Solid-State Lett.*, **7**, A224 (2004).
- M. Xu, L. Zhou, Y. Dong, Y. Chen, A. Garsuch, and B. L. Lucht, "Improving the Performance of graphite/LiNiO<sub>2</sub> 5Mn<sub>1</sub>.5O<sub>4</sub> Cells at High Voltage and Elevated Temperature with Added Lithium Bis (Oxalato) Borate (LiBOB)," *J. Electrochem. Soc.*, **160**, A2005 (2013).
- M. Nie, D. Chalasani, D. P. Abraham, Y. Chen, A. Bose, and B. L. Lucht, "Lithium Ion Battery Graphite Solid Electrolyte Interphase Revealed by Microscopy and Spectroscopy," *J. Phys. Chem. C*, **117**, 1257 (2013).
- M. Nie and B. L. Lucht, "Role of Lithium Salt on Solid Electrolyte Interface (SEI) Formation and Structure in Lithium Ion Batteries," *J. Electrochem. Soc.*, **161**, A1001 (2014).
- D. M. Seo, D. Chalasani, B. S. Parimalam, R. Kadam, M. Nie, and B. L. Lucht, "Reduction Reactions of Carbonate Solvents for Lithium Ion Batteries," *ECS Electrochem. Lett.*, **3**, A91 (2014).
- N. G. Connelly and W. E. Geiger, "Chemical Redox Agents for Organometallic Chemistry," *Chem. Rev.*, **96**, 877 (1996).
- C. L. Campion, W. Li, and B. L. Lucht, "Thermal Decomposition of  $\text{LiPF}_6$ -Based Electrolytes for Lithium-Ion Batteries," *J. Electrochem. Soc.*, **152**, A2327 (2005).
- R. Y. Garlyauskayte, A. N. Chernega, C. Michot, M. Armand, Y. L. Yagupolskii, and L. M. Yagupolskii, "Synthesis of New Organic Super acid N-(Trifluoromethylsulfonyl) Imino Derivatives of Trifluoromethanesulfonic Acid and Bis (Trifluoromethylsulfonyl) Imide," *Org. Biomol. Chem.*, **3**, 2239 (2005).
- I. A. Shkrob, Y. Zhu, T. W. Marin, and D. P. Abraham, "Mechanistic Insight into the Protective Action of Bis (Oxalato) Borate and Difluoro (Oxalato) Borate Anions in Li-Ion Batteries," *J. Phys. Chem. C*, **117**, 23750 (2013).
- K. Xu, U. Lee, S. Zhang, M. Wood, and T. R. Jow, "Chemical Analysis of Graphite/electrolyte Interface Formed in LiBOB-Based Electrolytes," *Electrochem. Solid-State Lett.*, **6**, A144 (2003).
- K. Kanamura, H. Tamura, S. Shiraiishi, and Z. Takehara, "XPS Analysis of Lithium Surfaces Following Immersion in Various Solvents Containing  $\text{LiBF}_4$ ," *J. Electrochem. Soc.*, **142**, 340 (1995).
- A. M. Andersson, M. Herstedt, A. G. Bishop, and K. Edström, "The Influence of Lithium Salt on the Interfacial Reactions Controlling the Thermal Stability of Graphite Anodes," *Electrochim. Acta*, **47**, 1885 (2002).
- K. Xu, U. Lee, S. Zhang, M. Wood, and T. R. Jow, "Chemical Analysis of Graphite/electrolyte Interface Formed in LiBOB-Based Electrolytes," *Electrochem. Solid-State Lett.*, **6**, A144 (2003).
- A. L. Michan, B. S. Parimalam, M. Leskes, R. N. Kerber, T. Yoon, C. P. Grey, and B. L. Lucht, "Fluoroethylene Carbonate and Vinylene Carbonate Reduction: Understanding Lithium-Ion Battery Electrolyte Additives and Solid Electrolyte Interphase Formation," *Chem. Mater.*, **28**, 8149 (2016).
- C. Xu, B. Sun, T. Gustafsson, K. Edström, D. Brandell, and M. Hahlin, "Interface Layer Formation in Solid Polymer Electrolyte Lithium Batteries: An XPS Study," *J. Mater. Chem. A*, **2**, 7256 (2014).