

Regioselective Direct C–H Alkylation of NH Indoles and Pyrroles by a Palladium/Norbornene-Cocatalyzed Process

Lei Jiao, Thorsten Bach*

Lehrstuhl für Organische Chemie I and Catalysis Research Center (CRC), Technische Universität München, Lichtenbergstr. 4, 85747 Garching, Germany

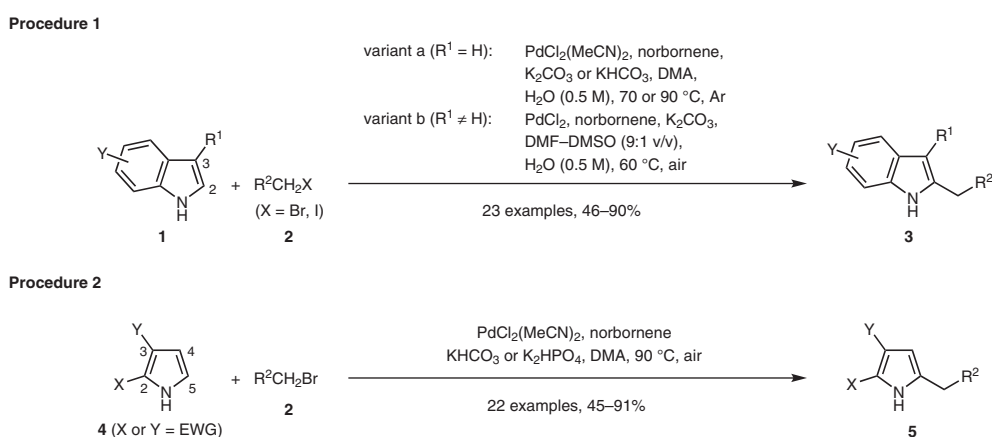
Fax +49(89)28913315; E-mail: thorsten.bach@ch.tum.de

Received: 29.07.2013; Accepted: 03.08.2013

PSP
No 262

Abstract: Nitrogen-containing heterocycles, including 1*H*-indoles and electron-deficient 1*H*-pyrroles, undergo a palladium/norbornene-cocatalyzed regioselective alkylation at the C–H bond adjacent to the NH group. A primary alkyl halide is used as the electrophile and the reaction proceeds smoothly under mild conditions to give 2-alkyl-1*H*-indoles and 2-substituted or 2,3-disubstituted 5-alkyl-1*H*-pyrroles in good yields.

Key words: catalysis, alkylations, regioselectivity, heterocycles, palladium, indoles, pyrroles



Scheme 1

1 Introduction

Indoles and pyrroles are two important classes of N-heterocycles that occur widely in natural products, drugs, and biologically active molecules.¹ Alkyl-substituted indoles and pyrroles are of particular interest, because they form key structural elements of many structurally unique and biologically active natural products (Figure 1).² However, few methods are available for constructing such structures by direct C–H substitution. Although considerable advances have been made in the direct C–H functionalization of indoles and pyrroles,³ the regioselective installation of an alkyl group onto these heterocyclic nuclei remains a challenge. Indoles undergo Friedel–Crafts alkylation selectively at the more electron-rich C3 position,⁴ but it is difficult to achieve direct C2 alkylation.^{5,6} In the case of pyrroles, Friedel–Crafts-type direct alkyla-

tion with alkyl electrophiles usually results in a mixture of regioisomers;⁷ other methods for regioselective alkylation of pyrroles are either circuitous or limited in substrate scope.⁸ Therefore, there remains a considerable need for efficient and regioselective methods for alkylation of indoles and pyrroles.

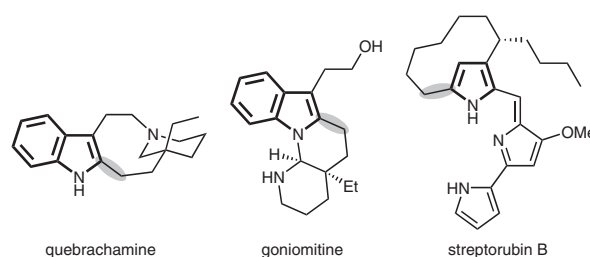


Figure 1 Natural products containing an alkylindole or alkylpyrrole structure

Inspired by the Catellani reaction,⁹ we developed a palladium(II)/norbornene-cocatalyzed process that provides straightforward access to α -alkyl-substituted indole and

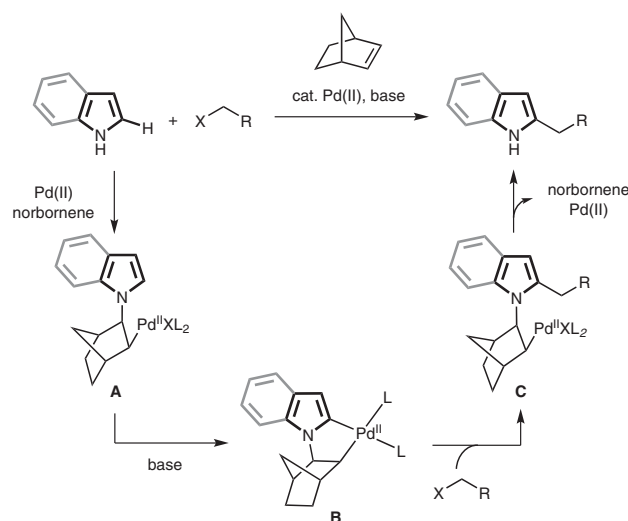
SYNTHESIS 2014, 46, 0035–0041

Advanced online publication: 17.09.2013

DOI: 10.1055/s-0033-1338523; Art ID: SS-2013-Z0526-PSP

© Georg Thieme Verlag Stuttgart · New York

pyrrole derivatives from NH indoles¹⁰ and pyrroles¹¹ (Scheme 1). In this reaction, the N-heterocycle interacts with palladium(II) and norbornene to give intermediate **A**, which then undergoes an intramolecular *ortho*-palladation to give palladaheterocycle **B** in the presence of a base (Scheme 2).^{10b,11} Subsequently, intermediate **B** reacts with the alkyl halide by oxidative addition, reductive elimination, norbornene expulsion, and protodepalladation to give the alkyl-substituted heterocycle. The role of norbornene in this process is to act as a transpositional cocatalyst that assists palladium in activating the α -C–H bond of NH indoles and pyrroles, providing excellent regioselectivities for the alkylation reactions (C2-alkylation on indole and C5-alkylation on 2-substituted and 2,3-disubstituted pyrroles). This reaction adds to the toolbox of synthetic methods for direct C–H functionalization of N-heterocycles.



Scheme 2 The mechanism of the newly developed catalytic alkylation procedure

2 Scope and Limitations

The alkylation of 1*H*-indole (**1a**) with alkyl bromides **2a–j** proceeded smoothly with the palladium(II)/norbornene cocatalytic system to give 2-alkyl-1*H*-indoles regioselectively (Procedure 1, variant a).^{10a} As shown in Table 1, a broad range of functionalized primary alkyl bromides are suitable as reaction partners. The reactions were conducted with bis(acetonitrile)dichloropalladium(II) as catalyst, norbornene as cocatalyst, and potassium carbonate as base in *N,N*-dimethylacetamide as solvent containing 0.5 M water as an additive. In general, the 2-alkylation products were obtained in moderate to good yields and, in certain cases, minor amounts of the 2,3-dialkyl-1*H*-indole (4–19%) were obtained as overalkylation byproducts. The steric effect of the alkyl bromide plays an important role in the alkylation reaction; primary alkyl bromides bearing a tertiary carbon center in the β -position reacted slowly (entries 2 and 6), whereas a secondary alkyl halide (2-iodo-

Table 1 Regioselective Direct Alkylation of 1*H*-Indole (**1a**) with Primary Alkyl Bromides **2a–j** (Scheme 1, Procedure 1a)

Entry ^a	Temp (°C)	Time (h)	Product	Yield ^b (%)
1	70	14	3aa	67 ^c
2	90	61	3ab	59 ^c
3	70	14	3ac	58 ^c
4	70	14	3ad	82
5	70	14	3ae	73
6	90	20	3af	65
7	70	14	3ag	72
8	70	14	3ah	56 ^c
9	70	19.5	3ai	65
10	70	14	3aj	66 ^c

^a Reaction conditions: indole **1** (1 mmol), primary alkyl bromide **2** (2 mmol), PdCl₂(MeCN)₂ (0.1 mmol), norbornene (2 mmol), K₂CO₃ (2 mmol), DMA + 0.5 M H₂O (5 mL), under argon.

^b Yield of isolated product.

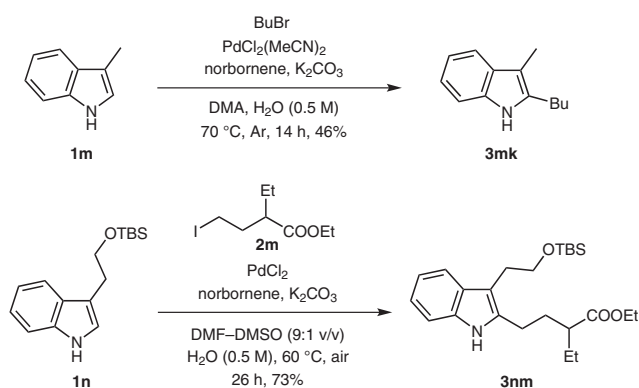
^c A minor amount of the 2,3-dialkyl-1*H*-indole was isolated as a byproduct.

dopropane) failed to react. The reaction of 1*H*-indole with ethyl 3-bromopropanoate failed to give the desired alkylation product as a result of elimination of hydrobromic acid under basic conditions to form ethyl acrylate. The use of an alkyl iodide instead of the corresponding alkyl bromide accelerated the reaction, but resulted in a considerable amount of the 2,3-dialkyl-1*H*-indole byproduct. Alkyl tosylates failed to react. Therefore, both reactivity and stability should be taken into account when choosing the alkyl coupling partners in this reaction.

1*H*-Indoles bearing electron-donating or electron-withdrawing substituents were superior substrates in this 2-alkylation reaction (Procedure 1, variant a).^{10a} Table 2 lists

some results obtained with 5-, 6-, and 7-substituted 1*H*-indoles **1b–k** and various primary alkyl bromides. Interestingly, electron-deficient 1*H*-indoles usually afforded better yields of the 2-alkylindole products than did electron-rich 1*H*-indoles (compare entries 1–4 with entries 5–11), but a weaker base, such as potassium bicarbonate or dipotassium hydrogen phosphate had to be used to prevent generation of undesired *N*-alkylindole byproducts. Halogen-substituted 1*H*-indoles were suitable substrates and successfully gave the corresponding halogen-substituted 2-alkyl-1*H*-indoles (for example, entries 4–8), allowing access to more-complex heterocyclic compounds through cross-coupling reactions.

The same procedure also permits the 2-alkylation of 3-substituted 1*H*-indole derivatives (Scheme 3).^{10b} The alkylation of 3-methyl-1*H*-indole (**1m**) with butyl bromide proceeded more slowly than the alkylation of 1*H*-indole and gave a moderate yield of the 2,3-dialkylated indole **3mk**. Therefore, an optimization study was conducted to improve this type of reaction, especially for more complex substrates. A modified procedure (Procedure 1, variant b) using alkyl iodide **2n** as the electrophile, palladium(II) chloride as the catalyst, and *N,N*-dimethylformamide–dimethyl sulfoxide as a solvent mixture in an atmosphere of air resulted in good conversion and a high yield in the 2-alkylation of tryptophol derivative **1n** (Scheme 3).



Scheme 3 Regioselective direct alkylation of 3-substituted 1*H*-indoles (Scheme 1, Procedure 1b)

Because of the structural similarity between indole and pyrrole, our palladium(II)/norbornene-cocatalyzed alkylation process can also be applied to pyrrole derivatives.¹¹ Interestingly, we found that the reaction worked properly only with electron-deficient pyrrole derivatives, and that it failed in the case of 1*H*-pyrrole itself and other electron-rich pyrroles. Given that the pyrrole nucleus is more electron rich and less acidic ($pK_a = 23$) than indole ($pK_a = 20.95$),¹² it is possible that electron-deficient pyrroles meet the electronic requirement of this reaction more closely. Alkyl 1*H*-pyrrole-2-carboxylates were found to be ideal substrates, and they underwent smooth 5-alkylation reactions with various primary alkyl bromides. In a slight departure from Procedure 1, these reactions were

Table 2 Regioselective Direct Alkylation of Substituted 1*H*-Indoles **1b–k** with Primary Alkyl Bromides **2** (Scheme 1, Procedure 1a)

Entry ^a	Base (equiv)	Time (h)	Product	Yield ^b (%)
1	K ₂ CO ₃ (2)	18	3bd	68
2	K ₂ CO ₃ (2)	14	3cg	62 ^c
3	K ₂ CO ₃ (2)	20	3dk	59 ^d
4	K ₂ CO ₃ (2)	14	3ee	76
5	KHCO ₃ (3)	15	3fk	74
6	KHCO ₃ (3)	14	3gk	85
7	KHCO ₃ (3)	38	3gl	56 ^e
8 ^f	KHCO ₃ (4)	14	3hk	65
9	KHCO ₃ (3)	14	3ij	87
10	KHCO ₃ (3)	14	3jg	86
11	K ₂ HPO ₄ (3)	17	3kk	90

^a Reaction conditions: indole **1** (1 mmol), primary alkyl bromide **2** (2 mmol), PdCl₂(MeCN)₂ (0.1 mmol), norbornene (2 mmol), base, DMA + 0.5 M H₂O (5 mL), 70 °C, under argon.

^b Yield of isolated product.

^c 23% of the indole substrate was recovered.

^d A minor amount of 2,3-dialkyl-1*H*-indole was isolated as a byproduct.

^e 24% of the indole substrate was recovered.

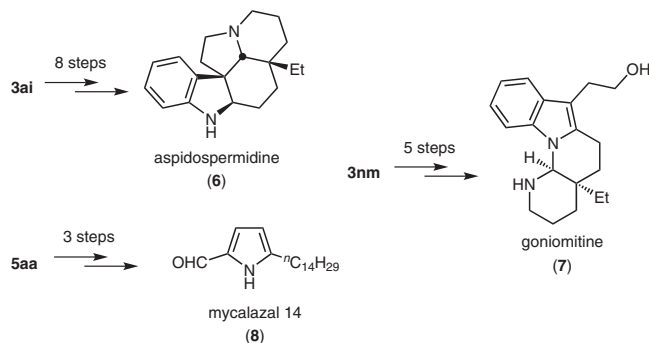
^f 4 equiv of BuBr were used.

conducted by using potassium bicarbonate as a mild base in dry *N,N*-dimethylacetamide at 90 °C under air (Procedure 2). Table 3 shows some typical examples of 5-alkyl-

ation reactions of pyrrole-2-carboxylates **4a–c**. The yields were generally good to excellent, and in all cases a single regioisomer was obtained. Although higher temperatures and longer reaction times were required for satisfactory conversion, this reaction, like the indole alkylation reaction, showed good tolerance to a range of functional groups. A limitation of this reaction is that it appears to be restricted to 1*H*-pyrrole-2-carboxylates as substrates; 2-cyano-, 2-(dimethylaminocarbonyl)-, 2-formyl-, and 2-acetyl-substituted 1*H*-pyrroles failed to give the desired products. Methyl 1*H*-pyrrole-3-carboxylate gave a mixture of 5-alkylation and 2,5-dialkylation products in low yield. Therefore, this procedure is best suited for the alkylation of alkyl 1*H*-pyrrole-2-carboxylates.

Procedure 2 can also be applied to a series of 2,3-disubstituted electron-deficient 1*H*-pyrroles **4d–i** (Table 4).¹¹ These substrates gave 5-alkylation products regioselectively, albeit in lower yields than pyrrole-2-carboxylates. Both alkoxy carbonyl and acyl groups can be used as electron-withdrawing substituents on either the C2- or the C3-position of pyrrole, although pyrrole carboxylates were found to be superior. A chlorinated pyrrole substrate **4i** underwent smooth alkylation to give the chloro-substituted alkylpyrrole **5iq** in high yield (entry 9). Because many methods have been reported for synthesizing 2,3-disubstituted electron-deficient pyrroles,¹³ a combination of these methods and the present 5-alkylation procedure provides regioselective access to a range of advanced functionalized pyrrole derivatives.

The utility of the alkylation method for constructing α -alkylated N-heterocycles was showcased by its successful application in total syntheses of the *Aspidosperma* alkaloids aspidospermidine (**6**) and goniomitine (**7**)^{10b} and the lipophilic pyrrole natural product mycalazal 14 (**8**).¹¹ In the syntheses of aspidospermidine and goniomitine, the indole alkylation protocol permitted an unprecedented synthetic strategy in which the creation of the indole C2-alkyl bonds served as key steps in building the core structures of the two natural products. The syntheses were completed via the key intermediates **3ai** and **3nm**, respectively. In the synthesis of mycalazal 14, reduction of the pyrrole 5-tetradecylation product **5aa** was carried out to afford the target molecule (Scheme 4).



Scheme 4 Natural products aspidospermidine (**6**), goniomitine (**7**), and mycalazal 14 (**8**) synthesized through regioselective direct α -alkylation of N-heterocycles

Table 3 Regioselective Direct Alkylation of Electron-Deficient 1*H*-Pyrroles **4a–c** with Primary Alkyl Bromides **2** (Scheme 1, Procedure 2)

Entry ^a	Time (h)	Product	Yield ^b (%)
1	22	5aa	86
2	22	5ba	84
3	22	5ac	71
4 ^c	22	5an	77
5	22	5cn	52
6	22	5ao	89
7 ^d	21	5ah	87
8	23	5ap	90
9	22	5bp	79
10	22	5ai	84
11	22	5ag	68
12	22	5aq	82
13	22	5bq	83

^a Reaction conditions: pyrrole **4** (1 mmol), primary alkyl bromide **2** (2 mmol), PdCl₂(MeCN)₂ (0.1 mmol), norbornene (2 mmol), KHCO₃ (3 mmol), DMA (1 mL), 90 °C, under air.

^b Yield of isolated product.

^c DMA (3 mL) was used as the solvent.

^d The reaction was conducted under 1 atm O₂ in a 9:1 v/v mixture of DMA and DMSO.

3 Summary

A straightforward and synthetically useful method for the regioselective α -alkylation of NH-indoles and pyrroles has been developed that uses a palladium(II)/norbornene cocatalytic system. The method provides a one-step transformation of easily available N-heterocycles and alkyl halides into structurally diverse alkylation products not

Table 4 Regioselective Direct Alkylation of 2,3-Disubstituted Electron-Deficient 1*H*-Pyrroles **4d**–**i** with Primary Alkyl Bromides **2** (Scheme 1, Procedure 2)

Entry ^a	Time (h)	Product	Yield ^b (%)
1 ^c	28	5dk 	62
2	23	5dp 	70
3	22	5ep 	69
4 ^d	23	5fk 	52
5	23	5fq 	71
6	23	5gk 	45
7	23	5gp 	47
8 ^{d,e}	22	5hk 	59
9 ^e	22	5iq 	91

^a Reaction conditions: pyrrole **4** (1 equiv), primary alkyl bromide **2** (2 equiv), PdCl₂(MeCN)₂ (0.1 equiv), norbornene (2 equiv), KHCO₃ (3 equiv), DMA (1 mL per mmol of pyrrole substrate **4**, *c* = 1 M), 90 °C, under air.

^b Yield based on recovered starting material.

^c BuBr (4 equiv) and KHCO₃ (5 equiv) were used.

^d *c* = 0.2 M.

^e K₂HPO₄ (3 equiv) as base.

readily available by conventional synthetic methods. The utility of this method was demonstrated by total syntheses of several indole- and pyrrole-based natural products.

Particulars of the reagents, substrates, and other chemicals that were used, together with analytical details, can be found in the appropriate references.^{10a,b,11}

Procedures

Typical procedures for the various substrate classes shown in the schemes and in the tables are described below. Procedure 1 is subdivided into two variants (1a and 1b) that require modification of the catalyst and the solvent.

Procedure 1a (Tables 1 and 2)^{10a}

A 50-mL Schlenk flask equipped with a magnetic stirring bar and a rubber septum was charged with 1*H*-indole substrate **1** (1.00 mmol), norbornene (188 mg, 2.00 mmol), the base [K₂CO₃ (276 mg, 2.00 mmol), KHCO₃ (300 mg, 3.00 mmol), or K₂HPO₄ (522 mg, 3.00 mmol) as indicated], and PdCl₂(MeCN)₂ (25.9 mg, 0.100 mmol). A 0.5 M solution of H₂O in DMA (5 mL) was added. The alkyl bromide **2** (2.00 mmol) was then added from a syringe, and the resulting mixture was degassed by three freeze–pump–thaw cycles with liquid nitrogen under high vacuum. The flask was then placed in an oil bath preheated to 70 °C or 90 °C, as indicated, and the mixture was stirred vigorously under balloon pressure of argon. Upon completion of the reaction (TLC), the mixture was cooled to r.t., diluted with Et₂O (30 mL), and filtered. The filtrate was concentrated in a rotary evaporator (60 °C water bath, 8–10 mbar) to remove the Et₂O and most of the DMA. The residue was purified directly by flash column chromatography [silica gel (dry loading)] to give the alkylation product **3**.

Analytical data for representative 2-alkyl-1*H*-indole products **3aa**, **3bd**, **3ee**, and **3ij** are provided below. Data for other products can be found in the appropriate reference.^{10a}

2-Tetradecyl-1*H*-indole (**3aa**)

White solid; yield: 213 mg (0.679 mmol, 67%); *R*_f = 0.64 (pentane–Et₂O, 9:1, UV); mp 58–60 °C.

IR (ATR): 3413, 2916, 2847, 1616, 1584, 1551, 1457, 1408, 1290, 1231 cm⁻¹.

¹H NMR (500 MHz, CDCl₃): δ = 0.88 (t, *J* = 7.0 Hz, 3 H), 1.23–1.34 (m, 20 H), 1.35–1.42 (m, 2 H), 1.71 (app quin, *J* ≈ 7.5 Hz, 2 H), 2.74 (t, *J* = 7.6 Hz, 2 H), 6.21 (br s, 1 H), 7.06 (app dt, *J* = 0.9, *J* ≈ 7.5 Hz, 1 H), 7.10 (app dt, *J* = 0.9, *J* ≈ 7.5 Hz, 1 H), 7.29 (d, *J* = 7.9 Hz, 1 H), 7.52 (d, *J* = 7.2 Hz, 1 H), 7.83 (br s, 1 H).

¹³C NMR (90.6 MHz, CDCl₃): δ = 14.3, 22.8, 28.5, 29.3, 29.49, 29.52, 29.6, 29.7, 29.81, 29.85, 32.1, 99.6, 110.4, 119.7, 119.9, 121.1, 129.0, 136.0, 140.2.

MS (EI, 70 eV): *m/z* (%) = 313 (45) [M⁺], 144 (45) [M – C₁₂H₂₅]⁺, 130 (100) [M – C₁₃H₂₇]⁺.

HRMS (EI, 70 eV): *m/z* [M⁺] calcd for C₂₂H₃₅N: 313.2764; found: 313.2759.

7-Methyl-2-{2-[*tert*-butyl(dimethyl)siloxy]ethyl}-1*H*-indole (**3bd**)

Pale-yellow oil; yield: 196 mg (0.677 mmol, 68%); *R*_f = 0.65 (pentane–Et₂O, 9:1, UV).

IR (ATR): 3437, 2954, 2927, 2856, 1614, 1559, 1496, 1461, 1329, 1254 cm⁻¹.

¹H NMR (500 MHz, CDCl₃): δ = 0.10 (s, 6 H), 0.97 (s, 9 H), 2.45 (s, 3 H), 2.98 (t, *J* = 5.6 Hz, 2 H), 3.94 (t, *J* = 5.6 Hz, 2 H), 6.22 (s, 1 H), 6.91 (d, *J* = 7.2 Hz, 1 H), 6.98 (app t, *J* ≈ 7.5 Hz, 1 H), 7.38 (d, *J* = 7.8 Hz, 1 H), 8.70 (br s, 1 H).

¹³C NMR (90.6 MHz, CDCl₃): δ = –5.3, 16.9, 18.3, 26.1, 31.2, 63.3, 100.3, 117.7, 119.68, 119.70, 121.7, 127.9, 135.7, 138.3.

MS (EI, 70 eV): *m/z* (%) = 289 (21) [M⁺], 232 (100) [M – C₄H₉]⁺, 158 (26) [M – TBSO]⁺, 109 (36).

HRMS (EI, 70 eV): *m/z* [M⁺] calcd for C₁₇H₂₇NOSi: 289.1856; found: 289.1856.

6-Chloro-2-[2-(tetrahydro-2H-pyran-2-yloxy)ethyl]-1H-indole (3ee)

Pale-yellow oil; yield: 212 mg (0.758 mmol, 76%); R_f = 0.29 (pentane–Et₂O, 2:1, UV).

IR (ATR): 3256, 2950, 2878, 1616, 1580, 1541, 1457, 1293, 1201 cm⁻¹.

¹H NMR (500 MHz, CDCl₃): δ = 1.53–1.68 (m, 4 H), 1.75–1.81 (m, 1 H), 1.83–1.89 (m, 1 H), 3.02 (app t, $J \approx 5.9$ Hz, 2 H), 3.48–3.53 (m, 1 H), 3.71 (app dt, $J = 9.6, J \approx 5.9$ Hz, 1 H), 3.81–3.85 (m, 1 H), 4.05 (dt, $J = 9.6, J \approx 5.9$ Hz, 1 H), 4.63 (dd, $J = 4.8, 2.8$ Hz, 1 H), 6.21–6.22 (m, 1 H), 7.02 (dd, $J = 8.4, 1.9$ Hz, 1 H), 7.26–7.29 (m, 1 H), 7.41 (d, $J = 8.4$ Hz, 1 H), 8.64 (br s, 1 H).

¹³C NMR (90.6 MHz, CDCl₃): δ = 20.1, 25.4, 28.7, 31.0, 63.0, 67.3, 99.7, 100.1, 110.6, 120.2, 120.7, 126.9, 127.1, 136.5, 138.8.

MS (EI, 70 eV): m/z (%) = 281 (11) [M⁺, ³⁷Cl], 279 (25) [M⁺, ³⁵Cl], 232 (6), 195 (73), 177 (31), 164 (100), 85 (61).

HRMS (EI, 70 eV): m/z [M⁺] calcd for C₁₅H₁₈³⁵ClNO₂: 279.1021; found: 279.1017.

Methyl 2-(5-Ethoxy-5-oxopentyl)-1H-indole-5-carboxylate (3ij)

White solid; yield: 266 mg (0.877 mmol, 87%); R_f = 0.30 (pentane–Et₂O, 9:1, UV); mp 91–92 °C.

IR (ATR): 3336, 2932, 2861, 1712, 1695, 1614, 1556, 1439, 1325, 1292, 1238 cm⁻¹.

¹H NMR (500 MHz, CDCl₃): δ = 1.25 (t, $J = 7.1$ Hz, 3 H), 1.69–1.80 (m, 4 H), 2.35 (t, $J = 7.0$ Hz, 2 H), 2.77 (t, $J = 7.0$ Hz, 2 H), 3.92 (s, 3 H), 4.13 (q, $J = 7.1$ Hz, 2 H), 6.31 (m, 1 H), 7.28 (d, $J = 8.5$ Hz, 1 H), 7.83 (dd, $J = 8.5, 1.7$ Hz, 1 H), 8.28 (m, 1 H), 8.52 (br s, 1 H).

¹³C NMR (90.6 MHz, CDCl₃): δ = 14.3, 24.5, 27.9, 28.5, 34.0, 51.9, 60.5, 100.9, 110.2, 121.7, 122.7, 122.8, 128.5, 138.8, 141.0, 168.6, 173.8.

MS (EI, 70 eV): m/z (%) = 303 (56) [M⁺], 257 (34), 201 (100), 188 (68), 170 (26), 129 (21).

HRMS (EI, 70 eV): m/z [M⁺] calcd for C₁₇H₂₁NO₄: 303.1465; found: 303.1456.

Ethyl (±)-4-[3-(2-{{tert-Butyl(dimethyl)silyl}oxy}ethyl)-1H-indol-2-yl]-2-ethylbutanoate (3nm); Procedure 1b (Scheme 3)^{10b}

A 250-mL round-bottom flask equipped with a magnetic stirring bar and a rubber septum was charged with indole **1n** (1.55 g, 5.63 mmol), norbornene (1.06 g, 11.3 mmol), K₂CO₃ (3.12 g, 22.6 mmol), alkyl iodide **2m** (6.11 g, 22.6 mmol), and PdCl₂ (100 mg, 0.564 mmol). Anhydrous DMF (25.3 mL), anhydrous DMSO (2.8 mL), and H₂O (269 mg, 14.9 mmol) were then added sequentially. The flask was placed in a preheated oil bath at 60 °C and the mixture was stirred under a balloon pressure of air for 26 h. The mixture was then cooled to r.t. and diluted with Et₂O (50 mL). H₂O was added to dissolve inorganic salts, and the resulting mixture was extracted with Et₂O (3 × 50 mL). The extracts were combined, washed with brine, dried (Na₂SO₄), filtered, and concentrated. The residue was purified by flash column chromatography [silica gel, pentane–Et₂O (15:1 to 5:1)] to give a pale-brown oil [yield: 1.71 g (73%); R_f = 0.49 (pentane–Et₂O, 2:1, UV)], together with recovered starting material **1n** (243 mg, 16% recovery).

IR (ATR): 3391, 2930, 2856, 1732, 1715, 1462, 1385, 1254, 1192 cm⁻¹.

¹H NMR (500 MHz, CDCl₃): δ = 0.02 (s, 6 H), 0.89 (t, $J = 7.4$ Hz, 3 H), 0.892 (s, 9 H), 1.29 (t, $J = 7.1$ Hz, 3 H), 1.46–1.54 (m, 1 H), 1.63–1.70 (m, 1 H), 1.75 (app ddt, $J = 12.9, 4.6$ Hz, $J \approx 8.2$ Hz, 1 H), 1.94–2.01 (m, 1 H), 2.33–2.38 (m, 1 H), 2.66 (app dt, $J = 14.9$ Hz, $J \approx 8.1$ Hz, 1 H), 2.79 (ddd, $J = 14.9, 8.6, 5.4$ Hz, 1 H), 2.88–2.97 (m, 2 H), 3.77 (t, $J = 7.8$ Hz, 2 H), 4.19 (q, $J = 7.1$ Hz, 2 H), 7.06 (app dt, $J = 1.1$ Hz, $J \approx 7.4$ Hz, 1 H), 7.11 (app dt, $J = 1.1$ Hz,

$J \approx 7.5$ Hz, 1 H), 7.28 (d, $J = 7.9$ Hz, 1 H), 7.51 (d, $J = 7.7$ Hz, 1 H), 8.16 (br s, 1 H).

¹³C NMR (90.6 MHz, CDCl₃): δ = -5.1, 11.9, 14.5, 18.6, 24.1, 25.8, 26.2, 28.4, 32.8, 46.9, 60.6, 64.0, 108.4, 110.6, 118.3, 119.2, 121.2, 128.8, 135.4, 135.5, 176.3.

MS (EI, 70 eV): m/z (%) = 417 (29) [M⁺], 360 (27) [M – C₄H₉]⁺, 314 (12), 272 (100) [M – CH₂OTBS]⁺, 240 (30), 198 (30).

HRMS (EI, 70 eV): m/z [M⁺] calcd for C₂₄H₃₉NO₃Si: 417.2694; found: 417.2691.

Procedure 2 (Tables 3 and 4)¹¹

A reaction tube (30 × 190 mm) equipped with a magnetic stirring bar and a rubber septum was charged with 1H-pyrrole substrate **4** (1.00 mmol), norbornene (188 mg, 2.00 mmol), KHCO₃ (300 mg, 3.00 mmol), PdCl₂(MeCN)₂ (25.9 mg, 0.100 mmol), and alkyl bromide **2** (2.00 mmol). Anhydrous DMA (1 mL) was added, and the tube was heated in an aluminum block at 90 °C under a balloon pressure of air. When the reaction was complete (TLC), the mixture was cooled to r.t., diluted with Et₂O (30 mL), and filtered. The filtrate was washed with H₂O (20 mL), and the organic phase was separated. The aqueous layer was extracted with Et₂O (2 × 20 mL). The organic layers were combined, washed with brine (40 mL), dried (Na₂SO₄), filtered, and concentrated. The crude product was purified by flash column chromatography (silica gel) to afford the alkylation product **5**.

Analytical data for representative pyrrole alkylation products **5ap**, **5fq**, and **5iq** are provided below. Data for other products can be found in the corresponding reference.¹¹

Ethyl 5-(4-Ethoxy-4-oxobutyl)-1H-pyrrole-2-carboxylate (5ap)

Pale-yellow solid; yield: 228 mg (0.900 mmol, 90%); R_f = 0.15 (pentane–Et₂O, 3:1, UV); mp 54–56 °C.

IR (ATR): 3224, 2978, 1719, 1683, 1201 cm⁻¹.

¹H NMR (500 MHz, CDCl₃): δ = 1.25 (t, $J = 7.1$ Hz, 3 H), 1.35 (t, $J = 7.1$ Hz, 3 H), 1.97 (app quin, $J \approx 7.4$ Hz, 2 H), 2.33 (t, $J = 7.3$ Hz, 2 H), 2.69 (t, $J = 7.5$ Hz, 2 H), 4.13 (q, $J = 7.1$ Hz, 2 H), 4.30 (q, $J = 7.1$ Hz, 2 H), 5.98 (app t, $J \approx 3.2$ Hz, 1 H), 6.83 (dd, $J = 3.7, 2.5$ Hz, 1 H), 9.44 (br s, 1 H).

¹³C NMR (90.6 MHz, CDCl₃): δ = 14.3, 14.6, 24.8, 27.1, 33.5, 60.2, 60.5, 108.5, 116.0, 121.7, 137.5, 161.5, 173.3.

MS (EI, 70 eV): m/z (%) = 253 (60) [M⁺], 207 (35), 165 (70), 152 (100), 106 (75).

HRMS (EI, 70 eV): m/z [M⁺] calcd for C₁₃H₁₉NO₄: 253.1309; found: 253.1305.

Ethyl 5-[2-(1,3-Dioxan-2-yl)ethyl]-2-methyl-1H-pyrrole-3-carboxylate (5fq)

Pale-purple oil; yield: 165 mg (0.617 mmol, 61%; 71% based on recovered pyrrole substrate **4f**); R_f = 0.20 (pentane–Et₂O, 1:2, UV).

IR (ATR): 3278, 2926, 1655, 1458, 1232 cm⁻¹.

¹H NMR (500 MHz, CDCl₃): δ = 1.32 (t, $J = 7.1$ Hz, 3 H), 1.34–1.38 (m, 1 H), 1.88 (dt, $J = 5.0, 7.4$ Hz, 2 H), 2.09 (app tq, $J = 5.0$ Hz, $J \approx 12.8$ Hz, 1 H), 2.47 (s, 3 H), 2.64 ($J = 7.4$ Hz, 2 H), 3.74–3.80 (m, 2 H), 4.12 (dd, $J = 11.7, 5.0$ Hz, 2 H), 4.24 (q, $J = 7.1$ Hz, 2 H), 4.57 (t, $J = 5.0$ Hz, 1 H), 6.21 (d, $J = 2.9$ Hz, 1 H), 8.69 (br s, 1 H).

¹³C NMR (90.6 MHz, CDCl₃): δ = 13.3, 14.6, 21.5, 25.8, 34.5, 59.3, 66.9, 101.5, 106.8, 111.4, 130.0, 134.4, 166.0.

MS (EI, 70 eV): m/z (%) = 267 (60) [M⁺], 222 (33), 205 (100), 166 (49), 131 (76).

HRMS (EI, 70 eV): m/z [M⁺] calcd for C₁₄H₂₁NO₄: 267.1465; found: 267.1463.

Ethyl 3-Chloro-5-[2-(1,3-dioxan-2-yl)ethyl]-1H-pyrrole-2-carboxylate (5iq)

White solid; yield: 257 mg (0.893 mmol, 91%); $R_f = 0.13$ (pentane–EtOAc 4:1, UV); mp 93–94 °C.

IR (ATR): 3276, 2969, 1673, 1491 cm^{-1} .

^1H NMR (500 MHz, CDCl_3): $\delta = 1.37$ (t, $J = 7.2$ Hz, 3 H), 1.37–1.40 (m, 1 H), 1.92 (app q, $J \approx 6.3$ Hz, 2 H), 2.06–2.16 (m, 1 H), 2.72 (t, $J = 7.0$ Hz, 2 H), 3.79 (app t, $J \approx 11.8$ Hz, 2 H), 4.16 (dd, $J = 11.6, 4.9$ Hz, 2 H), 4.34 (q, $J = 7.2$ Hz, 2 H), 4.59 (t, $J = 4.7$ Hz, 1 H), 5.96 (d, $J = 2.9$ Hz, 1 H), 9.62 (br s, 1 H).

^{13}C NMR (126 MHz, CDCl_3): $\delta = 14.6, 21.9, 25.8, 33.8, 60.5, 67.1, 101.0, 109.8, 117.0, 119.2, 136.6, 160.4$.

MS (EI, 70 eV): m/z (%) = 289 (30) [M^+ , ^{37}Cl], 287 (90) [M^+ , ^{35}Cl], 212 (85), 140 (100), 114 (70), 101 (89).

HRMS (EI, 70 eV): m/z [M^+] calcd for $\text{C}_{13}\text{H}_{18}^{35}\text{ClNO}_4$: 287.0919; found: 287.0918.

Acknowledgement

This project was supported by the *Deutsche Forschungsgemeinschaft* (Ba 1372/19-1). L.J. acknowledges the Alexander von Humboldt Foundation for a postdoctoral fellowship.

References

- (1) (a) Sundberg, R. J. *Indoles*; Academic Press: San Diego, **1996**. (b) Sundberg, R. J. In *Comprehensive Heterocyclic Chemistry II*; Vol. 2; Katritzky, A. R.; Rees, C. W.; Scriven, E. F. V., Eds.; Pergamon: Oxford, **1996**, 119. (c) Joule, J. A. In *Science of Synthesis, Thomas E. J.*; Vol. 10; Thieme: Stuttgart, **2000**, 361. (d) Gribble, G. W. *J. Chem. Soc., Perkin Trans. 1* **2000**, 1045. (e) Tois, J.; Franzén, R.; Koskinen, A. *Tetrahedron* **2003**, *59*, 5395. (f) d'Ischia, M.; Napolitano, A.; Pezzella, A. In *Comprehensive Heterocyclic Chemistry III*; Vol. 3; Katritzky, A. R.; Ramsden, C. A.; Scriven, E. F. V.; Taylor, R. J. K., Eds.; Elsevier: Amsterdam, **2008**, Chap. 1–4.
- (2) (a) Atta-ur-Rahman; Basha, A. *Indole Alkaloids*; Harwood Academic: Amsterdam, **1997**. (b) Gribble, G. W. In *Rodd's Chemistry of Carbon Compounds*, 2nd ed., Suppl. 2, Vol. IV; Sainsbury, M., Ed.; Elsevier: Amsterdam, **1997**, Chap. 9, 69. (c) Mal, D.; Shome, B.; Dinda, B. K. In *Heterocycles in Natural Product Synthesis*; Majumdar, K. C.; Chattopadhyay, S. K., Eds.; Wiley-VCH: Weinheim, **2011**, 187.
- (3) For reviews, see: (a) Cacchi, S.; Fabrizi, G. *Chem. Rev.* **2005**, *105*, 2873. (b) Seregin, I. V.; Gevorgyan, V. *Chem. Soc. Rev.* **2007**, *36*, 1173. (c) Joucla, L.; Djakovitch, L. *Adv. Synth. Catal.* **2009**, *351*, 673. (d) Bandini, M.; Eichholzer, A. *Angew. Chem. Int. Ed.* **2009**, *48*, 9608. (e) Beck, E. M.; Gaunt, M. J. *Top. Curr. Chem.* **2010**, *292*, 85. (f) Brogini, G.; Beccalli, E. M.; Fasana, A.; Gazzola, S. *Beilstein J. Org. Chem.* **2012**, *8*, 1730.
- (4) Joule, J. A.; Mills, K. *Heterocyclic Chemistry*, 5th ed.; Wiley: Chichester, **2010**, 373.
- (5) The direct C2 functionalization of indole can be achieved through C2-lithiation of *N*-protected indoles. For examples,

- see: (a) Shirley, D. A.; Roussel, P. A. *J. Am. Chem. Soc.* **1953**, *75*, 375. (b) Sundberg, R. J.; Russell, H. F. *J. Org. Chem.* **1973**, *38*, 3324. (c) Hasan, I.; Marinelli, E. R.; Lin, L. C.; Fowler, F. W.; Levy, A. B. *J. Org. Chem.* **1981**, *46*, 157. (d) Katritzky, A. R.; Akutagawa, K. *Tetrahedron Lett.* **1985**, *26*, 5935. (e) Gharpure, M.; Stoller, A.; Bellamy, F.; Firmau, G.; Snieckus, V. *Synthesis* **1991**, 1079. (f) Fukuda, T.; Mine, Y.; Iwao, M. *Tetrahedron* **2001**, *57*, 975. (g) De Simone, F.; Gertsch, J.; Waser, J. *Angew. Chem. Int. Ed.* **2010**, *49*, 5767.
- (6) (a) Nakao, Y.; Kashiwara, N.; Kanyiva, K. S.; Hiyama, T. *Angew. Chem. Int. Ed.* **2010**, *49*, 4451. (b) Nagib, D. A.; MacMillan, D. W. C. *Nature (London)* **2011**, *480*, 224. (c) Lee, D.-H.; Kwon, K.-H.; Yi, C. S. *Science (Washington D. C.)* **2011**, *333*, 1613. (d) Ding, Z.; Yoshikai, N. *Beilstein J. Org. Chem.* **2012**, *8*, 1536. (e) Pan, S.; Ryu, N.; Shibata, T. *J. Am. Chem. Soc.* **2012**, *134*, 17474.
 - (7) (a) Skell, P. S.; Bean, G. P. *J. Am. Chem. Soc.* **1962**, *84*, 4655. (b) Griffin, C. E.; Obrycki, R. *J. Org. Chem.* **1964**, *29*, 3090. (c) Castro, A. J.; Deck, J. F.; Ling, N. C.; Marsh, J. P. Jr.; Means, G. E. *J. Org. Chem.* **1965**, *30*, 344. (d) Bean, G. P. *J. Org. Chem.* **1967**, *32*, 228. (e) Papadopoulos, E. P.; Tabeto, K. I. Y. *J. Org. Chem.* **1968**, *33*, 1299. (f) Reinecke, M. G.; Sebastian, J. F.; Johnson, H. W. Jr.; Pyun, C. *J. Org. Chem.* **1972**, *37*, 3066. (g) Wang, N.-C.; Teo, K.-E.; Anderson, H. J. *Can. J. Chem.* **1977**, *55*, 4112.
 - (8) For selected recent examples of direct alkylation of pyrroles, see: (a) Guerrero, M. A.; Miranda, L. D. *Tetrahedron Lett.* **2006**, *47*, 2517. (b) Guadarrama-Morales, O.; Méndez, F.; Miranda, L. D. *Tetrahedron Lett.* **2007**, *48*, 4515. (c) Trost, B. M.; Müller, C. *J. Am. Chem. Soc.* **2008**, *130*, 2438. (d) Sheng, Y.-F.; Gu, Q.; Zhang, A.-J.; You, S.-L. *J. Org. Chem.* **2009**, *74*, 6899. (e) Zaitsev, A. B.; Gruber, S.; Plüss, P. A.; Pregosin, P. S.; Veiros, L. F.; Wörle, M. *J. Am. Chem. Soc.* **2008**, *130*, 11604. (f) Liu, Y.; Cao, Z.; Du, H. *J. Org. Chem.* **2012**, *77*, 4479. (g) Jorapur, Y. R.; Lee, C.-H.; Chi, D. Y. *Org. Lett.* **2005**, *7*, 1231. (h) Jorapur, Y. R.; Chi, D. Y. *Bull. Korean Chem. Soc.* **2011**, *32*, 3130.
 - (9) For reviews, see: (a) Catellani, M. *Synlett* **2003**, 298. (b) Catellani, M. *Top. Organomet. Chem.* **2005**, *14*, 21. (c) Catellani, M.; Motti, E.; Della Ca', N. *Acc. Chem. Res.* **2008**, *41*, 1512. (d) Martins, A.; Mariampillai, B.; Lautens, M. *Top. Curr. Chem.* **2010**, *292*, 1.
 - (10) (a) Jiao, L.; Bach, T. *J. Am. Chem. Soc.* **2011**, *133*, 12990. (b) Jiao, L.; Herdtweck, E.; Bach, T. *J. Am. Chem. Soc.* **2012**, *134*, 14563.
 - (11) Jiao, L.; Bach, T. *Angew. Chem. Int. Ed.* **2013**, *52*, 6080.
 - (12) Bordwell, F. G. *Acc. Chem. Res.* **1988**, *21*, 456.
 - (13) For selected examples, see: (a) Cambie, R. C.; Moratti, S. C.; Rutledge, P. S.; Woodgate, P. D. *Synth. Commun.* **1990**, *20*, 1923. (b) Rolfs, A.; Liebscher, J. *Angew. Chem. Int. Ed. Engl.* **1993**, *32*, 712. (c) Hwang, S. H.; Kurth, M. J. *Tetrahedron Lett.* **2002**, *43*, 53. (d) Bellur, E.; Langer, P. *Tetrahedron Lett.* **2006**, *47*, 2151. (e) Lygin, A. V.; Larionov, O. V.; Korotkov, V. S.; de Meijere, A. *Chem. Eur. J.* **2009**, *15*, 227. (f) Bellur, E.; Yawer, M. A.; Hussain, I.; Riahi, A.; Fatunsin, O.; Fischer, C.; Langer, P. *Synthesis* **2009**, 227. (g) Hekmatshoar, R.; Sadjadi, S.; Sadjadi, S.; Heravi, M. M.; Beheshtiha, Y. S.; Bamoharram, F. F. *Synth. Commun.* **2010**, *40*, 1708.