

Relativistic analytical wave functions and scattering factors for neutral atoms beyond Kr and for all chemically important ions up to I^-

Piero Macchi^{a*} and Philip Coppens^b

^a Dipartimento di Chimica Strutturale e Stereochimica Inorganica, Università degli Studi di Milano, via Venezian 21, 20133 Milano, Italy, and ^bDepartment of Chemistry, State University of New York at Buffalo, Buffalo, NY 14260-3000, USA. Correspondence e-mail: piero@csmtbo.mi.cnr.it

Relativistic wave functions for elements with $Z = 37$ – 54 [Su & Coppens (1998), *Acta Cryst.* **A54**, 646–652] have been fitted with a linear combination of Slater-type functions as defined by Bunge, Barrientos & Bunge [*At. Data Nucl. Data Tables* (1993), **53**, 113–162], for use in charge-density analysis and other applications. In addition, numerical relativistic wave functions have been calculated for all chemically relevant ions up to $Z = 54$, and corresponding analytical expressions have been derived. X-ray scattering factors calculated from the numerical wave functions are parameterized [in the $\sin(\theta)/\lambda$ ranges 0.0–2.0, 2.0–4.0 and 4.0–6.0 \AA^{-1}] with six Gaussian functions, using the same method applied previously by Su & Coppens [*Acta Cryst.* (1997), **A53**, 749–762].

© 2001 International Union of Crystallography
Printed in Great Britain – all rights reserved

1. Introduction

Analytical expressions for atomic wave functions are widely used in X-ray charge-density analysis to evaluate the charge density and to calculate the electrostatic properties from models fitted to the X-ray intensities (Coppens, 1997). The well known functions by Clementi & Roetti (1974) have been commonly employed for this purpose and have similarly been applied in many other theoretical applications. However, with the increased accuracy of experimental charge densities due to recent technical developments, there is a need for more accurate analytical functions, especially for heavier atoms.

Analytical wave functions including relativistic effects have been determined for neutral ground-state atoms up to $Z = 36$ (Su & Coppens, 1998) by fitting a linear combination of Slater-type functions (from Bunge *et al.*, 1993) to the numerical solutions at multiconfiguration Dirac–Fock level, obtained with the program *GRASP92* (Parpia *et al.*, 1996).

We describe here an extension of this work to neutral atoms of the fifth period (Rb–Xe) using the same procedure, based on a non-linear least-squares fitting program [*L-BFGS-B*, Zhu *et al.* (1994)]. For the neutral atoms, the relativistic wave functions already calculated by Su & Coppens (1997) were used. In addition, numerical relativistic wave functions have been calculated for all chemically relevant ions up to $Z = 54$ and corresponding analytical expressions have been derived.

The X-ray scattering factors for the ions, calculated from the numerical wave functions, are parameterized [in the $\sin(\theta)/\lambda$ ranges 0.0–2.0, 2.0–4.0 and 4.0–6.0 \AA^{-1}] with six Gaussian functions, using the same method previously adopted for neutral atoms (Su & Coppens, 1997). For the heavier ions, only the first range is included, as the higher-

order scattering factors are almost identical to those of the neutral configurations.

2. Computational details

The program package *GRASP92* (Parpia *et al.*, 1996) was used to calculate multiconfigurational relativistic wave functions for chemically relevant ions, from Li^+ up to I^- . All the configurations reported in *International Tables for Crystallography* (Maslen *et al.*, 1992) were computed, with the exception of Mo^{5+} , for which convergence could not be achieved. The calculated energies are reported in the supporting material.¹

For anions, there are well known problems in performing the calculations owing to the inherent lack of convergence. Wang *et al.* (1996) computed only those anions that are stable at the Dirac–Fock level of treatment (namely, the halides and O^-). On the other hand, Rez *et al.* (1994) adopted the procedure suggested by Watson (1958), *i.e.* surrounding the anion by a sphere of positive charges for stabilization. Consequently, the scattering factors reported in the literature differ significantly. Our calculations were performed for O^- and the halides, without applying Watson's (1958) method. Accordingly, the results are quite similar to those reported by Wang *et al.* (1996) and exclude the ions that are not stable in isolation.

¹Supplementary data for this paper, including calculated energies and maximum and mean deviations for each fit, are available from the IUCr electronic archives (Reference: AU0256). Services for accessing these data are given at the back of the journal.

For cations with large charges (M^{n+}), false convergence was sometimes encountered. To avoid this problem, an initial guess was taken from the wave function converged for either $M^{(n-1)+}$ or the nearest isoelectronic cation in the Periodic Table.

As for the ground-state neutral atoms, multiconfiguration calculations were necessary for all the open-shell ions, for which several relativistic configuration state functions (CSF) were used. In the self-consistent field (SCF) procedure, we adopted the optimal level (OL) model, which is known to give more accurate results than the extended average level (EAL).

The radial functions of each relativistic subshell contain a major, $P(r)$, and a minor, $Q(r)$, component, which are evaluated at selected exponential grid points (typically less than

400). The radial density of a given shell A can be easily computed as

$$R_A(r) = [P_A^2(r) + Q_A^2(r)]. \quad (1)$$

In relativistic atomic structure theory, subshells nl with $l \neq 0$ are split: np is split into $np_{3/2}$ and $np_{1/2}$; while nd is split into $nd_{5/2}$ and $nd_{3/2}$. The radial density for the corresponding non-relativistic electron shell can be obtained by averaging the two relativistic radial densities (which are slightly different) using weights proportional to their generalized occupancies. The radial density of each orbital was then fitted by varying the coefficients and exponents of the analytical expressions for neutral atoms by Bunge *et al.* (1993). Other high-quality non-relativistic wave functions have been reported more recently [see for example Koga *et al.* (1999)], but for consistency we used the same functions previously adopted for the neutral atoms up to Kr (Su & Coppens, 1998). The Fortran routine *L-BFGS-B* (Zhu *et al.*, 1994) was used for the least-squares procedure. For each atomic orbital φ , the function χ^2 was minimized:

$$\chi^2 = \sum_{i=1}^{npts} w(r_i) \left(R(r_i) - r_i^2 \left\{ \sum_{j=1}^m [(2n_j)!]^{-1/2} (2\zeta_j)^{n_j+1/2} c_j r_i^{n_j-1} \times \exp(-\zeta_j r_i) \right\} \right)^2. \quad (2)$$

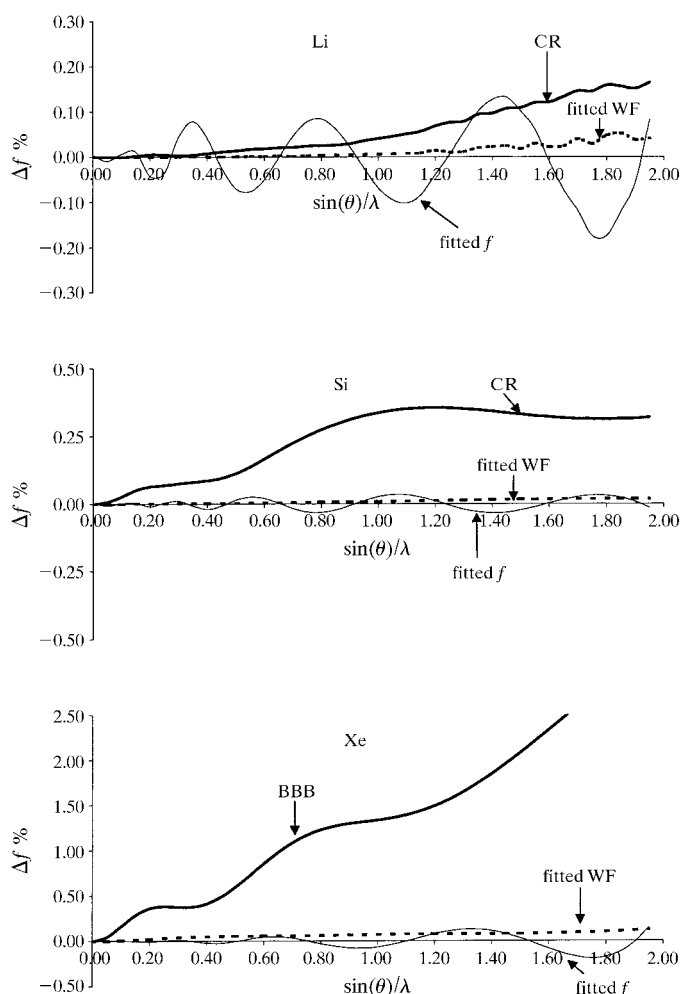


Figure 1
 $\Delta f\%$ for neutral ground-state Li, Si and Xe, as a function of $\sin(\theta)/\lambda$ (\AA^{-1}). The reference f is obtained with equation (4) from the numerical Dirac–Fock solution. The ‘CR’ curve is computed with f^\dagger calculated for the Clementi & Roetti (1974) wave function [for Xe, the non-relativistic wave function is taken from Bunge *et al.* (1993), ‘BBB’]; ‘fitted WF’ refers to f^\dagger calculated from Bunge *et al.* (1993) wave function after applying the fitting procedure (2) to the density of the relativistic numerical solution [Su & Coppens (1998) for Li and Si; this work for Xe]; ‘fitted f ’ refers to the six-term Gaussian expansion (5) of the relativistic numerical scattering factor (Su & Coppens, 1998).

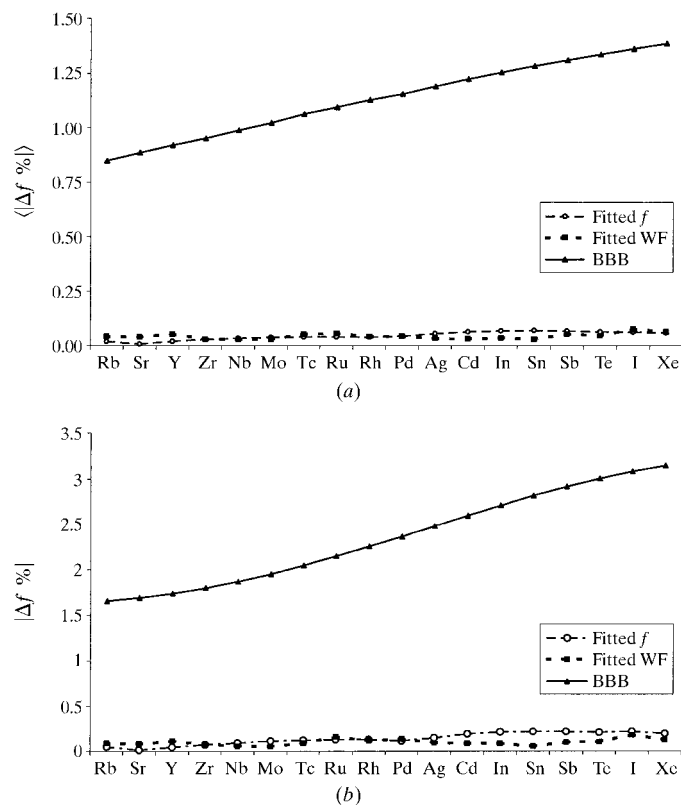


Figure 2
 Average (a) and largest (b) absolute $\Delta f\%$ for neutral atoms of the fifth row. ‘BBB’, ‘fitted WF’ and ‘fitted f ’ have the same meaning as in Fig. 1. The ‘fitted WF’ results come from this work, ‘fitted f ’ from Su & Coppens (1997).

Table 1
Parameters of the six Gaussian expansion for ionic scattering factors (0–2.0 Å⁻¹ range).

Atom	a_1 b_1	a_2 b_2	a_3 b_3	a_4 b_4	a_5 b_5	a_6 b_6
Li ⁺	0.79375	0.54736	0.46161	0.13918	0.05800	0.00010
Be ²⁺	2.88678	1.16905	6.18250	0.31715	12.60983	28.15927
C _{val}	0.82577	0.73691	0.23557	0.20135	0.00034	0.00010
O ⁻	2.04212	0.80252	4.60157	0.21162	43.68258	103.45510
F ⁻	2.03492	1.64286	0.68060	0.67022	0.51650	0.45488
Na ⁺	25.99675	11.77809	0.51013	0.97866	0.16915	57.91874
Mg ²⁺	3.56378	2.14950	1.52760	1.47980	0.27065	0.00010
Al ³⁺	14.10561	5.60491	0.32801	46.88862	0.00980	10.98084
Si _{val}	3.22684	2.47111	1.59839	1.28490	1.11335	0.30182
Si ⁴⁺	4.95997	14.45952	0.17267	11.39653	43.30817	0.96703
Cl ⁻	3.69529	3.30459	1.68333	0.69149	0.62431	0.00088
K ⁺	3.24183	7.07179	0.12279	15.45334	1.43664	35.26383
Ca ²⁺	4.30385	2.58390	1.71397	1.39368	0.00470	0.00010
Sc ³⁺	4.02045	1.85304	0.10693	8.78523	58.58712	125.50050
Ti ²⁺	4.19367	3.00032	1.71590	1.08840	0.00167	0.00010
Ti ³⁺	3.37134	1.58637	0.09158	6.99679	45.26456	113.97270
Ti ⁴⁺	5.49488	3.33770	2.38765	1.59864	1.17986	0.00010
V ²⁺	2.60802	37.46289	1.09647	0.06439	80.52337	56.27056
V ³⁺	3.98392	3.53675	1.72808	0.75103	0.00013	0.00010
V ⁵⁺	2.94648	1.39488	0.08069	5.91604	56.23176	79.76580
Cr ²⁺	7.13932	6.34213	2.29801	1.97826	0.22854	0.00983
Cr ³⁺	1.18073	19.52901	61.04850	0.08057	23.18225	0.09759
Mn ²⁺	8.00372	7.44077	1.42217	1.13491	0.00010	0.00010
Mn ³⁺	12.70476	0.77473	0.00010	32.44270	199.99900	82.98298
Mn ⁴⁺	8.66803	7.39747	1.38325	0.55348	0.00010	0.00010
Fe ²⁺	10.62955	0.66306	0.00010	30.98476	199.99880	82.97898
Fe ³⁺	9.01395	7.36477	1.32160	0.30179	0.00010	0.00010
Co ²⁺	8.86658	0.56771	0.00010	29.98133	137.40030	53.69811
Co ³⁺	9.67607	7.35874	1.66775	1.29681	0.00010	0.00010
Ni ²⁺	7.92858	0.50388	23.88214	0.00010	92.10388	145.58810
Ni ³⁺	9.56376	7.35320	1.26997	0.81496	0.00010	0.00010
Cu ⁺	7.72729	0.49604	0.00010	22.37931	92.10560	145.58920
Cu ²⁺	9.22395	7.35117	1.23367	0.19305	0.00010	0.00010
Zn ²⁺	7.44634	0.48595	0.00010	28.20512	92.10930	145.59010
Ga ³⁺	10.14209	7.35015	2.25361	1.23887	0.01533	0.00010
	6.90615	0.44224	20.14575	0.00010	120.21700	55.09812
	10.05723	7.34875	1.38759	1.20752	0.00010	0.00010
	6.75290	0.43509	18.25122	0.00010	120.22150	55.11062
	9.37695	7.36389	1.11621	0.14450	0.00010	0.00010
	6.31625	0.41568	0.00010	25.36044	199.99870	82.97847
	10.54130	4.41457	2.93436	2.87024	1.17229	0.06743
	6.04009	0.38967	0.38966	16.94938	0.00010	59.98400
	10.45597	4.43683	2.92505	2.06149	1.11981	0.00120
	5.90641	0.38863	0.37041	15.34221	0.00010	59.68271
	10.86580	7.35401	3.49267	1.09987	0.18537	0.00249
	5.30450	0.34487	14.15718	0.00010	38.60730	100.13560
	11.04414	4.43611	4.06737	2.44502	0.00559	0.00189
	5.32462	0.15971	0.47488	13.90108	100.14020	38.59723
	10.80739	7.37819	1.80548	1.00948	0.00010	0.00010
	5.12031	0.33181	12.46589	0.00010	100.14660	38.60185
	11.32394	7.35828	4.08542	1.03934	0.19438	0.00010
	4.71611	0.30793	12.87900	0.00024	43.73118	103.91920
	11.27641	7.37595	3.32058	0.98461	0.04263	0.00010
	4.63894	0.30169	11.63908	0.00010	44.10289	103.92070
	11.59539	7.37601	4.75131	0.95818	0.31843	0.00010
	4.18474	0.27510	11.19206	0.00010	36.27509	93.95933
	11.58135	7.38964	4.01201	0.91419	0.10353	0.00010
	4.13155	0.27012	10.32693	0.00010	35.20369	93.95908
	11.83838	5.16446	4.59215	3.72826	0.67719	0.00010
	3.76040	9.57707	0.31557	0.11646	25.17286	96.76703
	12.08932	7.37051	4.53328	0.89389	0.11440	0.00010
	3.73486	0.24588	9.52524	0.00100	36.54998	96.77110
	11.74994	6.77249	6.21229	1.75552	1.47560	0.03461
	3.34714	0.23831	8.32820	23.58346	0.04331	98.01738
	11.83187	5.78192	5.77531	2.46041	1.14698	0.00353
	3.33965	0.25530	8.03031	0.08201	19.99327	98.02090
	12.49609	7.88148	4.99190	2.05602	0.57505	0.00010
	3.52509	0.16619	9.20541	1.71372	24.20427	82.21923
	10.80193	7.89470	5.30620	3.91136	0.08693	0.00010
	3.67800	0.15468	2.08510	9.11568	34.76155	99.34953

Table 1 (continued)

Atom	a_1 b_1	a_2 b_2	a_3 b_3	a_4 b_4	a_5 b_5	a_6 b_6
Ge ⁴⁺	8.64238 3.75852	8.44015 2.14595	7.88210 0.14366	2.99985 8.16207	0.03590 30.93576	0.00010 72.31449
Br ⁻	14.72809 1.87781	7.73340 0.11285	4.08153 23.45650	3.89920 3.65207	2.84995 21.50646	2.70412 68.50430
Rb ⁺	17.72736 1.68258	7.70846 0.09962	6.22707 13.34713	4.23320 25.64859	0.10456 76.90928	0.00010 199.99860
Sr ²⁺	13.56253 1.52639	9.15282 13.37893	7.57461 0.09009	4.23621 1.50827	1.47524 28.97999	0.00010 162.86130
Y ³⁺	17.83594 1.37290	10.00061 11.94201	7.34299 0.07979	0.76995 27.59179	0.05161 0.08311	0.00010 137.72530
Zr ⁴⁺	17.88797 1.24006	10.57832 10.60035	7.18725 0.06944	0.34750 29.00543	0.00010 131.45550	0.00010 1.67829
Nb ³⁺	17.94269 1.13911	11.64938 10.82291	7.03542 0.06147	1.17571 34.40293	0.20353 1.15832	0.00010 134.27490
Nb ⁵⁺	17.35713 1.13181	10.99074 9.52278	7.04050 0.06199	0.57079 1.11378	0.04542 134.27980	0.00010 38.40765
Mo ³⁺	16.70847 1.02628	11.98967 9.86398	6.70451 0.04848	1.98553 26.23584	1.61267 1.02613	0.00010 83.38388
Mo ⁶⁺	16.84671 1.01489	11.18317 8.31776	6.67150 0.04772	1.21668 1.01511	0.08306 36.37142	0.00010 83.39908
Ru ³⁺	16.20121 0.83651	13.68489 8.66621	5.92693 0.02083	2.62037 0.83653	2.56751 22.32915	0.00010 67.41669
Ru ⁴⁺	15.97671 0.83452	13.58921 8.38679	5.91839 0.02066	2.79182 0.83387	1.72564 21.20783	0.00010 67.42265
Rh ³⁺	14.55243 8.09600	14.36520 0.75250	5.43109 0.00422	3.60085 0.75381	2.86567 21.00325	1.18601 0.75895
Rh ⁴⁺	14.57165 7.90759	14.10996 0.75012	5.40851 0.00354	3.65768 0.75338	1.90013 19.97214	1.35484 0.75124
Pd ²⁺	19.27390 0.69511	15.67787 7.84482	5.26036 0.00010	3.78685 22.21775	0.00010 60.82368	0.00010 1.12994
Pd ⁴⁺	19.16608 0.69220	15.58248 7.50980	5.24991 0.00010	1.97949 19.35021	0.02452 0.69139	0.00010 60.83056
Ag ⁺	19.29333 0.64534	16.76786 7.54710	5.18419 0.00010	4.69146 23.16034	0.06334 100.32570	0.00010 2.35114
Ag ²⁺	19.26038 0.64383	16.76118 7.44215	5.17728 0.00010	3.80102 21.24567	0.00010 100.31430	0.00010 2.43992
Cd ²⁺	19.24328 0.59548	17.81622 7.03822	5.07556 0.00010	3.86538 20.12238	0.00010 87.60555	0.00010 31.88584
In ³⁺	19.15099 0.55860	19.02664 6.79490	5.11556 0.00370	1.72846 25.60539	1.00259 8.23095	0.00010 93.69624
Sn ²⁺	19.14517 5.86776	19.11002 0.50516	4.80720 0.00010	4.48861 24.33452	0.25075 87.00222	0.20103 31.41846
Sn ⁴⁺	19.71431 6.04052	19.14550 0.50506	4.79767 0.00010	2.34645 16.17828	0.00010 87.05909	0.00010 31.49791
Sb ³⁺	19.06093 0.46390	12.90928 5.35884	6.64901 5.35853	4.63278 0.00010	4.60732 21.75129	0.14140 70.66362
Sb ⁵⁺	19.55274 5.57560	19.11016 0.46433	4.62585 0.00010	1.75378 15.08594	0.96170 5.57571	0.00010 70.66860
I ⁻	18.97534 0.38165	15.68841 4.33217	6.74714 26.51128	4.42194 4.35007	4.08431 0.00013	4.06854 70.73529

$w(r)$ is a weighting function; c_j and ζ_j are the coefficient and exponent (variable parameters) of the basis function j in the expansion of orbital φ_A ; n_j is the principal quantum number of the basis function j (it is kept fixed); r_i are the gridpoints where the numerical wave function is evaluated. As in the preceding work, we used $w(r) = 1.0$ for all orbitals, with few exceptions (applied for $r < 0.5$ a.u.): (a) for $1s$ orbitals of the fourth period ions $w(r) = 1.0 \times 10^{-3}$; (b) for $1s$ orbitals of the fifth period atoms and ions, $w(r) = 1.0 \times 10^{-5}$; (c) for $2s$ and $2p$ orbitals of the fifth period atoms and ions, $w(r) = 1.0 \times 10^{-3}$.

Note that the least-squares fittings produce wave functions that no longer have the same basis exponents for all the

orbitals of a given l type. For example, in the energy-minimized wave functions (Clementi & Roetti, 1974; Bunge *et al.*, 1993), all the s orbitals of an atomic configuration are expanded in terms of the same m functions; thus, $1s$, $2s$ *etc.* differ only for the c_j coefficients of the expansion. Instead, in the wave functions based on least-squares minimization of the error function (2), $1s$, $2s$ *etc.* differ for the c_j coefficients as well as (slightly) for the ζ_j exponents of the basis functions. The principal quantum numbers n_j and the total number of basis functions m are the same for all the orbitals of a given l type and are identical to the values of the starting data set (Bunge *et al.*, 1993). However, four ions required a change in one of

the basis functions in order to improve the fitting: (a) O^- and F^- : for the outermost function of the $2p$ orbital, we set $n_j = 3$ instead of $n_j = 2$; (b) Co^{2+} and Co^{3+} : for the eighth function of the $1s$ orbitals, we set $n_j = 3$ instead of $n_j = 4$.

The converged wave functions are slightly unnormalized (typically by less than 0.05%). Therefore, a rescaling of the c_j 's was necessary in order to have perfectly normalized functions. In Figs. 1–6, the scattering factors calculated from these wave functions are labeled 'fitted WF'.

A parameterization of the relativistic scattering factors from the numerical solution was also performed for all the ions considered, applying the method proposed by Su & Coppens (1997). For each ion, the numerical radial wave function was first converted into the corresponding electron density

$$\rho(r) = (4\pi r^2)^{-1} \sum_A N_A [P_A^2(r) + Q_A^2(r)]. \quad (3)$$

N_A is the generalized occupation of the relativistic shell A , as determined from the multiconfiguration calculation. Then, the scattering factor was computed, evaluating numerically

$$f(\sin \theta/\lambda) = \int_0^\infty 4\pi r^2 \rho(r) [\sin(4\pi r \sin \theta/\lambda)/4\pi r \sin \theta/\lambda] dr. \quad (4)$$

Finally, a non-linear least-squares fit to the six Gaussian expansion [equation (5)] was performed:

$$f(\sin \theta/\lambda) = \int_{i=1}^6 a_i \exp[-b_i(\sin \theta/\lambda)^2]. \quad (5)$$

The starting a_i and b_i coefficients were those refined for neutral configurations (Su & Coppens, 1997). The optimization was performed using a modified routine of the non-linear optimization program *L-BFGS-B* (Zhu *et al.*, 1994). In the range $0.0 < \sin(\theta)/\lambda < 2.0 \text{ \AA}^{-1}$, all ions were fitted. In the ranges 2.0 – 4.0 and 4.0 – 6.0 \AA^{-1} , the parameterization was necessary only for M^+ , M^{2+} and X^- of the second period, M^{3+} and M^{4+} of the third and fourth periods, M^{5+} and M^{6+} of the fourth and fifth periods. In fact, the remaining ions have high-order scattering factors not significantly different from those of the corresponding neutral configurations (Su & Coppens, 1997).

The parameters of the six Gaussian expansion are reported in Table 1, while maximum and mean deviations for each fit have been deposited as supporting material.² In Figs. 1–6, scattering factors computed with the six Gaussian expansion coefficients are labeled 'fitted f '.

3. Discussion

As is well known, relativistic effects are particularly significant as the atomic number increases.

For each atom or ion, taking as reference the scattering factor f obtained from (4), the function

$$\Delta f\% = [(f - f^\dagger)/f] \times 100 \quad (6)$$

² See deposition footnote

was evaluated with f^\dagger computed from a non-relativistic wave function, from the wave function fitted with (2) and from the six Gaussian function expansion (5).

Fig. 1 shows the Δf values for Li, Si and Xe. It is clear that the atomic scattering factor of ground-state Li from a non-relativistic wave function (Clementi & Roetti, 1974) does not contain substantial errors [$\Delta f\% < 0.2$ within the range $0.0 < \sin(\theta)/\lambda < 2.0 \text{ \AA}^{-1}$]. The two analytical expressions of the relativistic f ('fitted f ' and 'fitted WF') produce minor improvements. The effects are more significant for a third-row atom such as Si, and they eventually become very important for subsequent periods (see Xe, which is the heaviest atom considered in this work). As illustrated in Fig. 2, the scattering factors of fifth-row neutral atoms, as calculated from non-relativistic wave functions, have within the range $0.0 < \sin(\theta)/\lambda < 2.0 \text{ \AA}^{-1}$ average errors larger than 1.0% and maximum errors up to 3.0%. The analytical expressions for the relativistic f differ from the numerical solution by less than 0.2%.

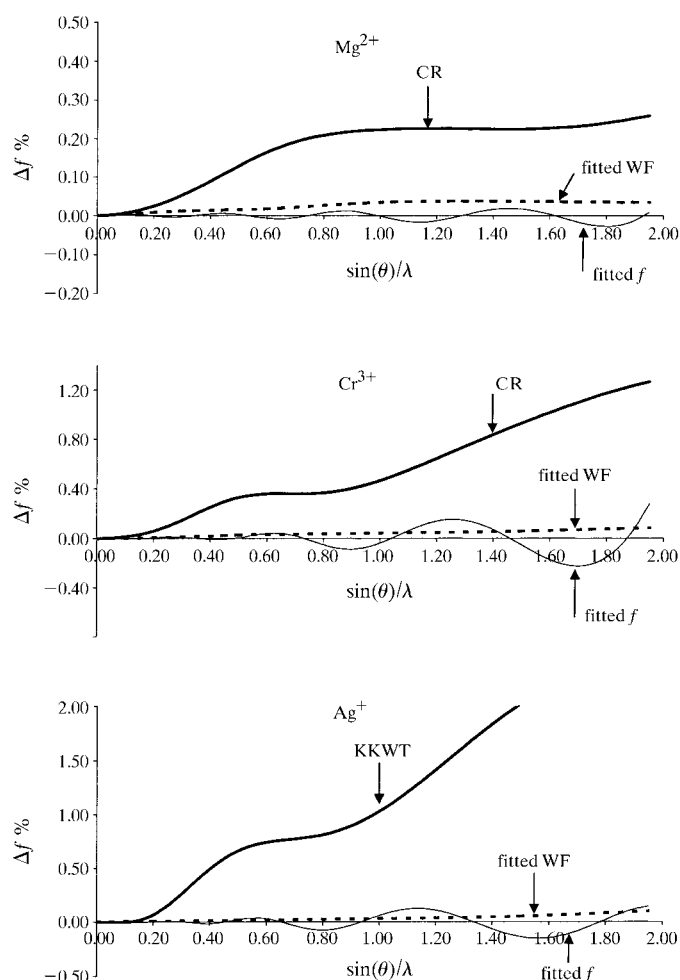


Figure 3 $\Delta f\%$ for Mg^{2+} , Cr^{3+} and Ag^+ as a function of $\sin(\theta)/\lambda$ (\AA^{-1}). 'CR', 'fitted WF' and 'fitted f ' have the same meaning as in Fig. 1; for Ag^+ , the non-relativistic wave function was taken from Koga *et al.* (1999) and labelled 'KKWT'. Both analytical expressions of relativistic f come from this work.

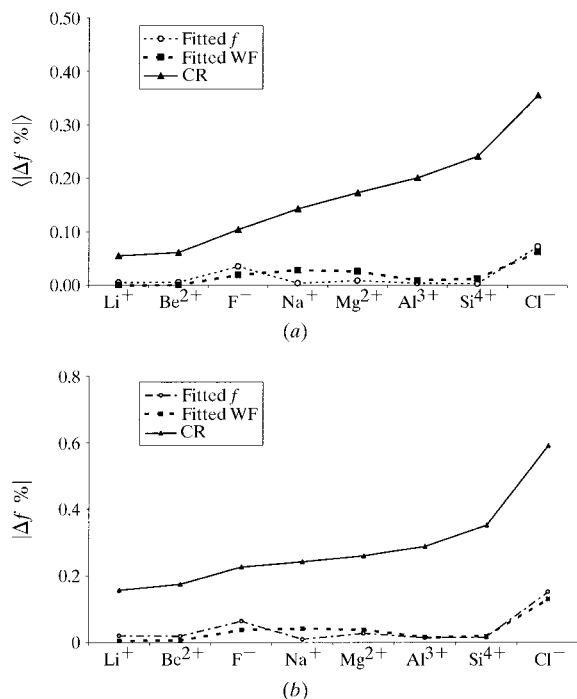


Figure 4 Average (a) and largest (b) absolute percentile differences of scattering factors for ions of the second and third rows. ‘CR’, ‘fitted WF’ and ‘fitted f ’ have the same meaning as in previous figures. Both ‘fitted WF’ and ‘fitted f ’ results come from this work.

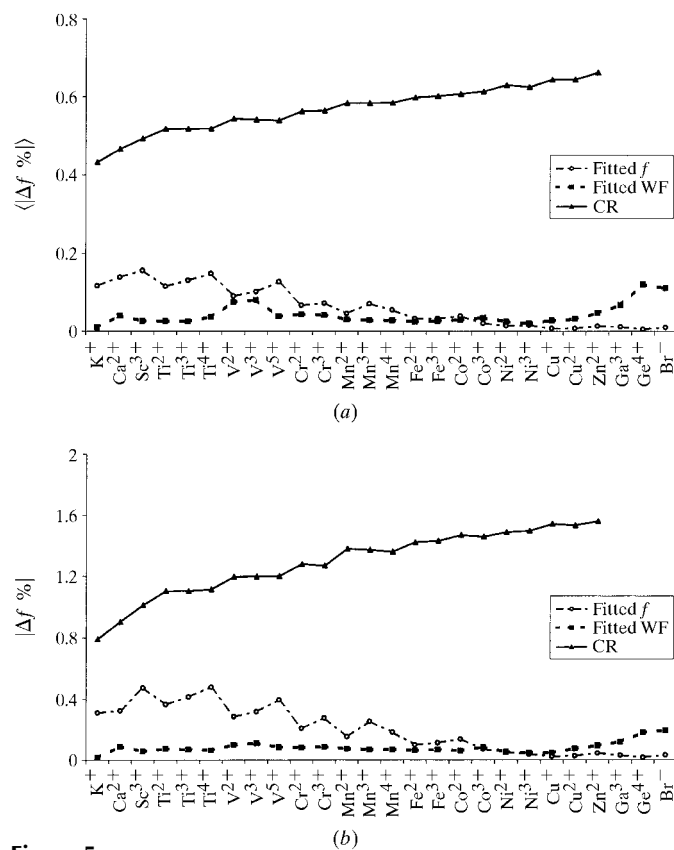


Figure 5 Average (a) and largest (b) absolute percentile differences of scattering factors for chemically relevant ions of the fourth row. Labels as in Fig. 4. (CR wave functions for Ga^{3+} and Ge^{4+} were not available in electronic format.)

Core-electron distributions are of course the most affected by relativistic effects, thus $\Delta f\%$ increases with $\sin(\theta)/\lambda$, as valence electrons contribute little to the high-order data. In the determination of an accurate electron-density distribution from X-ray intensities, the main error produced by the use of a non-relativistic wave function is therefore expected to occur in the thermal parameters. However, this in turn will affect the static density produced by the deconvolution of thermal motion from the experimental results.

Cations and anions up to $Z = 54$ show trends similar to those of neutral atoms (see Fig. 3 for plots of Mg^{2+} , Cr^{3+} and Ag^+). For second- and third-row ions, the largest error of the non-relativistic approach is 0.6% for Cl^- (Fig. 4). For fourth-row ions, the difference is quite significant (on average $|\Delta f\%| > 0.5$; largest $|\Delta f\%| > 1.2$). On the other hand, non-relativistic wave functions are not available for most of the fifth-row ions, thus a full comparison is not possible. For mono-cations, scattering factors based on the functions published by Koga *et al.* (1999) show a large difference compared with results from the relativistic approach (see Ag^+ in Fig. 3). A test calculation for neutral Xe showed the scattering-factor curve based on the Koga wave function to be within 0.1% of the results from the Bunge wave function.

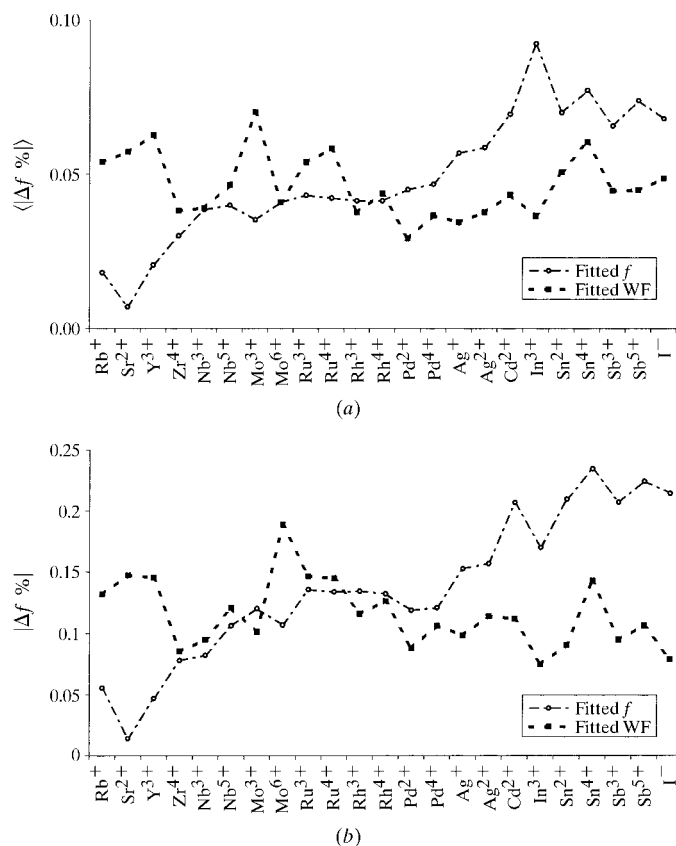


Figure 6 Average (a) and largest (b) absolute $\Delta f\%$ for chemically relevant ions of the fifth row. Only the relativistic analytical expressions are plotted as non-relativistic wave functions are not available for most of these ions. ‘Fitted WF’ and ‘fitted f ’ have the same meaning as in the previous plots. Note that the scale here is much expanded with respect to the previous figures.

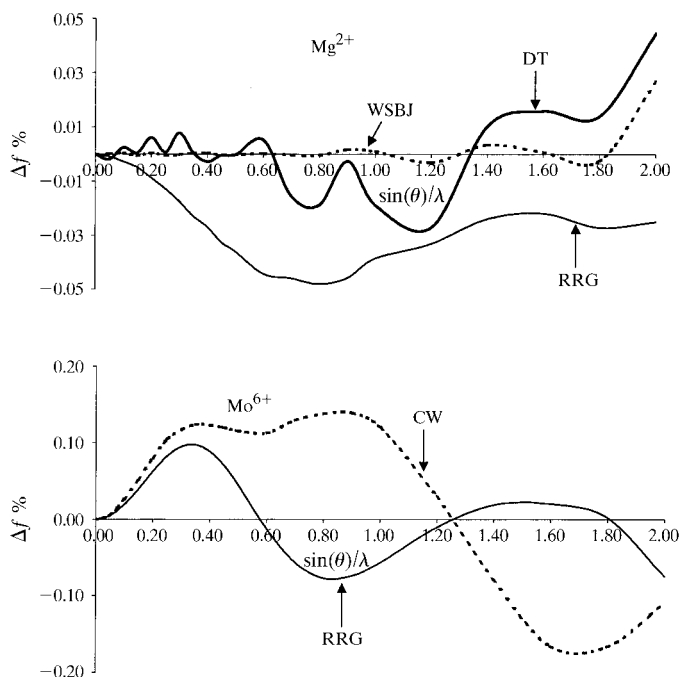


Figure 7
 $\Delta f(= f^\dagger - f) \%$ for Mg^{2+} and Mo^{6+} as a function of $\sin(\theta)/\lambda$ (\AA^{-1}); the reference f is the relativistic scattering factor from the numerical solution evaluated in this work, f^\dagger is the relativistic scattering factor tabulated in Rez *et al.* (1994), RRG, in Wang *et al.* (1996), WSBJ, in Doyle & Turner (1968), DT, and in Cromer & Waber (1968), CW.

It is of interest to compare the performances of the two kinds of analytically calculated relativistic scattering factors. The six-term Gaussian expansions ('fitted f ') are usable only in spherical atom refinements. These expansions typically have somewhat larger errors, which reflects the oscillating behavior produced by the fitting (Figs. 1 and 3). They do not seem to be affected by any systematic effect along the $\sin \theta/\lambda$ axis. As judged from the percent errors, the worst agreement is found for Sc^{3+} and Ti^{4+} .

The starting point of the analytical wave-function fittings ('fitted WF') of the ions were the optimized wave functions for neutral atoms. The scattering factors calculated are very satisfactory, indicating that the fitting procedure has been quite successful (see Figs. 4–6). The error functions along $\sin(\theta)/\lambda$ show a systematic behavior, though it is quite negligible. The worst agreement is found for Mo^{6+} .

A comparison between the relativistic scattering factors reported in the literature is of interest for estimating the accuracy of these calculations. As discussed above, differences for anions are affected by the application of the method suggested by Watson (1958). For cations, the agreement

between the different methods is within 0.05% for light atoms and within 0.2% for heavy atoms (see Fig. 7). It should be noticed, however, that the accuracy of calculations by Doyle & Turner (1968) and by Cromer & Waber (1968) was less than those reported here. Accordingly, our results are much closer to those of Wang *et al.* (1996) (which are however limited to atoms up to Ar) and those of Rez *et al.* (1994), which are extended to atoms beyond Xe, but do not contain all the cations.

Taking into account the average errors of the wave function fitting procedure based on (2), it is notable that the analytical expressions derived in this work reproduce the relativistic scattering factors within the range of 'uncertainty'. The use of these wave functions in electron-density analysis from experimental X-ray models will give more accurate results, especially when dealing with heavy atoms for which differences with non-relativistic treatments become more substantial.

The results of this work have been deposited as supporting material and are available at <http://harker.chem.buffalo.edu>.

Support of this work by the National Science Foundation (CHE9981864) is gratefully acknowledged.

References

- Bunge, C. F., Barrientos, J. A. & Bunge, A. V. (1993). *At. Data Nucl. Data Tables*, **53**, 113–162.
- Clementi, E. & Roetti, C. (1974). *At. Data Nucl. Data Tables*, **14**, 177–478.
- Coppens, P. (1997). *X-ray Charge Density and Chemical Bonding*. Oxford University Press.
- Cromer, D. T. & Waber, J. T. (1968). Unpublished. Reported in *International Tables for Crystallography* (1974), Vol. IV, p. 71. Birmingham: Kynoch Press. (Present distributor: Kluwer Academic Publishers, Dordrecht.)
- Doyle, P. A. & Turner, P. S. (1968). *Acta Cryst.* **A24**, 390–397.
- Koga, T., Kanayama, K., Watanabe, S. & Takkar, A. J. (1999). *Int. J. Quantum Chem.* **71**, 491–497.
- Maslen, E. N., Fox, A. G. & O'Keefe, M. A. (1992). *International Tables for Crystallography*, Vol. C, edited by A. J. C. Wilson, pp. 476–511. Dordrecht, Kluwer.
- Parpia, F. A., Froese, F. C. & Grant, I. P. (1996). *Comput. Phys. Commun.* **94**, 249–271.
- Rez, D., Rez, P. & Grant, I. (1994). *Acta Cryst.* **A50**, 481–497.
- Su, Z. & Coppens, P. (1997). *Acta Cryst.* **A53**, 749–762.
- Su, Z. & Coppens, P. (1998). *Acta Cryst.* **A54**, 646–652.
- Wang, J., Smith, V. H., Bunge, C. & Járegui, R. (1996). *Acta Cryst.* **A52**, 649–658.
- Watson, R. E. (1958). *Phys. Rev.* **111**, 1108–1110.
- Zhu, C., Byrd, R. H., Lu, P. & Nocedal, J. (1994). *L-BFGS-B, Fortran Subroutine for Large-Scale Bound Constrained Optimization*. Department of Electrical Engineering and Computer Science, Northwestern University, IL, USA.