

Correspondence

Repetitive Learning Control: A Lyapunov-Based Approach

W. E. Dixon, E. Zergeroglu, D. M. Dawson, and B. T. Costic

Abstract—In this paper, a learning-based feedforward term is developed to solve a general control problem in the presence of unknown nonlinear dynamics with a known period. Since the learning-based feedforward term is generated from a straightforward Lyapunov-like stability analysis, the control designer can utilize other Lyapunov-based design techniques to develop hybrid control schemes that utilize learning-based feedforward terms to compensate for periodic dynamics and other Lyapunov-based approaches (e.g., adaptive-based feedforward terms) to compensate for nonperiodic dynamics. To illustrate this point, a hybrid adaptive/learning control scheme is utilized to achieve global asymptotic link position tracking for a robot manipulator.

Index Terms—Adaptive control, learning control, repetitive update law, robot manipulator.

I. INTRODUCTION

Many industrial applications require robots to perform repetitive tasks (e.g., assembly, manipulation, inspection). Given the myriad of industrial applications that require a robot to move in repetitive manner, researchers have been motivated to investigate control methods that exploit the periodic nature of the robot dynamics, and hence, increase link position tracking performance. As a result of this work, many types of learning controllers have been developed to compensate for periodic disturbances. Some advantages of these controllers over other approaches include the ability to compensate for disturbances without high frequency or high gain feedback terms, and the ability to compensate for time-varying disturbances that can include time-varying parametric effects.

Some of the initial learning control research targeted the development of betterment learning controllers (see [2] and [3]). Unfortunately, one of the drawbacks of the betterment learning controllers is that the robot is required to return to the same initial configuration after each learning trial. Moreover, in [15], Heinzinger *et al.* provided several examples that illustrated the lack of robustness of the betterment learning controllers to variations in the initial conditions of the robot. To address these robustness issues, Arimoto [1] incorporated a forgetting factor in

the betterment learning algorithms given in [2] and [3]. Motivated by the results from the betterment learning research, several researchers investigated the use of repetitive learning controllers. One of the advantages of the repetitive learning scheme is that the requirement that the robot return to the exact same initial condition after each learning trial is replaced by the less restrictive requirement that the desired trajectory of the robot be periodic. Some of the initial repetitive learning control research was performed in [14], [28], and [29]; however, the asymptotic convergence of these basic repetitive control schemes can only be guaranteed under restrictive conditions on the plant dynamics that might not be satisfied. To enhance the robustness of these repetitive control schemes, researchers in [14] and [28] modified the repetitive update rule to include the so-called Q-filter. Unfortunately, the use of the Q-filter eliminates the ability of the tracking errors to converge to zero. In the search for new learning control algorithms, researchers in [16] and [21] proposed an entirely new scheme that exploited the use of kernel and influence functions in the repetitive update rule; however, this class of controllers tends to be fairly complicated in comparison to the control schemes that utilize a standard repetitive update rule.

In [27] and [30], iterative learning controllers (ILCs) were developed that do not require differentiation of the update rule, so that the algorithm can be applied to sampled data without introducing differentiation noise. In [5]–[7] and [31], ILCs were developed to address the motion and force control problem for constrained robot manipulators. In [8], Cheah and Wang develop a model-reference learning control scheme for a class of nonlinear systems in which the performance of the learning system is specified by a reference model. In [32], Xu and Qu utilize a Lyapunov-based approach to illustrate how an ILC can be combined with a variable structure controller to handle a broad class of nonlinear systems. In [11], Ham *et al.* utilized Lyapunov-based techniques to develop an ILC that is combined with a robust control design to achieve global uniformly ultimately bounded link position tracking for robot manipulators. The applicability of this design was extended to a broader class of nonlinear systems by Ham *et al.* in [12]. Recently, several researchers (see [9], [13], [17], and [18]) have utilized a class of multiple-step “functional” iterative learning controllers to damp out steady-state oscillations. As stated in [18], the fundamental difference between the previous learning controllers and the controllers proposed in [9], [13], [17], and [18], are that the ILC is not updated continuously with time, rather, it is switched at iterations triggered by *steady-state oscillations*. Han *et al.* utilized this iterative update procedure in [13] to damp out steady-state oscillations in the velocity set-point problem for servo-motors. The work in [13] was extended in [9] to compensate for friction effects and applied in [17] to VCR servo-motors (see [22] and [23] for a comprehensive review and tutorial on ILCs).

Upon examination of some of the aforementioned work, it seems that many of the recent ILC and repetitive control results exploit a standard repetitive update rule as the core part of the controller; however, to ensure that the stability analysis¹ validates the proposed results, the authors utilize many types of additional rules in conjunction with the standard repetitive update rule. As we demonstrate in this paper, these additional rules and additional complexity injected into the stability analysis are not necessary for the development of learning controllers that utilize the standard repetitive update rule. We also conjecture that a statement concerning the boundedness of learning controllers made in [21] may have caused some researchers to attempt a modification of the standard repetitive update rule with additional rules or abandon the use

¹We also note that the proofs of the stability associated with this work tend to be rather complex.

Manuscript received April 27, 2001; revised August 21, 2001, and January 26, 2002. This work was supported in part by the Eugene P. Wigner Fellowship Program of the Oak Ridge National Laboratory (ORNL), managed by UT-Battelle, LLC, for the U.S. Department of Energy (DOE) under Contract DE-AC05-00OR22725 and in part by the U.S. DOE Environmental Management Sciences Program (EMSP) Project ID 82797 at ORNL, ONR Project No. N00014-00-F-0485 at ORNL, and by U.S. NSF Grants DMI-9457967, DMI-9813213, EPS-9630167, ONR Grant N00014-99-1-0589, a DOC Grant, and an ARO Automotive Center Grant.

W. E. Dixon is with the Robotics and Process Systems Division, Oak Ridge National Laboratory, Oak Ridge, TN 37831-6305 USA (e-mail: dixonwe@ornl.gov).

E. Zergeroglu is with the Lucent Technologies, Bell Lab Innovations Optical Fiber Solutions, Sturbridge, MA 01566 USA (e-mail: ezerg@lucent.com).

D. M. Dawson is with the Department of Electrical and Computer Engineering, Clemson University, Clemson, SC 29634-0915 USA (e-mail: ddawson@ces.clemson.edu; bcostic@ces.clemson.edu).

B. T. Costic was with the Department of Electrical and Computer Engineering, Clemson University, Clemson, SC 29634-0915 USA. He is now with Boeing Satellite Systems, El Segundo, CA 90009 (e-mail: Bret.T.Costic@boeing.com).

Publisher Item Identifier S 1083-4419(02)03112-6.

of the standard repetitive update rule entirely. To clarify the previous statements, we present the following simple, closed-loop system:

$$\dot{x} = -x + \varphi(t) - \hat{\varphi}(t) \quad (1)$$

where $x(t) \in R^1$ is a tracking error signal, $\varphi(t) \in R^1$ is an unknown nonlinear function, and $\hat{\varphi}(t) \in R^1$ is a learning-based estimate of $\varphi(t)$. It is assumed that the unknown nonlinear function $\varphi(t)$ is periodic with a known period T (i.e., $\varphi(t-T) = \varphi(t)$). For the system given by (1), the standard repetitive update rule is given by

$$\hat{\varphi}(t) = \hat{\varphi}(t-T) + x. \quad (2)$$

With regard to the error system given (1) and (2), Messner *et al.* [21] noted that the techniques used in [21] could not be used to show that $\hat{\varphi}(t)$ is bounded if $\hat{\varphi}(t)$ is generated by (2). To address the boundedness problem associated with the standard repetitive update rule, Sadegh *et al.* [26] proposed to saturate the entire right-hand side of (2) as follows:

$$\hat{\varphi}(t) = \text{sat}(\hat{\varphi}(t-T) + x) \quad (3)$$

and, hence, guarantee that $\hat{\varphi}(t)$ is bounded for all time (the function $\text{sat}(\cdot)$ is the standard linear piecewise bounded saturation function). Unfortunately, it was not exactly clear from the analysis given in [26] how the Lyapunov-based stability analysis accommodates the saturation of the standard repetitive update rule (e. g., it is well known how one can apply a projection algorithm to the adaptive estimates of a gradient adaptive update law and still accommodate the Lyapunov-based stability analysis). Further discussion regarding update rules constructed in a similar manner as in (3) is provided at the end of Section II.

In this paper, we attempt to address the above issues via a modification of the standard repetitive update rule. That is, as opposed to (3), we saturate the standard repetitive update rule as follows:

$$\hat{\varphi}(t) = \text{sat}(\hat{\varphi}(t-T)) + x. \quad (4)$$

We then utilize a Lyapunov-based approach to 1) illustrate how the stability analysis accommodates the use of the saturation function in (4); 2) prove that $x(t)$ is forced asymptotically to zero; and 3) show that $\hat{\varphi}(t)$ remains bounded. To illustrate the generality of the learning-based update law given by (4), we apply the update law to force the origin of a general error system with an nonlinear disturbance with a known period to achieve global asymptotic tracking. To illustrate the fact that other Lyapunov-based techniques can be exploited to compensate for additional disturbances that are not periodic, we design a hybrid adaptive/repetitive learning scheme to achieve global asymptotic link position tracking for a robot manipulator. In comparison with the previous work of [9], [13], [17], and [18], we note that 1) the proposed learning-based controller utilizes standard Lyapunov-based techniques, and hence, one can easily fuse in other Lyapunov-based tools; 2) the stability analysis is straightforward; 3) the proposed learning-based controller utilizes a simple modification of the standard repetitive update rule as opposed to use of a multiple step process or menu; and 4) the proposed control scheme is updated continuously with time during the transient response (versus during the steady-state), and hence, an improved transient response is facilitated.

This paper is organized as follows. In Section II, we present the error dynamics for a general problem, develop a learning-based algorithm, and utilize a Lyapunov-based stability analysis to prove a global asymptotic tracking result. In Section III, we develop a hybrid adaptive/learning algorithm for robot manipulators that compensates for dynamics with periodic and nonperiodic components. In Section IV, we demonstrate the effectiveness of the learning algorithm through experimental results obtained from a 2-link revolute, direct-drive robot manipulator. Concluding remarks are given in Section V.

II. GENERAL PROBLEM

To illustrate the generality of the proposed learning control scheme, we consider the following error dynamics examined in [21]:

$$\dot{e} = f(t, e) + B(t, e)[w(t) - \hat{w}(t)] \quad (5)$$

where $e(t) \in R^n$ is an error vector, $w(t) \in R^m$ is an unknown nonlinear function, $\hat{w}(t) \in R^m$ is a subsequently designed learning-based estimate of $w(t)$, and the auxiliary functions $f(t, e) \in R^n$ and $B(t, e) \in R^{n \times m}$ are bounded provided $e(t)$ is bounded. In a similar manner as [21], we assume that (5) satisfies the following assumptions.

Assumption 1: The origin of the error system $e(t) = 0$ is uniformly asymptotically stable for

$$\dot{e} = f(t, e). \quad (6)$$

Furthermore, there exists a first-order differentiable, positive-definite function $V_1(e, t) \in R^1$, a positive-definite, symmetric matrix $Q(t) \in R^{n \times n}$, and a known matrix $R(t) \in R^{n \times m}$ such that

$$\dot{V}_1 \leq -e^T Q e + e^T R [w - \hat{w}]. \quad (7)$$

Assumption 2: The unknown nonlinear function $w(t)$ is periodic with a known period T ; hence,

$$w(t-T) = w(t). \quad (8)$$

Furthermore, we assume that the unknown function $w(t)$ is bounded as follows:

$$|w_i(t)| \leq \beta_i, \quad \text{for } i = 1, 2, \dots, m \quad (9)$$

where $\beta = [\beta_1 \ \beta_2 \ \dots \ \beta_m] \in R^m$ is a vector of known, positive bounding constants.

A. Control Objective

The control objective for the general problem given in (5) is to design a learning-based estimate $\hat{w}(t)$ such that

$$\lim_{t \rightarrow \infty} e(t) = 0 \quad (10)$$

for any bounded initial condition denoted by $e(0)$. To quantify the mismatch between the learning-based estimate and $w(t)$, we define an estimation error term, denoted by $\tilde{w}(t) \in R^m$, as follows:

$$\tilde{w}(t) = w(t) - \hat{w}(t). \quad (11)$$

B. Learning-Based Estimate Formulation

Based on the error system given in (5) and the subsequent stability analysis, we design the learning-based estimate $\hat{w}(t)$ as follows:

$$\hat{w}(t) = \text{sat}_\beta(\hat{w}(t-T)) + k_e R^T e \quad (12)$$

where $k_e \in R^1$ is a positive constant control gain, and $\text{sat}_\beta(\cdot) \in R^m$ is a vector function whose elements are defined as follows:

$$\text{sat}_{\beta_i}(\xi_i) = \begin{cases} \xi_i, & \text{for } |\xi_i| \leq \beta_i \\ \text{sgn}(\xi_i)\beta_i, & \text{for } |\xi_i| > \beta_i \end{cases} \quad \forall \xi_i \in R^1, \quad i = 1, 2, \dots, m \quad (13)$$

where β_i represent the elements of β defined in (9), and $\text{sgn}(\cdot)$ denotes the standard signum function. From the definition of $\text{sat}_\beta(\cdot)$ given in (13), we can prove that [10] (see Appendix A)

$$\begin{aligned} (\xi_{1i} - \xi_{2i})^2 &\geq (\text{sat}_{\beta_i}(\xi_{1i}) - \text{sat}_{\beta_i}(\xi_{2i}))^2 \\ \forall |\xi_{1i}| \leq \beta_i, \xi_{2i} \in R^1, \quad i &= 1, 2, \dots, m. \end{aligned} \quad (14)$$

To facilitate the subsequent stability analysis, we substitute (12) into (11) for $\hat{w}(t)$, to rewrite the expression for $\tilde{w}(t)$ as follows:

$$\tilde{w}(t) = \text{sat}_\beta(w(t-T)) - \text{sat}_\beta(\hat{w}(t-T)) - k_e R^T e \quad (15)$$

where we utilized (8), (9), and the fact that

$$w(t) = \text{sat}_\beta(w(t)) = \text{sat}_\beta(w(t-T)). \quad (16)$$

C. Stability Analysis

Theorem 1: The learning-based estimate defined in (12) ensures that

$$\lim_{t \rightarrow \infty} e(t) = 0 \quad (17)$$

for any bounded initial condition denoted by $e(0)$.

Proof: To prove Theorem 1, we define a nonnegative function $V_2(t, e, \tilde{w}) \in R^1$ as follows:

$$V_2 = V_1 + \frac{1}{2k_e} \int_{t-T}^t [\text{sat}_\beta(w(\tau)) - \text{sat}_\beta(\hat{w}(\tau))]^T \cdot [\text{sat}_\beta(w(\tau)) - \text{sat}_\beta(\hat{w}(\tau))] d\tau \quad (18)$$

where $V_1(t, e)$ was described in Assumption 1. After taking the time derivative of (18), we obtain the following expression:

$$\begin{aligned} \dot{V}_2 \leq & -e^T Q e + e^T R \tilde{w}(t) + \frac{1}{2k_e} [\text{sat}_\beta(w(t)) - \text{sat}_\beta(\hat{w}(t))]^T \\ & \cdot [\text{sat}_\beta(w(t)) - \text{sat}_\beta(\hat{w}(t))] - \frac{1}{2k_e} [\text{sat}_\beta(w(t-T)) \\ & - \text{sat}_\beta(\hat{w}(t-T))]^T \cdot [\text{sat}_\beta(w(t-T)) \\ & - \text{sat}_\beta(\hat{w}(t-T))] \end{aligned} \quad (19)$$

where (7) was utilized. After utilizing (15), we can rewrite (19) as follows:

$$\begin{aligned} \dot{V}_2 \leq & -e^T Q e + e^T R \tilde{w}(t) - \frac{1}{2k_e} (\tilde{w}(t) + k_e R^T e)^T \\ & \cdot (\tilde{w}(t) + k_e R^T e) + \frac{1}{2k_e} [\text{sat}_\beta(w(t)) \\ & - \text{sat}_\beta(\hat{w}(t))]^T \cdot [\text{sat}_\beta(w(t)) - \text{sat}_\beta(\hat{w}(t))]. \end{aligned} \quad (20)$$

After performing some simple algebraic operations, we can further simplify (20) as follows:

$$\begin{aligned} \dot{V}_2 \leq & -e^T \left(Q + \frac{k_e}{2} R R^T \right) e - \frac{1}{2k_e} [\tilde{w}(t)^T \tilde{w}(t) \\ & - [\text{sat}_\beta(w(t)) - \text{sat}_\beta(\hat{w}(t))]^T \\ & \cdot [\text{sat}_\beta(w(t)) - \text{sat}_\beta(\hat{w}(t))]]. \end{aligned} \quad (21)$$

Finally, we can utilize (9), (11), and (14) to simplify (21) to

$$\dot{V}_2 \leq -e^T Q e. \quad (22)$$

Based on (18), (22), and the fact that Q is a positive-definite symmetric matrix, it is clear that $e(t) \in \mathcal{L}_2 \cap \mathcal{L}_\infty$. Based on the fact that $e(t) \in \mathcal{L}_\infty$, it is clear from (5), (12), (13), and (15) that $\hat{w}(t), \tilde{w}(t), f(t, e), B(t, e) \in \mathcal{L}_\infty$. Given that $\hat{w}(t), \tilde{w}(t), f(t, e), B(t, e) \in \mathcal{L}_\infty$, it is clear from (5) that $\dot{e}(t) \in \mathcal{L}_\infty$, and hence, $e(t)$ is uniformly continuous. Since $e(t) \in \mathcal{L}_2 \cap \mathcal{L}_\infty$ and uniformly continuous, we can utilize Barbalat's Lemma [19] to prove (17).

Remark 2: From the previous stability analysis, it is clear that we exploit the fact that the learning-based feedforward term given in (12)

is composed of a saturation function. That is, it is easy to from the structure of (12), that is, $e(t) \in \mathcal{L}_\infty$ then $\hat{w}(t) \in \mathcal{L}_\infty$.

Remark 3: To illustrate the advantage of the learning-based estimate designed in (12) and (13) with the learning-based estimate designed in [26], we analyze the previous system with the following learning-based estimate [26]

$$\hat{w}(t) = \text{sat}_\beta(\hat{w}(t-T) + k_e R^T e), \quad (23)$$

where $\text{sat}_\beta(\cdot)$ is given in (13). To analyze the stability of the system, we utilize the same nonnegative function as given in (18). As in the previous stability analysis, we can obtain the following expression after taking the time derivative of (18):

$$\begin{aligned} \dot{V}_2 \leq & -e^T Q e + e^T R \tilde{w}(t) + \frac{1}{2k_e} [\text{sat}_\beta(w(t)) \\ & - \text{sat}_\beta(\hat{w}(t))]^T \cdot [\text{sat}_\beta(w(t)) - \text{sat}_\beta(\hat{w}(t))] \\ & - \frac{1}{2k_e} [\text{sat}_\beta(w(t-T)) - \text{sat}_\beta(\hat{w}(t-T))]^T \\ & \cdot [\text{sat}_\beta(w(t-T)) - \text{sat}_\beta(\hat{w}(t-T))] \end{aligned} \quad (24)$$

where (7) was utilized. To facilitate further analysis, we substitute (23) into (11) for $\hat{w}(t)$ as follows:

$$\tilde{w}(t) = \text{sat}_\beta(w(t-T)) - \text{sat}_\beta(\hat{w}(t-T) + k_e R^T e) \quad (25)$$

where we utilized (8), (9), and (16). Provided the learning-based estimate given in (23) does not become saturated, then the same development given in Theorem 1 can be utilized to prove the result given in (17); however, when the learning-based estimate given in (23) reaches the saturated region, it is not clear how the result given in (17) can be obtained. For example, after utilizing (25), we can rewrite (24) as follows:

$$\begin{aligned} \dot{V}_2 \leq & -e^T Q e + e^T R \tilde{w}(t) + \frac{1}{2k_e} [\text{sat}_\beta(w(t)) \\ & - \text{sat}_\beta(\hat{w}(t))]^T \cdot [\text{sat}_\beta(w(t)) - \text{sat}_\beta(\hat{w}(t))] \\ & - \frac{1}{2k_e} (\tilde{w}(t) + \text{sat}_\beta(\hat{w}(t-T) + k_e R^T e) \\ & - \text{sat}_\beta(\hat{w}(t-T)))^T \cdot (\tilde{w}(t) + \text{sat}_\beta(\hat{w}(t-T) \\ & + k_e R^T e) - \text{sat}_\beta(\hat{w}(t-T))). \end{aligned} \quad (26)$$

After expanding the last two lines of (26) and utilizing (14), the following expression is obtained:

$$\begin{aligned} \dot{V}_2 \leq & -e^T Q e + e^T R \tilde{w}(t) - \frac{1}{k_e} \tilde{w}^T(t) \\ & \cdot \text{sat}_\beta(\hat{w}(t-T) + k_e R^T e) + \frac{1}{k_e} \text{sat}_\beta(\hat{w}(t-T))^T \\ & \cdot (\tilde{w}(t) + \text{sat}_\beta(\hat{w}(t-T) + k_e R^T e)) \\ & - \frac{1}{2k_e} \text{sat}_\beta(\hat{w}(t-T))^T \text{sat}_\beta(\hat{w}(t-T)). \end{aligned} \quad (27)$$

From (27), it seems that based on the fact that the entire learning-based update rule is saturated as given in (23), no clear approach can be utilized to prove that

$$\dot{V}_2 \leq 0. \quad (28)$$

Hence, when the entire update rule is saturated as in (23), no clear approach is available to determine the stability of the closed-loop error system by a Lyapunov-based approach. Note that the stability analysis presented in this remark is a slight modification of the analysis given in [26]; however, the problem illustrated by (27) is a fundamental issue that is common to both analyzes (although [26] claims to prove (28), no details are provided that support the claim).

III. HYBRID ADAPTIVE/CONTROL EXAMPLE

In the previous section, we exploited the fact that the unknown nonlinear dynamics, denoted by $w(t)$, were periodic with a known period T . Unfortunately, some physical systems may not adhere to the ideal assumption that all of the unknown nonlinear dynamics are entirely periodic. Since the learning-based feedforward term, developed in the previous section, is generated from a straightforward Lyapunov-like stability analysis, we can utilize other Lyapunov-based control design techniques to develop hybrid control schemes that utilize learning-based feedforward terms to compensate for periodic dynamics and other Lyapunov-based approaches (e.g., adaptive-based feedforward terms) to compensate for nonperiodic dynamics. To illustrate this point, we now develop a hybrid adaptive/learning control scheme for a n -rigid link, revolute, direct-drive robot manipulator in the following sections.

A. Dynamic Model

The dynamic model for a n -rigid link, revolute, direct-drive robot is assumed to have the following form [19]:

$$M(q)\ddot{q} + V_m(q, \dot{q})\dot{q} + G(q) + F_d\dot{q} + F_s \operatorname{sgn}(\dot{q}) = \tau \quad (29)$$

where $q(t), \dot{q}(t), \ddot{q}(t) \in R^n$ denote the link position, velocity, and acceleration vectors, respectively, $M(q) \in R^{n \times n}$ represents the link inertia matrix, $V_m(q, \dot{q}) \in R^{n \times n}$ represents centripetal-Coriolis matrix, $G(q) \in R^n$ represents the gravity effects, $F_d \in R^{n \times n}$ is the constant, diagonal, positive-definite, viscous friction coefficient matrix, $F_s \in R^{n \times n}$ is a constant, diagonal, positive-definite, matrix composed of static friction coefficients, and $\tau(t) \in R^n$ represents the torque input vector. With regard to dynamics given by (29), we make that the standard assumption that all of the terms on the left-hand side of (29) are bounded if $q(t), \dot{q}(t)$, and $\ddot{q}(t)$ are bounded.

The dynamic equation of (29) has the following properties [19] that will be used in the controller development and analysis.

Property 1: The inertia matrix $M(q)$ is symmetric, positive-definite, and satisfies the following inequalities:

$$m_1 \|\xi\|^2 \leq \xi^T M(q) \xi \leq m_2 \|\xi\|^2 \quad \forall \xi \in R^n \quad (30)$$

where m_1, m_2 are known positive constants, and $\|\cdot\|$ denotes the standard Euclidean norm.

Property 2: The inertia and centripetal-Coriolis matrices satisfy the following skew-symmetric relationship

$$\xi^T \left(\frac{1}{2} \dot{M}(q) - V_m(q, \dot{q}) \right) \xi = 0 \quad \forall \xi \in R^n \quad (31)$$

where $\dot{M}(q)$ denotes the time derivative of the inertia matrix.

Property 3: The norm of the centripetal-Coriolis, gravity, and viscous friction terms of (29) can be upper bounded as follows:

$$\|V_m(q, \dot{q})\|_{i\infty} \leq \zeta_{c1} \|\dot{q}\|, \quad \|G(q)\| \leq \zeta_g, \quad \|F_d\|_{i\infty} \leq \zeta_{fd} \quad (32)$$

where $\zeta_{c1}, \zeta_g, \zeta_{fd} \in R^1$ denote known positive bounding constants, and $\|\cdot\|_{i\infty}$ denotes the infinity-norm of a matrix.

In addition to the above properties, we will also make the following assumption with regard the static friction effects that are contained in (29).

Assumption 3: The static friction terms given in (29) can be linear parameterized as follows:

$$Y_s(\dot{q})\theta_s = F_s \operatorname{sgn}(\dot{q}) \quad (33)$$

where $\theta_s \in R^n$ contains the unknown, constant static friction coefficients, and the regression matrix $Y_s(\dot{q}) \in R^{n \times n}$ contains known functions of the link velocity $\dot{q}(t) \in R^n$.

B. Control Objective

The control objective is to design a global link position tracking controller despite parametric uncertainty in the dynamic model given in (29). To quantify this objective, we define the link position tracking error $e(t) \in R^n$ as follows:

$$e = q_d - q \quad (34)$$

where we assume that $q_d(t) \in R^n$ and its first two time derivatives are assumed to be bounded, periodic functions of time with a known period T such that

$$q_d(t) = q_d(t - T) \quad \dot{q}_d(t) = \dot{q}_d(t - T) \quad \ddot{q}_d(t) = \ddot{q}_d(t - T). \quad (35)$$

In addition, we define the difference between the actual parameter vector and the estimated parameter vector as follows

$$\tilde{\theta}_s = \theta_s - \hat{\theta}_s \quad (36)$$

where $\tilde{\theta}_s(t) \in R^n$ represents a parameter estimation error vector and $\hat{\theta}_s(t) \in R^n$ denotes a subsequently designed estimate of θ_s .

C. Control Formulation

To facilitate the subsequent control development and stability analysis, we reduce the order of the dynamic expression given in (29) by defining a filtered tracking error-like variable $r(t) \in R^n$ as follows:

$$r = \dot{e} + \alpha e \quad (37)$$

where $\alpha \in R^1$ is a positive constant control gain. After taking the time derivative of (37), premultiplying the resulting expression by $M(q)$, utilizing (29) and (34), and then performing some algebraic manipulation, we obtain the following expression:

$$M\dot{r} = -V_m r + w_r + \chi + Y_s \theta_s - \tau \quad (38)$$

where the auxiliary expressions $w_r(t), \chi(t) \in R^n$ are defined as follows:

$$w_r = M(q_d)\ddot{q}_d + V_m(q_d, \dot{q}_d)\dot{q}_d + G(q_d) + F_d\dot{q}_d \quad (39)$$

$$\chi = M(q)(\ddot{q}_d + \alpha \dot{e}) + V_m(q, \dot{q})(\dot{q}_d + \alpha e) + G(q) + F_d\dot{q} - w_r. \quad (40)$$

By exploiting Properties 1 and 3 of the robot dynamics, and then using (34) and (37), we can utilize the results given in [25] to prove that

$$\|\chi\| \leq \rho(\|z\|)\|z\| \quad (41)$$

where the auxiliary signal $z(t) \in R^{2n}$ is defined as

$$z(t) = [e^T(t) \quad r^T(t)]^T \quad (42)$$

and $\rho(\cdot) \in R^1$ is a known, positive bounding function. Furthermore, based on the expression given in (39) and the boundedness assumptions with regard to the robot dynamics and the desired trajectory, it is clear that

$$\|w_{ri}(t)\| \leq \beta_{ri} \quad \text{for } i = 1, 2, \dots, n \quad (43)$$

where $\beta_r = [\beta_{r1}, \dots, \beta_{rn}] \in R^n$ is a vector of known, positive bounding constants.

Given the open-loop error system in (38), we design the following control input:

$$\tau = kr + k_n \rho^2(\|z\|)r + e + \hat{w}_r + Y_s \hat{\theta}_s \quad (44)$$

where $k, k_n \in R^1$ are positive constant control gains, $\rho(\cdot)$ was defined in (41), $\hat{w}_r(t) \in R^n$ is generated on-line according to the following learning-based algorithm:

$$\dot{\hat{w}}_r(t) = \text{sat}_{\beta_r}(\hat{w}_r(t-T)) + k_L r \quad (45)$$

$k_L \in R^1$ is a positive, constant control gain, $\text{sat}_{\beta_r}(\cdot)$ is defined in the same manner as in (13), and the parameter estimate vector $\hat{\theta}_s(t) \in R^n$ is generated on-line according to the following gradient-based adaptation algorithm:

$$\dot{\hat{\theta}}_s(t) = \Gamma_s Y_s^T r \quad (46)$$

where $\Gamma_s \in R^{n \times n}$ is a constant, diagonal, positive-definite, adaptation gain matrix.

To develop the closed-loop error system for $r(t)$, we substitute (44) into (38) to obtain the following expression:

$$M\dot{r} = -V_m r - kr - e + Y_s \hat{\theta}_s + \tilde{w}_r + \chi - k_n \rho^2(\|z\|)r \quad (47)$$

where $\tilde{\theta}_s(t)$ was defined in (36), and $\tilde{w}_r(t)$ is a learning estimation error signal defined as follows:

$$\tilde{w}_r = w_r - \hat{w}_r. \quad (48)$$

After substituting (45) into (48) for $\hat{w}_r(t)$, utilizing the fact that $w_r(t)$ is periodic, and then utilizing (43) to construct the following equality:

$$w_r(t) = \text{sat}_{\beta_r}(w_r(t)) = \text{sat}_{\beta_r}(w_r(t-T)), \quad (49)$$

we can rewrite (48) in the following form:

$$\tilde{w}_r = \text{sat}_{\beta_r}(w_r(t-T)) - \text{sat}_{\beta_r}(\hat{w}_r(t-T)) - k_L r. \quad (50)$$

D. Stability Analysis

Theorem 4: Given the robot dynamics of (29), the proposed hybrid adaptive/learning controller given in (44)–(46), ensures global asymptotic link position tracking in the sense that

$$\lim_{t \rightarrow \infty} e(t) = 0 \quad (51)$$

where the control gains α, k, k_n , and k_L introduced in (37), (44), and (45) must be selected to satisfy the following sufficient condition:

$$\min\left(\alpha, k + \frac{k_L}{2}\right) > \frac{1}{4k_n}. \quad (52)$$

Proof: To prove Theorem 4, we define a nonnegative function $V_3(t) \in R^1$ as follows:

$$\begin{aligned} V_3 = & \frac{1}{2} e^T e + \frac{1}{2} r^T M r + \frac{1}{2} \hat{\theta}_s^T \Gamma_s^{-1} \hat{\theta}_s \\ & + \frac{1}{2k_L} \int_{t-T}^t [\text{sat}_{\beta_r}(w_r(\tau)) - \text{sat}_{\beta_r}(\hat{w}_r(\tau))]^T \\ & \cdot [\text{sat}_{\beta_r}(w_r(\tau)) - \text{sat}_{\beta_r}(\hat{w}_r(\tau))] d\tau. \end{aligned} \quad (53)$$

After taking the time derivative of (53), we obtain the following expression:

$$\begin{aligned} \dot{V}_3 = & e^T (r - \alpha e) + r^T (-kr - e - k_n \rho^2(\|z\|)r + Y_s \hat{\theta}_s) \\ & + r^T (\tilde{w}_r + \chi) - \hat{\theta}_s^T Y_s^T r + \frac{1}{2k_L} [\text{sat}_{\beta_r}(w_r(t)) \\ & - \text{sat}_{\beta_r}(\hat{w}_r(t))]^T \cdot [\text{sat}_{\beta_r}(w_r(t)) - \text{sat}_{\beta_r}(\hat{w}_r(t))] \\ & - \frac{1}{2k_L} [\text{sat}_{\beta_r}(w_r(t-T)) - \text{sat}_{\beta_r}(\hat{w}_r(t-T))]^T \\ & \cdot [\text{sat}_{\beta_r}(w_r(t-T)) - \text{sat}_{\beta_r}(\hat{w}_r(t-T))] \end{aligned} \quad (54)$$

where (31), (37), (46), and (47) were utilized. After utilizing (41), (43), (50), and then simplifying the resulting expression, we can rewrite (54) as follows:

$$\begin{aligned} \dot{V}_3 \leq & -\alpha e^T e - kr^T r + r^T \tilde{w}_r + [\rho(\|z\|)\|z\|\|r\| \\ & - k_n \rho^2(\|z\|)\|r\|^2] - \frac{1}{2k_L} (\tilde{w}_r + k_L r)^T \\ & \cdot (\tilde{w}_r + k_L r) + \frac{1}{2k_L} [\text{sat}_{\beta_r}(w_r(t)) - \text{sat}_{\beta_r}(\hat{w}_r(t))]^T \\ & \cdot [\text{sat}_{\beta_r}(w_r(t)) - \text{sat}_{\beta_r}(\hat{w}_r(t))]. \end{aligned} \quad (55)$$

After expanding the second line of (55) and then cancelling common terms, we obtain the following expression:

$$\begin{aligned} \dot{V}_3 \leq & -\alpha e^T e - \left(k + \frac{k_L}{2}\right) r^T r + [\rho(\|z\|)\|z\|\|r\| \\ & - k_n \rho^2(\|z\|)\|r\|^2] - \frac{1}{2k_L} \left[\tilde{w}_r^T \tilde{w}_r - [\text{sat}_{\beta_r}(w_r(t)) \right. \\ & \left. - \text{sat}_{\beta_r}(\hat{w}_r(t))]^T \cdot [\text{sat}_{\beta_r}(w_r(t)) - \text{sat}_{\beta_r}(\hat{w}_r(t))]\right]. \end{aligned} \quad (56)$$

By exploiting the property given in (14), completing the square on the bracketed term with respect to $\rho\|r\|$ in the first line of (56) (or simply utilizing the nonlinear damping tool [20]), and then utilizing the definition of $z(t)$ given in (42), we can simplify the expression given in (56) to obtain

$$\dot{V}_3 \leq -\left(\min\left(\alpha, k + \frac{k_L}{2}\right) - \frac{1}{4k_n}\right) \|z\|^2. \quad (57)$$

Based on (42), (52), (53), and (57), it is clear that $e(t), r(t) \in \mathcal{L}_2 \cap \mathcal{L}_\infty$. Based on the fact that $r(t) \in \mathcal{L}_\infty$, it is clear from (37), (45), and (50) that $\tilde{w}_r(t), \dot{\tilde{w}}_r(t), \dot{e}(t) \in \mathcal{L}_\infty$, and hence, $e(t)$ is uniformly continuous. Since $e(t) \in \mathcal{L}_2 \cap \mathcal{L}_\infty$ and uniformly continuous, we can utilize Barbalat's Lemma [19] to prove (51). ■

Remark 5: From the previous stability analysis, it is again clear that we exploit the fact that the learning-based feedforward term given in (45) is composed of a saturation function. That is, it is easy to see from the structure of (45), that if $r(t) \in \mathcal{L}_\infty$ then $\hat{w}_r(t) \in \mathcal{L}_\infty$.

Remark 6: One of the advantages of the novel saturated learning-based feedforward term is that it is developed through Lyapunov-based techniques. By utilizing Lyapunov-based design and analysis techniques, the boundedness of the feedforward term can be proven in a straightforward manner, and the ability to utilize additional Lyapunov-based techniques to augment the control design (as in the example of the hybrid adaptive/learning controller) is facilitated. These traits are in contrast to learning-based designs such as those provided in [4], in which additional analysis is required to examine the boundedness of the feedforward terms and the structure is less amenable to the incorporation of additional control elements (e.g., an adaptive control component).

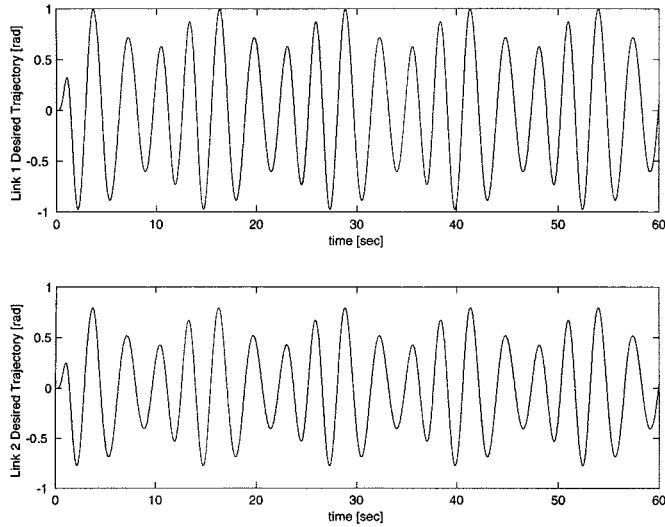


Fig. 1. Desired trajectory.

IV. EXPERIMENTAL RESULTS

To illustrate the effectiveness of the proposed learning-based controller, the following controller² was implemented on a two-link direct drive, planar robot manipulator manufactured by Integrated Motion, Inc. [24]:

$$\tau = kr + \hat{w}_r \quad (58)$$

where $r(t)$ was defined in (37) and $\hat{w}_r(t)$ is generated according to (45). The two-link robot is directly actuated by switched-reluctance motors. A Pentium 266-MHz PC running RT-Linux (real-time extension of Linux OS) hosted the control algorithm. The Matlab/Simulink environment with Real-Time Linux Target [33] for RT-Linux was used to implement the controller. The Servo-To-Go I/O board provided for data transfer between the computer subsystem and the robot. The two-link IMI robot has the following dynamic model [24]:

$$\begin{aligned} \begin{bmatrix} \tau_1 \\ \tau_2 \end{bmatrix} &= \begin{bmatrix} p_1 + 2p_3c_2 & p_2 + p_3c_2 \\ p_2 + p_3c_2 & p_2 \end{bmatrix} \begin{bmatrix} \ddot{q}_1 \\ \ddot{q}_2 \end{bmatrix} \\ &+ \begin{bmatrix} -p_3s_2\dot{q}_2 & -p_3s_2(\dot{q}_1 + \dot{q}_2) \\ p_3s_2\dot{q}_1 & 0 \end{bmatrix} \begin{bmatrix} \dot{q}_1 \\ \dot{q}_2 \end{bmatrix} \\ &+ \begin{bmatrix} f_{d1} & 0 \\ 0 & f_{d2} \end{bmatrix} \begin{bmatrix} \dot{q}_1 \\ \dot{q}_2 \end{bmatrix} + \begin{bmatrix} f_{s1} & 0 \\ 0 & f_{s2} \end{bmatrix} \begin{bmatrix} \text{sgn}(\dot{q}_1) \\ \text{sgn}(\dot{q}_2) \end{bmatrix} \end{aligned} \quad (59)$$

where $p_1 = 3.473$ [kg-m²], $p_2 = 0.193$ [kg-m²], $p_3 = 0.242$ [kg-m²], $f_{d1} = 5.3$ [Nm-s], $f_{d2} = 1.1$ [Nm-s], $f_{s1} = 8.45$ [Nm], $f_{s2} = 2.35$ [Nm], $\text{sgn}(\cdot)$ denotes the standard signum function, $c_2 \triangleq \cos(q_2)$, and $s_2 \triangleq \sin(q_2)$. The experiment was performed using the periodic desired position trajectory shown in (60) at the bottom of the page (see Fig. 1), where the exponential term was included to provide a “smooth-start” to the system.

²During experimental trials, we determined that the proposed learning-based controller did not require the nonlinear damping term and the adaptive feedforward term utilized in (44) to provide good link position tracking performance.

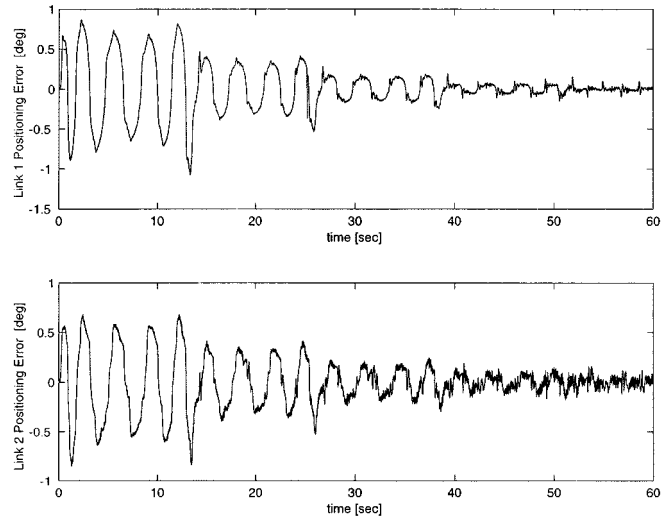


Fig. 2. Link position tracking error.

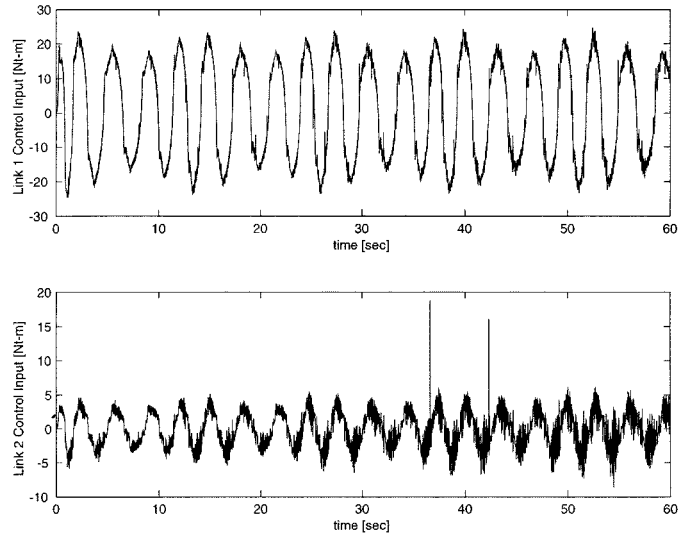


Fig. 3. Control torque input.

The experiment was performed at a control frequency of 1 kHz. After a tuning process, the control gains were selected as follows:

$$k = \text{diag}\{40, 12\}, \quad \alpha = \text{diag}\{20, 14\}, \quad k_L = \text{diag}\{30, 10\} \quad (61)$$

where $\text{diag}\{\cdot\}$ denotes the diagonal elements of a matrix. Note that in previous sections the control gains k , α , and k_L are defined as scalars for simplicity, whereas in (61) the control gains are selected as diagonal matrices to facilitate the “tuning” process. The link position tracking errors are depicted in Fig. 2. Note that the tracking error reduces after each period of the desired trajectory. The control torque input for each link motor is shown in Fig. 3 where the learning component of the controller is given in Fig. 4.

Remark 7: The motivation for presenting the experimental results is to demonstrate that the proposed learning-based controller can be

$$\begin{bmatrix} q_{d1}(t) \\ q_{d2}(t) \end{bmatrix} = \begin{bmatrix} (0.8 + 0.2 \sin(0.5t)) \sin(0.5 \sin(0.5t))(1 - \exp(-0.6t^3)) \\ (0.6 + 0.2 \sin(0.5t)) \sin(0.5 \sin(0.5t))(1 - \exp(-0.6t^3)) \end{bmatrix} \text{ [rad]} \quad (60)$$

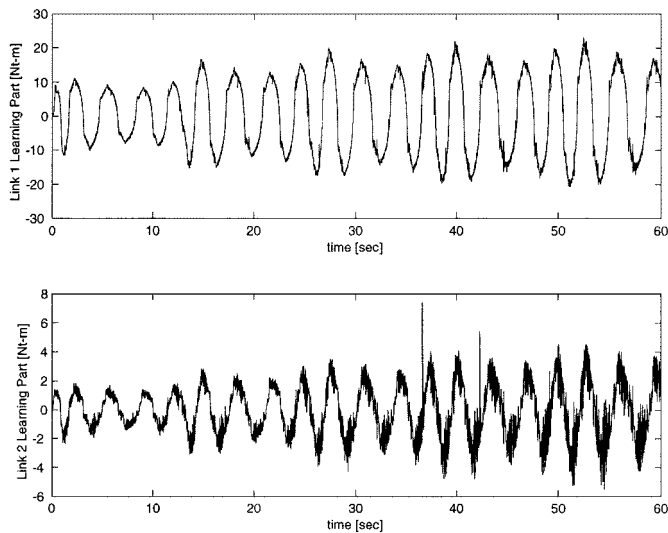


Fig. 4. Learning-based feedforward component of the control input.

utilized to compensate for periodic disturbances (i.e., it is merely intended as an experimental proof-of-principle). The performance of the proposed controller (e.g., transient response, steady-state error) will be similar to other repetitive learning-based controllers that update with each period from the initial time instant. The proposed controller will yield improved transient response when compared to learning-based controllers that are required to wait until the system is in steady-state before the learning-based estimate is applied, as in [9], [13], [17], and [18].

V. CONCLUSION

In this paper, we illustrate how a learning-based estimate can be used to achieve asymptotic tracking in the presence of a nonlinear disturbance. Based on the fact that the learning-based controller estimate is generated from a Lyapunov-based stability analysis, we also demonstrated how additional Lyapunov-based design techniques can be utilized to reject components of the unknown dynamics which are not periodic. Specifically, we designed a hybrid adaptive/learning controller for the robot manipulator dynamics. Experimental results illustrated that the link tracking performance of a two-link robot manipulator improved at each period of the desired trajectory due to the mitigating action of the learning estimate.

APPENDIX I INEQUALITY PROOF

To prove the inequality given in (14), we divide the proof into three possible cases as follows.

$$\text{Case 1: } |\xi_{1i}| \leq \beta_i, |\xi_{2i}| \leq \beta_i$$

From the definition of $\text{sat}_{\beta_i}(\cdot)$ given in (13), we can see that for this case

$$\text{sat}_{\beta_i}(\xi_{1i}) = \xi_{1i} \quad \text{sat}_{\beta_i}(\xi_{2i}) = \xi_{2i}. \quad (62)$$

After substituting (62) into (14), we obtain the following expression:

$$(\xi_{1i} - \xi_{2i})^2 = (\text{sat}_{\beta_i}(\xi_{1i}) - \text{sat}_{\beta_i}(\xi_{2i}))^2 \quad (63)$$

for $|\xi_{1i}| \leq \beta_i, |\xi_{2i}| \leq \beta_i$, hence, the inequality given in (14) is true for Case 1.

$$\text{Case 2a: } |\xi_{1i}| \leq \beta_i, \xi_{2i} > \beta_i$$

From the definition of $\text{sat}_{\beta_i}(\cdot)$ given in (13), it is clear for this case that

$$(\xi_{2i} + \beta_i) \geq 2\xi_{1i} \text{ for } |\xi_{1i}| \leq \beta_i, \xi_{2i} > \beta_i. \quad (64)$$

After multiplying both sides of (64) by $(\xi_{2i} - \beta_i)$ and then simplifying the left-hand side of the inequality, we can rewrite (64) as follows:

$$\xi_{2i}^2 - \beta_i^2 \geq 2(\xi_{2i} - \beta_i)\xi_{1i} \quad (65)$$

where we have utilized the fact that $\xi_{2i} - \beta_i > 0$ for this case. After adding the term ξ_{1i}^2 to both sides of (65) and then rearranging the resulting expression, we obtain the following expression:

$$\xi_{1i}^2 - 2\xi_{1i}\xi_{2i} + \xi_{2i}^2 \geq \xi_{1i}^2 - 2\beta_i\xi_{1i} + \beta_i^2. \quad (66)$$

Based on the expression given in (66), we can utilize the facts that

$$\text{sat}_{\beta_i}(\xi_{1i}) = \xi_{1i} \quad \text{sat}_{\beta_i}(\xi_{2i}) = \beta_i \quad (67)$$

to prove that

$$(\xi_{1i} - \xi_{2i})^2 \geq (\text{sat}_{\beta_i}(\xi_{1i}) - \text{sat}_{\beta_i}(\xi_{2i}))^2 \quad (68)$$

for $|\xi_{1i}| \leq \beta_i, \xi_{2i} > \beta_i$

$$\text{Case 2b: } |\xi_{1i}| \leq \beta_i, \xi_{2i} < -\beta_i$$

From the definition of $\text{sat}_{\beta_i}(\cdot)$ given in (13), it is clear for this case that

$$(\xi_{2i} - \beta_i) \leq 2\xi_{1i} \text{ for } |\xi_{1i}| \leq \beta_i, \xi_{2i} < -\beta_i. \quad (69)$$

After multiplying both sides of (69) by $(\xi_{2i} + \beta_i)$ and then simplifying the left-hand side of the inequality, we can rewrite (69) as follows:

$$\xi_{2i}^2 - \beta_i^2 \geq 2(\xi_{2i} + \beta_i)\xi_{1i} \quad (70)$$

where we have utilized the fact that $\xi_{2i} + \beta_i < 0$ for this case. After adding the term ξ_{1i}^2 to both sides of (70) and then rearranging the resulting expression, we obtain the following expression:

$$\xi_{1i}^2 - 2\xi_{1i}\xi_{2i} + \xi_{2i}^2 \geq \xi_{1i}^2 + 2\beta_i\xi_{1i} + \beta_i^2. \quad (71)$$

Based on the expression given in (71), we can utilize the facts that

$$\text{sat}_{\beta_i}(\xi_{1i}) = \xi_{1i} \quad \text{sat}_{\beta_i}(\xi_{2i}) = -\beta_i \quad (72)$$

to prove that

$$(\xi_{1i} - \xi_{2i})^2 \geq (\text{sat}_{\beta_i}(\xi_{1i}) - \text{sat}_{\beta_i}(\xi_{2i}))^2 \quad (73)$$

for $|\xi_{1i}| \leq \beta_i, \xi_{2i} < -\beta_i$; hence, we have proven that (14) is true for all possible cases.

REFERENCES

- [1] S. Arimoto, "Robustness of learning control for robot manipulators," *Proc. IEEE Int. Conf. Robotics and Automation*, 1990.
- [2] S. Arimoto, S. Kawamura, and F. Miyazaki, "Bettering operation of robots by learning," *J. Robot. Syst.*, vol. 1, no. 2, pp. 123–140, 1984.
- [3] —, "Realization of robot motion based on a learning method," *IEEE Trans. Syst., Man, Cybern.*, vol. 18, no. 1, pp. 126–134, 1988.
- [4] S. Arimoto, *Control Theory of Non-Linear Mechanical Systems: A Passivity-Based and Circuit-Theoretic Approach*, Oxford, U.K.: Clarendon, 1996.
- [5] C. C. Cheah, D. Wang, and Y. C. Soh, "Convergence and robustness of a discrete-time learning control scheme for constrained manipulators," *J. Robot. Syst.*, vol. 11, no. 3, pp. 223–238, 1994.
- [6] —, "Learning control of motion and force for constrained robotic manipulators," *Int. J. Robot. Automat.*, vol. 10, no. 3, pp. 79–88, 1995.
- [7] —, "Learning control for a class of nonlinear differential-algebraic systems with application to constrained robots," *J. Robot. Syst.*, vol. 13, no. 3, pp. 141–151, 1996.

- [8] C. C. Cheah and D. Wang, "A Model-reference learning control scheme for a class of nonlinear systems," *Int. J. Contr.*, vol. 66, no. 2, pp. 271–287, 1997.
- [9] S.-I. Cho and I.-J. Ha, "A learning approach to tracking in mechanical systems with friction," *IEEE Trans. Automat. Contr.*, vol. 45, pp. 111–116, Jan. 2000.
- [10] B. Costic, M. S. de Queiroz, and D. M. Dawson, "A new learning control approach to the active magnetic bearing benchmark system," in *Proc. American Control Conf.*, Chicago, IL, 2000, pp. 2639–2643.
- [11] C. Ham, Z. Qu, and R. Johnson, "A nonlinear iterative learning control for robot manipulators in the presence of actuator dynamics," *Int. J. Robot. Automat.*, vol. 15, no. 3, pp. 107–119, June 2000.
- [12] C. Ham, Z. Qu, and J. Kaloust, "Nonlinear learning control for a class of nonlinear systems," *Automatica*, vol. 37, no. 3, pp. 419–428, Mar. 2001.
- [13] S. H. Han, Y. H. Kim, and I.-J. Ha, "Iterative identification of state-dependent disturbance torque for high precision velocity control of servo motors," *IEEE Trans. Automat. Contr.*, vol. 43, pp. 724–729, May 1998.
- [14] S. Hara, Y. Yamamoto, T. Omata, and M. Nakano, "Control systems: A new type servo system for periodic exogenous signals," *IEEE Trans. Automat. Contr.*, vol. 33, pp. 659–668, July 1988.
- [15] D. Heinzinger, B. Fenwick, B. Paden, and F. Miyazaki, "Robot Learning Control," *Proc. IEEE Conf. Decision and Control*, 1989.
- [16] R. Horowitz, "Learning control of robot manipulators," *ASME J. Dynam. Syst., Meas. Contr.*, vol. 115, pp. 402–411, 1993.
- [17] Y.-H. Kim and I.-J. Ha, "A learning approach to precision speed control of servomotors and its application to a VCR," *IEEE Trans. Automat. Contr.*, vol. 43, pp. 724–729, May 1998.
- [18] —, "Asymptotic state tracking in a class of nonlinear systems via learning-based inversion," *IEEE Trans. Automat. Contr.*, vol. 45, pp. 2011–2027, Nov. 2000.
- [19] F. Lewis, C. Abdallah, and D. Dawson, *Control of Robot Manipulators*. New York: MacMillan, 1993.
- [20] M. Krstic, I. Kanellakopoulos, and P. Kokotovic, *Nonlinear and Adaptive Control Design*. New York: Wiley, 1995.
- [21] W. Messner, R. Horowitz, W.-W. Kao, and M. Boals, "A new adaptive learning rule," *IEEE Trans. Automat. Contr.*, vol. 36, pp. 188–197, Feb. 1991.
- [22] K. L. Moore, "Iterative learning control—An expository overview," *Appl. Comput. Contr., Signal Process., Circuits*, vol. 1, pp. 151–214, 1999.
- [23] —, *Iterative Learning Control for Deterministic Systems, Advances in Industrial Control*, London, U.K.: Springer-Verlag, 1993.
- [24] *Direct Drive Manipulator Research and Development Package Operations Manual*, 1992.
- [25] N. Sadegh and R. Horowitz, "Stability and robustness analysis of a class of adaptive controllers for robotic manipulators," *Int. J. Robot. Res.*, vol. 9, no. 9, pp. 74–92, June 1990.
- [26] N. Sadegh, R. Horowitz, W. W. Kao, and M. Tomizuka, "A unified approach to the design of adaptive and controllers for robot manipulators," *ASME J. Dynam. Syst., Meas. Contr.*, vol. 112, pp. 618–629, 1990.
- [27] M. Sun and D. Wang, "Sampled-data iterative learning control for nonlinear systems with arbitrary relative degree," *Automatica*, vol. 37, pp. 283–289, 2001.
- [28] M. Tomizuka, T. Tsao, and K. Chew, "Discrete-time domain analysis and synthesis of controllers," *ASME J. Dynam. Syst., Meas. Contr.*, vol. 111, pp. 353–358, 1989.
- [29] M. Tsai, G. Anwar, and M. Tomizuka, "Discrete-time control for robot manipulators," *Proc. IEEE Int. Conf. Robotics and Automation*, pp. 1341–1347, 1988.
- [30] D. Wang, "On D-type and P-type ILC designs and anticipatory approach," *Int. J. Contr.*, vol. 23, no. 10, pp. 890–901, 2000.
- [31] D. Wang, Y. C. Soh, and C. C. Cheah, "Robust motion and force control of constrained manipulators by learning," *Automatica*, vol. 31, no. 2, pp. 257–262, 1995.
- [32] J.-X. Xu and Z. Qu, "Robust iterative learning control for a class of nonlinear systems," *Automatica*, vol. 34, no. 8, pp. 983–988, 1998.
- [33] Z. Yao, N. P. Costescu, S. P. Nagarkatti, and D. M. Dawson, "Real-time linux target: A MATLAB-based graphical control environment," *Proc. IEEE Conf. Control Applications*, pp. 173–178, Sept. 2000.

Multi-Input Square Iterative Learning Control With Input Rate Limits and Bounds

Brian J. Driessen and Nader Sadegh

Abstract—We present a simple modification of the iterative learning control algorithm of Arimoto *et al.* for the case where the inputs are bounded and time-rate-limited. The Jacobian error condition for monotonicity of input-error, rather than output-error, norms, is specified, the latter being insufficient to assure convergence, as proved herein. To the best of our knowledge, these facts have not been previously pointed out in the iterative learning control literature. We present a new proof that the modified controller produces monotonically decreasing input error norms, with a norm that covers the entire time interval of a learning trial.

Index Terms—Convergence theory, input bounds/limits, iterative learning control, multi-input.

I. INTRODUCTION

Learning control is a method of control that feeds the system inputs for a specific task repetitively and uses the actual online measured response of the system to evaluate the quality or goodness of the input. The actual responses are used in a feedback loop in which the inputs are adjusted to reduce measured errors in the output. Example applications include robotics and manufacturing where a certain output tracking task is to be performed repeatedly. Usually the output is the position or velocity history of the robot's joints although sometimes it also includes measured forces at the end effector (see Cheah and Wang [4]).

Learning control has a history dating back to 1984 (see [1]) when it was first applied to robot motion control. Horowitz [12] gives a nice history of the development and usage of learning controllers for (rigid) robot manipulators. He compares and contrasts different learning algorithms and also provides an experimental demonstration of a robot that learns to make its end effector track a circular trajectory. He insightfully points out that an open area of research is in finding methods for robust *optimal* (e.g., minimum energy, minimum vibration, or minimum time) trajectory learning, as opposed to only finding a control history that meets output requirements. Examples of work that have empirically investigated approaches to this problem include [9], [10], and [11], who considered the use of the Levenberg-Marquardt optimization method for least squares, and [14] who considered the use of gradient-based algorithms for constrained optimization.

Cheng and Peng [5] consider learning control with input bounds and modeling error. However, the methodology and convergence theory was restricted to single-input/single-output systems.

The present paper utilizes a key result in [2] to extend the existing learning control approach initiated by Arimoto *et al.* [1] to the case where the inputs are both bounded and rate-limited. The present work is an extension of the work by Driessen *et al.* [8] which considered input bounds but not input rate limits, and a new proof of the monotonicity of an input error norm defined over the entire time window of

Manuscript received July 25, 2001; revised October 12, 2001, and January 26, 2002. Sandia is a multiprogram laboratory operated by Sandia Corporation, a Lockheed Martin Company, for the United States Department of Energy under Contract DE-AC04-94-AL85000.

B. J. Driessen is with the Structural Dynamics Department, Sandia National Laboratories, Albuquerque, NM 87185-0847 USA (e-mail: bjdries@sandia.gov)

N. Sadegh is with the Department of Mechanical Engineering, Georgia Institute of Technology, Atlanta, GA 30332 USA (e-mail: nader.sadegh@me.gatech.edu).

Publisher Item Identifier S 1083-4419(02)03111-4.