

Resource Allocation in Grid Computing: An Economic Model

MASSIMILIANO CARAMIA

Dipartimento di Ingegneria dell'Impresa
Università di Roma "Tor Vergata"
Via del Politecnico, 1 - 00133 Roma
ITALY
caramia@disp.uniroma2.it

STEFANO GIORDANI

Dipartimento di Ingegneria dell'Impresa
Università di Roma "Tor Vergata"
Via del Politecnico, 1 - 00133 Roma
ITALY
giordani@disp.uniroma2.it

Abstract: Grid scheduling, that is, the allocation of distributed computational resources to user applications, is one of the most challenging and complex task in Grid computing. The problem of allocating resources in Grid scheduling requires the definition of a model that allows local and external schedulers to communicate in order to achieve an efficient management of the resources themselves. To this aim, some economic/market-based models have been introduced in the literature, where users, external schedulers, and local schedulers negotiate to optimize their objectives. In this paper, we propose a tender/contract-net model for Grid resource allocation, showing the interactions among the involved actors. The performance of the proposed market-based approach is experimentally compared with a round-robin allocation protocol.

Key-Words: Grid computing, Resource Management, Economic models, Scheduling, Simulation

1 Introduction

Grids are distributed computational systems that allow users to access resources owned by different organizations [7]. Grid scheduling, that is, the allocation of distributed computational resources to user applications, is one of the most challenging and complex task in Grid computing. Nowadays, several are the real-life applications in which Grids are involved; some practical fields are protein folding [9], weather modeling [12], and satellite image processing [11].

One of the most known framework for Grid scheduling is the one introduced by Ranganathan and Foster in [13]. In this architecture, users submit requests for task execution from any one of a number of sites. At each site, besides the local computing system, the system model is composed by three components: an *External Scheduler* (ES), responsible for determining a particular site where a submitted task can be executed; a *Local Scheduler* (LS), responsible for determining the order in which tasks are executed at that particular site; a *Dataset Scheduler* (DS), responsible for determining if and when to replicate data and/or delete local files (see, e.g., [3] for Dataset Scheduler strategies).

Resource site contains, in general, heterogeneous computing resources interconnected by vendor-independent networks.

In general, on receipt of a task request, the ES interrogates the LSs to ascertain whether the task can be

executed on the available resources and meet the user-specified due date. If this is the case, a specific site in which executing that task is chosen. Otherwise, the ES attempts to locate a LS of a site, controlled by another ES, that can meet the task processing requirements, through search mechanisms. If a LS cannot be located within a preset number of search steps, the task request is either rejected or passed to another LS that can minimize the due date failure depending on a task request parameter. When a suitable site is located, the task request is passed from the ES to this site and is managed by the associated LS.

Within such a framework, most of the related work in Grid computing dedicated to resource management and scheduling adopts a conventional style where a scheduling component decides which tasks are to be executed at which site based on certain cost functions (Legion [6], AppLeS [15], NetSolve [5]). Such cost functions are often driven by system-centric parameters that enhance system throughput and utilization rather than improving the utility of task processing.

Another important class of models to manage Grid computing environment is that of economic models in which the scheduling decision is not done statically by a single scheduling entity but directed by the end users requirements. Whereas a conventional cost model often deals with software and hardware costs for running applications, the economic model primarily charges the end user for resources that they con-

sume based on the value they derive from it. Pricing based on the demand of users and the supply of resources is the main driver in the competitive, economic market model. Moreover, in economic models, differently from what happens for the external-local scheduler architecture aforementioned, the two main actors driving the Grid marketplace are: Grid Service Providers (GSPs), representing the resource owners (i.e., the producers), playing the same role as the LSs in the Ranganathan and Forster framework, and Grid Resource Brokers (GRBs), representing the users (i.e., the consumers) in the Grid marketplace, whose role is in part encompassed by the ESs in the previous model. In a generic marketplace model framework, consumers interact with their own brokers for managing and scheduling their applications on the Grid. The interaction between GRBs and GSPs during resource trading (service cost establishment) is mediated through a Grid Market Directory (GMD). They use various economic models or interaction protocols for deciding service access price arise from the real world market, e.g., commodity market, tender/contract-net [1].

A number of systems have been built using a market mechanism to allocate the computational resources (e.g., see [1, 2, 10]), but all of them make the inherent assumption that the market-based approach is per se better. Two of the first attempts for investigating on what circumstances the performance of such systems can lead to some improvements appeared in [8, 16].

In this paper, that is an extension of a preliminary work in [4], we apply the tender/contract-net model which is one of the most widely used models for service negotiation in a distributed problem solving environment [14]. In particular, we propose a quantitative description of this model, showing the interactions among the involved actors. We experimentally evaluate the performance of the developed market-based approach in different circumstances, comparing it with respect to a simple round-robin allocation protocol. The remainder of the paper is organized as follows. Section 2 describes the general framework. Section 3 describes the local scheduling policy and Section 4 the proposed models. Section 5 gives computational results; Section 6 concludes the paper.

2 Actors and Behavior Patterns

A set of users (clients) submits task requests to the Grid requiring a certain level of service (*los*). This *los* can be represented by means of a due date provided by the user within which he/she desires to retrieve the output/response of its task request and/or by an amount of money (budget) that the user is willing to pay (at most) to have its tasks executed (possibly)

within the specified due date. A task request j can be characterized by the following parameters:

- r_j : arrival date;
- O_j : size (i.e., the processing requirements), in MI (Million Instructions);
- B_j : budget available for task execution, in G\$ (Grid \$);
- d_j : due date;
- w_j : weight, in G\$ per time unit.

We assume that the task due date can be exceeded, but this implies a certain loss of the *los*. The amount of this loss constitutes a *penalty* cost for the user, who has submitted the task, which is assumed to be proportional to the application tardiness or delay (i.e., the positive difference between task completion time and its due date). This cost affects the amount of money that the user is willing to pay for task execution. The penalty per time unit is specified by the weight w_j of task j .

Tasks are processed without preemption, that is, a task cannot migrate to another cluster once its execution is started. Moreover, we assume that tasks are malleable, that is, the number of resources of a cluster assigned to a task may change during its execution, and a task can be executed on several machines (of the same cluster) in parallel and spread over an arbitrarily large fraction of the available computational resources of a cluster. The computational Grid responsible of task execution is composed by a number of computing sites or machine clusters (servers), each one controlled by a local scheduler. Let us consider a cluster m being characterized by the following parameters:

- P_m : number of machines (i.e., PCs, workstations, processors) of the cluster;
- R_m^∞ : peak performance (computation capacity), in million instructions per time unit (e.g., second) (MIPS), of the i -th machine of the cluster;
- p_m^i : computation price of machine i of cluster m , in G\$ per time unit.

We assume that the computational resource of each machine of a cluster can be split and allocated to different tasks.

Task requests generated by the users are analyzed by a set of external schedulers; we assume that each external scheduler is associated with a subset of users, and is responsible only for their task submissions.

The role of an external scheduler is twofold: on the one hand, it acts in the Grid on the behalf of the user looking at feasibility of the *los* required; on the other hand, it has to interact with the resource owners in the Grid to allow a matching between tasks and resources for their execution.

This kind of mechanism requires also a sort of co-operation between these two layers, i.e., the external scheduler and the local schedulers. When a user request is submitted, it is routed to an external scheduler for evaluation. Together with the request, the external scheduler receives from the user the *los* desired. Since the users is not aware of the status of the Grid and thus he/she does not know if enough resources are available to allow the immediate processing of the task, it can happen that the desired *los* is not obtainable. Thus, the external scheduler has to decide whether to accept or not that task request and in the former case guaranteeing the associated *los*. To do so, it has to interact with the local schedulers controlling machine clusters where resources reside to take a decision about the task request acceptance. With this setting, the performance of the system can be evaluated in terms of both number of successfully processed tasks, i.e., the number of tasks finished respecting their due dates, violations of the due dates, and the number of tasks rejected, i.e., those not accepted by the external scheduler.

3 Local scheduling policy

We assume that the computation cost that a user has to pay to the computational resource owner for executing his/her task is driven by a sort of supply-and-demand model. That is, the more a cluster is loaded and the greater is the price per MI that the a new user has to pay for scheduling his/her task on that cluster.

In order to represent the fact that the cluster price per MI is an increasing function of the cluster utilization, we assume that the machines of cluster *m* are indexed in non-decreasing computation price order, and we assume that the local scheduler of cluster *m* allocates part of the computation capacity of machine *i* in time period $[t, t + dt)$ only if machine *i* - 1 is already fully allocated (busy) in that period. Accordingly, we model the computation price of machine *i* of cluster *m* per time unit as

$$p_m^i = p_m^{\max} - \frac{P_m - i}{P_m - 1} (p_m^{\max} - p_m^{\min}),$$

with p_m^{\max} and p_m^{\min} being the maximum and minimum price per time unit of a machine of cluster *m*, respectively. For example, if at a given unit time period (the first) *k* machines are fully allocated, the computation

cost for executing one additional MI of task *j* in that unit time period is equal to p_m^{k+1} / R_m^∞ .

Note that, according to the supply-and-demand model, the use of a cluster when its load is high is discouraged, while it is encouraged the opposite situation, leading to load balancing. In fact, we assume that the local scheduling policy aims to minimizing the maximum peak of total cluster utilization (load). Furthermore, we assume that when an ES asks the LS of cluster *m* to schedule on that cluster a task *j*, besides the task size O_j , it also specifies a required completion time C_j for task *j*. The LS finds the best resource allocation to task *j* according to the request (O_j, C_j) , trying to balance as much as possible the total cluster utilization during the time interval when the task should be executed. Let $\bar{R}_m^i(t) \leq R_m^\infty$ be the amount of the computational resource of machine *i* of cluster *m* available in time period $[t, t + dt)$. The LS of cluster *m* computes the amount of computational resources $\rho_{j,m}^i(t)$ (with $0 < \rho_{j,m}^i(t) \leq \bar{R}_m^i(t)$) of machine *i* to be allocated to *j*, for each time period $[t, t + dt)$ contained in time window $[s_j, C_j)$ with $s_j \geq r_j$, such that

$$\int_{s_j}^{C_j} \sum_{i=1}^{P_m} \rho_{j,m}^i(t) dt = O_j,$$

and the maximum total load

$$\max_{t \in [s_j, C_j)} \left\{ \sum_{i=1}^{P_m} (R_m^\infty - \bar{R}_m^i(t) + \rho_{j,m}^i(t)) \right\}$$

of cluster *m* in that time window is minimized.

The computation cost that the user should pay to the resource owner for executing task *j* on cluster *m* with completion time C_j is therefore

$$c_{j,m}(C_j) = \int_{s_j}^{C_j} \sum_{i=1}^{P_m} \frac{p_m^i}{R_m^\infty} \rho_{j,m}^i(t) dt.$$

Note that if we suppose that the total amount

$$R_m^{\text{load}}(t) = \sum_{i=1}^{P_m} (R_m^\infty - \bar{R}_m^i(t))$$

of allocated resources (resource loading profile) of cluster *m* (before scheduling task *j*) is a non-increasing function in the time interval $[r_j, +\infty)$, the optimal allocation of required resources for the execution of all the O_j operations in the interval $[s_j, C_j)$ can be obtained by guaranteeing that after scheduling *j* the total load of *m* is constant in that interval. Moreover, this load balance in time interval $[s_j, C_j)$ also guarantees that the total amount of allocated resources is still non-increasing in the interval $[r_j, +\infty)$

Step 2.1:	GRB announces resource requirements to GSPs (through the GMD) for executing task j of size O_j in time interval $[r_j, C_j)$, and invites offer bids from GSPs.
Step 2.2:	Interested GSPs evaluate the announcement, and respond by submitting their bids to GMD.
Step 3.1:	GRB evaluates the bids submitted by GSPs.
Step 3.2:	GRB identifies the GSP responding with the best bid (the one maximizing GRB utility) among all the offers.
Step 3.3:	If the identified GSP guarantees to GRB a (maximum) utility not less than zero task j is accepted, and GRB awards the contract to that GSP for executing the task; otherwise, it is rejected.
Step 4:	GRB uses the machine cluster of the selected GSP to execute task j , and proceed to the payment of the resource fees to GSP.
Step 5:	The user pays the GRB for executing its task.

Table 1: Steps performed at an user task submission

after scheduling task j . Therefore, w.l.o.g., when a new task j' is submitted to the Grid at time $r_{j'}$, we assume that the resource loading profile $R_m^{load}(t)$ of cluster m is a non-increasing function for $t \geq r_{j'}$.

4 A tender/contract-net model

In this section we describe in detail the application of an economic model, based on the *tender/contract-net* protocol, for allocating Grid resources to user applications.

In the tender/contract-net protocol GRBs (managers) announce their task requirements and invite bids from GSPs (contractors). Interested GSPs evaluate the requirements and submit their bids. Each GRB awards the contract to the most appropriate GSP (maximizing its utility function). In details, the steps performed when a new application is submitted to the Grid are reported in Table 1. The selected GSP responds with an *acceptance* or *refusal* of award. In particular, Step 4 is done if the award is accepted by the GSP, otherwise GRB awards the contract to the second best GSP. When selecting the GSP to which award the contract, on the behalf of the user, the GRB maximizes its utility function. The utility of GRB (i.e., the user utility) for executing and completing task j at time C_j on cluster m is

$$U_{j,m}(C_j) = B_j - w_j \max(0, C_j - d_j) - c_{j,m}(C_j),$$

where we recall that B_j is the budget, i.e., the maximum amount of money the user is willing to pay for executing task j ; the value $w_j \max(0, C_j - d_j)$ is the penalty for the task tardiness if task will be completed at time C_j . The penalty decreases the budget value B_j , such that $B_j - w_j \max(0, C_j - d_j)$ is the actual amount of money the user would pay for the execution of the task with completion time C_j . The value

$c_{j,m}(C_j)$ is the computational (resource) cost, which is the bid of the GSP of cluster m , when answering to the GRB request announcement represented by (O_j, C_j) .

Recall that, w.l.o.g., we assume that the resource loading profile (i.e., the total allocated resource)

$$R_m^{load}(t) = \sum_{i=1}^{P_m} (R_m^\infty - \bar{R}_m^i(t))$$

of cluster m at time t is a non-increasing function, for $t \geq r_j$. Also, recall that the P_m machines of cluster m are indexed in non-decreasing cost order, and that some resources of machine $i + 1$ are allocated to some scheduled applications in time period $[t, t + dt)$ only if machine i is fully loaded in that time period.

The utility function $U_{j,m}(C_j)$, for $C_j \geq r_j$, is piece-wise linear, and even if it is not concave, in general, finding its maximum value can be computed very quickly. This follows from the fact that the resource cost $c_{j,m}(C_j)$ is a piece-wise linear and non-increasing function of C_j . In fact, since in the expression of $U_{j,m}(C_j)$ the budget B_j is constant and the penalty cost $w_j \max(0, C_j - d_j)$ is equal to zero for $C_j < d_j$ and linear for $C_j \geq d_j$, we may restrict the analysis of the resource cost $c_{j,m}(C_j)$ for $C_j \geq d_j$. As a consequence, the maximum value of $U_{j,m}(C_j)$ can be searched only among C_j values where $U_{j,m}(C_j)$ changes its slope: that is, for $C_j = d_j$, and for the times when the slope of the resource cost $c_{j,m}(C_j)$ changes.

If such a maximum value is non-negative then task j is accepted and executed by the Grid; otherwise, it is rejected.

W.l.o.g., we assume $c_{j,m}(C_j) = +\infty$ if there is no sufficient amount of resources of cluster m for executing j in time interval $[r_j, C_j)$, and we say that the completion time C_j is infeasible. Therefore, from now we consider only feasible completion times for j .

Proposition 1 *The resource cost $c_{j,m}(t)$ is a non-increasing function, for feasible completion times $t \geq r_j$.*

Let τ_m^h (with $\tau_m^h \geq r_j$) be the h -th time when the load $R_m^{load}(t)$ of cluster m changes (decreases). Note that the number of such times is at most equal to the number of tasks previously scheduled on cluster m , which should be completed after time r_j . Let us denote with \mathcal{T}_m the subset of feasible completion times among times τ_m^h . Each $\tau_m^h \in \mathcal{T}_m$ corresponds to the maximum feasible completion time for task j , when j is restricted to use only resources that are available at time $t < \tau_m^h$.

Let $\theta_{j,m}^s$ (with $\theta_{j,m}^s \geq r_j$) be the minimum feasible completion time of task j , when j is restricted to use only resources belonging to the first (cheapest) i machines (i.e., machines $1, \dots, i$) among the P_m machines of cluster m . Let us denote with $\Theta_{j,m}$ the set of times $\theta_{j,m}^i$. Note that $\theta_{j,m}^1 \geq \theta_{j,m}^2 \geq \dots \geq \theta_{j,m}^{P_m}$.

Let $T_{j,m} = (t_{j,m}^1, \dots, t_{j,m}^{q_{j,m}})$ be the non-decreasing ordered list of feasible completion times of task j , with $T_{j,m} = \Theta_{j,m} \cup \mathcal{T}_m \setminus \{\tau_m^h \in \mathcal{T}_m : \tau_m^h \geq \theta_{j,m}^1\}$. In particular, $t_{j,m}^1 = \theta_{j,m}^{P_m}$, and $t_{j,m}^{q_{j,m}} = \theta_{j,m}^1$.

Proposition 2 *The resource cost $c_{j,m}(t)$ is a linear function of t , for $t \in (t_{j,m}^s, t_{j,m}^{s+1})$, with $s = 1, \dots, q_{j,m} - 1$.*

Note that, by definition, task j cannot be completed in a feasible way before time $t_{j,m}^1$, hence, we assume that $c_{j,m}(C_j) = +\infty$ for $C_j < t_{j,m}^1$; moreover, according to Proposition 1, the resource cost values $c_{j,m}(t_{j,m}^s)$ does not increase for increasing index s , and $c_{j,m}(C_j)$ is constant for $C_j \geq t_{j,m}^{q_{j,m}}$ since in this case task j will use only resources of machine 1 of cluster m . Moreover, Proposition 2 states that in any time interval $(t_{j,m}^s, t_{j,m}^{s+1})$, with $s = 1, \dots, q_{j,m} - 1$, the resource cost $c_{j,m}(t)$ varies linearly. Hence, this proves that

Theorem 3 *The resource cost $c_{j,m}(C_j)$ is a non-increasing piece-wise linear function, for feasible completion times $C_j \geq r_j$, and $T_{j,m} = \{t_{j,m}^1, \dots, t_{j,m}^{q_{j,m}}\}$ is the set of times where $c_{j,m}(C_j)$ changes the slope.*

According to the definition of the utility function $U_{j,m}(C_j)$, and since the resource cost $c_{j,m}(C_j)$ is non-increasing, we have that $U_{j,m}(C_j)$ is a non-decreasing function in the interval $[r_j, d_j)$. Therefore, there is no utility for the GRB to demand computational resources allowing task j to be completed before its due date d_j . Hence, w.l.o.g., in order to find the maximum value of the utility function $U_{j,m}(C_j)$, we may restrict the analysis of $U_{j,m}(C_j)$ for feasible completion times $C_j \geq d_j$. By Theorem 3, $U_{j,m}(C_j)$ is also piece-wise linear, and the maximum value $U_{j,m}^*$ is therefore reached for

$$C_j^* \in \{d_j\} \cup \{t_{j,m}^s \in T_{j,m} : t_{j,m}^s > d_j\}.$$

Since $T_{j,m} = (\Theta_{j,m} \cup \mathcal{T}_m \setminus \{\tau_m^h \in \mathcal{T}_m : \tau_m^h \geq \theta_{j,m}^1\})$, the optimal completion time C_j^* can be determined in linear time with respect to the number of machines P_m plus the number of times in \mathcal{T}_m , that is, the number of tasks currently in execution on cluster m at time r_j . In particular, by definition, $T_{j,m}$ is the union of a subset of the times τ_m^h when the resource loading profile

$R_m^{load}(t)$ of cluster m changes, and the set $\Theta_{j,m}$ of P_m times. Therefore, assuming that at the (current) time r_j when task j is submitted, the information about the resources of cluster m (i.e., the number P_m of machines of m , and their peak performance R_m^∞) is supplied by GSP of that cluster and stored in the GMD, and also the resource loading profile $R_m^{load}(t)$ of m (i.e., the set \mathcal{T}_m of times τ_m^h when $R_m^{load}(t)$ changes, along with the values of $R_m^{load}(\tau_m^h)$) is known and supplied to the GMD, there is no need in Step 2.1 for the GRB to make an announcement (O_j, C_j) to the GPS of cluster m , for every $C_j \geq r_j$, but only for $C_j \in T_{j,m}$. Note that the set $T_{j,m}$ can be easily determined by GRB by interrogating the GMD where the information about the current status of the Grid resources is available: the GRB interrogates the GMD to obtain the set \mathcal{T}_m of times when the resource loading profile data of cluster m changes, and to determine the set $\Theta_{j,m}$ of times $\theta_{j,m}^i$ on the basis of the task size O_j , the cluster resources, and the resource loading profile $R_m^{load}(t)$ of m stored in the GMD.

5 A simulation study

We experimentally evaluate the performance of the proposed economic model comparing it with the round-robin protocol.

5.1 Round-robin

In the round-robin protocol, incoming task queries are matched with the next available resource offer which meets the task requirements. For this purpose, an iterator is used which cycles through the list of resource offers issued by the clusters.

Each cluster resource offer refers to the offer for scheduling the incoming task on that cluster in order to complete the task as earliest as possible, by assigning to the task all the available computational resources of the cluster. On arrival of a new task the list of clusters is searched until a resource offer is found that satisfies the task requirements (size, due-date, budget). The search starts at the current position of the iterator. In case of success, the resource offer is taken and the task is scheduled on that cluster, assigning to that task all the available computational resources of the cluster. Otherwise, the iterator is also incremented, and the next resource offer (cluster) is considered. This step is repeated until all clusters have been checked or a match has been found; in the former case the task is rejected, while in the latter the task is scheduled on the selected cluster. In particular, at each iteration the computational cost of executing the task in the current cluster in order to be completed as earliest as possible plus the penalty cost of exceeding the

task due date is compared with the task budget, and the resource offer is taken (i.e., the cluster is selected) if the task budget is not less than the sum of these two costs.

5.2 The simulated scenarios

We consider two different scenarios for the Grid system.

- Scenario 1 considers the case where tasks are mono-thematic applications and their requests are submitted to the same External Scheduler (GRB).
- Scenario 2 considers heterogenous tasks and there are as many GRBs as many tasks.

While in Scenario 1 there is a single GRB that interacts with the GSPs considering one task at a time according to a given task ordering (e.g., FIFO), in Scenario 2 there are many GRBs interacting at the same time with the GSPs. Therefore, in the latter scenario the GSP of a cluster may receive awards from many GRBs, and it will respond with an *acceptance* only to the award related to the most useful announcement for the cluster, and with a *refusal* to the other awards.

In both the above described scenarios we use the following data set for the Grid simulation.

We consider a Grid system constituted by 10 clusters. Each cluster has 10 machines or resource units (processors), with the same speed equal to 400 MIPS (million instructions per second). For all the clusters, the minimum and maximum price of a machine per time unit (i.e. second) is 6 and 8 G\$ per time unit, respectively.

Tasks arrive according to a Poisson arrival process where λ is the average arrival rate (i.e., number of tasks per time unit). On average, 45% of the arriving tasks are *background* tasks, that is, tasks generated inside the clusters by the resource owners, and 55% are external tasks generated by the Grid users. Background tasks of a cluster have priority over external tasks submitted to that cluster, and they are scheduled immediately on the available resources of the cluster in order to be finished as earliest as possible.

The size O_i of a task is equal to 10000 MI plus a uniformly generated number between $\pm 10\%$ of 10000 MI.

The due-date d_i of a task is equal to $r_i + run_time + wait_time$ plus a uniformly generated number between $\pm 10\%$ of $(run_time + wait_time)$, where r_i is the task arrival date, $run_time = 5$ time units is the expected task run time supposing that half of the computational resources of a cluster is allocated to the task, and $wait_time$ is the allowed task waiting time.

The budget B_i of a task is equal to 250 G\$ plus a uniformly generated amount between $\pm 10\%$ of 250 G\$. Finally, task weight w_i is equal to $B_i / (d_i - r_i - run_time)$.

5.3 Simulation results

The length of each simulation is 100 time units. During the first and last 10 time units no measurements are made to ensure the evaluation of the system at its steady state. We have experimented with different values of λ and *wait_time* parameters.

In the following, we report results with $\lambda = 1, \dots, 10$, and with a fixed value for *wait_time* = 5 time units. Accordingly, the average number of tasks generated in each simulation is 100, \dots , 1000 tasks, respectively. The simulator was coded in the C language and the time required to finish a simulation run is not greater than 1 second on a Pentium IV PC.

Figure 1(a) shows the average cluster load (in percentage) due to background tasks, the total load with the economic model (ECO) both for Scenario 1 (ECO1) and Scenario 2 (ECO2), and with the Round-Robin (RR) protocol. For low congested cases ($\lambda \leq 3$), we have no significant difference between the results of ECO (in both the two simulated scenarios) and of RR, and the total average load reach 70% with $\lambda = 3$. For medium/high congested cases, and in particular with $\lambda \geq 4$, the overall load is greater than 70% in all the cases; nevertheless, while with RR it is always less than 90%, with ECO it reaches 95.5% for $\lambda = 7$ (both in ECO1 and ECO2), with an improvement of more than 19% with respect to RR.

For greater arrival rates (i.e., $\lambda \geq 8$) the difference between the cluster load with ECO and with RR decreases. Nevertheless, for $\lambda \geq 8$ the Grid system becomes very high congested and more than 80% of the incoming tasks has been rejected as shown in Figure 1(b) where the ratio (in percentage) between the number of rejected tasks and the number of submitted tasks are plotted for different values of λ . In particular, Figure 1(b) shows that even for low congested cases (i.e., $\lambda \leq 4$) a significant amount of submitted tasks has been rejected by the Grid with RR (more than 32.4% with $\lambda = 4$), in opposition to a very small fraction (6.7%) with ECO. In medium/high congested case (e.g., $\lambda = 7$), RR rejects more than 88.5% tasks while with ECO the fraction of rejected tasks is no more than 66.3%. Also for very high congested cases ($\lambda \geq 8$) there is a significant gap between the fraction of rejected tasks with RR protocol and ECO model. Finally, there is a negligible difference in the performance of ECO comparing Scenarios 1 (ECO1) and 2 (ECO2), that shows a high level of robustness of the economic model.

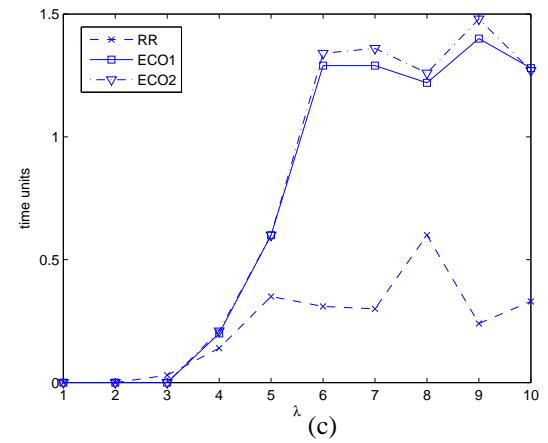
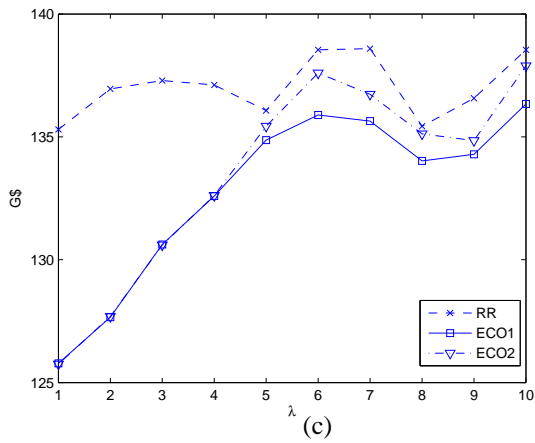
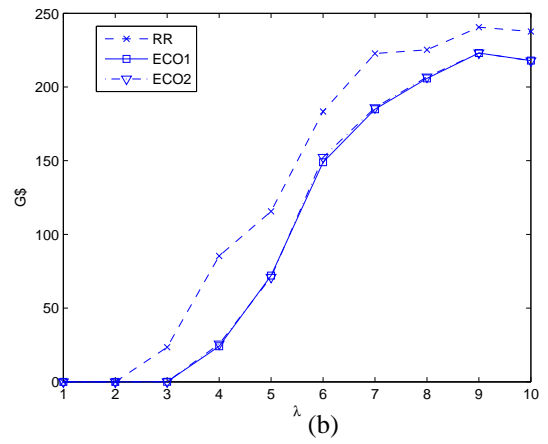
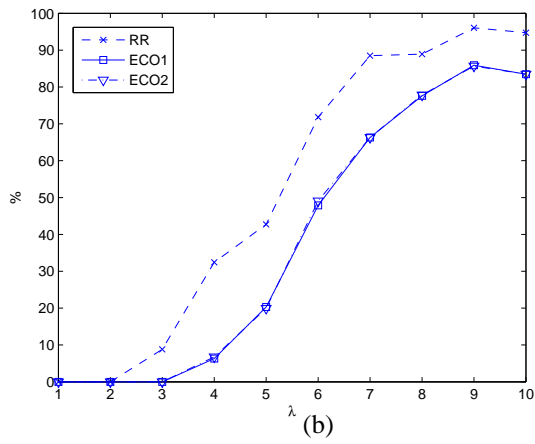
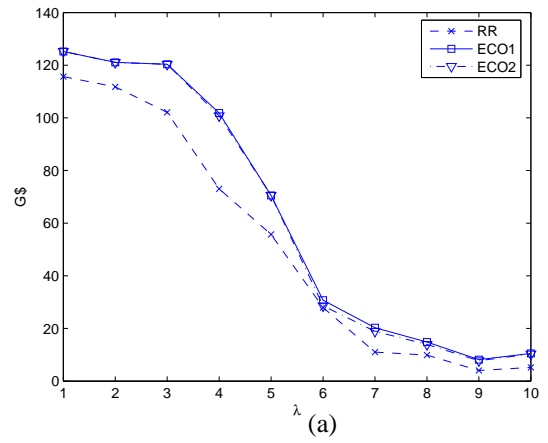
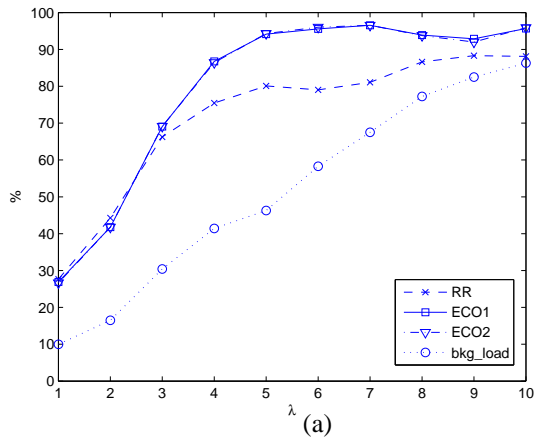


Figure 1: Computational results 1 of 2.

Figure 2: Computational results 2 of 2.

Figure 1(c) shows the trend of the average computational cost per scheduled task (among the scheduled tasks), as a function of task arrival rate λ . With RR protocol the task computational cost is almost independent from λ and on average equal to 137 G\$; this is due to the logic of RR protocol where all the available resources of the selected cluster is assigned to the submitted task in order to finish it as earliest as possible. With ECO the average task computational cost increases with λ from 126 G\$ (with $\lambda = 1$) to 138 G\$ (with $\lambda = 10$, and Scenario 2 (ECO2)), and it is always less than the value obtained with RR. In particular, there is a non-negligible difference between the two experimented scenarios (see ECO1 and ECO2 curves) for $\lambda \geq 5$, with a greater computational cost in Scenario 2, where many GRBs interacts with each GSP, and hence each GSP accept the most profitable award for the GSP itself, resulting in a greater average profit for the resource owners than that of Scenario 1. Figure 2(a) shows the average utility of submitted task as a function of λ . Both scheduled and rejected tasks are considered in this evaluation, with the utility of rejected tasks fixed to zero, and the utility of scheduled tasks equal to the difference between the task budget (fixed to 250 G\$ per task) and the task execution cost (computational cost plus penalty cost). The figure shows that task utility decreases with λ , but with ECO the average task utility is always greater than that with RR protocol in both the two evaluated scenarios. In particular there is a significant gap among task utilities obtained with ECO and RR in the medium/high congested case (i.e., λ between 3 and 5). Figure 2(b) shows the average penalty cost of submitted task as a function of λ (rejected task are penalized by an amount equal to their budget). Clearly, penalty cost increases with λ . Also for this analysis it can be noted that with ECO we obtain better results compared to RR. In particular, for low congested cases ($\lambda \leq 3$) all submitted tasks have been scheduled and finished within their due dates with ECO (i.e. task penalty equal to zero), while with RR we have an average task penalty equal to 23.5 G\$ for $\lambda = 3$. Finally, Figure 2(c) shows the average tardiness of scheduled tasks. For low congested cases ($\lambda \leq 3$) task tardiness is always equal to zero with ECO, and almost equal to zero with RR. For medium/high and very high congested case, we get a smaller tardiness with RR with respect to ECO, but in any case the average tardiness is very small (less than 1.5 time units). The fact that with RR we get better results is due to the policy of RR that schedules tasks on the selected cluster in order to finish the task as earliest as possible, while with ECO the task are scheduled trying to maximize their utility, and there is no advantage in terms of task utility to finish tasks earlier than their due dates.

6 Conclusions

The problem of allocating resources in Grid scheduling requires the definition of a model that allows local and external schedulers to communicate to achieve an efficient management of the resources themselves. To this aim, some economic/market-based models have been introduced in the literature, where users, external schedulers, and local schedulers negotiate to optimize their objectives. In this paper, we presented a tender/contract-net model for Grid resource allocation, showing the interactions among the involved actors. The behavior of the proposed approach was experimentally compared with a round-robin allocation protocol, showing how the former is able to produce more effective results in terms of both system load and execution cost.

References:

- [1] R. Buyya, D. Abramson, J. Giddy and H. Stockinger, Economic Models for Resource Management and Scheduling in Grid Computing, *Concurrency and Computation: Practical Experience* 14 (2002) 1507–1542.
- [2] R. Buyya, D. Abramson and S. Venugopal, The Grid Economy, in M. Parashar and C. Lee (eds.), *Special Issue on Grid Computing, Proceedings of the IEEE* 93 (2005) 698–714.
- [3] M. Caramia and S. Giordani, A Simulation Study on the Impact of Data Replication Policies in Grid Scheduling, *WSEAS Transactions on Computers* 12 (5) (2006) 2962–2969.
- [4] M. Caramia and S. Giordani, An Economic Model for Grid Scheduling, *7th WSEAS International Conference on Applied Informatics and Communications, Athens, Greece, August 24-26 (2007)* 321–326.
- [5] H. Casanova and J. Dongarra, NetSolve: A Network Server for Solving Computational Science Problems, *International Journal of Supercomputing Applications and High Performance Computing* 11 (1997) 212–223.
- [6] S. Chapin, J. Karpovich and A. Grimshaw, The Legion Resource Management System, *Proceedings of the 5th International Workshop on Job Scheduling Strategies for Parallel Processing, San Juan, Puerto Rico, April 16 1999*, Springer Berlin.
- [7] I. Foster and C. Kesselman, *The Grid: blueprint for a new computing infrastructure (2nd edition)* (2004) Morgan Kaufmann.
- [8] J. Gomoluch and M. Schroeder, *Market-Based Resource Allocation for Grid Computing: A*

- [9] A. Natrajan, M. Crowley, N. Wilkins-Diehr, M. Humphrey, A. Fox, A. Grimshaw and C. Brooks III, Studying Protein Folding on the Grid: Experiences using CHARMM on NPACI Resources under Legion, Proceeding of the HPDC Conference, San Francisco, CA, USA, Aug 7-9 2001.
- [10] N. Nisan, S. London, O. Regev and N. Camiel, Globally distributed computation over the Internet - the POPCORN project, Proceedings of the 18th International Conference on Distributed Computing Systems, Amsterdam, The Netherlands, May 1998, IEEE Computer Society.
- [11] D. Petcu, Grid Services for Satellite Image Processing, WSEAS Transactions on Computers 2 (6) (2007) 347–354.
- [12] B. Plale, D. Gannon, D. Reed, S. Graves, K. Droegemeier, B. Wilhelmson and M. Ramamurthy, Towards Dynamically Adaptive Weather Analysis and Forecasting in LEAD, Proceedings of the International Conference on Computational Science (2005) 624–631.
- [13] K. Ranganathan and I. Foster, Decoupling computation and data scheduling in distributed data-intensive applications, Proceedings of the 11th IEEE International Symposium on High Performance Distributed Computing, Edinburgh, Scotland, July 23-26 2002, 352–358, IEEE Computer Society.
- [14] R. Smidh and R. Davis, The Contract Net Protocol: High Level Communication and Control in a Distributed Problem Solver, IEEE Transactions on Computers 29 (1980) 1104–1113.
- [15] A. Su, F. Berman, R. Wolski and M.M. Strout, Using AppLeS to schedule simple SARA on the computational Grid, International Journal of High Performance Computing Application 13 (1999) 253–262.
- [16] C.S. Yeo and R. Buyya, Pricing for Utility-driven Resource Management and Allocation in Clusters, International Journal of High Performance Computing Applications, Thousand Oaks, CA, USA 2007, SAGE Publications.