



Linton, M-J., Dieppe, P., & Medina-Lara, A. (2016). Review of 99 self-report measures for assessing well-being in adults: exploring dimensions of well-being and developments over time. *BMJ Open*, 6(7), [e010641]. <https://doi.org/10.1136/bmjopen-2015-010641>

Publisher's PDF, also known as Version of record

License (if available):
CC BY

Link to published version (if available):
[10.1136/bmjopen-2015-010641](https://doi.org/10.1136/bmjopen-2015-010641)

[Link to publication record in Explore Bristol Research](#)
PDF-document

This is the final published version of the article (version of record). It first appeared online via BMJ Publishing at <https://bmjopen.bmj.com/content/6/7/e010641> . Please refer to any applicable terms of use of the publisher.

University of Bristol - Explore Bristol Research

General rights

This document is made available in accordance with publisher policies. Please cite only the published version using the reference above. Full terms of use are available: <http://www.bristol.ac.uk/red/research-policy/pure/user-guides/ebr-terms/>

BMJ Open Review of 99 self-report measures for assessing well-being in adults: exploring dimensions of well-being and developments over time

Myles-Jay Linton,¹ Paul Dieppe,² Antonieta Medina-Lara¹

To cite: Linton M-J, Dieppe P, Medina-Lara A. Review of 99 self-report measures for assessing well-being in adults: exploring dimensions of well-being and developments over time. *BMJ Open* 2016;**6**:e010641. doi:10.1136/bmjopen-2015-010641

► Prepublication history and additional material is available. To view please visit the journal (<http://dx.doi.org/10.1136/bmjopen-2015-010641>).

Received 30 November 2015
Revised 24 April 2016
Accepted 23 May 2016



CrossMark

¹Health Economics Group, University of Exeter, Exeter, UK

²Institute of Health Research, University of Exeter, Exeter, UK

Correspondence to

Myles-Jay Linton;
m.a.linton@exeter.ac.uk

ABSTRACT

Objective: Investigators within many disciplines are using measures of well-being, but it is not always clear what they are measuring, or which instruments may best meet their objectives. The aims of this review were to: systematically identify well-being instruments, explore the variety of well-being dimensions within instruments and describe how the production of instruments has developed over time.

Design: Systematic searches, thematic analysis and narrative synthesis were undertaken.

Data sources: MEDLINE, EMBASE, EconLit, PsycINFO, Cochrane Library and CINAHL from 1993 to 2014 complemented by web searches and expert consultations through 2015.

Eligibility criteria: Instruments were selected for review if they were designed for adults (≥ 18 years old), generic (ie, non-disease or context specific) and available in an English version.

Results: A total of 99 measures of well-being were included, and 196 dimensions of well-being were identified within them. Dimensions clustered around 6 key thematic domains: mental well-being, social well-being, physical well-being, spiritual well-being, activities and functioning, and personal circumstances. Authors were rarely explicit about how existing theories had influenced the design of their tools; however, the 2 most referenced theories were Diener's model of subjective well-being and the WHO definition of health. The period between 1990 and 1999 produced the greatest number of newly developed well-being instruments ($n=27$). An illustration of the dimensions identified and the instruments that measure them is provided within a thematic framework of well-being.

Conclusions: This review provides researchers with an organised toolkit of instruments, dimensions and an accompanying glossary. The striking variability between instruments supports the need to pay close attention to what is being assessed under the umbrella of 'well-being' measurement.

INTRODUCTION

The importance of well-being has been widely acknowledged in the past 20 years.

Strengths and limitations of this study

- Compared with the largest review of the topic to date, the current review contains an additional 40 instruments, and provides an organised index of dimensions not found elsewhere in the literature.
- This review provides the first quantified demonstration of how self-reported measures of well-being have developed over the past 50 years.
- The aim of the review was limited to adult generic measures due to practical constraints, and as a result condition-specific instruments and tools designed for use with children and adolescents were not included.

Increasing interdisciplinary work on the topic,¹ explicit governmental interest in measuring subjective well-being (SWB),²⁻³ and public interest⁴ are evidence of this. Simultaneously, the measurement of well-being, broadly defined as 'the quality and state of a person's life',⁵ has become an area of growing prominence for academics, healthcare professionals and policymakers alike.⁶⁻⁷ However, despite extensive study on the topic,⁸ there is little available consensus in the literature on the range, contents and differences between self-report measures of well-being.

Fundamental to the challenge of measuring well-being is the extent of disagreement over its definition⁹ and theoretical basis.⁸ For example, definitions of well-being often differ by discipline, and are frequently confused with related topics such as health-related quality of life, happiness and wellness. Theories of well-being are problematic due to their vast numbers; for example, some investigators approach the topic from the perspective of basic human needs,¹⁰ while others examine the capabilities of individuals¹¹ and multiple theories have been integrated into new hybrid approaches.¹²

However, relatively little attention has been paid to how these varying perspectives have influenced the development and range of well-being measurement instruments in existence.

A second challenge for a researcher interested in well-being is selecting an instrument from the large number of available options. Despite the continued development of new instruments, no universally accepted measure has emerged,¹³ in part because there are no agreed conceptual criteria concerning what an instrument should contain. Further, what is a priority for measuring well-being in one discipline, such as health economics, may not be a priority in another context, such as clinical psychology. Given this, a universally accepted measure of well-being may be an unrealistic goal. Regardless, new tools continue to be developed in order to reflect differing perspectives,¹⁴ changing clinical needs¹⁵ and input from newly interested disciplines, such as public health.¹⁶

Ambiguity is also caused by variability in the dimensions of well-being used between instruments. Here, dimensions are defined as the underlying aspects of well-being that authors are trying to measure, such as self-acceptance, life satisfaction or social integration.^{17–20} The presence of differing perspectives on the topic²¹ is one likely cause of this ambiguity. Although the biological, psychological, social, economic and spiritual dimensions of well-being have been acknowledged in the literature,^{22–24} the way in which they are operationalised as dimensions across measures of well-being is largely unstated. Thus, researchers are provided with little guidance on how and where dimensions of interest can be found within the growing number of measurement instruments available.

As with most domains of measurement, there is no agency or group that oversees and coordinates the development and organisation of well-being measures. Instruments are scattered across disciplines, inconsistently labelled, and the differences between them are unclear.¹⁸ Despite efforts by the Organisation for Economic Co-operation and Development (OECD) to formalise the measurement of well-being,²⁵ not enough exhaustive advice is provided on how researchers can effectively use the many self-report instruments that have already been developed within existing literature. Researchers aiming to measure well-being are left to select instruments based on what is familiar to them within their particular discipline, what is most often used by others or to create yet another new instrument.

Despite these issues, well-being remains a highly prioritised concept of interest. Beyond being a valuable outcome in itself,²⁶ the explicit measurement and improvement of subjective forms of well-being has become a key policy and government objective.^{27 28} This is in part due to the observation that being healthy does not guarantee a person feelings of well-being,⁴ and the finding that 'objective' indicators of well-being such as income can only give a partial account of what it means to live well.² As such, interest in self-reported forms of

well-being seems both practically and empirically sensible.

Previous reviews have highlighted some of the available tools.^{29–31} However, not all have used systematic methods for identifying measures. Many of the reviews to date have focused on psychometric properties such as validity and reliability; however, the tools themselves are typically listed without clear analysis of how their content differs. Further, the evolution of instruments over time and their theoretical underpinnings have not been described. These issues justify this review, which aims to inform researchers and practitioners about the breadth, variety and content of available measures of well-being.

The aims of the current review were to: (1) identify measures of well-being; (2) describe the characteristics of the identified instruments; (3) describe and depict how the measurement of well-being has developed over time and (4) organise the dimensions identified into a conceptual framework, highlighting key themes of well-being, and the instruments that measure them. Dimensions were defined as the conceptual subscales that the instruments investigated covered. Themes described the overarching conceptual domains that the dimensions reflect, or fit into. Our wider objective was to provide researchers with a framework and glossary of terms to aid in the selection of well-being instruments containing the most appropriate dimensions for their purposes.

METHODS

Search strategy

Searches were conducted in MEDLINE, EMBASE, EconLit, PsycINFO, Cochrane Library and CINAHL databases (see online supplementary appendix 1). 'Systematic' within the context of the current review refers to the fact that a specific and structured search strategy was used. Additional manual hand and web searching was undertaken through 2015 using online resources, search engines and consultations with subject matter experts. The systematic search was limited to records as far back as 1993 in order to ensure we were focusing on old and new instruments that were being used in the past 20 years. Well-being measures were identified by searching through identified publications.

Inclusion and exclusion criteria

Instruments were included in the review if they were: (1) designed for general use, either in population studies or as generic tools across contexts; (2) designed for use in adults; (3) designed for assessing well-being, including concepts such as quality of life, happiness and wellness and (4) available in an English translation. Instruments were excluded if their primary focus was: (1) disease specific (ie, cancer or stroke-specific tools); (2) context specific (ie, pregnancy) and (3) instruments designed for children or adolescents.

Data extraction

Data extraction was undertaken by two reviewers (M-JL and AM-L). Details extracted included the name of the instrument, its acronym, authorship, date of publication, number of items and response format, theories referenced, date of initial development, and the date of the latest available version of the instrument. Details about the dimensions within each instrument as specified by the author were recorded using a similar form.

Thematic analysis

The dimensions extracted from identified instruments were organised using thematic analysis³² in order to categorise them into themes. The qualitative analysis was undertaken using NVivo V.8 (NVivo qualitative data analysis software, Version 8 [program]: QSR International Pty Ltd Australia, 2008). First, the dimensions and definitions were tabulated. Prior to the analysis, the review team (M-JL, AM-L and PD) examined the full set of dimensions and combined dimensions that were unanimously identified as being indistinguishable. After a process of familiarisation with the data, each dimension was qualitatively coded. For example, dimensions such as

hearing and vision clustered around the code 'physical senses'. Coding was undertaken by two reviewers (M-JL and AM-L) and any discrepancies that arose were solved through discussion with the third member of the review team (PD). These clusters of coded dimensions were gradually assembled into larger groupings that formed preliminary themes. Once these key themes were reviewed and amended by the review team, they were defined and named. It was anticipated that themes might overlap and that dimensions could fit within multiple themes; however, the categories provided by the technique afforded some order to the otherwise unmanageably large range of dimensions. The review team included academics with backgrounds in psychology (M-JL), economics (AM-L) and clinical medicine/public health (PD), helping to minimise disciplinary biases. Results were synthesised as a narrative review.

RESULTS

Identification of instruments

The PRISMA³³ diagram summarises the search results, screening and exclusion of studies (figure 1). The systematic search provided 2520 unique records after

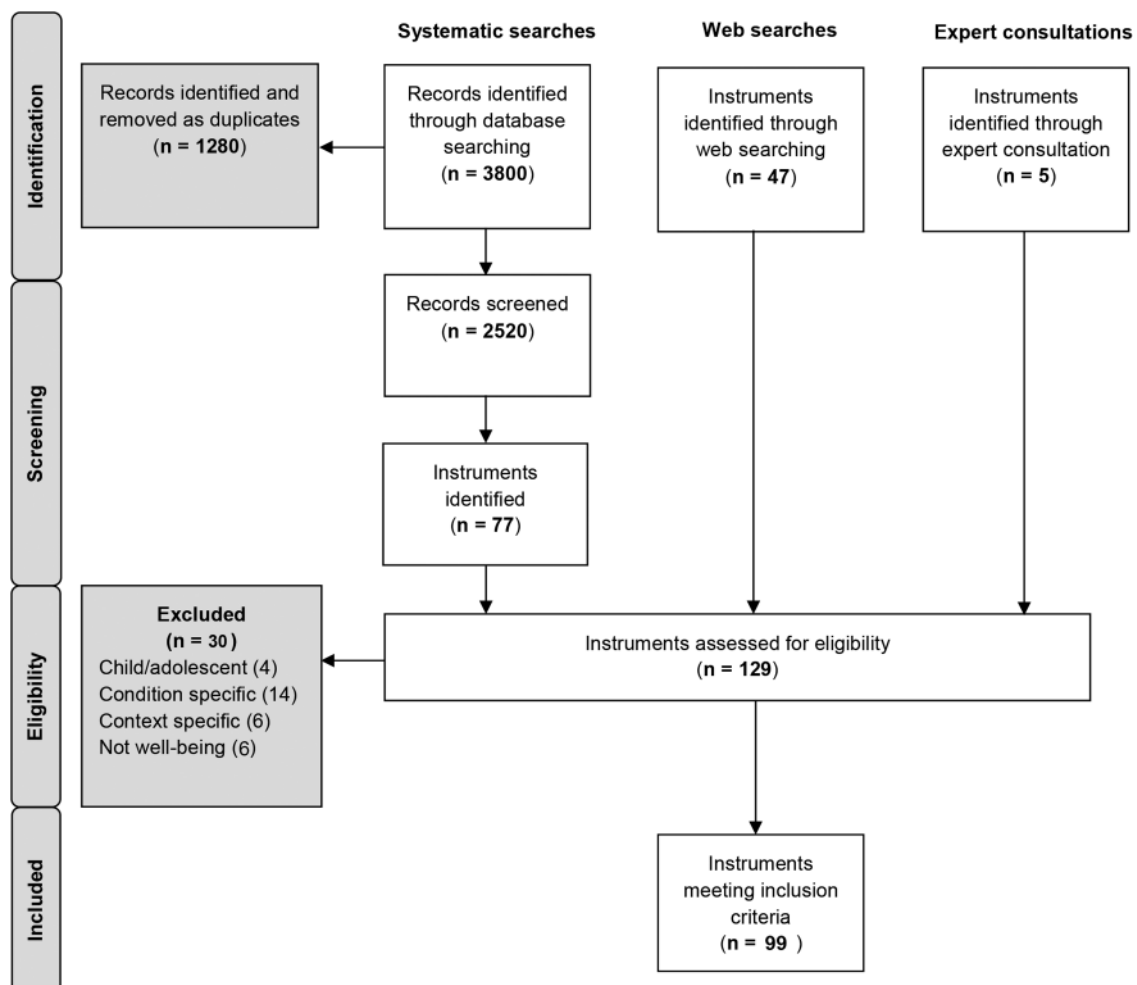


Figure 1 PRISMA diagram.

duplicates had been removed. From the identified publications, a total of 129 instruments were assessed for eligibility, and 30 of these instruments were excluded as they were either: designed for use in children/adolescents (4/30); explicitly designed for use in specific clinical conditions (14/30); designed for specific contexts (6/30) or were deemed by the review team to not be measures of well-being (6/30). **Table 1** contains details on each of the 99 instruments included in the final review. Many of the instruments have been amended and shortened from their original format; therefore, the instruments included in **table 1** are either: (1) the original tools if no revised version was found or (2) the latest revised version. A breakdown of when the instruments were first developed and their most recent major revisions can be found in **figure 2**.

Instrument characteristics

Features of well-being instruments

The majority of measures contained multiple items (95/99), the largest containing 317 items (tool 78: SEQOL). Most of the instruments used verbal questions (97/99), however two tools were pictorial (tool 12: CL and tool 96: WPS). The fewest response options were found within simple yes/no questionnaires (tool 37: KSQ), while other tools offered up to 11 response options along a bipolar scale (tool 26: HM and tool 58: PWI-A). However, the majority of the tools used five-point bipolar Likert scales. Items asked individuals about the frequency; intensity; strength of agreement; or truth of specific and non-specific thoughts, feelings, experiences and statements. Instruments were named after key authors (11/99) such as the Rosenberg Self-Esteem Scale, academic affiliation (7/99) as with the Oxford Happiness Questionnaire or organisational affiliation (5/99) as with the WHO-5. In the majority of cases, instruments were named after their key concept or approach.

Theoretical influence

The two theoretical influences most commonly reported in the literature were Diener's¹²⁷ model of SWB and the WHO definition of health: "a complete state of physical, mental and social well-being".¹²⁸ Maslow's¹⁰ hierarchy of needs; Sen's¹¹ capability approach; Antonovsky's¹²⁹ theory of salutogenesis; Ryff's¹³⁰ psychological well-being; Fisher *et al's*¹³¹ spiritual well-being model and self-determination theory¹³² were also referred to. In many cases, however, authors did not specify the theories that had influenced the design of their instrument.

Disciplinary influence

Most instruments were developed by interdisciplinary teams. However, classifying instruments by discipline proved impractical. Clinical psychology, medical sociology, public health, epidemiology, psychotherapy, health psychology, nursing, gerontology and primary care were among the disciplines represented. In some

cases, such as the Warwick-Edinburgh Mental Well-being Scale (tool 96), multidisciplinary input spanned colleagues from medical schools, faculties of health and social care and schools of sociology and social policy.

Development of instruments over time

Although the systematic searches were limited to 1993 and 2014, almost half of the instruments we identified during this time had been first developed in the decades prior to this period (44/99). As shown in **figure 2**, the oldest instruments identified were developed in 1961 (tool 39: LSI-A and tool 10 V.1: BDI) while the newest tools were developed in 2015 (tool 33: ICOPPE and tool 23: FWBS). On average, eight tools had been designed every 5 years since 1960. The 1990s provided the biggest period for the development of new tools (n=27). Since 2010, 14 new tools and 8 revisions have already been published.

Three trends were observed over time. First, many newer measures contain fewer items, or are accompanied by short-form versions. Second, since the 1980s, with measures such as the Spiritual Well-being Scale (tool 84), spirituality has been incorporated into the assessment of well-being. Finally, over the past 15 years, there have been significant efforts to contrast the many measures of ill health and unhappiness with measures of positive functioning and adaptation to negative circumstances. Examples of these instruments included the Salutogenic Health Indicator Scale (tool 75), Positive Functioning Inventory (tool 62) and the Flourishing Scale (Tool 21).

Definitions of well-being

Throughout the literature, incomplete and unclear definitions were provided. Broadly speaking, however, well-being was defined as a multidimensional construct.¹³⁰ Greater specificity was provided by definitions that partitioned well-being into a subjective domain, and a separate objective domain.⁴²

Subjective well-being

The subjective component of well-being was consistently divided into an 'affective' component concerned with emotions and a 'cognitive' component concerned with how people evaluate their own lives.^{50 109} The difference between SWB and terms used synonymously seemed to be unclear. SWB was noted as a synonym of happiness,¹¹⁶ mental well-being and mental health were acknowledged as being used interchangeably throughout the literature,¹³³ and psychological well-being was used as an alternative phrasing for mental health.⁷⁴ Authors were generally inconsistent on whether happiness should be understood as synonymous with SWB, specifically the affective portion of SWB, or a separate concept in itself. As the instruments were attempting to measure well-being through self-reported means, little explanation was given regarding how objective well-being should be conceptualised.

Table 1 Description of well-being tools and the themes that their dimensions reflect

(Diagram reference number) Instrument full name	Acronym	First published	Most recent revision	Number of items*	Themes of well-being						
					Global well-being	Mental well-being	Social well-being	Physical well-being	Spiritual well-being	Activities and functioning	Personal circumstances
1. 15D	15D	1981	1989 ³⁴	15		●	●	●		●	
2. Affect Balance Scale	ABS	1969	1969 ³⁵	10		●					
3. Affectometer 2	A2	1979	1983 ³⁶	20		●					
4. Anamnestic Comparative Self-Assessment	ACSA	2006	2006 ³⁷	1	●						
5. Arizona Integrative Outcomes Scale	AIOS	2004	2004 ³⁸	1	●						
6. Assessment of Quality Of Life	AQOL	1999	1999 ³⁹	15		●	●	●		●	
7. Authentic Happiness Index	AHI	2005	2005 ⁴⁰	20		●			●	●	
8. Basic Psychological Needs Scale	BPNS	2003	2003 ⁴¹	21		●	●			●	
9. BBC Subjective Well-Being Scale	BBC-SWB	2011	2013 ⁴²	24		●	●	●			
10. Beck Depression Index-2	BDI-2	1961	1996 ⁴³	21		●	●	●		●	
11. Biopsychosocialspiritual Inventory	BIOPSSI	2007	2007 ⁴⁴	41		●	●	●	●	●	
12. Cantril Self-Anchoring Striving Scale	CL	1965	1965 ⁴⁵	1	●						
13. CASP-19 (Control, Autonomy, Self-realisation and Pleasure)	C19	2003	2003 ⁴⁶	19		●				●	●
14. Centre for Epidemiological Studies Depression scale-Revised	CESD-R	1977	2011 ⁴⁷	20		●	●	●		●	
15. Chinese Happiness Inventory	CHI	1997	1997 ⁴⁸	48		●	●	●		●	●
16. Depression-Happiness Scale-Short	DHS-S	1993	2004 ⁴⁹	25		●					
17. Emotional Well-Being Scale	EWBS	2011	2011 ⁵⁰	13		●					
18. EUROQOL-5D-5L	EQ-5D-5L	1990	2011 ⁵¹	5		●		●		●	
19. EURO-D	EURO-D	1999	1999 ⁵²	12		●					
20. EUROHIS-QOL	E-QOL	1998	2003 ⁵³	8		●	●	●			●

Continued

Table 1 Continued

(Diagram reference number) Instrument full name	Acronym	First published	Most recent revision	Number of items*	Themes of well-being							
					Global well-being	Mental well-being	Social well-being	Physical well-being	Spiritual well-being	Activities and functioning	Personal circumstances	
21. Flourishing Scale	FS	2010	2010 ¹⁴	8		●	●			●		
22. Functional Assessment of Cancer Therapy-General Population†	FACT-GP	1993	2005 ⁵⁴	21		●	●	●			●	●
23. Functional Well-Being Scale	FWBS	2015	2015 ⁵⁵	10		●	●	●			●	●
24. General Health Questionnaire	GHQ12	1978	1988 ⁵⁶	12		●						
25. Goteborg Quality of Life Instrument	GQLI	1967	1990 ⁵⁷	15		●	●	●				
26. Happiness Measures	HM	1966	1973 ⁵⁸	2		●						
27. Health and Well-Being assessment	HWB	2005	2005 ⁵⁹	20		●	●	●			●	
28. Health Utilities Index-3	HUI-3	1996	1998 ⁶⁰	8		●		●			●	
29. Herth Hope Index	HHI	1991	1992 ⁶¹	12		●						
30. Hospital Anxiety and Depression Scale	HADS	1983	1983 ⁶²	14		●	●	●			●	
31. ICECAP-A	ICECAP-A	2012	2012 ⁶³	5		●	●				●	●
32. ICECAP-O	ICECAP-O	2008	2008 ⁶⁴	5		●	●				●	●
33. ICOPPE (Interpersonal, Community, Occupational, Physical, Psychological, and Economic well-being)	ICOPPE	2015	2015 ²⁶	21	●	●	●	●			●	●
34. InCharge Financial Distress/Well-Being Scale	IFDFWS	2006	2006 ⁶⁵	8		●						●
35. Inventory of Positive Psychological Attitudes	IPPA	1991	1991 ⁶⁶	32		●					●	●
36. Jarel Spiritual Well-Being Scale	JSWBS	1996	1996 ⁶⁷	21		●				●		
37. Kellner's Symptom Questionnaire	KSQ	1987	1987 ⁶⁸	92		●	●	●			●	
38. Life Orientation Test-Revised	LOT-R	1985	1994 ⁶⁹	10		●						
39. Life Satisfaction Index-A	LSI-A	1961	1961 ⁷⁰	20		●					●	
40. Life Satisfaction Questionnaire-9	LISAT9	1991	1991 ⁷¹	9	●	●	●	●			●	●

Continued

Table 1 Continued

(Diagram reference number) Instrument full name	Acronym	First published	Most recent revision	Number of items*	Themes of well-being							
					Global well-being	Mental well-being	Social well-being	Physical well-being	Spiritual well-being	Activities and functioning	Personal circumstances	
41. Meaning in Life Questionnaire	MLQ	2006	2006 ⁷²	10		●				●		
42. Measure Yourself Concerns and Wellbeing	MYCAW	1996	2007 ⁷³	3	●							
43. Memorial University of Newfoundland Scale of Happiness	MUNSH	1980	1980 ⁷⁴	24		●						
44. Mental Health Continuum-Short Form	MHC-SF	2002	2005 ⁷⁵	14		●	●			●		
45. Mental Health Inventory-5	MHI5	1983	1988 ⁷⁶	5		●						
46. Mental Physical Spiritual Well-Being Scale	MPS	1995	1995 ⁷⁷	30		●		●		●		
47. Mood and Anxiety Symptoms Questionnaire-30	MASQ-D30	1991	2010 ⁷⁸	30		●		●				
48. Multicultural Quality of Life Index	MQLI	2011	2011 ⁷⁹	10	●	●	●	●	●	●	●	●
49. Multidimensional Personality Questionnaire-Brief	MPQ	1982	2002 ⁸⁰	155		●	●				●	
50. Multiple Affect Adjective Check List-Revised	MAACL-R	1965	1983 ⁸¹	132		●	●	●	●	●		●
51. Nottingham Health Profile	NHP	1975	1985 ⁸²	45		●	●	●		●	●	●
52. Older Adult Health and Mood Questionnaire	OAHMQ	1995	1995 ⁸³	22		●	●	●		●	●	●
53. Ontological Well-Being Scale	OWBS	2013	2013 ⁸⁴	24		●						
54. Orientations To Happiness	OTH	2005	2005 ⁸⁵	18		●				●	●	
55. Oxford Happiness Questionnaire	OHQ	1989	2002 ⁸⁶	29		●						
56. Perceived Wellness Survey	PWS	1997	1997 ⁸⁷	36		●	●	●		●		
57. Personal Growth Initiative Scale	PGIS	1998	1998 ⁸⁸	9		●						
58. Personal Wellbeing Index-Adult	PWI-A	1994	2013 ⁸⁹	7		●	●	●	●	●	●	●

Continued

Table 1 Continued

(Diagram reference number) Instrument full name	Acronym	First published	Most recent revision	Number of items*	Themes of well-being						
					Global well-being	Mental well-being	Social well-being	Physical well-being	Spiritual well-being	Activities and functioning	Personal circumstances
59. Philadelphia Geriatric Centre Morale Scale	PGCMS	1972	1975 ⁹⁰	17		●	●				
60. Physical, Mental and Social Well-Being Scale	PMSW-21	2014	2014 ⁹¹	21		●	●	●			
61. Positive and Negative Affect Scale	PANAS	1988	1988 ⁹²	12		●					
62. Positive Functioning Inventory	PFI-12	2014	2014 ¹⁵	12		●					
63. Positive Mental Health instrument	PMH	2011	2011 ⁹³	47		●	●		●		
64. Profile Of Mood States-Short	POMS2	1971	1983 ⁹⁴	37		●	●	●		●	
65. Psychological General Well-Being Index	PGWB-S	1970	2006 ⁹⁵	6		●					
66. Public Health Surveillance Well-Being Scale	PHS-WB	2012	2012 ¹⁶	10	●	●	●	●	●	●	
67. Purpose in Life Test-Short Form	PIL-SF	1964	2011 ⁹⁶	20		●			●		
68. Quality of Life Index-Generic	QOLI-G	1985	1985 ⁹⁷	66		●	●	●	●	●	●
69. Quality of Life Inventory	QOLI	1988	1988 ⁹⁸	17		●	●	●	●	●	●
70. Quality of Well-Being Self-Administered	QWB-SA	1970	1997 ⁹⁹	10		●	●	●		●	
71. Questionnaire for Eudaimonic Well-Being	QEWB	2010	2010 ¹⁰⁰	21		●			●		
72. Questions on Life Satisfaction	QOLS	1988	2000 ¹⁰¹	16	●	●	●	●		●	
73. Rosenberg Self-Esteem Scale	RSES	1965	1965 ¹⁰²	10		●					
74. Ryff's Scales of Psychological Well-Being	PWB	1989	1995 ¹⁰³	54		●	●		●	●	●
75. Salutogenic Health Indicator Scale	SHIS	2009	2009 ¹⁰⁴	12		●	●	●		●	●
76. Satisfaction With Life Scale	SWLS	1985	1985 ¹⁰⁵	5	●						
77. Scale of Positive And Negative Experience	SPANE	2010	2010 ¹⁴	12		●					

Continued

Table 1 Continued

(Diagram reference number) Instrument full name	Acronym	First published	Most recent revision	Number of items*	Themes of well-being						
					Global well-being	Mental well-being	Social well-being	Physical well-being	Spiritual well-being	Activities and functioning	Personal circumstances
78. Self-Evaluated Quality Of Life Questionnaire	SEQOL	2003	2003 ¹⁰⁶	317	●	●	●	●	●	●	●
79. Serenity Scale-Brief	SS-B	1993	2009 ¹⁰⁷	22		●			●		
80. Short form 36	SF-36v2	1988	1996 (JE Ware, M Kosinski, JE Dewey. How to score version 2 of the SF-36 health survey (standard & acute forms): Quality Metric Incorporated, 2000)	36		●	●	●		●	
81. Snaith-Hamilton Pleasure Scale	SHAPS	1995	1995 ¹⁰⁸	14		●					
82. Social Production Function-IL	SPF-IL	2005	2005 ¹⁰⁹	58		●	●	●			●
83. Social Well-being Scale	SWS	1998	1998 ¹¹⁰	50			●				
84. Spiritual Well-Being Scale	SP-WB-S	1982	1982 ¹¹¹	20					●		
85. Spirituality Index of Well-Being	SIWB	2004	2004 ¹¹²	12		●			●		
86. State Anxiety Inventory	SAI	1970	1992 ¹¹³	6		●					
87. State-Trait Cheerfulness Inventory	STCI	1996	1996 ¹¹⁴	30		●					
88. Steihauser Spiritual Concern Probe	SSCP	2006	2006 ¹¹⁵	1		●			●		
89. Subjective Happiness Scale	SHS	1999	1999 ¹¹⁶	4		●					
90. Subjective Vitality Scale	SVS	1997	1997 ¹¹⁷	7		●		●			
91. Temporal Satisfaction With Life Scale	TSWLS	1985	1998 ¹¹⁸	15	●						
92. The Spiritual Well-Being Questionnaire	SP-WB-Q	2003	2003 ¹¹⁹	20		●	●		●		●
93. The Spirituality Scale	SS	2005	2005 ¹²⁰	23		●	●		●		
94. Valued Living Questionnaire	VLQ	1999	2010 ¹²¹	20			●	●	●	●	●

Continued

Table 1 Continued

(Diagram reference number) Instrument full name	Acronym	First published	Most recent revision	Number of items*	Themes of well-being					
					Global well-being	Mental well-being	Social well-being	Physical well-being	Spiritual well-being	Activities and Personal circumstances
95. Warwick-Edinburgh Mental Well-Being Scale-Short	WEMWBS	1983	2009 ¹²²	7		●				
96. Well-Being Picture Scale	WPS	1979	2005 ¹²³	10	●					
97. WHO-5	WHO5	1982	1998 ¹²⁴	5		●				
98. WHO-Brief Spiritual, Religious and Personal Beliefs	WHO-QBF	1995	2013 ¹²⁵	34		●	●	●		●
99. Zung Self Rating Depression Scale	ZSDS	1965	1965 ¹²⁶	20		●	●	●		●

*Items refer to questions.
†This tool was developed for cancer therapy, but this is a generic version.

Health and well-being

The explicit difference between definitions of well-being and health appeared paradoxical. Authors frequently quoted the WHO definition of health as ‘a state of complete physical, mental and social well-being, not merely the absence of a disease’.^{93 104} This understanding blurs the boundaries between health and well-being. As such, many measures of well-being resemble multidimensional measures of health.

Dimensions of well-being

Description of dimensions

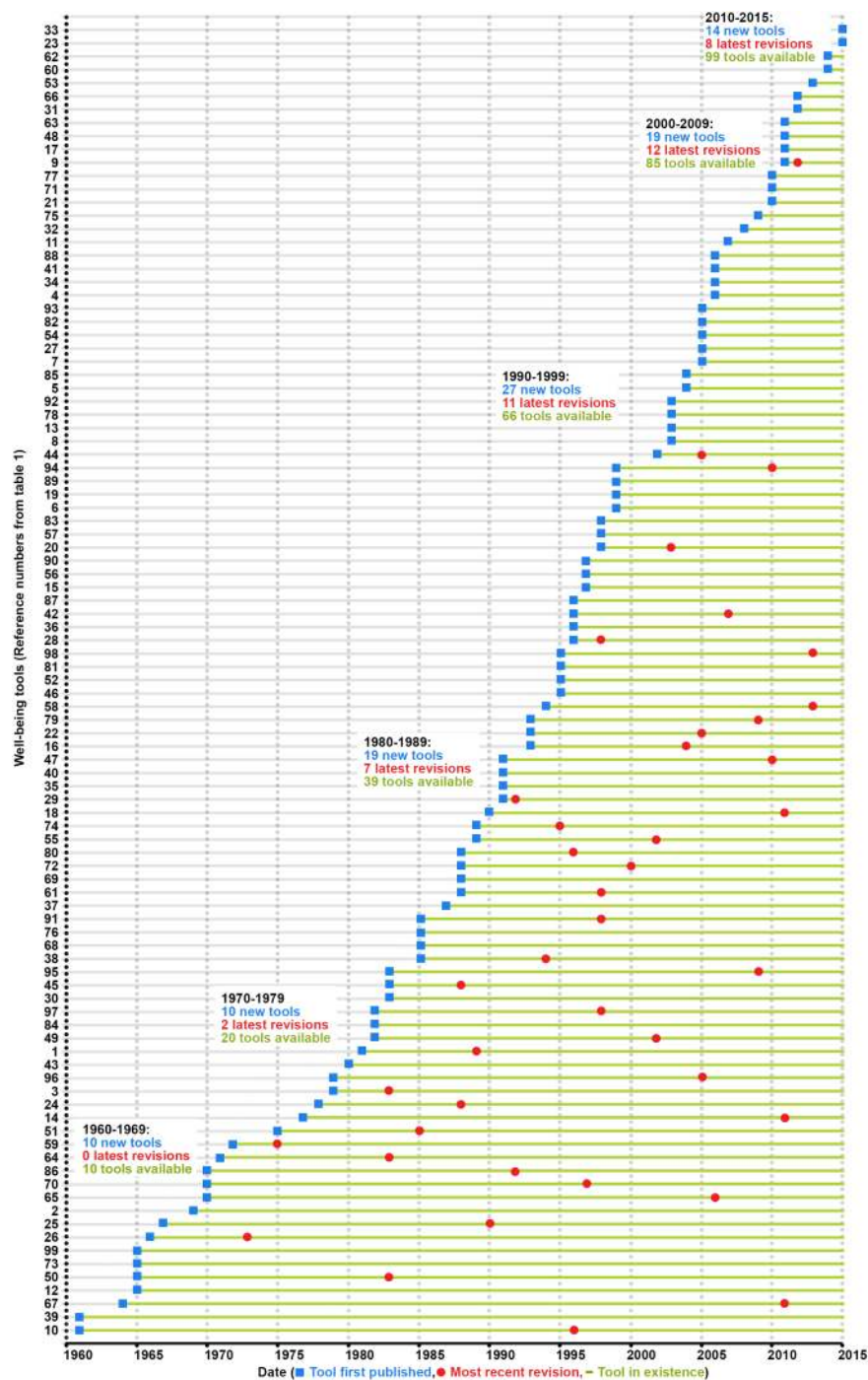
Across the 99 instruments identified, 196 different dimensions were found. In the 10 tools identified (period 1960–1965), 18 of the 196 dimensions were identified. Of these, the most common dimension was ‘depression’ (found within 3/10 tools). In contrast, more favourable dimensions such as ‘positive affect’ (found within 8 tools) have gradually appeared within instruments over time, and reflect a conceptual rebalancing in the topic. Psychological well-being overall (n=13); physical well-being overall (n=12); social well-being overall (n=9); depression (n=9); positive affect (n=8) and relationships (n=8) appeared multiple times within the instruments examined.

The majority of instruments were multidimensional (67/99), and on average contained 5 dimensions (range 1–15). Instrument developers used: preset theory, literature searches, factor analytic methods, expert opinion or a combination of all four to determine which dimensions would be included in their tools. Unidimensional instruments were most frequent measures of ‘well-being overall’, ‘happiness’ or ‘depression’. Of these, the majority of dimensions appeared in only one of the tools identified in the review (69%, 136/196). A brief description of each dimension as defined by the authors can be found in online supplementary appendix 2; it should be noted that these definitions of dimensions may sometimes differ from dictionary definitions or current thinking.

Dimensions as determinants, states and consequences

Determinants are those factors thought to influence how people think and feel, states are those specific thoughts and feelings a person can have about their lives, and consequences are specific outcomes that happen as a result of a person’s either positive or negative quality of life. However, some dimensions such as general health can be understood as being a possible precursor to well-being, being central to the idea of well-being and simultaneously being influenced by how happy or satisfied a person feels about their life. Although hundreds of dimensions of well-being were identified, there was little differentiation between which were considered determinants of well-being, which were states of being well and which were consequences of a person’s general health or well-being.

Figure 2 Developmental timeline of well-being measures.



Dimensions linked to themes

The dimensions clustered around six key themes: 'mental well-being', 'social well-being', 'physical well-being', 'spiritual well-being', 'personal circumstances' and 'activities and functioning'. A seventh set of dimensions were identified that attempted to measure 'well-being overall' in a global sense. Table 2 contains a brief description of each theme, and the number of dimensions linked to each. The majority of dimensions were linked to 'mental well-being', followed by 'social well-being' and 'activities and functioning'.

A thematic framework of well-being

An organised inventory of well-being dimensions is provided in figure 3. Each dimension is linked to the specific instruments that measure it, using the reference numbers found in table 1. Colour coding is used to highlight the themes of well-being that each dimension reflects. A glossary including definitions for each of the dimensions is provided in the online supplementary appendix 2.

DISCUSSION

We have provided a detailed inventory of 99 generic measures of adult well-being, a timeline illustrating the

Table 2 Descriptions of the themes identified and the reoccurring dimensions within them

Themes	Theme description
Mental well-being	Dimensions linked to the theme of mental well-being assess the psychological, cognitive and emotional quality of a person's life. This includes the thoughts and feelings that individuals have about the state of their life, and a person's experience of happiness.
Social well-being	Social well-being concerns how well an individual is connected to others in their local and wider social community. This includes social interactions, the depth of key relationships and the availability of social support.
Activities and functioning	The focus of this theme is the behaviour and activities that characterise daily life. This involves the specific activities we fill our time with, and our ability to undertake these tasks.
Physical well-being	Physical well-being refers to the quality and performance of bodily functioning. This includes having the energy to live well, the capacity to sense the external environment and our experiences of pain and comfort.
Spiritual well-being	Spiritual well-being is concerned with meaning, a connection to something greater than oneself and in some cases faith in a higher power.
Personal circumstances	These dimensions are related to the conditions and external pressures that an individual faces. This involves numerous environmental and socioeconomic concerns such as financial security.

development of these tools over the past 50 years and a thematically catalogued register of 196 available dimensions. The evidence suggests that there is little consistent agreement on how well-being should be measured, how instruments should be designed or which dimensions should be included.

In previous reviews,^{30 31} 60 or fewer instruments were identified; however, in our review 99 are reported. We believe the reasons for this are twofold. First, our initially

agreed definition of well-being⁵ was deliberately broad, in order to reflect the multiple definitions in use. As a result, measures of happiness, for example, which touched on relevant content, were included, even though they have featured less frequently in previous reviews. Second, the current review used a wider variety of databases and hand searching. This decision was taken in order to ensure that measures used across disciplines were identified. In a topic as diverse as well-being,




Figure 3 A thematic framework of well-being.

there is a need for both highly focused and widely scoped reviews. Narrowly focused reviews are able to provide more detailed insight on a smaller range of widely used tools, while reviews with a wider focus are able to focus on developments over time and the existence of lesser known tools, which may help researchers address their specific hypotheses.

We report consistent growth in the number of well-being instruments being developed, supporting the claim that there has been little unanimous agreement on how well-being should be measured. The growth observed is likely due to increasing multidisciplinary interest in the topic. For example, the first tools developed in the 1960s were heavily geared towards psychological and medical assessment; however, our work highlights a diverse set of tools, many the products of cross-disciplinary collaborations that draw on influences across different schools of thought. The spike in the number of instruments developed in the past 20 years in particular may have been influenced by the growing academic recognition that self-reported data produced by measures of well-being have demonstrable empirical and economic value.¹³⁴

The current review identified substantial heterogeneity in how well-being was defined and used. Taken together, however, well-being should be understood as a multidimensional construct, reflecting themes that often overlap. It contains positive phenomena such as joy and social acceptance, negative phenomena such as anxiety and pain, subjective feelings and perceptions, and more 'objective' material circumstances or health states. Given its breadth, and the field's inability to establish an agreed definition, it may be more advantageous to use 'well-being' as an umbrella term reflecting the above concepts, instead of as a distinct unitary concept. Greater specificity should instead be reserved for dimensions of well-being.

The review also raises an important point about the difference between measures of well-being and measures of health. Many of the multidimensional measures of well-being strongly resemble measures of general health. Drawing a distinction between general well-being and general health may be too subtle; however, 'SWB' may differ from health in that it inherently targets how individuals think and feel about the quality of their own lives.¹²⁷

The value and use of the measurement instruments will vary. Short measures of global well-being, such as the Arizona Integrative Outcomes Scale (AIOS) or the WHO-5 provide quick global snapshots on well-being, while taking up very little time from participants. In comparison, broader scoped instruments such as the Biopsychosocialspiritual Inventory (BIOPSSI) or the Mental Physical Spiritual Well-Being Scale (MPS) assess well-being separately across themes, and are thus able to provide a more comprehensive assessment. Other instruments assess more specific dimensions such as financial distress/well-being or social acceptance. These

instruments are conceptually narrower and, as a result, are better equipped to facilitate more focused assessment.

We limited the inclusion criteria to measurement instruments that were used as generic tools for adults. Although this meant that we will have missed measures of well-being for use in condition-specific and context-specific instances, the decision was justified on pragmatic grounds in order to keep the review more focused on measures for use across populations. The extensive literature, inconsistent phrasing and disorganisation remain significant challenges for those conducting systematic reviews on the topic of well-being. It is unlikely that any search strategy could collate a definitive list of instruments; however, hopefully the broad approach taken in the current work is able to complement the selective reviews already in existence. In contrast to the psychometric focus of previous reviews, the objective of our work was to inform researchers about the dimensions available and the thematic differences among instruments. Further research should investigate the psychometric properties of this wider set of tools, with a specific focus on the issue of content and construct validity. Merging these strands of work should strengthen the methodological quality and our understanding of the subject.

A long list of well-being measures has been provided, but ambiguity surrounding the measurement of well-being remains. In the current work, we have attempted to be inclusive, rather than attempting to consolidate the measurement options; however, additional research should be conducted in order to investigate whether so many measures are necessary. For example, some of the measures available may be too similar to other instruments already in use. Others developed many years ago may simply no longer be of value due to the ongoing development of newer instruments or because they are based on outdated theories. Work to clarify which instruments are necessary should ideally tie in with psychometric work referred to above.

Further research should also focus on better understanding the conceptual similarities and differences between different dimensions of well-being. The quantitative difference between some concepts such as happiness and emotional well-being, or life purpose and life meaning, remain unclear. Unhelpfully, terms like functioning, welfare, wellness and satisfaction continue to be used interchangeably. Further research should seek to investigate whether the conceptual underpinnings of the measures identified are defensible. Progress will depend on researchers being more specific about definitions, selective about which measures are used and more cautious about how well-being terms are used.

CONCLUSION

Ambiguity surrounding how well-being is conceptualised and measured prompted us to review the measurement options available, their development over time and the

dimensions within them. A comprehensive overview of available instruments has been provided; however, we do not offer a recommendation for the use of any one specific instrument. Instead, we reiterate that the most appropriate measure of well-being will depend on the dimensions of well-being of most interest, in coordination with psychometric guidance. We hope the framework provided will encourage researchers to be more explicit about what specific themes or dimensions they hope to measure. The consistent rate at which new instruments have been developed suggests that continued growth can be expected. While significant empirical and policy-related developments have been made in the past 10 years, continued progress will depend on equal amounts of effort focused on understanding the methods and measures used to collect well-being data.

Acknowledgements The authors would like to acknowledge the input of Leala Watson for her work on the systematic searches, and Louise Crathorne for her help preparing the manuscript.

Collaborators Leala Watson; Louise Crathorne.

Contributors The initial motivation for a review on the topic came from AM-L. The core sections of the review were formulated by M-JL, AM-L and PD. The search strategy was devised by AM-L and Leala Watson (LW). Screening records was undertaken by M-JL and AM-L, and any discrepancies were resolved through discussion with PD. Data from these records were extracted by M-JL and AM-L. M-JL and AM-L also undertook the qualitative thematic analysis, with PD examining the qualitative coding and naming of thematic domains for consistency. M-JL designed all figures, with comments and suggestions from AM-L and PD. Preparation of the manuscript was undertaken by M-JL, AM-L and PD, with considerable input from all authors.

Funding This research was supported by a University of Exeter Medical School PhD Studentship.

Competing interests None declared.

Provenance and peer review Not commissioned; externally peer reviewed.

Data sharing statement No additional data are available.

Open Access This is an Open Access article distributed in accordance with the Creative Commons Attribution Non Commercial (CC BY-NC 4.0) license, which permits others to distribute, remix, adapt, build upon this work non-commercially, and license their derivative works on different terms, provided the original work is properly cited and the use is non-commercial. See: <http://creativecommons.org/licenses/by-nc/4.0/>

REFERENCES

- Blanchflower DG, Oswald AJ. International happiness: a new view on the measure of performance. *Acad Manag Perspect* 2011;25:6–22.
- Stiglitz JE, Sen A, Fitoussi J-P. *Report by the commission on the measurement of economic performance and social progress*. Paris: Commission on the Measurement of Economic Performance and Social Progress, 2010.
- Hicks S, Tinkler L, Allin P. Measuring subjective well-being and its potential role in policy: perspectives from the UK office for national statistics. *Soc Indicators Res* 2013;114:73–86.
- Naci H, Ioannidis JP. Evaluation of wellness determinants and interventions by citizen scientists. *JAMA* 2015;314:121–2.
- Maggino F. Assessing the subjective wellbeing of nations. In: Glatzer W, Camfield L, Møller V, Rojas M, eds. *Global handbook of quality of life*. Springer, 2015:803–22.
- Krueger AB, Stone AA. Progress in measuring subjective well-being. *Science* 2014;346:42–3.
- Stranges S, Samaraweera PC, Taggart F, et al. Major health-related behaviours and mental well-being in the general population: the Health Survey for England. *BMJ Open* 2014;4:e005878.
- Deci EL, Ryan RM. Hedonia, eudaimonia, and well-being: an introduction. *J Happiness Stud* 2008;9:1–11.
- Dodge R, Daly AP, Huyton J, et al. The challenge of defining well-being. *Int J Wellbeing* 2012;2:222–35.
- Maslow AH. A theory of human motivation. *Psychol Rev* 1943;50:370–96.
- Sen A. *Commodities and capabilities*. Amsterdam: Elsevier, 1985.
- Brief AP, Butcher AH, George JM, et al. Integrating bottom-up and top-down theories of subjective well-being: the case of health. *J Pers Soc Psychol* 1993;64:646.
- Layard R. Measuring subjective well-being. *Science* 2010;327:534–5.
- Diener E, Wirtz D, Tov W, et al. New well-being measures: short scales to assess flourishing and positive and negative feelings. *Soc Indicators Res* 2010;97:143–56.
- Joseph S, Maltby J. Positive functioning inventory: initial validation of a 12-item self-report measure of well-being. *Psychol Wellbeing* 2014;4:15.
- Bann CM, Kobau R, Lewis MA, et al. Development and psychometric evaluation of the public health surveillance well-being scale. *Qual Life Res* 2012;21:1031–43.
- Gallagher MW, Lopez SJ, Preacher KJ. The hierarchical structure of well-being. *J Pers* 2009;77:1025–50.
- Gasper D. Understanding the diversity of conceptions of well-being and quality of life. *J Socio Econ* 2010;39:351–60.
- Keyes CL, Waterman MB. Dimensions of well-being and mental health in adulthood. In: Bornstein M, Davidson L, Keyes CLM, Moore K, Rogers M, eds. *Well-being: positive development throughout the life course*. Mahwah, NJ: Erlbaum, 2003:477–97.
- Wish NB. Are we really measuring the quality of life? Well-being has subjective dimensions, as well as objective ones. *Am J Econ Sociol* 1986;45:93–9.
- Şimşek ÖF. Happiness revisited: ontological well-being as a theory-based construct of subjective well-being. *J Happiness Stud* 2009;10:505–22.
- Bensley RJ. Defining spiritual health: a review of the literature. *J Health Educ* 1991;22:287–90.
- Engel GL. The need for a new medical model: a challenge for biomedicine. *Science* 1977;196:129–36.
- Larson JS. The conceptualization of health. *Med Care Res Rev* 1999;56:123–36.
- OECD. *How's life? 2013*. Paris: OECD Publishing, 2013.
- Prilleltensky I, Dietz S, Prilleltensky O, et al. Assessing multidimensional well-being: development and validation of the I coppe scale. *J Community Psychol* 2015;43:199–226.
- Stephens A, Deaton A, Stone AA. Subjective wellbeing, health, and ageing. *Lancet* 2015;385:640–8.
- Stewart L, Skinner L, Weiss M, et al. Start well, live better—a manifesto for the public's health. *J Public Health (Oxf)* 2015;37:3–5.
- Schiavino KM. Other measures of psychological well-being: the Affect Balance Scale (ABS), General Health Questionnaire (GHQ-12), Life Satisfaction Index-A (LSI-A), Rosenberg Self-Esteem Scale, Satisfaction with Life Scale (SWLS), and State-Trait Anxiety Index (STAI). *Arthritis Care Res* 2003;49:S165–S74.
- McDowell I. Measures of self-perceived well-being. *J Psychosom Res* 2010;69:69–79.
- Lindert J, Bain PA, Kubzansky LD, et al. Well-being measurement and the WHO health policy Health 2010: systematic review of measurement scales. *Eur J Public Health* 2015;25:731–40.
- Braun V, Clarke V. Using thematic analysis in psychology. *Qual Res Psychol* 2006;3:77–101.
- Moher D, Liberati A, Tetzlaff J, et al. Preferred reporting items for systematic reviews and meta-analyses: the PRISMA statement. *Ann Intern Med* 2009;151:264–9.
- Sintonen H, Pekurinen M. A generic 15 dimensional measure of health-related quality of life (15D). *J Soc Med* 1989;26:85–96.
- Bradburn NM. *The structure of psychological well-being*. Chicago: Aldine Publishing Company, 1969.
- Kammann R, Flett R. Affectometer 2: a scale to measure current level of general happiness. *Aust J Psychol* 1983;35:259–65.
- Bernheim JL, Theuns P, Mazaheri M, et al. The potential of anamnestic comparative self-assessment (ACSA) to reduce bias in the measurement of subjective well-being. *J Happiness Stud* 2006;7:227–50.
- Bell IR, Cunningham V, Caspi O, et al. Development and validation of a new global well-being outcomes rating scale for integrative medicine research. *BMC Complement Altern Med* 2004;4:1–10.
- Hawthorne G, Richardson J, Osborne R. The Assessment of Quality of Life (AQoL) instrument: a psychometric measure of health-related quality of life. *Qual Life Res* 1999;8:209–24.

40. Seligman ME, Steen TA, Park N, *et al*. Positive psychology progress: empirical validation of interventions. *Am Psychol* 2005;60:410–21.
41. Gagné M. The role of autonomy support and autonomy orientation in prosocial behavior engagement. *Motiv Emotion* 2003;27:199–223.
42. Pontin E, Schwannauer M, Tai S, *et al*. A UK validation of a general measure of subjective well-being: the modified BBC subjective well-being scale (BBC-SWB). *Health Qual Life Outcomes* 2013;11:150.
43. Beck AT, Steer RA, Brown GK. *Beck Depression Inventory*. 2nd edn. San Antonio, TX: Psychological Corp, 1996.
44. Katerndahl D, Oyiriaru D. Assessing the biopsychosociospiritual model in primary care: development of the biopsychosociospiritual inventory (BioPSSI). *Int J Psychiatry Med* 2007;37:393–414.
45. Cantril H. *Pattern of human concern*. New Brunswick: Rutgers University, 1965.
46. Hyde M, Wiggins RD, Higgs P, *et al*. A measure of quality of life in early old age: the theory, development and properties of a needs satisfaction model (CASP-19). *Aging Ment Health* 2003;7:186–94.
47. Van Dam NT, Earleywine M. Validation of the Center for Epidemiologic Studies Depression Scale—Revised (CESD-R): pragmatic depression assessment in the general population. *Psychiatry Res* 2011;186:128–32.
48. Lu L, Shih J. Personality and happiness: is mental health a mediator? *Pers Individual Differ* 1997;22:249–56.
49. Joseph S, Linley PA, Harwood J, *et al*. Rapid assessment of well-being: the Short Depression-Happiness Scale (SDHS). *Psychol Psychother* 2004;77:463–78.
50. Şimşek ÖF. An intentional model of emotional well-being: the development and initial validation of a measure of subjective well-being. *J Happiness Stud* 2011;12:421–42.
51. Herdman M, Gudex C, Lloyd A, *et al*. Development and preliminary testing of the new five-level version of EQ-5D (EQ-5D-5L). *Qual Life Res* 2011;20:1727–36.
52. Prince MJ, Reischies F, Beekman AT, *et al*. Development of the EURO-D scale—a European, Union initiative to compare symptoms of depression in 14 European centres. *Br J Psychiatry* 1999;174:330–8.
53. Schmidt S, Mühlan H, Power M. The EUROHIS-QOL 8-item index: psychometric results of a cross-cultural field study. *Eur J Public Health* 2006;16:420–8.
54. Brucker PS, Yost K, Cashy J, *et al*. General population and cancer patient norms for the Functional Assessment of Cancer Therapy-General (FACT-G). *Eval Health Prof* 2005;28:192–211.
55. Evers KE, Castle PH, Fernandez AC, *et al*. The Functional Well-Being Scale: a measure of functioning loss due to well-being-related barriers. *J Health Psychol* 2015;20:113–20.
56. Goldberg D, Williams P. *Users' guide to the general health questionnaire*. Windsor: nferNelson, 1988.
57. Tibblin G, Tibblin B, Peciva S, *et al*. "The Goteborg quality of life instrument"—an assessment of well-being and symptoms among men born 1913 and 1923. Methods and validity. *Scand J Prim Health Care Suppl* 1990;1:33–8.
58. Fordyce MW. A review of research on the happiness measures: a sixty second index of happiness and mental health. *Social Indicators Res* 1988;20:355–81.
59. Mills PR. The development of a new corporate specific health risk measurement instrument, and its use in investigating the relationship between health and well-being and employee productivity. *Environ Health* 2005;4:1.
60. Furlong W, Feeny D, Torrance G, *et al*. Multiplicative multi-attribute utility function for the Health Utilities Index Mark 3 (HUI3) system: a technical report: McMaster University Centre for Health Economics and Policy Analysis (CHEPA) Working Paper 1998: No. 98-11, 1998. <http://fhs.mcmaster.ca/hug/wp9811.htm>
61. Herth K. Abbreviated instrument to measure hope: development and psychometric evaluation. *J Adv Nurs* 1992;17:1251–9.
62. Zigmond AS, Snaith RP. The hospital anxiety and depression scale. *Acta Psychiatr Scand* 1983;67:361–70.
63. Al-Janabi H, Flynn TN, Coast J. Development of a self-report measure of capability wellbeing for adults: the ICECAP-A. *Qual Life Res* 2012;21:167–76.
64. Coast J, Flynn TN, Natarajan L, *et al*. Valuing the ICECAP capability index for older people. *Soc Sci Med* 2008;67:874–82.
65. Prawitz AD, Garman ET, Sorhaindo B, *et al*. InCharge financial distress/financial well-being scale: development, administration, and score interpretation. *J Financ Counsel Plan* 2006;17:34–50.
66. Kass JD, Friedman R, Leserman J, *et al*. An inventory of positive psychological attitudes with potential relevance to health outcomes: validation and preliminary testing. *Behav Med* 1991;17:121–9.
67. Hungelmann J, Kenkel-Rossi E, Klassen L, *et al*. Focus on spiritual well-being: harmonious interconnectedness of mind-body-spirit—use of the JAREL Spiritual Well-Being Scale. *Geriatr Nurs* 1996;17:262–6.
68. Kellner R. A symptom questionnaire. *J Clin Psychiatry* 1987;48:268–74.
69. Scheier MF, Carver CS, Bridges MW. Distinguishing optimism from neuroticism (and trait anxiety, self-mastery, and self-esteem): a reevaluation of the Life Orientation Test. *J Pers Soc Psychol* 1994;67:1063–78.
70. Neugarten BL, Havighurst RJ, Tobin SS. The measurement of life satisfaction. *J Gerontol* 1961;16:134–43.
71. Fugl-Meyer AR, Brånholm I-B, Fugl-Meyer KS. Happiness and domain-specific life satisfaction in adult northern Swedes. *Clin Rehabil* 1991;5:25–33.
72. Steger MF, Frazier P, Oishi S, *et al*. The meaning in life questionnaire: assessing the presence of and search for meaning in life. *J Couns Psychol* 2006;53:80–93.
73. Paterson C, Thomas K, Manasse A, *et al*. Measure Yourself Concerns and Wellbeing (MYCaW): an individualised questionnaire for evaluating outcome in cancer support care that includes complementary therapies. *Complement Ther Med* 2007;15:38–45.
74. Kozma A, Stones MJ. The measurement of happiness: development of the Memorial University of Newfoundland Scale of Happiness (MUNSH). *J Gerontol* 1980;35:906–12.
75. Keyes CL. The subjective well-being of America's youth: toward a comprehensive assessment. *Adolesc Fam Health* 2006;4:3–11.
76. Stewart AL, Hays RD, Ware JE Jr. The MOS short-form general health survey: reliability and validity in a patient population. *Med Care* 1988;26:724–35.
77. Vella-Brodrick DA, Allen FC. Development and psychometric validation of the mental, physical, and spiritual well-being scale. *Psychol Rep* 1995;77:659–74.
78. Wardenaar KJ, van Veen T, Giltay EJ, *et al*. Development and validation of a 30-item short adaptation of the Mood and Anxiety Symptoms Questionnaire (MASQ). *Psychiatry Res* 2010;179:101–6.
79. Mezzich JE, Cohen NL, Ruiperez MA, *et al*. The Multicultural Quality of Life Index: presentation and validation. *J Eval Clin Pract* 2011;17:357–64.
80. Patrick CJ, Curtin JJ, Tellegen A. Development and validation of a brief form of the Multidimensional Personality Questionnaire. *Psychol Assess* 2002;14:150–63.
81. Zuckerman M, Lubin B, Rinck CM. Construction of new scales for the multiple affect adjective check list. *J Behav Assess* 1983;5:119–29.
82. Hunt S, McEwen J, McKenna S. Measuring health status: a new tool for clinicians and epidemiologists. *Br J Gen Pract* 1985;35:185–8.
83. Kemp BJ, Adams BM. The Older Adult Health and Mood Questionnaire: a measure of geriatric depressive disorder. *J Geriatr Psychiatry Neurol* 1995;8:162–7.
84. Şimşek ÖF, Kocayörük E. Affective reactions to one's whole life: preliminary development and validation of the ontological well-being scale. *J Happiness Stud* 2013;14:309–43.
85. Peterson C, Park N, Seligman ME. Orientations to happiness and life satisfaction: the full life versus the empty life. *J Happiness Stud* 2005;6:25–41.
86. Hills P, Argyle M. The Oxford Happiness Questionnaire: a compact scale for the measurement of psychological well-being. *Pers Individual Differ* 2002;33:1073–82.
87. Adams T, Bezner J, Steinhardt M. The conceptualization and measurement of perceived wellness: integrating balance across and within dimensions. *Am J Health Promot* 1997;11:208–18.
88. Robitschek C. Personal growth initiative: the construct and its measure. *Meas Eval Couns Dev* 1998;30:183–98.
89. International Wellbeing Group. *Personal wellbeing index*. 5th edn. Melbourne: Australian Centre on Quality of Life, Deakin University, 2013.
90. Lawton MP. The Philadelphia geriatric center morale scale: a revision. *J Gerontol* 1975;30:85–9.
91. Supranowicz P, Paź M. Holistic measurement of well-being: psychometric properties of the physical, mental and social well-being scale (PMSW-21) for adults. *Rocz Panstw Zakl Hig* 2014;65:251–8.
92. Watson D, Clark LA, Tellegen A. Development and validation of brief measures of positive and negative affect: the PANAS scales. *J Pers Soc Psychol* 1988;54:1063.
93. Vaingankar JA, Subramaniam M, Chong SA, *et al*. The positive mental health instrument: development and validation of a culturally

- relevant scale in a multi-ethnic Asian population. *Health Qual Life Outcomes* 2011;9:92–92.
94. Shacham S. A shortened version of the profile of mood states. *J Pers Assess* 1983;47:305–6.
 95. Grossi E, Groth N, Mosconi P, et al. Development and validation of the short version of the Psychological General Well-Being Index (PGWB-S). *Health Qual Life Outcomes* 2006;4:88.
 96. Schulenberg SE, Schnetzer LW, Buchanan EM. The purpose in life test-short form: development and psychometric support. *J Happiness Stud* 2011;12:861–76.
 97. Ferrans CE, Powers MJ. Quality of life index: development and psychometric properties. *ANS Adv Nurs Sci* 1985;8:15–24.
 98. Frisch MB, Cornell J, Villanueva M, et al. Clinical validation of the Quality of Life Inventory. A measure of life satisfaction for use in treatment planning and outcome assessment. *Psychol Assess* 1992;4:92–101.
 99. Kaplan RM, Sieber WJ, Ganiats TG. The quality of well-being scale: comparison of the interviewer-administered version with a self-administered questionnaire. *Psychol Health* 1997;12:783–91.
 100. Waterman AS, Schwartz SJ, Zamboanga BL, et al. The Questionnaire for Eudaimonic Well-Being: psychometric properties, demographic comparisons, and evidence of validity. *J Posi Psychol* 2010;5:41–61.
 101. Henrich G, Herschbach P. Questions on Life Satisfaction (FLZ M): a short questionnaire for assessing subjective quality of life. *Eur J Psychol Assess* 2000;16:150–9.
 102. Rosenberg M. *Society and the adolescent self-image*. Princeton, NJ: Princeton University Press, 1965.
 103. Ryff CD, Keyes CLM. The structure of psychological well-being revisited. *J Pers Soc Psychol* 1995;69:719–27.
 104. Bringsén Å, Andersson HI, Ejlertsson G. Development and quality analysis of the Salutogenic Health Indicator Scale (SHIS). *Scand J Public Health* 2009;37:13–19.
 105. Diener E, Emmons RA, Larsen RJ, et al. The satisfaction with life scale. *J Pers Assess* 1985;49:71–5.
 106. Ventegodt S, Merrick J, Andersen NJ. Measurement of quality of life III. From the IQOL theory to the global, generic SEQOL questionnaire. *Sci World J* 2003;3:972–91.
 107. Kreitzer MJ, Gross CR, Waleekhachonloet OA, et al. The Brief Serenity Scale a psychometric analysis of a measure of spirituality and well-being. *J Holist Nurs* 2009;27:7–16.
 108. Snaith RP, Hamilton M, Morley S, et al. A scale for the assessment of hedonic tone the Snaith-Hamilton Pleasure Scale. *Br J Psychiatry* 1995;167:99–103.
 109. Nieboer A, Lindenberg S, Boomsma A, et al. Dimensions of well-being and their measurement: the SPF-IL scale. *Soc Indicators Res* 2005;73:313–53.
 110. Keyes CLM. Social well-being. *Soc Psychol Q* 1998;61:121–40.
 111. Paloutzian RF, Ellison CW. Loneliness, spiritual well-being, and quality of life. In: Perlman LAPD, ed. *Loneliness: a sourcebook of current theory, research and therapy*. New York: Wiley, 1982:224–37.
 112. Daaleman TP, Frey BB. The Spirituality Index of Well-Being: a new instrument for health-related quality-of-life research. *Ann Fam Med* 2004;2:499–503.
 113. Marteau TM, Bekker H. The development of a six-item short-form of the state scale of the Spielberger State-Trait Anxiety Inventory (STAI). *Br J Clin Psychol* 1992;31:301–6.
 114. Ruch W, Köhler G, van Thriel C. To be in good or bad humour: construction of the state form of the State-Trait-Cheerfulness-inventory—STCI. *Pers Individual Differ* 1997;22:477–91.
 115. Steinhäuser KE, Voils CI, Clipp EC, et al. “Are you at peace?”: one item to probe spiritual concerns at the end of life. *Arch Intern Med* 2006;166:101–5.
 116. Lyubomirsky S, Lepper HS. A measure of subjective happiness: preliminary reliability and construct validation. *Soc Indicators Res* 1999;46:137–55.
 117. Ryan RM, Frederick C. On energy, personality, and health: subjective vitality as a dynamic reflection of well-being. *J Pers* 1997;65:529–65.
 118. Pavot W, Diener E, Suh E. The temporal satisfaction with life scale. *J Pers Assess* 1998;70:340–54.
 119. Gomez R, Fisher JW. Domains of spiritual well-being and development and validation of the Spiritual Well-Being Questionnaire. *Pers Individual Differ* 2003;35:1975–91.
 120. Delaney C. The spirituality scale development and psychometric testing of a holistic instrument to assess the human spiritual dimension. *J Holist Nurs* 2005;23:145–67.
 121. Wilson KG, Sandoz EK, Kitchens J, et al. The Valued Living Questionnaire: defining and measuring valued action within a behavioral framework. *Psychol Rec* 2011;60:249–72.
 122. Stewart-Brown S, Tennant A, Tennant R, et al. Internal construct validity of the Warwick-Edinburgh Mental Well-being Scale (WEMWBS): a Rasch analysis using data from the Scottish Health Education Population Survey. *Health Qual Life Outcomes* 2009;7:15.
 123. Gueldner SH, Michel Y, Bramlett MH, et al. The well-being picture scale: a revision of the index of field energy. *Nurs Sci Q* 2005;18:42–50.
 124. World Health Organization. *WHO (five) Well-Being Index: World Health Organization*. Regional Office for Europe, 1998.
 125. Skevington SM, Gunson KS, O’Connell KA. Introducing the WHOQOL-SRPB BREF: developing a short-form instrument for assessing spiritual, religious and personal beliefs within quality of life. *Qual Life Res* 2013;22:1073–83.
 126. Zung WW. A self-rating depression scale. *Arch Gen Psychiatry* 1965;12:63–70.
 127. Diener E. Subjective well-being. *Psychol Bull* 1984;95:542–75.
 128. World Health Organization. Constitution of the World Health Organization, as adopted by the International Health Conference, New York, 19–22 June 1946; signed on 22 July 1946 by the representatives of 61 States (Official Records of the World Health Organization, no. 2, p. 100) and entered into force on 7 April 1948. WHO, Geneva, Switzerland. 1948. Constitution of the World Health Organization. 2006. www.who.int/governance/eb/who_constitution_en.pdf
 129. Antonovsky A. *Unraveling the mystery of health: how people manage stress and stay well*. San Francisco: Jossey-Bass, 1987.
 130. Ryff CD. Happiness is everything, or is it? Explorations on the meaning of psychological well-being. *J Pers Soc Psychol* 1989;57:1069.
 131. Fisher J, Francis L, Johnson P. Assessing spiritual health via four domains of spiritual wellbeing: the SH4DI. *Pastoral Psychol* 2000;49:133–45.
 132. Ryan RM, Deci EL. Self-determination theory and the facilitation of intrinsic motivation, social development, and well-being. *Am Psychol* 2000;55:68–78.
 133. Tennant R, Hiller L, Fishwick R, et al. The Warwick-Edinburgh Mental Well-Being Scale (WEMWBS): development and UK validation. *Health Qual Life Outcomes* 2007;5:63.
 134. Kahneman D, Krueger AB. Developments in the measurement of subjective well-being. *J Econ Perspect* 2006;20:3–24.