

Revisiting Lambert's problem

Dario Izzo

Received: 12 March 2014 / Revised: 3 September 2014 / Accepted: 11 September 2014
© Springer Science+Business Media Dordrecht 2014

Abstract The orbital boundary value problem, also known as Lambert problem, is revisited. Building upon Lancaster and Blanchard approach, new relations are revealed and a new variable representing all problem classes, under L-similarity, is used to express the time of flight equation. In the new variable, the time of flight curves have two oblique asymptotes and they mostly appear to be conveniently approximated by piecewise continuous lines. We use and invert such a simple approximation to provide an efficient initial guess to an Householder iterative method that is then able to converge, for the single revolution case, in only two iterations. The resulting algorithm is compared, for single and multiple revolutions, to Gooding's procedure revealing to be numerically as accurate, while having a significantly smaller computational complexity.

Keywords Lambert's problem · Orbital boundary value problem · Interplanetary trajectories · Time of flight · Lambert solver · Gooding algorithm

1 Introduction

Lambert's problem, sometimes referred to as orbital boundary value problem, is a fascinating problem in Astrodynamics that intrigued, over the years, most famous mathematicians. Just like Kepler's equation, its solution is at the very heart of fundamental astrodynamical and space engineering questions (Rauh and Parisi 2014; Luo et al. 2011; Izzo 2006). Following the fundamental work laid down, among others, by Euler, Lambert, Lagrange and Gauss, the need of having one robust algorithmic procedure able to function for a wide set of conditions led to revisit the Lambert's problem during the space era. Among the many contributions made during that period, the work of Lancaster and Blanchard (1969) is to be highlighted as it reduced the solution of Lambert's problem to performing iterations each one requiring the computation of one only inverse trigonometric or hyperbolic function. Later, Gooding (1990)

D. Izzo (✉)
ESTEC, Noordwijk 2201 AZ, The Netherlands
e-mail: dario.izzo@esa.int

built upon these results and published a procedure achieving high precision in only three iterations for all geometries. Gooding's algorithm makes use of Halley's iterations sided to well designed heuristics to set the initial guess of the iterated variable. His methodology to reconstruct the terminal velocity vectors is also remarkable as it is purely algebraic. The resulting procedure is extremely efficient having low computational cost and high accuracy. A number of studies [Peterson et al. \(1991\)](#), [Klumpp \(1991\)](#) and [Parrish \(2012\)](#) have tested Gooding approach extensively, suggesting its superiority with respect to other Lambert solvers. His procedure is most accurate and considered as the fastest existing approach to solve Lambert's problem ([Arora and Russell 2013](#)). Aside from Gooding's algorithm, many other proposal have been put forward to design Lambert solvers, they all differ in the details of at least one of three fundamental ingredients: (a) the iteration variable (directly connected to the time of flight equation), (b) the iteration algorithm, (c) the initial guess and (d) the reconstruction of the terminal velocity vectors. More recently improvements on the original Gooding algorithm were also claimed ([Arora and Russell 2013](#)) making use of the universal variable formulation ([Bate et al. 1971](#)) and an original cosine transformation. At the same time, a number of works recently addressed the possibility of deploying a large number of Lambert's algorithms on modern GPU architectures [Parrish \(2012\)](#), [Arora and Russell \(2010\)](#) and [Wagner and Wie \(2011\)](#). Interestingly, in the first of these works, a comparison is also made between Gooding procedure, a universal variable Lambert's solver and an early (slower) version of the algorithm here described (unpublished at that time) showing already its promising nature.

In this paper, we build upon Lancaster and Blanchard work, first deriving some new results, and then proposing and testing a new algorithm. The new algorithm (a) iterates on the Lancaster-Blanchard variable x using (b) a Householder iteration scheme (c) feeded by a simple initial guess found exploiting new analytical results found. The resulting procedure is simple to implement, does not make use of heuristics for the initial guess generation and is able to converge, on average, in only two iterations for the single revolution case and three in the multirevolution case, introducing a significant reduction in the overall solver complexity.

2 Background

2.1 From Lambert to Gauss

Lambert's theorem states that the time of flight t to travel along a Keplerian orbit from \mathbf{r}_1 to \mathbf{r}_2 is a function of the orbit semi-major axis a , of the sum $r_1 + r_2$ and of the chord c of the triangle having \mathbf{r}_1 and \mathbf{r}_2 as sides. The complete formal proof was first delivered by Lagrange and is here sketched briefly in the form reported by [Battin \(1999\)](#) as some of the quantities and equations involved will prove to be useful in our later developments. We start introducing the eccentric anomaly E and the hyperbolic anomaly H via the corresponding Sundmann transformations $rdE = ndt$ $rdH = Ndt$. The mean motion $n = \sqrt{\mu/a^3}$ and its hyperbolic equivalent $N = \sqrt{-\mu/a^3}$ are also introduced. As we do not make use of universal variables we will be forced to give all our arguments twice: one for the elliptic case $a > 0$ and one for the hyperbolic case $a < 0$. To this purpose some of the equations will be split in two lines, in which case the line above holds for the elliptic case and the line below holds in the hyperbolic case. We also make use of the reduced eccentric anomaly $E_r \in [0, 2\pi]$ so that when \bar{M} full revolutions are made $E = E_r + 2\bar{M}\pi$. To ease the notation, in the following, we will drop the subscript r so that E will be the reduced eccentric anomaly. The following relations are then valid for an elliptic orbit ($a > 0$):

$$\begin{aligned}
 r &= a(1 - e \cos E) \\
 nt &= E - e \sin E + 2\tilde{M}\pi \\
 r \cos f &= a(\cos E - e) \\
 r \sin f &= a\sqrt{1 - e^2} \sin E
 \end{aligned}
 \tag{1}$$

The first one relates the orbital radius r to the eccentric anomaly E , the second one is the famous Kepler’s equation relating the eccentric anomaly to the time of flight and the following two relation define the relations between true anomaly f and eccentric anomaly E . Similar equations hold in the case of hyperbolic motion:

$$\begin{aligned}
 r &= a(1 - e \cosh H) \\
 Nt &= e \sinh H - H \\
 r \cos f &= a(\cosh H - e) \\
 r \sin f &= -a\sqrt{e^2 - 1} \sinh H
 \end{aligned}
 \tag{2}$$

The above equations are valid along a Keplerian orbit, including \mathbf{r}_1 and \mathbf{r}_2 . The time of flight can thus be written as:

$$\sqrt{\mu}(t_2 - t_1) = \begin{cases} a^{3/2} (E_2 - E_1 + e \cos E_1 - e \cos E_2 + 2M\pi) \\ -a^{3/2} (e \cosh H_2 - e \cosh H_1 - (H_2 - H_1)) \end{cases}
 \tag{3}$$

where $M = \tilde{M}_2 - \tilde{M}_1$ is the number of complete revolutions made during the transfer from r_1 to r_2 . We may then define two new quantities such that:

$$\psi = \begin{cases} \frac{E_2 - E_1}{2} \\ \frac{H_2 - H_1}{2} \end{cases}, \quad \cos \varphi = \begin{cases} e \cos \frac{E_2 + E_1}{2} \\ e \cosh \frac{H_2 + H_1}{2} \end{cases}
 \tag{4}$$

so that, by construction, in both the elliptic and hyperbolic motion case $\psi \in [0, \pi]$. We also restrict $\varphi \in [0, \pi]$ (elliptic case) and $\varphi \geq 0$ (hyperbolic case) as to avoid ambiguity in the definition of the new angle. The time of flight equation is then written as:

$$\sqrt{\mu}(t_2 - t_1) = \begin{cases} 2a^{3/2} (\psi - \cos \varphi \sin \psi + M\pi) \\ -2a^{3/2} (\cosh \varphi \sinh \psi - \psi) \end{cases}
 \tag{5}$$

The two new quantities introduced, φ and ψ only depend on the problem geometry and the semi-major axis a as can be easily found by computing $c^2 = (r_2 \cos f_2 - r_1 \cos f_1)^2 - (r_2 \sin f_2 - r_1 \sin f_1)^2$ and $r_1 + r_2$ from Eqs. (1) and (2), holding:

$$r_1 + r_2 = \begin{cases} 2a(1 - \cos \psi \cos \varphi) \\ 2a(1 - \cosh \psi \cosh \varphi) \end{cases}
 \tag{6}$$

$$c = \begin{cases} 2a \sin \psi \sin \varphi \\ -2a \sinh \psi \sinh \varphi \end{cases}
 \tag{7}$$

Thus, one can conclude that the time of flight, given in Eq. (5), is a function of a , c and $r_1 + r_2$. To further investigate the functional relation of the time of flight to these quantities it is convenient to introduce two new angles:

$$\alpha = \varphi + \psi, \quad \beta = \varphi - \psi
 \tag{8}$$

Clearly, in the elliptic case $\alpha \in [0, 2\pi]$ and $\beta \in [-\pi, \pi]$ while for the hyperbolic case $\alpha \geq 0$ and $\beta \geq -\pi$. These bounds are very important, as we shall see, in solving a quadrant

ambiguity of the newly defined quantities. The time of flight equation now takes the elegant form:

$$\sqrt{\mu}(t_2 - t_1) = \begin{cases} a^{3/2} ((\alpha - \sin \alpha) - (\beta - \sin \beta) + 2M\pi) \\ -2a^{3/2} ((\sinh \alpha - \alpha) - (\sinh \beta - \beta)) \end{cases} \quad (9)$$

and computing $r_1 + r_2 \pm c$ from Eqs. (6) and (7) one easily finds:

$$\frac{s}{2a} = \begin{cases} \sin^2 \frac{\alpha}{2} \\ -\sinh^2 \frac{\alpha}{2} \end{cases} \quad (10)$$

$$\frac{s - c}{2a} = \begin{cases} \sin^2 \frac{\beta}{2} \\ -\sinh^2 \frac{\beta}{2} \end{cases} \quad (11)$$

where $s = (r_1 + r_2 + c)/2$ is the semiperimeter. These last three equations were first derived by Lagrange and used in his proof of the Lambert's theorem. The angles α and β cannot be determined univocally from the equations above as their quadrant is not defined. We thus appear to have two possible solutions for α and β . The quadrant of β can actually be resolved by expanding $\cos \theta/2 = \cos(f_2 - f_1)/2$ using trigonometric identities and eventually showing that the following holds:

$$\sqrt{r_1 r_2} \cos \frac{\theta}{2} = \begin{cases} 2a \sin \frac{\alpha}{2} \sin \frac{\beta}{2} \\ -2a \sinh \frac{\alpha}{2} \sinh \frac{\beta}{2} \end{cases} \quad (12)$$

since $\sin \frac{\alpha}{2}, \sinh \frac{\alpha}{2} \geq 0$ the above equations dictate that $\sin \frac{\beta}{2}, \sinh \frac{\beta}{2}$ have the same sign as $\cos \frac{\theta}{2}$, thus $\beta \in [-\pi, 0]$ when $\theta \geq \pi$ and $\beta > 0$ when $\theta \in [0, \pi]$. The ambiguity on the α angle, instead, cannot be resolved as it derives from the fact that exactly two different ellipses, having the same semi-major axis a , link \mathbf{r}_1 and \mathbf{r}_2 and thus two different time of flights exist that satisfy Eq. (9).

2.2 The Lambert's problem revival

During the 18th–19th century, the work on the orbital boundary value problem culminated with Gauss masterpiece “*Theoria Motus Corporum Coelestium in Sectionibus Conicis Solem Ambientium*” (Gauss 1857) where the “prince of mathematicians” conceives what is probably the first procedure able to accurately solve the Lambert's problem (see Battin 1999 for an excellent account of Gauss method). In the following years science drifted slowly away this topic, only to revisit it in the second half of the twentieth century when the orbital boundary value problem received more attention in the context of Moon exploration. Hence, the work of Lancaster, Blanchard, Battin, Bate and many others introduced several advances on the topic. We here follow the approach from Lancaster and Blanchard that inspired most of our developments and we will thus rederive some of their relations which are needed to explain our new ideas. Consider the parameter λ defined as:

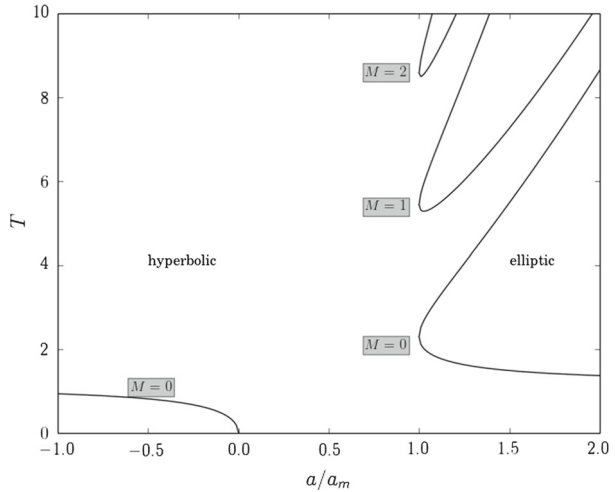
$$s\lambda = \sqrt{r_1 r_2} \cos \frac{\theta}{2}$$

using Eq. (12) and substituting the expressions in Eqs. (10) and (11) it is simple to show that:

$$\lambda^2 = \frac{s - c}{s}$$

The parameter $\lambda \in [-1, 1]$ is positive when $\theta \in [0, \pi]$ and negative when $\theta \in [\pi, 2\pi]$. Values of λ^2 close to unity indicate a chord of zero length, a case which is indeed extremely

Fig. 1 Non-dimensional time of flight curve for $\lambda = -0.9$ parametrized using a/a_m



interesting in interplanetary trajectory design as it is linked to the design of resonant transfers. From Eqs. (10) and (11) one can also derive the useful relation:

$$\sin \frac{\alpha}{2} = \lambda \sin \frac{\beta}{2} \tag{13}$$

We also introduce a non dimensional time-of-flight defined as:

$$T = \frac{1}{2} \sqrt{\frac{\mu}{a_m^3}} (t_2 - t_1) = \sqrt{2} \frac{\mu}{s^3} (t_2 - t_1)$$

where $a_m = s/2$ is the minimum energy ellipse semi-major axis (Battin 1999). The advantage of using λ and T derives from the fact that T is a function of a/a_m and λ alone, which allows to greatly simplify the taxonomy of possible Lambert’s problems. In Gooding’s words (Gooding 1990), all the triangles having equal c/s ratio form a large equivalence class and can be described as L-similar. For them, all Lambert solutions are the same in terms of a/a_m and T .

If we now plot the time of flight given by Eq. (9) as a function of the ratio between the semi-major axis and the minimum energy ellipse semi-major axis, for a particular value of λ and for single and multiple revolution cases, we get Fig. 1. It is evident how, in order to invert the time of flight relation iterating over a/a_m , while possible, is not a good choice. To avoid these problems we follow Lancaster and Blanchard in some further derivations introducing the new quantities:

$$x = \begin{cases} \cos \frac{\alpha}{2} \\ \cosh \frac{\alpha}{2} \end{cases}, \quad y = \begin{cases} \cos \frac{\beta}{2} \\ \cosh \frac{\beta}{2} \end{cases} \tag{14}$$

which imply:

$$\begin{cases} \sqrt{1 - x^2} = \sin \frac{\alpha}{2} \\ \sqrt{x^2 - 1} = \sinh \frac{\alpha}{2} \end{cases}, \quad \begin{cases} \lambda \sqrt{1 - x^2} = \sin \frac{\beta}{2} \\ \lambda \sqrt{x^2 - 1} = \sinh \frac{\beta}{2} \end{cases} \tag{15}$$

and $y = \sqrt{1 - \lambda^2(1 - x^2)}$. Using these relations it is possible to relate the auxiliary angles φ and ψ directly to x :

$$\begin{aligned} \cos \varphi &= xy - \lambda(1 - x^2) & \sin \varphi &= (y + x\lambda)\sqrt{1 - x^2} \\ \cosh \varphi &= xy + \lambda(x^2 - 1) & \sinh \varphi &= (y + x\lambda)\sqrt{x^2 - 1} \end{aligned} \tag{16}$$

and,

$$\begin{aligned} \cos \psi &= xy + \lambda(1 - x^2) & \sin \psi &= (y - x\lambda)\sqrt{1 - x^2} \\ \cosh \psi &= xy - \lambda(x^2 - 1) & \sinh \psi &= (y - x\lambda)\sqrt{x^2 - 1} \end{aligned} \tag{17}$$

which allows to derive the relations $\cos \varphi \sin \psi = (x - \lambda y)\sqrt{1 - x^2}$, $\cosh \varphi \sinh \psi = (x - \lambda y)\sqrt{x^2 - 1}$ and thus have the following time of flight equation valid in all cases (parabolic, hyperbolic and elliptic):

$$T = \frac{1}{1 - x^2} \left(\frac{\psi + M\pi}{\sqrt{|1 - x^2|}} - x + \lambda y \right) \tag{18}$$

where we must set $M = 0$ in the case of hyperbolic and parabolic motion where unbounded motion prevents complete revolutions to happen. The auxiliary angle ψ is computed using Eq. (17) by the appropriate inverse function and thus, the time of flight evaluation is reduced to one only inverse function computation. Given the bounds on α , from the definition of x , we can see how $x \in [-1, \infty]$. Also, $x > 1$ implies hyperbolic motion, $x = 1$ corresponds to parabolic motion, while $x < 1$ to elliptic motion. Since $1 - x^2 = \sin^2 \frac{\alpha}{2} = \frac{s}{2a} = \frac{am}{a}$, we see how $x = 0$ corresponds to the minimum energy ellipse. Note that different Lambert’s problems having identical λ values (i.e. same c/s), result in the same x , we then say that x is a Lambert invariant parameter.

Computing Eq. (18) in $x = 0$ we get:

$$T(x = 0) = T_{0M} = \arccos \lambda + \lambda\sqrt{1 - \lambda^2} + M\pi = T_{00} + M\pi \tag{19}$$

where we have introduced T_0 as the value of T in $x = 0$ and T_{00} as the value in the single revolution case $M = 0$.

When computing Eq. (18) in the single revolution case, a loss of precision is encountered due to numerical cancellation for values of $x \approx 1$ where both $1 - x^2$ and ψ tend to zero. In these cases we compute the time of flight equation by series expansion using the elegant result from Battin (1999) setting:

$$\begin{aligned} \eta &= y - \lambda x \\ S_1 &= \frac{1}{2}(1 - \lambda - x\eta) \\ Q &= \frac{4}{3} {}_1F_2(3, 1, \frac{5}{2}, S_1) \\ 2T &= \eta^3 Q + 4\lambda\eta \end{aligned} \tag{20}$$

where ${}_1F_2(a, b, c, d)$ is the Gaussian or ordinary hypergeometric function. This can be evaluated by direct computation of the associated hypergeometric series. Noting that $S_1 \rightarrow 0$ when $x \rightarrow 1$ the number of terms to retain in the series is small whenever the series is used in the neighbourhood of $x = 1$. Departing from Battin, we study the parabolic case substituting $x = 1, y = 1$ into Eq. (20) and thus obtaining the following remarkable expression:

$$T(x = 1) = T_1 = \frac{2}{3}(1 - \lambda^3) \tag{21}$$

relating the geometry of the triangle created by two different observations of an object on a parabolic Keplerian orbit to the non-dimensional time elapsed between them. It is also possible to derive the following formulas for the time of flight derivatives:

$$\begin{aligned}
 (1 - x^2) \frac{dT}{dx} &= 3Tx - 2 + 2\lambda^3 \frac{x}{y} \\
 (1 - x^2) \frac{d^2T}{dx^2} &= 3T + 5x \frac{dT}{dx} + 2(1 - \lambda^2) \frac{\lambda^3}{y^3} \\
 (1 - x^2) \frac{d^3T}{dx^3} &= 7x \frac{d^2T}{dx^2} + 8 \frac{dT}{dx} - 6(1 - \lambda^2) \lambda^5 \frac{x}{y^5}
 \end{aligned}
 \tag{22}$$

which are valid in all cases (single and multiple revolutions, elliptic and hyperbolic) except in $\lambda^2 = 1, x = 0$ and $x = 1, \forall \lambda$. We then apply de l’Hôpital’s rule to the first of the above equations, and using the expression derived for T_1 we are also able to find the value of the derivative of the time of flight curves in the case of a parabola:

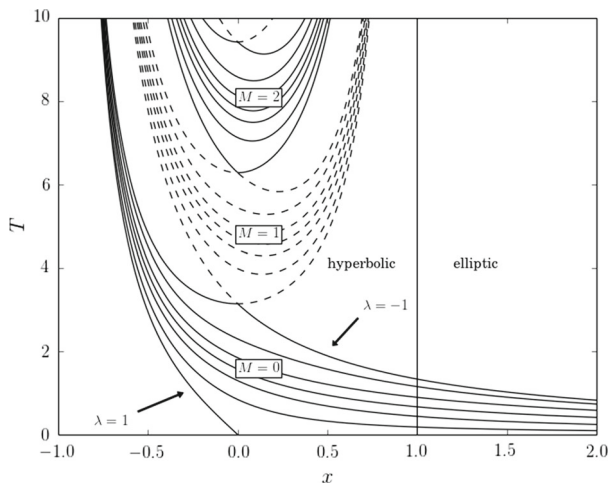
$$\left. \frac{dT}{dx} \right|_{x=1} = \frac{2}{5} (\lambda^5 - 1)
 \tag{23}$$

which is valid for $M = 0$. This expression, together with Eq. (21) are here derived for the first time and will be used later to define good initial guesses for the Lambert solver. By direct substitution, one can also easily show:

$$\left. \frac{dT}{dx} \right|_{x=0} = -2$$

A great advantage of the time of flight equation in the form of Eq. (18) as derived by Lancaster and Blanchard (1969) is in the low computational cost of computing T and its derivatives, up to the third order. Only one trigonometric (or hyperbolic) function inversion, two square roots and a few multiplications, divisions and sums are indeed necessary to compute these numerical values. Other approaches based on geometrical considerations or on a universal variables formulation are, at best, only able to match such a simple representation. We now summarize all the information relative to all possible Lambert problems in one single graph as done in Fig. 2.

Fig. 2 Time of flight curves parametrized using x for different λ and M values



3 A new Lambert invariant variable

Let us consider the following new variables:

$$\xi = \begin{cases} \log(1+x), & M = 0 \\ \log\left(\frac{1+x}{1-x}\right), & M > 0 \end{cases}, \tau = \log(T) \tag{24}$$

The domain of the time-of-flight curve is now extended to $[-\infty, \infty]$. In the case of $M = 0$ the co-domain is also extended similarly. Let us study the resulting time of flight equation $\tau(\xi, \lambda, M)$. In Fig. 3 we plot τ versus ξ for $M = 0$ and $M = 1$ and thirty equally spaced values of $\lambda \in [-0.9, 0.9]$. In the case $M = 0$ the curves appear to have two asymptotes having negative inclination coefficient. For the multiple revolution case ($M > 0$) the curves have two symmetric asymptotes. The new introduced parameter ξ is Lambert invariant according to Gooding’s definition (Gooding 1990) as it essentially is a transformation of the Lambert invariant variable x . We study the differential properties of the new curves, we have:

$$d\xi = \begin{cases} \frac{1}{1+x}dx, & M = 0 \\ \frac{2}{1-x^2}dx, & M > 0 \end{cases}, \quad d\tau = \frac{1}{T}dT \tag{25}$$

Substituting these relations into Eq. (22), after some manipulations we may derive the following hybrid expressions for the derivatives in the case $M = 0$:

$$\begin{aligned} \frac{d\tau}{d\xi} &= \frac{1+x}{T} \frac{dT}{dx} \\ \frac{d^2\tau}{d\xi^2} &= \frac{(x+1)^2}{T} \frac{d^2T}{dx^2} + \frac{d\tau}{d\xi} - \left(\frac{d\tau}{d\xi}\right)^2 \\ \frac{d^3\tau}{d\xi^3} &= \frac{(1+x)^3}{T} \frac{d^3T}{dx^3} + \left(\frac{d^2\tau}{d\xi^2} - \frac{d\tau}{d\xi} + \left(\frac{d\tau}{d\xi}\right)^2\right) \left(2 - \frac{d\tau}{d\xi}\right) + \frac{d^2\tau}{d\xi^2} - 2\frac{d\tau}{d\xi} \frac{d^2\tau}{d\xi^2} \end{aligned} \tag{26}$$

Note that these expressions can be computed, sequentially, after Eq. (22). The following holds for the $M = 0$ case:

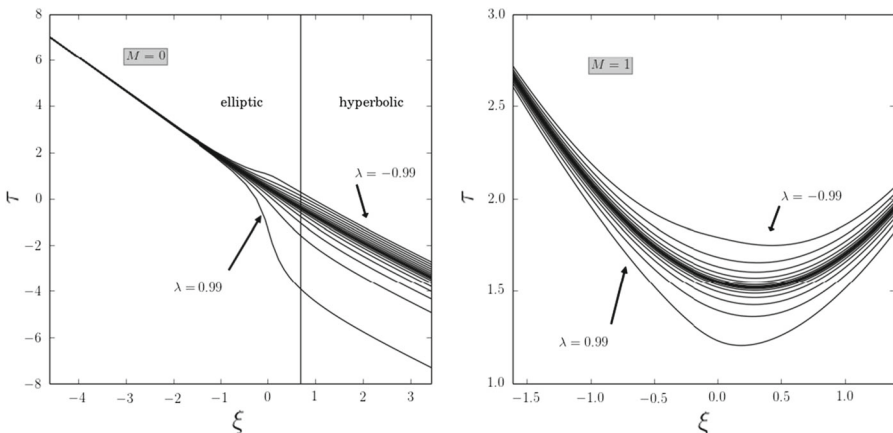
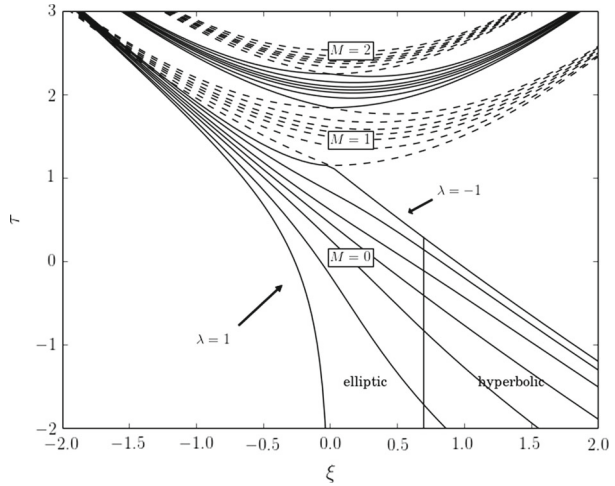


Fig. 3 Time of flight curves (τ) parametrized using ξ for 30 λ values equally spaced in $[-0.9, 0.9]$

Fig. 4 Time of flight curves parametrized using ξ for different λ and M values



$$\lim_{\xi \rightarrow \infty} \tau = -\xi + \log(1 - \lambda|\lambda|)$$

$$\lim_{\xi \rightarrow -\infty} \tau = -\frac{3}{2}\xi + \log\left(\frac{\pi}{4}\sqrt{2}\right) \tag{27}$$

which describes the asymptotic behaviour of the time of flight as visualized in Fig. 3. The two asymptotes are thus revealed to have negative coefficients -1 and $-3/2$. For the multi-revolution cases the derivatives are found to be:

$$\frac{d\tau}{d\xi} = \frac{1 - x^2}{2T} \frac{dT}{dx}$$

$$\frac{d^2\tau}{d\xi^2} = \frac{(1 - x^2)^2}{4T} \frac{d^2T}{dx^2} - x \frac{d\tau}{d\xi} - \left(\frac{d\tau}{d\xi}\right)^2$$

$$\frac{d^3\tau}{d\xi^3} = \frac{(1 - x^2)^3}{8T} \frac{d^3T}{dx^3} - \left(\frac{d^2\tau}{d\xi^2} + x \frac{d\tau}{d\xi} + \left(\frac{d\tau}{d\xi}\right)^2\right) \left(2x + \frac{d\tau}{d\xi}\right)$$

$$- \frac{1 - x^2}{2} \frac{d\tau}{d\xi} - x \frac{d^2\tau}{\xi^2} - 2 \frac{d\tau}{d\xi} \frac{d^2\tau}{d\xi^2}$$
(28)

again computable in cascade and the following asymptotic behavior can be derived:

$$\lim_{\xi \rightarrow -\infty} \tau = \log\left(\frac{\pi + M\pi}{8}\right) - \frac{3}{2}\xi$$

$$\lim_{\xi \rightarrow \infty} \tau = \log\left(\frac{M\pi}{8}\right) + \frac{3}{2}\xi$$
(29)

revealing two symmetric asymptotes having inclination $\pm 3/2$. In Fig. 4 we report the time of flight curves in the new variables for different values of λ and M . The reader can then compare this ξ - τ plane to the x - T plane visualised in Fig. 2.

4 Lambert solver

A Lambert solver can be defined as a procedure that returns, for a gravitational field of strength μ , all the possible velocity vectors \mathbf{v}_1 and \mathbf{v}_2 along Keplerian orbits linking $\mathbf{r}_1, \mathbf{r}_2$ in a transfer

time T^* . The ingredient of such an algorithm are, essentially (a) the choice of a variable to iterate upon and thus invert the time of flight curve, (b) the iteration method, (c) the starting guess to use with the iteration method and (d) the reconstruction methodology to compute \mathbf{v}_1 and \mathbf{v}_2 from the value returned by the iterations. As we will detail, our Lambert solver (a) iterates on the Lancaster-Blanchard variable x using (b) a Householder iteration scheme (c) feeded by initial guesses found exploiting the curve shape in the τ - ξ plane and the new analytical results found above. Eventually the velocity vectors are reconstructed following, again, the methodology proposed by Gooding (1990). The final pseudo-code of the proposed Lambert solver is reported in Algorithms 1, 2. Note how we detect the maximum number of revolutions M_{max} at the beginning by computing T_{min} in one case. All other cases (i.e. $M \leq M_{max}$) will not require the evaluation of a T_{min} via an iterative procedure. By doing so we do not bound the roots (short and long period) and thus risk cases where the solution jumps between the long and short period branches. While this did not happen in our tests of the new routine, it is a possibility we are not safeguarding against.

The code, written in C++ and exposed to Python, is made available as part of the open source project PyKEP from the European Space Agency github repository <https://github.com/esa/pykep/>. The final algorithm is the final result of many different trials to exploit the newly found results detailed above, and in particular the T_0 , T_1 expressions (and their derivatives) and the ξ - τ plane. It is worth reporting how one very robust set-up, not selected as our final proposed algorithm, was that of iterating directly with a simple derivative free method (regula-falsi) on the ξ - τ plane using constant initial guesses (i.e. $x_l = -0.7$, $x_r = 0.7$). We ended up choosing a different set-up (Algorithms 1, 2) which turned up to be faster in our computational tests.

4.1 The Householder iterations

One of the main differences of the proposed Lambert solver with respect to previous work is the use of the Householder iterative scheme as a root finder for the time-of-flight curves $T(x) - T^* = 0$. Householder iterations are not used widely as the added computational effort of computing higher order derivatives is not worth the gain whenever these request further function evaluations. In our case, as the derivatives computation is done using Eq. (22), Householder iterations are able to provide a significant benefit. We report the exact form used to implement the iterations as it is known how different numerical form can produce different behaviours. After experimenting with different implementations the following was used:

$$x_{n+1} = x_n - f(x_n) \frac{f'^2(x_n) - f(x_n)f''(x_n)/2}{f'(x_n)(f'^2(x_n) - f(x_n)f''(x_n)) + f'''(x_n)f^2(x_n)/6}$$

where f is, in our case, $T(x) - T^*$ and the derivatives are indicated as f' , f'' , f''' .

4.2 Initial guess

To generate an initial guess for x we use the newly introduced ξ - τ variables and the values T_0 and T_1 as computed from Eqs. (19) and (21). Our initial guess is obtained inverting the following linear approximation to the time of flight curves:

$$\tau = c\xi + d$$

where we vary the c and d values according to the value of τ and M .

4.2.1 Single revolution

Let us start from the single revolution case. Clearly, for high values of τ , we must set $c = -1.0$, while for low values $c = -3/2$ so that the asymptotic behavior derived in Eq. (27) is reproduced. We then consider the following piece-wise linear approximation:

$$\begin{aligned} \tau &= -\frac{3}{2}\xi + \tau_0, & T &\geq T_0 \\ \tau &= -\xi + \log 2 + \tau_1, & T &< T_1 \\ \tau &= \tau_0 + \frac{\xi}{\log 2}(\tau_1 - \tau_0) & T_1 &< T < T_0 \end{aligned}$$

where $\tau_1 = \log T_1$ and $\tau_0 = \log T_0$. We have basically enforced the lines to pass through the points (x_0, T_0) and (x_1, T_1) and have the desired asymptotic behaviour.

The above relation is easily inverted and thus the following simple starter ξ_0 is derived:

$$\begin{aligned} \xi_0 &= \frac{2}{3}(\tau_0 - \tau), & T &\geq T_0 \\ \xi_0 &= \log 2 + \tau_1 - \tau, & T &< T_1 \\ \xi_0 &= \frac{\tau - \tau_0}{\tau_1 - \tau_0} \log 2 & T_1 &< T < T_0 \end{aligned}$$

Transforming these relations back to the x - T plane we find the following expression for the starter x_0 :

$$\begin{aligned} x_0 &= \left(\frac{T_0}{T}\right)^{\frac{2}{3}} - 1, & T &\geq T_0 \\ x_0 &= 2\frac{T_1}{T} - 1, & T &< T_1 \\ x_0 &= \left(\frac{T_0}{T}\right)^{\log_2\left(\frac{T_1}{T_0}\right)} - 1 & T_1 &< T < T_0 \end{aligned} \tag{30}$$

having an extremely low computational cost also in view of the fact \log_2 admits efficient implementations. We can improve the expression for the $T < T_1$ case making use of the newly found result expressed in Eq. (23). We thus set

$$\begin{aligned} x_0 &= \left(\frac{T_0}{T}\right)^{\frac{2}{3}} - 1, & T &\geq T_0 \\ x_0 &= \frac{5}{2} \frac{T_1(T_1 - T)}{T(1 - \lambda^5)} + 1, & T &< T_1 \\ x_0 &= \left(\frac{T_0}{T}\right)^{\log_2\left(\frac{T_1}{T_0}\right)} - 1 & T_1 &< T < T_0 \end{aligned}$$

where we enforced the derivatives and values at $x = 1$ and $x = \infty$. We report the error introduced by using these expressions in Fig. 5 where we also show, for comparison, the same plot relative to the Gooding initial guess. The error is defined by the difference between the initial guess computed for a given T^* and the actual value of x resulting in a time of flight T^* .

4.2.2 Multiple revolutions

For the multiple revolution case, assuming a solution exists, there are two possible values of x and thus we will need two starters. We obtain these by direct inversion of Eq. (29) that define the two asymptotes.

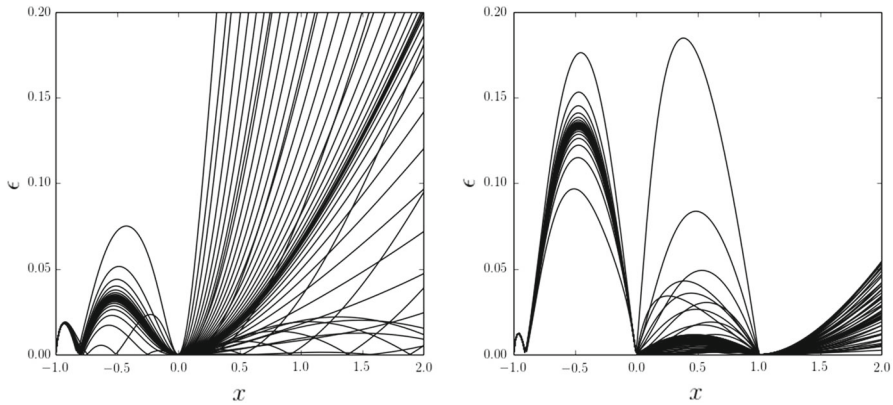


Fig. 5 Absolute errors introduced by the Gooding initial guess (*left*) and the proposed initial guess (*right*) for the single revolution $M = 0$ case. Each line correspond to a different λ value ranging from -0.99 to 0.99

Algorithm 1 Lambert solver: inputs, $\mathbf{r}_1 = [r_{11}, r_{12}, r_{13}]$, $\mathbf{r}_2 = [r_{21}, r_{22}, r_{23}]$, t and μ

Require: $t > 0, \mu > 0$

```

c =  $\mathbf{r}_2 - \mathbf{r}_1$ 
 $c = |c|, r_1 = |\mathbf{r}_1|, r_2 = |\mathbf{r}_2|$ 
 $s = \frac{1}{2}(r_1 + r_2 + c)$ 
 $\hat{\mathbf{i}}_{r,1} = \mathbf{r}_1/r_1, \hat{\mathbf{i}}_{r,2} = \mathbf{r}_2/r_2$ 
 $\hat{\mathbf{i}}_h = \hat{\mathbf{i}}_{r,1} \times \hat{\mathbf{i}}_{r,2}$ 
 $\lambda^2 = 1 - c/s, \lambda = \sqrt{\lambda^2}$ 
if  $(r_{11}r_{22} - r_{12}r_{21}) < 0$  then
     $\lambda = -\lambda$ 
     $\hat{\mathbf{i}}_{t,1} = \hat{\mathbf{i}}_{r,1} \times \hat{\mathbf{i}}_h, \hat{\mathbf{i}}_{t,2} = \hat{\mathbf{i}}_{r,2} \times \hat{\mathbf{i}}_h$ 
else
     $\hat{\mathbf{i}}_{t,1} = \hat{\mathbf{i}}_h \times \hat{\mathbf{i}}_{r,1}, \hat{\mathbf{i}}_{t,2} = \hat{\mathbf{i}}_h \times \hat{\mathbf{i}}_{r,2}$ 
end if
 $T = \sqrt{\frac{2\mu}{s^3}} t$ 
 $x_{list}, y_{list} = \text{findxy}(\lambda, T)$ 
 $\gamma = \sqrt{\frac{\mu s}{2}}, \rho = \frac{r_1 - r_2}{c}, \sigma = \sqrt{(1 - \rho^2)}$ 
for each  $x, y$  in  $x_{list}, y_{list}$  do
     $V_{r,1} = \gamma[(\lambda y - x) - \rho(\lambda y + x)]/r_1$ 
     $V_{r,2} = -\gamma[(\lambda y - x) + \rho(\lambda y + x)]/r_2$ 
     $V_{t,1} = \gamma\sigma(y + \lambda x)/r_1$ 
     $V_{t,2} = \gamma\sigma(y + \lambda x)/r_2$ 
     $\mathbf{v}_1 = V_{r,1}\hat{\mathbf{i}}_{r,1} + V_{t,1}\hat{\mathbf{i}}_{t,1}$ 
     $\mathbf{v}_2 = V_{r,2}\hat{\mathbf{i}}_{r,2} + V_{t,2}\hat{\mathbf{i}}_{t,2}$ 
end for

```

$$\xi_{0l} = \frac{2}{3} \left(\log \frac{\pi + M\pi}{8} - \tau \right)$$

$$\xi_{0r} = \frac{2}{3} \left(\tau - \log \frac{M\pi}{8} \right)$$

The above equations may then be transformed back to the x - T plane so that the following simple starters are derived:

$$\begin{aligned}
 x_{0l} &= \frac{\left(\frac{M\pi+\pi}{8T}\right)^{\frac{2}{3}} - 1}{\left(\frac{M\pi+\pi}{8T}\right)^{\frac{2}{3}} + 1} \\
 x_{0r} &= \frac{\left(\frac{8T}{M\pi}\right)^{\frac{2}{3}} - 1}{\left(\frac{8T}{M\pi}\right)^{\frac{2}{3}} + 1}
 \end{aligned}
 \tag{31}$$

The above expressions approximate well the time of flight curves as $|x| \rightarrow 1$. A great advantage of these expressions is that they do not make use of T_{min}, x_{min} (i.e. the minimum of the time of flight curve and its extremal value) which would require a distinct set of iterations to be found. We thus avoid bound the solution at each M , at the risk of allowing, during the iterations, switches between short and long period solutions, a theoretical occurrence, though, that was never encountered in our experimental tests.

Algorithm 2 findxy(λ, T): computes all x, y for single and multi-rev solutions

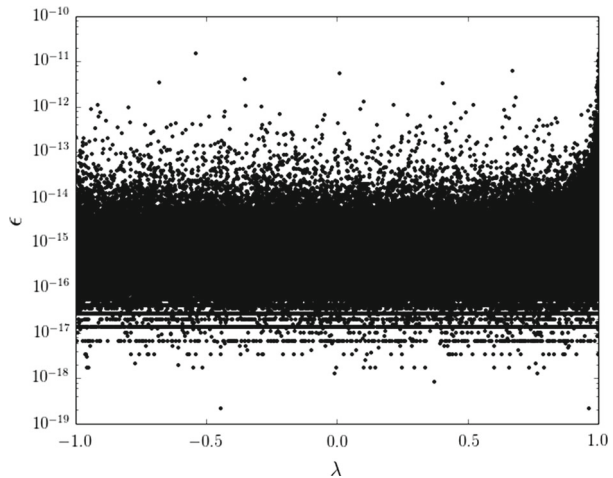
```

Require:  $|\lambda| < 1, T < 0$ 
 $M_{max} = \text{floor}(T/\pi)$ 
 $T_{00} = \arccos \lambda + \lambda\sqrt{1 - \lambda^2}$ 
if  $T < T_{00} + M_{max}\pi$  and  $M_{max} > 0$  then
  start Halley iterations from  $x = 0, T = T_0$  and find  $T_{min}(M_{max})$ 
  if  $T_{min} > T$  then
     $M_{max} = M_{max} - 1$ 
  end if
end if
 $T_1 = \frac{2}{3}(1 - \lambda^3)$ 
compute  $x_0$  from Eq. (30)
start Householder iterations from  $x_0$  and find  $x, y$ 
while  $M_{max} > 0$  do
  compute  $x_{0l}$  and  $x_{0r}$  from Eq. (31) with  $M = M_{max}$ 
  start Householder iterations from  $x_{0l}$  and find  $x_r, y_r$ 
  start Householder iterations from  $x_{0r}$  and find  $x_l, y_l$ 
   $M_{max} = M_{max} - 1$ 
end while
  
```

5 New solver performances

To test the performances of our new algorithm we start by assessing its accuracy. We consider, for an assigned M , a random $\lambda \in [-0.999, 0.999]$ and a random $x_{true} \in [-0.99, 3]$ (or $x_{true} \in [-0.999, 0.999]$ whenever $M > 0$) and we compute the resulting time of flight T . We then use Housholder iterations starting from the appropriate initial guess to find back the x value. We find that stopping the iterations whenever the difference between the x value computed at two successive iterations is $< 10^{-5}$ (10^{-8} whenever $M > 0$) is a good setting. We record, for each of such trials, the number of iterations made by the Householder method it , and the error defined as $\epsilon = |x_{true} - x|$. This is repeated 1,000,000 times for $M = 0$ and then 100,000 times for each $M = 1, 2, \dots, 50$. The result is shown in Fig. 6. In the vast majority of cases we obtain an error $< 10^{-13}$. Few cases have a slightly larger error (up to $< 10^{-11}$) and these are mainly corresponding to multirevolution cases where $T \approx T_{min}$. We also note, on the proximity of $\lambda = 1$ values, a distinct rise in the absolute error. This is due to the $M = 0$ case and the loss of precision in the computation of y from λ , a problem that can be avoided computing y directly from the problem geometry, but it is here deemed as not necessary. Looking then at the number of iterations, we compute the mean over all

Fig. 6 Absolute error $\epsilon = |x - x_{true}|$ of our Lambert solver as a function of λ . This is achieved, on average over the $M = 0$ cases, in two iterations



instances having the same M value. We obtain, for the single revolution case, an average of 2.1 iterations while, in the multiple revolution case, we get an average of 3.3 iterations to convergence. Note how in these tests we do not find a case where a switch occurs between the short period and long period solution during the root solving procedure. Such a switch would in fact immediately appear in Fig. 6 as a point with a large absolute error ϵ .

We then turn to the analysis of our algorithm complexity with respect to the known Gooding algorithm, considered by many as the most accurate and efficient Lambert solver up to date. First we note that in terms of accuracy, Gooding algorithm is comparable to ours. We then run a speed test. For the purpose of this test we reimplement both our and Gooding algorithm in pure Python language (i.e. no C++ bindings) and we record the execution time to solve the same 100,000 randomly generated problems (using the same bounds as above). In the case $M = 0$, the proposed algorithm resulted to be faster by a factor 1.25, while in the multi revolution cases by a factor 1.5. This type of test is very sensitive to implementation details and to the underlying computing architecture and even if we did our best to pay as much attention to them in both cases, we support our result with more general considerations. The main difference between our algorithm and Gooding's is in the initial guess generation and in the iteration method. Gooding algorithm employs Halley iterations, while we make use of Householder iterative scheme. While Halley's method has a slightly lower complexity and does not need to compute also the third derivative from Eq. (22), our iterative scheme reaches, in the case $M = 0$, a comparable accuracy in only two iterations on average compared to the three iterations needed for the Gooding case. For $M > 0$ the number of required iterations is comparable in both cases but the initial guess used in Gooding algorithm has, in general, a higher complexity as it makes use of a higher number of square roots and exponentiations. In the $M > 0$ case Gooding initial guess also requires the determination of x_{min} , T_{min} via a further Halley iterative scheme, while the initial guess we use does not make use of any particular value, while still allowing the Householder method to converge within a few iterations and in all cases. We must, though, note once more that as we do not compute x_{min} , T_{min} we also cannot bound the solution during the root solver iterations and thus allow for the theoretical possibility of a switch between short and long period solutions. Such a rare event never appeared in our extensive testing of the new routine.

Finally, we measure the error also in terms of the computed terminal velocities by comparing all \mathbf{v}_2 , returned by our Lambert solver, to the same values as computed via numerical

propagation (using Lagrange coefficients) from $\mathbf{r}_1, \mathbf{v}_1$. We do this by instantiating at random $\mathbf{r}_1, \mathbf{r}_2$ with each component in the range $[-4, 4]$ and $t \in [0.1, 100]$. For the purpose of this test we consider $\mu = 1$ and we measure the norm of the resulting vector of the velocity difference. Repeating this experiment for a total cumulative 10,000,000 Lambert's Problems, an average error of 10^{-13} is obtained, with a maximum error measured to be 10^{-8} .

6 Conclusion

We revisit Lambert's problem building upon the results of Lancaster and Blanchard and finding some new properties of the time of flight curves. We propose a new transformation of such curves able to further simplify the problem suggesting efficient approximations to the final solution. Using our results to design a new procedure to solve the Lambert problem we are able to build a low complexity algorithm that we find able to provide accurate solutions in a shorter time when compared to the state of the art Gooding's algorithm.

References

- Arora, N., Russell, R.: A fast and robust multiple revolution Lambert algorithm using a cosine transformation. In: Paper AAS 13–728, AAS/AIAA Astrodynamics Specialist Conference (2013)
- Arora, N., Russell, R.P.: A gpu accelerated multiple revolution Lambert solver for fast mission design. In: AAS/AIAA Space Flight Mechanics Meeting, pp. 10–198. San Diego, CA, No. AAS (2010)
- Bate, R., Mueller, D., White, J.: *Fundamentals of Astrodynamics*. Courier Dover Publications, New York (1971)
- Battin, R.H.: *An Introduction to the Mathematics and Methods of Astrodynamics*. AIAA, New York (1999)
- Gauss, C.: *Theory of the motion of the heavenly bodies moving about the Sun in conic sections: a translation of Carl Frdr. Gauss "Theoria motus": With an appendix*. By Ch. H. Davis. Little, Brown and Comp (1857)
- Gooding, R.: A procedure for the solution of Lambert's orbital boundary-value problem. *Celest. Mech. Dyn. Astron.* **48**(2), 145–165 (1990)
- Izzo, D.: Lambert's problem for exponential sinusoids. *J. Guid. Control Dyn.* **29**(5), 1242–1245 (2006)
- Klumpp, A.: *Relative Performance of Lambert Solvers 1: Zero Revolution Methods*. Tech. rep, Jet Propulsion Laboratory, No. 19930013090 (1991)
- Lancaster, E., Blanchard, R.: *A Unified Form of Lambert's Theorem*. National Aeronautics and Space Administration, Washington (1969)
- Luo, Q., Meng, Z., Han, C.: Solution algorithm of a quasi-Lambert's problem with fixed flight-direction angle constraint. *Celest. Mech. Dyn. Astron.* **109**(4), 409–427 (2011)
- Parrish N.L. (2012) *Accelerating Lambert's problem on the gpu in Matlab*. PhD thesis, California Polytechnic State University
- Peterson, G., et al.: Relative performance of Lambert solvers 1: zero revolution methods. *Adv. Astronaut. Sci.* **136**(1), 1495–1510 (1991)
- Rauh, A., Parisi, J.: Near distance approximation in astrodynamical applications of Lambert's theorem. *Celest. Mech. Dyn. Astron.* **118**(1), 49–74 (2014)
- Wagner, S., Wie, B.: GPU accelerated Lambert solution methods for the orbital targeting problem. *Spacefl. Mech.* **140** (2011)