

Cite this: *Chem. Sci.*, 2018, 9, 6390

All publication charges for this article have been paid for by the Royal Society of Chemistry

Received 6th April 2018  
Accepted 28th June 2018

DOI: 10.1039/c8sc01568f

rsc.li/chemical-science

# Rhodium catalyzed cascade cyclization featuring B–H and C–H activation: one-step construction of carborane-fused N-polyheterocycles†

Hairong Lyu, Yangjian Quan \* and Zuowei Xie \*

A one-pot strategy for efficient and facile synthesis of C,B-substituted carborane-fused N-polyheterocycles is reported. A rhodium catalyzed cascade cyclization of carboranyl N-arylimines with vinyl ketones enables the effective construction of three new B–C and C–C bonds in one reaction. Both carboranyl B–H and aryl C–H bonds are sequentially activated, leading to a series of previously unavailable C,B-substituted carborane-fused cyclopenta[*b*]quinoline derivatives, for potential applications in pharmaceuticals and materials, in a step-economical manner. The successful isolation and structural identification of a key intermediate provide solid evidence for the reaction mechanism, involving a tandem sequence of regioselective B–H activation, alkene insertion, nucleophilic cyclization, C–H activation, nucleophilic cyclization, dehydration and oxidative aromatization.

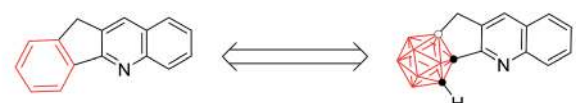
## Introduction

Modern chemistry strives for the generation of complex target molecules starting from readily available feedstocks. With the economical consideration related to resources, labour and time, synthetic protocols integrating multi-step procedures into a simple one-pot process have shown outstanding superiority. One important example is known as a cascade reaction, transforming simple starting materials into highly functionalized products without any isolation of the intermediates or alteration of the reaction conditions during the process, whose significance has been manifested by wide applications in the synthesis of bioactive pharmacophores and functional materials.<sup>1,2</sup> Among these processes, transition metal catalyzed cascade cyclization has attracted growing research interest, as the development of metal catalyzed synthetic methodologies, including C–H activation has brought more and more diversities and possibilities in synthetic chemistry nowadays.<sup>3,4</sup>

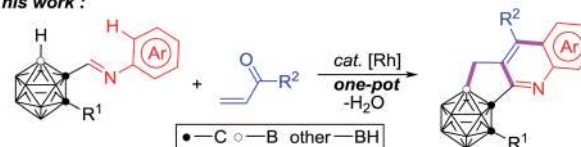
Icosahedral carboranes, a class of polyhedral boron-carbon molecular clusters, are often viewed as three-dimensional analogues to 2D-benzene.<sup>5</sup> Their unique properties such as high boron content, variable electronic nature, and special  $\sigma$ -conjugation make them multifaceted building blocks in boron neutron capture therapy agents,<sup>6,7</sup> pharmacophores,<sup>8,9</sup>

supramolecular design,<sup>10–13</sup> nanomaterials,<sup>14–16</sup> optoelectronics<sup>17–19</sup> and organometallic/coordination chemistry.<sup>20–22</sup> Recent research on incorporating a carborane moiety into  $\pi$ -conjugated molecules or replacing the phenyl/heterocyclic ring in known drugs by a carborane unit has provided a series of new optoelectronic materials<sup>17–19,23,24</sup> and potent drug molecules.<sup>8,9,23,24</sup> On the other hand, cyclopenta[*b*]quinoline scaffolds exist widely in natural products and pharmaceutical molecules, exhibiting valuable biological properties of antimalarial, anti-cancer and Alzheimer's disease inhibition.<sup>25–27</sup> No hitherto reported methods are available to prepare carborane-fused cyclopenta[*b*]quinoline derivatives that may possess potential applications.

Recently, our group has reported transition-metal-catalyzed carboxylic-group-guided regioselective cage B–H alkenylation, arylation, alkynylation, amination, hydroxylation and halogenation of *o*-carborane.<sup>31–35,37,44</sup> In view of recent advances in C–H activation<sup>4,28–30</sup> and catalytic selective B–H functionalization of carboranes,<sup>31–46</sup> we have combined both C–H/B–H activation



This work :

Scheme 1 Synthesis of carborane-fused cyclopenta[*b*]quinoline.

Department of Chemistry and State Key Laboratory of Synthetic Chemistry, The Chinese University of Hong Kong, Shatin, N.T., Hong Kong, China. E-mail: yjquan@cuhk.edu.hk; zxie@cuhk.edu.hk

† Electronic supplementary information (ESI) available: Detailed experimental procedures, complete characterization data, NMR spectra, and CCDC numbers for **3l**, **3w** and **D**. CCDC 1823584–1823586. For ESI and crystallographic data in CIF or other electronic format see DOI: 10.1039/c8sc01568f



in one reaction and report herein the first example of transition metal catalyzed cascade cyclization for one-pot synthesis of C,B-substituted carborane-fused cyclopenta[*b*]quinolines (Scheme 1).

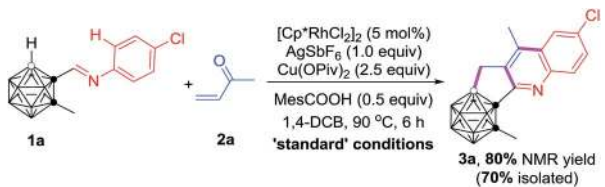
## Results and discussion

During the course of our study on imine-guided cage B–H activation, we accidentally discovered a Rh-catalyzed cascade reaction of carboranyl *N*-4-chlorophenylimine (**1a**) with 2-butenone (**2a**) to generate the unexpected C,B-substituted *o*-carborane-fused tricyclic (**3a**), in which one cage B–H and one sp<sup>2</sup> C–H bond were activated, accompanied by the construction of three new B–C and C–C bonds (Table 1). Under the optimal reaction conditions, **3a** was obtained in 80% NMR yield. The choice of suitable additives was important for achieving a high reaction yield. The absence of Cu(OPiv)<sub>2</sub> or replacement of it by Cu(OAc)<sub>2</sub> led to a dramatic decrease of the yield (entries 1 and 2, Table 1) and the changes of the organic acid or silver salt proved to be less effective (entries 3–6, Table 1). Screening of reaction temperatures did not offer better results (entries 7 and 8, Table

1). Other solvents such as toluene and 1,2-dichloroethane were not compatible (entries 9 and 10, Table 1). The [Ru(*p*-cymene)Cl<sub>2</sub>]<sub>2</sub> catalyst gave **3a** in 36% yield, while only a trace amount of the target product was observed using [Cp\*IrCl<sub>2</sub>]<sub>2</sub> as the catalyst (entries 11 and 12, Table 1). Lowering the catalyst loading to 2.5 mol% resulted in a reduced yield of 70% (entry 13, Table 1). Reducing the amount of 2-butenone also decreased the yield of **3a** (entries 14 and 15, Table 1).

With the optimal reaction conditions in hand, the substrate scope of such cascade cyclization was subsequently examined (Table 2). A series of substituents at cage C(2) gave the corresponding products **3a–g** in 64–74% isolated yields. The effects of the substituents of the phenyl ring on the reaction results were also evaluated. The chloro group at the *meta*-position of **1j** afforded a 68% isolated yield of **3j**, whereas the *ortho*-chlorinated substrate **1k** afforded **3k** in a much reduced yield of 39%,

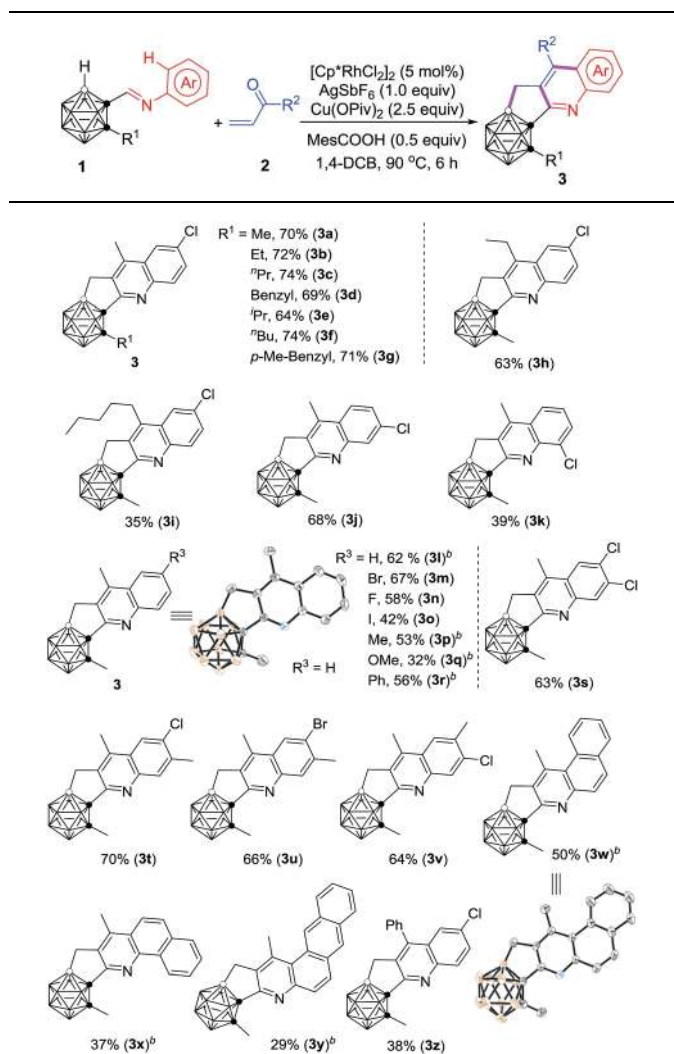
Table 1 Optimization of reaction conditions<sup>a</sup>



Entry	Variations from the 'standard' conditions	Yield of <b>3a</b> (%)
1	Without Cu(OPiv) <sub>2</sub>	Trace
2	Cu(OAc) <sub>2</sub> instead of Cu(OPiv) <sub>2</sub>	17
3	Without MesCOOH	68
4	PivOH instead of MesCOOH	74
5	AgSbF <sub>6</sub> (0.5 equiv.)	53
6	AgNTf <sub>2</sub> instead of AgSbF <sub>6</sub>	9
7	80 °C instead of 90 °C	34
8	100 °C instead of 90 °C	74
9	DCE instead of 1,4-DCB	Trace
10	Toluene instead of 1,4-DCB	—
11	[Ir] instead of [Rh]	Trace
12	[Ru] instead of [Rh]	36
13	[Rh] (2.5 mol%)	70
14	2-Butenone (1.0 equiv.)	33
15	2-Butenone (3.0 equiv.)	62
16	Cu(OPiv) <sub>2</sub> (1.0 equiv.)	49
17	Cu(OPiv) <sub>2</sub> (2.0 equiv.)	71
18	Under air	39

<sup>a</sup> Reaction conditions: **1a** (0.05 mmol) and **2a** (0.25 mmol) in 1.5 mL of solvent under argon in a closed flask; 1,4-DCB = 1,4-dichlorobutane; Cu(OPiv)<sub>2</sub> = copper pivalate; AgSbF<sub>6</sub> = silver hexafluoroantimonate(V); MesCOOH = 2,4,6-trimethylbenzoic acid; PivOH = pivalic acid; AgNTf<sub>2</sub> = silver bis(trifluoromethanesulfonyl)imide; DCE = 1,2-dichloroethane; [Ir] = [Cp\*IrCl<sub>2</sub>]<sub>2</sub>; [Ru] = [Ru(*p*-cymene)Cl<sub>2</sub>]<sub>2</sub>. Yield determined by <sup>1</sup>H NMR spectroscopy using dibromomethane as an internal standard.

Table 2 Synthesis of C,B-substituted *o*-carborane-fused N-polyheterocycles<sup>a</sup>



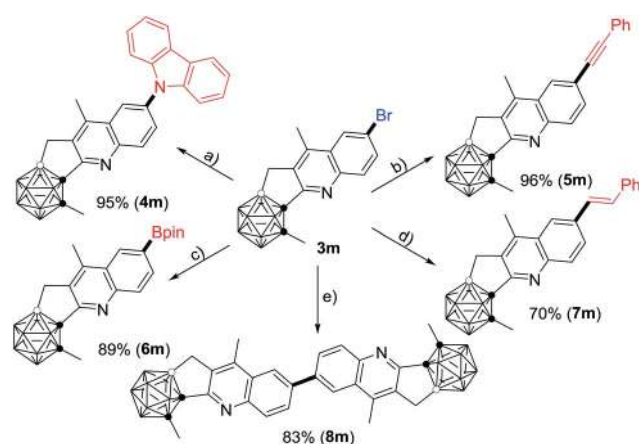
<sup>a</sup> Reactions were conducted at a 0.10 mmol scale in 2 mL of 1,4-dichlorobutane under argon in a closed flask (isolated yield). <sup>b</sup> 0.5 equiv. of AgSbF<sub>6</sub> was used and the reaction time was 10 h.



due probably to steric effects. Various functional groups at the *para*-position in **1** were compatible with this reaction, leading to **3l-r** in moderate to good isolated yields. No obvious electronic effect was observed. Substrates with two functional groups on the phenyl ring gave very comparable yields (**3s-v**). It was noteworthy that such Rh-catalyzed cascade cyclization was tolerant of different halo groups, which could be readily used for further transformations. Naphthalene- and anthracene-containing substrates also worked, affording C,B-substituted carborane-fused polycyclic aromatics (**3w-y**), which may find valuable applications in materials science. Other vinyl ketones were also tested, and the corresponding products **3h**, **3i** and **3z** were isolated in 63%, 35% and 38% yield, respectively, indicating that larger substituents reduced the yields of **3** probably because of steric reasons.

Compound **3m** can be further functionalized through its C–Br bond (Scheme 2). Buchwald–Hartwig cross-coupling of **3m** with carbazole in the presence of 5 mol% Pd<sub>2</sub>(dba)<sub>3</sub> (dba = dibenzylideneacetone), 8 mol% P<sup>t</sup>Bu<sub>3</sub> and 4.5 equiv. of LiO<sup>t</sup>Bu gave the corresponding product **4m** in 95% isolated yield. With a catalytic system of 5 mol% PdCl<sub>2</sub>(PPh<sub>3</sub>)<sub>2</sub> and 10 mol% CuI, Sonogashira coupling of **3m** with phenylacetylene afforded the alkynylated product **5m** in a yield of 96%. A Pd(dppf)Cl<sub>2</sub> (dppf = 1,1'-bis(diphenylphosphino)ferrocene) catalyzed borylation of **3m** with B<sub>2</sub>pin<sub>2</sub> (pin = pinacolato) generated **6m** in 89% isolated yield. In the presence of 10 mol% PdCl<sub>2</sub>(PPh<sub>3</sub>)<sub>2</sub> and 4.0 equiv. of K<sub>2</sub>CO<sub>3</sub>, the Heck reaction of **3m** with styrene offered **7m** in 70% isolated yield. In addition, the homo-coupling product **8m** was readily prepared in 83% isolated yield by treatment of **3m** with 1.0 equiv. of the Ni(0) complex *in situ* generated from NiCl<sub>2</sub> and Zn.

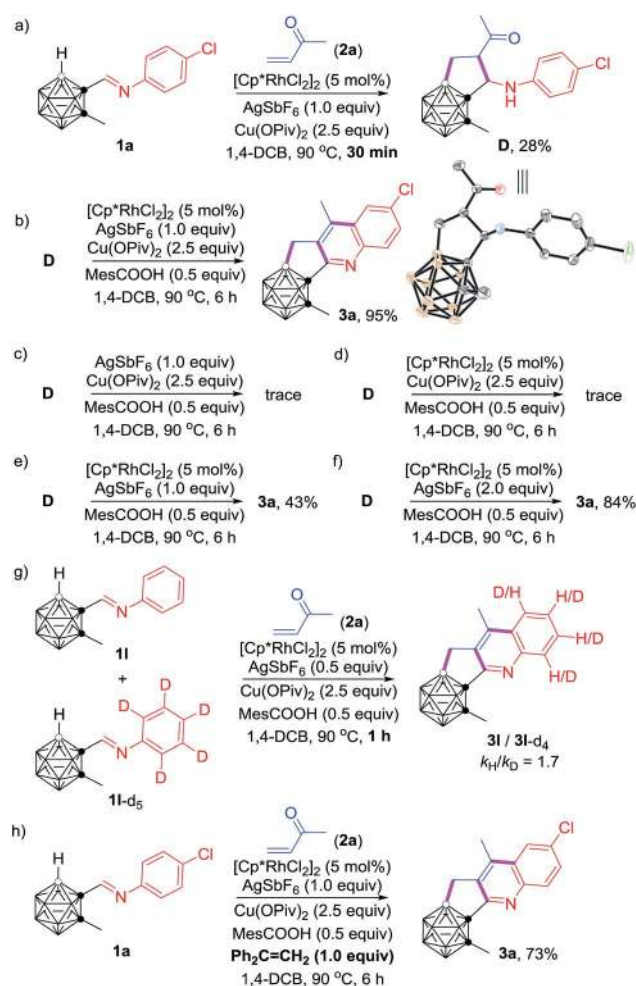
Compounds **1**, **3** and **4–8m** were fully characterized by <sup>1</sup>H, <sup>13</sup>C, and <sup>11</sup>B NMR spectroscopy as well as high-resolution mass spectrometry (see the ESI for detail†). The molecular structures



**Scheme 2** Transformations of **3m**. (a) Carbazole (1.2 equiv.), Pd<sub>2</sub>(dba)<sub>3</sub> (5 mol%), P<sup>t</sup>Bu<sub>3</sub> (8 mol%), LiO<sup>t</sup>Bu (4.5 equiv.), *o*-xylene, 140 °C, 24 h; (b) phenylacetylene (1.2 equiv.), PdCl<sub>2</sub>(PPh<sub>3</sub>)<sub>2</sub> (5 mol%), CuI (10 mol%), Et<sub>3</sub>N (5.0 equiv.), DMF, 60 °C, 16 h; (c) B<sub>2</sub>pin<sub>2</sub> (1.1 equiv.), Pd(dppf)Cl<sub>2</sub> (10 mol%), KOAc (3.0 equiv.), toluene, 90 °C, 18 h; (d) styrene (1.2 equiv.), PdCl<sub>2</sub>(PPh<sub>3</sub>)<sub>2</sub> (10 mol%), K<sub>2</sub>CO<sub>3</sub> (4.0 equiv.), toluene, 130 °C, 12 h; (e) NiCl<sub>2</sub> (1.0 equiv.), PPh<sub>3</sub> (4.0 equiv.), Zn (1.0 equiv.), DMF, 50 °C, 12 h.

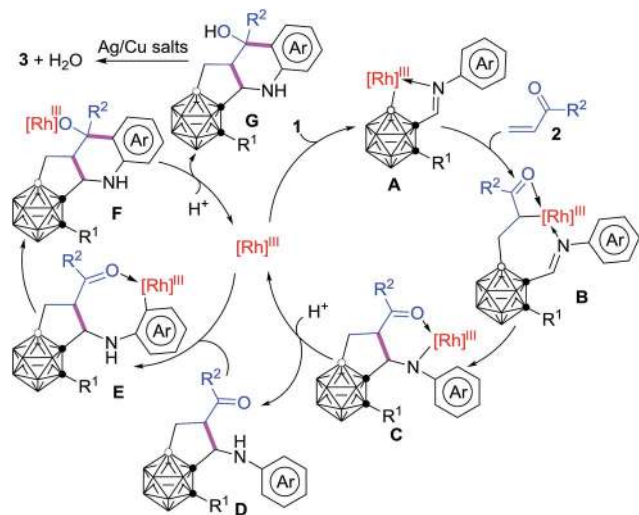
of **3l** and **3w** were further confirmed by single-crystal X-ray analyses.

To gain some insight into the reaction mechanism, several control experiments were carried out (Scheme 3). Quenching the reaction under conditions shown in Scheme 3a after 30 min led to the isolation of an intermediate **D** in 28% yield, and **3a** in 15% yield. The molecular structure of **D** was identified by single-crystal X-ray analysis and various spectroscopic data. The isolation of **D** clearly indicated that the carboranyl B–H bond was preferentially activated over the aryl C–H bond. Under the optimal reaction conditions, compound **D** was converted to product **3a** in 95% NMR yield (Scheme 3b). In contrast, a trace amount of **3a** was observed in the absence of the Rh-catalyst (Scheme 3c), which suggested that the C–H activation is most likely initiated by the reactive Rh(III) center, although the direct Friedel–Crafts cyclization pathway cannot be absolutely ruled out. The absence of silver salt resulted in a trace amount of **3a** (Scheme 3d), whereas a yield of 43% for **3a** was obtained without the addition of the copper salt (Scheme 3e). Furthermore, 2 equiv. of AgSbF<sub>6</sub> led to **3a** in 84% yield in the absence of copper salt (Scheme 3f). These results showed that the silver salt may serve as the active oxidant for oxidative aromatization to



**Scheme 3** Mechanistic study.





Scheme 4 Proposed reaction mechanism.

afford the final product, meanwhile the copper salt is considered as the auxiliary oxidant. On the other hand, the measured KIE (KIE = kinetic isotope effect) value  $k_{\text{H}}/k_{\text{D}} = 1.7$  indicated that the C–H activation may not be involved in the rate-determining step (Scheme 3g). The addition of 1.0 equiv. of  $\text{Ph}_2\text{C}=\text{CH}_2$  as a radical scavenger did not affect the reaction result (Scheme 3h), suggesting that such cascade cyclization may not involve a radical process.

On the basis of the aforementioned control experiments, a plausible reaction mechanism is proposed in Scheme 4. Under the guidance of the imine directing group, electrophilic attack at the more electron-rich B(4/5)–H by the Rh(III) center generates a five-membered rhodacycle A.<sup>34</sup> Alkene insertion into the cage B–Rh bond gives the intermediate B.<sup>37</sup> Intramolecular nucleophilic cyclization<sup>47,48</sup> of C–Rh with C=N produces an intermediate C, which undergoes protonation to afford the intermediate D as well as regenerate the reactive Rh-catalyst. Subsequent Rh-mediated  $\text{sp}^2$  C–H activation<sup>29,30</sup> occurs to form the eight-membered rhodacycle E. Intramolecular nucleophilic cyclization<sup>47,48</sup> of C–Rh with C=O affords the intermediate F. Protonation of F offers the intermediate G and the Rh-catalyst. Dehydration and oxidative aromatization of G give the final product 3. It was suggested that the formal oxidation state of Rh remained unchanged during the catalysis and the counterion may be  $\text{PivO}^-$  or  $\text{SbF}_6^-$ .

## Conclusions

In summary, a regioselective and efficient Rh(III)-catalyzed cascade cyclization of carboranyl N-arylimines with vinyl ketones has been achieved, leading to the facile synthesis of a wide variety of C,B-substituted carborane-fused N-polyheterocycles, which cannot be prepared by any other methods. In a simple one-pot process, cage B–H and aryl C–H bonds are activated compatibly along with the formation of three new B–C and C–C bonds. This work represents the first example of transition metal catalyzed cascade one-pot

construction of polycycles in carborane chemistry, which may also provide useful reference for crafting the quinoline framework in organic synthesis.

## Conflicts of interest

There are no conflicts to declare.

## Acknowledgements

This work was supported by grants from the Research Grants Council of The Hong Kong Special Administration Region (Project No. 14304115 to Z. X. and 14305017 to Y. Q.) and NSFC/RGC Joint Research Scheme (N\_CUHK442/14 to Z. X.).

## Notes and references

- 1 *Domino Reactions in Organic Synthesis*, ed. L. F. Tietze, G. Brasche and K. M. Gericke, Wiley-VCH, Weinheim, 2006.
- 2 K. C. Nicolaou, D. J. Edmonds and P. G. Bulger, *Angew. Chem., Int. Ed.*, 2006, **45**, 7134.
- 3 *Catalytic Cascade Reactions*, ed. P.-F. Xu and W. Wang, Wiley-VCH, Weinheim, 2013.
- 4 *Topics in Current Chemistry: C-H Activation*, ed. J.-Q. Yu and Z.-J. Shi, Springer-Verlag, Berlin, 2010, vol. 292.
- 5 J. Poater, M. Solà, C. Viñas and F. Teixidor, *Angew. Chem., Int. Ed.*, 2014, **53**, 12191.
- 6 M. F. Hawthorne, *Angew. Chem., Int. Ed.*, 1993, **32**, 950.
- 7 M. F. Hawthorne and A. Maderna, *Chem. Rev.*, 1999, **99**, 3421.
- 8 F. Issa, M. Kassiou and L. M. Rendina, *Chem. Rev.*, 2011, **111**, 5701.
- 9 M. Scholz and E. Hey-Hawkins, *Chem. Rev.*, 2011, **111**, 7035.
- 10 H. Jude, H. Disteldorf, S. Fischer, T. Wedge, A. M. Hawkridge, A. M. Arif, M. F. Hawthorne, D. C. Muddiman and P. J. Stang, *J. Am. Chem. Soc.*, 2005, **127**, 12131.
- 11 M. Koshino, T. Tanaka, N. Solin, K. Suenaga, H. Isobe and E. Nakamura, *Science*, 2007, **316**, 853.
- 12 B. P. Dash, R. Satapathy, E. R. Gaillard, J. A. Maguire and N. S. Hosmane, *J. Am. Chem. Soc.*, 2010, **132**, 6578.
- 13 T. L. Chan and Z. Xie, *Chem. Sci.*, 2018, **9**, 2284.
- 14 C. J. Villagómez, T. Sasaki, J. M. Tour and L. Grill, *J. Am. Chem. Soc.*, 2010, **132**, 16848.
- 15 (a) E. Q. Qian, A. I. Wixtrom, J. C. Axtell, A. Saebi, P. Rehak, Y. Han, E. H. Moully, D. Mosallaei, S. Chow, M. Messina, J.-Y. Wang, A. T. Royappa, A. L. Rheingold, H. D. Maynard, P. Kral and A. M. Spokoyny, *Nat. Chem.*, 2017, **9**, 333; (b) A. C. Serino, M. E. Anderson, L. M. A. Saleh, R. M. Dziedzic, H. Mills, L. K. Heidenreich, A. M. Spokoyny and P. S. Weiss, *ACS Appl. Mater. Interfaces*, 2017, **9**, 34592.
- 16 A. Saha, E. Oleshkevich, C. Viñas and F. Teixidor, *Adv. Mater.*, 2017, **29**, 1704238.
- 17 S. Mukherjee and P. Thilagar, *Chem. Commun.*, 2016, **52**, 1070.
- 18 R. Núñez, M. Tarrés, A. Ferrer-Ugalde, F. F. de Biani and F. Teixidor, *Chem. Rev.*, 2016, **116**, 14307.
- 19 X. Li, H. Yan and Q. Zhao, *Chem.-Eur. J.*, 2016, **22**, 1888.



- 20 Z. Xie, *Acc. Chem. Res.*, 2003, **36**, 1.
- 21 Z.-J. Yao and G.-X. Jin, *Coord. Chem. Rev.*, 2013, **257**, 2522.
- 22 Z. Qiu, S. Ren and Z. Xie, *Acc. Chem. Res.*, 2011, **44**, 299.
- 23 *Carboranes*, ed. R. N. Grimes, Elsevier, Oxford, UK, 3rd edn, 2016.
- 24 *Boron Science: New Technologies and Applications*, ed. N. S. Hosmane, Taylor & Francis Books/CRC, Boca Raton, FL, 2011.
- 25 J. M. Sanders, D. P. Clifford and R. E. Lutz, *J. Med. Chem.*, 1971, **14**, 1126.
- 26 L. W. Deady, J. Desneves, A. J. Kaye, G. J. Finlay, B. C. Baguley and W. A. Denny, *Bioorg. Med. Chem.*, 2000, **8**, 977.
- 27 M. Fernández, M. C. Carreiras, J. L. Marco and J. Caballero, *J. Enzyme Inhib. Med. Chem.*, 2006, **21**, 647.
- 28 R. H. Crabtree and A. Lei, C-H Activation Special Issue, *Chem. Rev.*, 2017, **117**, 8481.
- 29 D. A. Colby, R. G. Bergman and J. A. Ellman, *Chem. Rev.*, 2010, **110**, 624.
- 30 (a) G. Song, F. Wang and X. Li, *Chem. Soc. Rev.*, 2012, **41**, 3651; (b) N. Kuhl, N. Schröder and F. Glorius, *Adv. Synth. Catal.*, 2014, **356**, 1443; (c) M. Gulías and J. L. Mascareñas, *Angew. Chem., Int. Ed.*, 2016, **55**, 11000.
- 31 Y. Quan and Z. Xie, *J. Am. Chem. Soc.*, 2014, **136**, 15513.
- 32 Y. Quan, C. Tang and Z. Xie, *Chem. Sci.*, 2016, **7**, 5838.
- 33 Y. Quan and Z. Xie, *Angew. Chem., Int. Ed.*, 2016, **55**, 1295.
- 34 H. Lyu, Y. Quan and Z. Xie, *Angew. Chem., Int. Ed.*, 2016, **55**, 11840.
- 35 H. Lyu, Y. Quan and Z. Xie, *J. Am. Chem. Soc.*, 2016, **138**, 12727.
- 36 R. Cheng, Z. Qiu and Z. Xie, *Nat. Commun.*, 2017, **8**, 14827.
- 37 H. Lyu, Y. Quan and Z. Xie, *Angew. Chem., Int. Ed.*, 2015, **54**, 10623.
- 38 (a) K. Cao, Y. Huang, J. Yang and J. Wu, *Chem. Commun.*, 2015, **51**, 7257; (b) K. Cao, T.-T. Xu, J. Wu, L. Jiang and J. Yang, *Chem. Commun.*, 2016, **52**, 11446.
- 39 (a) Y. Zhang, Y. Sun, F. Lin, J. Liu and S. Duttwyler, *Angew. Chem., Int. Ed.*, 2016, **55**, 15609; (b) F. Lin, Y. Shen, Y. Zhang, Y. Sun, J. Liu and S. Duttwyler, *Chem.-Eur. J.*, 2018, **24**, 551.
- 40 M. G. L. Mirabelli and L. G. Sneddon, *J. Am. Chem. Soc.*, 1988, **110**, 449.
- 41 (a) X. Zhang, H. Zheng, J. Li, F. Xu, J. Zhao and H. Yan, *J. Am. Chem. Soc.*, 2017, **139**, 14511; (b) X. Zhang and H. Yan, *Chem. Sci.*, 2018, **9**, 3964.
- 42 R. M. Dziejczak, J. L. Martin, J. C. Axtell, L. M. A. Saleh, T.-C. Ong, Y.-F. Yang, M.-S. Messina, A. L. Rheingold, K. N. Houk and A. M. Spokoyny, *J. Am. Chem. Soc.*, 2017, **139**, 7729.
- 43 B. J. Eleazer, M. D. Smith, A. A. Popov and D. V. Peryshkov, *J. Am. Chem. Soc.*, 2016, **138**, 10531.
- 44 Y. Quan, Z. Qiu and Z. Xie, *Chem.-Eur. J.*, 2018, **24**, 2795.
- 45 (a) W.-B. Yu, P.-F. Cui, W.-X. Gao and G.-X. Jin, *Coord. Chem. Rev.*, 2017, **350**, 300; (b) B. J. Eleazer and D. V. Peryshkov, *Comments Inorg. Chem.*, 2018, DOI: 10.1080/02603594.2018.1465939.
- 46 X. Zhang and H. Yan, *Coord. Chem. Rev.*, 2017, DOI: 10.1016/j.ccr.2017.11.006.
- 47 F. W. Patureau, T. Besset, N. Kuhl and F. Glorius, *J. Am. Chem. Soc.*, 2011, **133**, 2154.
- 48 Z. Shi, C. Grohmann and F. Glorius, *Angew. Chem., Int. Ed.*, 2013, **52**, 5393.

