



OXFORD CENTRE FOR COLLABORATIVE APPLIED MATHEMATICS

Report Number 11/58

## Riemann-Cartan Geometry of Nonlinear Dislocation Mechanics

by

Arash Yavari and Alain Goriely



Oxford Centre for Collaborative Applied Mathematics  
Mathematical Institute  
24 - 29 St Giles'  
Oxford  
OX1 3LB  
England



Arash Yavari · Alain Goriely

# Riemann-Cartan Geometry of Nonlinear Dislocation Mechanics\*

**Abstract** We present a geometric theory of nonlinear solids with distributed dislocations. In this theory the material manifold – where the body is stress free – is a Weitzenböck manifold, i.e. a manifold with a flat affine connection with torsion but vanishing non-metricity. Torsion of the material manifold is identified with the dislocation density tensor of nonlinear dislocation mechanics. Using Cartan’s moving frames we construct the material manifold for several examples of bodies with distributed dislocations. We also present non-trivial examples of zero-stress dislocation distributions. More importantly, in this geometric framework we are able to calculate the residual stress fields assuming that the nonlinear elastic body is incompressible. We derive the governing equations of nonlinear dislocation mechanics covariantly using balance of energy and its covariance.

## Contents

1	Introduction . . . . .	2
2	Riemann-Cartan Geometry . . . . .	7
3	Classical Dislocation Mechanics . . . . .	20
4	Dislocation Mechanics and Cartan’s Moving Frames . . . . .	23
5	Continuum Mechanics of Solids with Distributed Dislocations . . . . .	34
6	Examples of Dislocated Solids, their Material Manifolds, and Residual Stress Fields . . . . .	40

---

\* Dedicated to the memory of Professor Jerrold E. Marsden (1942-2010).

Arash Yavari  
School of Civil and Environmental Engineering, Georgia Institute of Technology,  
Atlanta, GA 30332, USA.  
Tel.: +1-404-8942436  
Fax: +1-404-8942278  
E-mail: arash.yavari@ce.gatech.edu

Alain Goriely  
Mathematical Institute, University of Oxford, Oxford, OX1 3LB, UK.

## 1 Introduction

In continuum mechanics, one idealizes a body as a collection of material points each assumed to be a mathematical point. Kinematics of the body is then represented by a time-dependent placement of the material points, i.e., by a time-dependent deformation mapping. It is then assumed that there exists a stress-free configuration (a natural configuration) that can be chosen as a reference configuration. This natural configuration is heavily used in the nonlinear mechanics of solids. Defects are known to be the source of many interesting properties of materials. In metals dislocations are particularly important. A body with a distribution of dislocations and no external forces will develop internal stresses, in general. Thus, the initial configuration cannot be a reference configuration in the classical sense. In other words, if one cuts the undeformed configuration into small pieces and let them relax, the resulting relaxed small pieces cannot fit together, i.e., the relaxed configuration is not compatible when embedded in the Euclidean space. However, one may imagine that the small relaxed material points lie in a non-Riemannian manifold with nonzero curvature and torsion (and even non-metricity). Choosing an appropriate connection in this non-Riemannian manifold the relaxed stress-free configurations fit together. This reference configuration now represents the initial arrangement of distributed dislocations and will be our starting point.

A possible way to model a crystalline solid with a large number of defects is to consider it in a continuum framework. Since the 1950s it has been appreciated that continuum mechanics of solids with distributed defects has a close connection with the differential geometry of manifolds with a Riemannian metric and torsion – a subject in mathematics that has found a wide range of applications in physics. For example, dislocation and disclination density tensors are closely related to torsion and curvature tensors, respectively, of a material connection. The geometric theory of dislocations has a long history. However, in spite of many efforts in the past few decades, a consistent systematic geometric continuum theory of solids with distributed defects, capable of calculating stress fields of defects and their evolution is still missing.

Kondo [39] realized that in the presence of defects, the material manifold, which describes the stress-free state of a solid, is not necessarily Euclidean. He referred to the affine connection of this manifold as the material connection. Kondo also realized that the curvature of the material connection is a measure of incompatibility of material elements, and that the Bianchi identities are in some sense conservation equations for incompatibility. In [40], he considered a material manifold with an affine connection with nonzero curvature and torsion tensors, and discovered that torsion tensor is a measure of the density of dislocations. In these seminal papers, Kondo focused only on kinematic aspects; no stress calculations were presented. Independently, Bilby and his coworkers, in a series of papers [9–11] showed the relevance of non-Riemannian manifolds to solids with continuous distributions of dislocations. Although these seminal works made the crucial interpretation of dislocations as sources of torsion, none of them identifies the geometric origin

for the relevance of torsion. For example, for a solid with a single dislocation line, all the developments are intuitively based on the picture of a crystal with a single dislocation. Kröner and Seeger [41] and Kröner [42] used stress functions in a geometric framework in order to calculate stresses in a solid with distributed defects (see also [81]). None of these references provided any analytic solutions for stress fields of dislocations in nonlinear elastic solids. In this paper, for the first time we calculate the stress fields of several examples of single and distributed dislocations in incompressible nonlinear elastic solids in a geometric framework. In particular, we show how an elastic solid with a single screw dislocation has a material manifold with a singular torsion distribution. Identifying the material manifold the problem is then transformed to a standard nonlinear elasticity problem.

For the theory of evolution of defects, Kröner [46, 43] proposed a field theory for dislocations, acknowledging that a Lagrangian formulation will ignore dissipation, which is present in the microscopic motion of dislocations. His theory involves a strain energy density  $W = W(\mathbf{F}_e, \boldsymbol{\alpha})$ , where  $\mathbf{F}_e$  is the elastic part of deformation gradient and  $\boldsymbol{\alpha}$  is the dislocation density tensor. He argued that since strain energy density is a state variable, i.e., independent of any history, it should depend explicitly only on quantities that are state variables. The tensor  $\boldsymbol{\alpha}$  is a state variable because at any instant it can, in principle, be measured. Kröner [45] also associated a torque stress to dislocations. Le and Stumpf [48, 49], building on ideas from [61] and [79], started with a “crystal connection” with nonzero torsion and zero curvature. They used the multiplicative decomposition of deformation gradient  $\mathbf{F} = \mathbf{F}_e \mathbf{F}_p$  and obtained some relations between torsion of the crystal connection and the elastic and plastic deformation gradients. They assumed that the free energy density is a function of  $\mathbf{F}^e$  and its derivative with respect to the intermediate plastic configuration. Then they showed that material frame-indifference implies that the free energy density should explicitly depend on  $\mathbf{F}_e$  and the push-forward of the crystal torsion to the intermediate configuration. Recently, in a series of papers, Acharya [3–5] presented a crystal plasticity theory that takes the dislocation density tensor as a primary internal variable without being present in the internal energy density explicitly. Berdichevsky [7] also presented a theory in which internal energy density explicitly depends on the dislocation density tensor.

These geometric ideas have also been presented in the physics literature. Katanaev and Volovich [38] started with equations of linear elasticity and hence began their work outside the correct geometric realm of elasticity. They introduced a Lagrangian density for distributed dislocations and disclinations and assumed that it must be quadratic in both torsion and curvature tensors. They showed that the number of independent material constants can be reduced by assuming that there are displacement fields corresponding to the following three problems: (i) bodies with dislocations only, (ii) bodies with disclinations only, and (iii) bodies with no defects. Miri and Rivier [55] mentioned that extra matter is described geometrically as nonmetricity of the material connection. Ruggiero and Tartaglia [67] compared the Einstein-Cartan theory of gravitation to a geometric theory of defects in continua, and argued that in the linearized approximation, the equations describing defects

can be interpreted as the Einstein-Cartan equations in three dimensions. However, similar to several other works in the physics literature, the early restriction to linearized approximation renders their approach non-geometric (see also [75] and [47]).

*Einstein-Cartan gravity theory and defective solids.* A role model for a dynamical, geometric field theory of defect mechanics is the Einstein-Cartan theory of gravity. This theory is a generalization of Einstein's general theory of relativity (GTR) involving torsion. Being inspired by the work of the Cosserat brothers [21] on generalized continua, i.e. continua with microstructure, in the early 1920s Élie Cartan introduced a space-time with torsion before the discovery of spin. GTR treats spacetime as a possibly curved pseudo-Riemannian manifold. The connection on this manifold is taken to be the torsion-free Levi-Civita connection associated with a metric tensor. In general relativity, the geometry of spacetime, which is described by this metric tensor, is a dynamical variable, and its dynamics and coupling with matter are given by the Einstein equations [56], which relate the Ricci curvature tensor  $R_{\mu\nu}$  to the energy-momentum tensor  $T_{\mu\nu}$  in the following way (in suitable units):

$$R_{\mu\nu} - \frac{1}{2}g_{\mu\nu}R^\alpha{}_\alpha = T_{\mu\nu}. \quad (1.1)$$

It is very tempting to exploit similarities between GTR and a possible geometric theory of defects in solids: both theories describe the dynamics of the geometry of a curved space. However, the analogy falls short: in the case of defect mechanics, one needs to allow the material manifold to have torsion (for dislocations), which is nonexistent in GTR. A better starting point is Einstein-Cartan theory, which is a modified version of GTR that allows for torsion as well as for curvature [32]. In Einstein-Cartan theory, the metric determines the Levi-Civita part of the connection, and the other part (contorsion tensor), which is related to both torsion and metric, is a dynamical variable as well. The evolution of these variables is obtained by the field equations that are in a sense a generalization of Einstein's equations. These equations can be obtained from a variational principle just as in GTR. What one needs in the case of a continuum theory of solids with distributed dislocations is similar in spirit to Einstein-Cartan theory, and a possible approach to constructing such a theory is via an action that is compatible with the symmetries of the underlying physics [67]. However, there is an important distinction between Einstein-Cartan theory and dislocation mechanics: dissipation is a crucial ingredient in the mechanics of defects. In short, being a geometric field theory involving torsion and curvature, Einstein-Cartan theory serves as a valuable source of inspiration for our approach with all proper caveats taken into account.

A possible generalization can also be considered. The connection in Riemannian geometry is metric-compatible, and torsion-free. In Riemann-Cartan theory, the connection has torsion, but the metric is compatible. A further generalization can be made by allowing the connection to be non-metric-compatible. In this case, the covariant derivative of the metric becomes yet

another dynamical variable [33]. This approach is relevant to defect mechanics as well, since non-metricity is believed to be related to point defects in solids [55]. However, in the present work we restrict ourselves to metric-compatible connections.

*Dislocations and Torsion.* As mentioned earlier, in a geometric formulation of elasticity, dislocations are related to torsion. While it has been mentioned in many of the works cited above, the connection between the two concepts remains unclear. To shed light on this relation we focus on the simple case of a material manifold describing a single dislocation. Tod [73], in a paper on cosmological singularities, presented the following family of 4-dimensional metrics

$$ds^2 = -(dt + \alpha d\varphi)^2 + dr^2 + \beta^2 r^2 d\varphi^2 + (dz + \gamma d\varphi)^2, \quad (1.2)$$

which includes the special case ( $\alpha = 0$ ,  $\beta = 1$ ,  $dt = 0$ ), which can be interpreted as a screw dislocation parallel to the  $z$ -axis in 3D. Indeed, by considering the parallel transport of two vectors by infinitesimal amounts in each other's directions in this three-dimensional Riemannian manifold (apart from the  $z$ -axis), one can see that the  $z$ -axis contains a  $\delta$ -function singularity of torsion. We will use the interpretation of this work in relativity in the context of dislocations in solids to make the relation between a single screw dislocation in a continuous medium and the torsion intuitively clear. Here, we use Tod's idea and show that his singular space-time restricted to three dimensions ( $\alpha = 0$ ,  $\beta = 1$ ) is the material manifold of a single screw dislocation. Using this material manifold we obtain the stress field when the dislocated body is an incompressible Neo-Hookean solid in §6.

Here, a comment is in order. Since the fifties many researchers have worked on the connections between the mechanics of solids with distributed defects and non-Riemannian geometries. Unfortunately, most of these works focus on restatements of Kondo and Bilby's works and not on coupling mechanics with geometry of defects. It is interesting that after more than six decades since the works of Kondo and Bilby there is not a single calculation of stress in a nonlinear elastic body with dislocations. The present work introduces a geometric theory that can be used in nonlinear dislocation mechanics to calculate stresses. We show in several examples how one can use Riemann-Cartan geometry to calculate stresses in a dislocated body. We hope that these concrete examples demonstrate the power of geometric methods in generating new exact solutions in nonlinear anelasticity.

*Major contributions of this paper.* In this paper, we show that the mechanics of solids with distributed dislocations can be formulated as a nonlinear elasticity problem provided that the material manifold is chosen appropriately. Choosing a Weitzenböck manifold with torsion tensor identified with a given dislocation density tensor, the body is stress free in the material manifold by construction. For classical nonlinear elastic solids in order to calculate stresses one needs to know the changes of the relative distances, i.e. a metric in the material manifold is needed. This metric is exactly the metric compatible with the Weitzenböck connection. We calculate the residual stress field of

---

several distributed dislocations in incompressible nonlinear elastic solids. We use Cartan's moving frames to construct the appropriate material manifolds. Most of these exact solutions are new. Also, we discuss zero-stress dislocation distributions, present some non-trivial examples, and a covariant derivation of all the balance laws in a solid with distributed dislocations. The present work clearly shows the significance of geometric techniques in generating exact solutions in nonlinear dislocation mechanics. Extension of our approach to other types of defects in solids, e.g. distributed disclinations and point defects will be the subject of future research.

This paper is structured as follows. In §2 we review Riemann-Cartan geometry. In particular, we discuss the familiar operations of Riemannian geometry for non-symmetric connections. We discuss bundle-valued differential forms and covariant exterior derivative, and then Cartan's moving frames. We also briefly comment on metrizability of non-symmetric connections. In §3, we critically review the classical dislocation mechanics both linear and nonlinear. We critically reexamine existing definitions of Burgers vector. §4 formulates dislocation mechanics in the language of Cartan's moving frames. The conditions under which a dislocation distribution is impotent (zero stress) are then discussed. Using Cartan's moving frames, we obtain some non-trivial zero-stress dislocation distributions. To the best of our knowledge, there is no previous result on zero-stress dislocations in the nonlinear setting in the literature. We also comment on linearization of the nonlinear theory. In §5 we derive the governing equations of a solid with distributed dislocations using energy balance and its covariance. §6 presents several examples of calculation of stresses induced by distributed dislocations in incompressible nonlinear elastic solids. We find the residual stresses for nonlinear elastic solids with no approximation or linearization. We start with a single screw dislocation and construct its material manifold, which is everywhere flat but has a singular torsion supported on the dislocation line. We then consider a parallel and cylindrically-symmetric distribution of screw dislocations. We calculate the residual stress field for an arbitrary distribution. We prove that for a distribution vanishing outside a finite-radius cylinder, stress distribution outside this cylinder depends only on the total Burgers vector and is identical to that of a single screw dislocation with the same Burgers vector. As another example, we consider a uniformly and isotropically distributed screw dislocations and show that its material manifold is a three-sphere. Knowing that a three-sphere cannot be embedded into a three-dimensional Euclidean space we conclude that there is no solution in the framework of classical nonlinear elasticity in the absence of couple stresses. This result holds for any nonlinear elastic solid, compressible or incompressible. Next, we consider an example of edge dislocations uniform in a collection of parallel planes but varying normal to the planes. Finally, we look at a radially-symmetric distribution of edge dislocations in 2D and calculate their residual stress field.



## 2 Riemann-Cartan Geometry

To fix notation we first review some facts about non-symmetric connections and the geometry of Riemann-Cartan manifolds. We then discuss bundle-valued differential forms and their intrinsic differentiation. Finally, we introduce Cartan's moving frames – a central tool in this paper. For more details see [13, 27, 35, 58, 59, 68]. Let  $\pi : E \rightarrow \mathcal{B}$  be a vector bundle over a manifold  $\mathcal{B}$  and let  $\mathcal{E}(\mathcal{B})$  be the space of smooth sections of  $E$ . A connection in  $E$  is a map  $\nabla : \mathcal{X}(\mathcal{B}) \times \mathcal{E}(\mathcal{B}) \rightarrow \mathcal{E}(\mathcal{B})$  such that  $\forall f, f_1, f_2 \in C^\infty(\mathcal{B}), \forall a_1, a_2 \in \mathbb{R}$ :

$$i) \quad \nabla_{f_1 \mathbf{X}_1 + f_2 \mathbf{X}_2} \mathbf{Y} = f_1 \nabla_{\mathbf{X}_1} \mathbf{Y} + f_2 \nabla_{\mathbf{X}_2} \mathbf{Y}, \quad (2.1)$$

$$ii) \quad \nabla_{\mathbf{X}}(a_1 \mathbf{Y}_1 + a_2 \mathbf{Y}_2) = a_1 \nabla_{\mathbf{X}}(\mathbf{Y}_1) + a_2 \nabla_{\mathbf{X}}(\mathbf{Y}_2), \quad (2.2)$$

$$iii) \quad \nabla_{\mathbf{X}}(f \mathbf{Y}) = f \nabla_{\mathbf{X}} \mathbf{Y} + (\mathbf{X}f) \mathbf{Y}. \quad (2.3)$$

A linear connection on  $\mathcal{B}$  is a connection in  $T\mathcal{B}$ , i.e.,  $\nabla : \mathcal{X}(\mathcal{B}) \times \mathcal{X}(\mathcal{B}) \rightarrow \mathcal{X}(\mathcal{B})$ . In a local chart  $\{X^A\}$

$$\nabla_{\partial_A} \partial_B = \Gamma^C{}_{AB} \partial_C, \quad (2.4)$$

where  $\Gamma^C{}_{AB}$  are Christoffel symbols of the connection and  $\partial_A = \frac{\partial}{\partial x^A}$  are the natural bases for the tangent space corresponding to a coordinate chart  $\{x^A\}$ . A linear connection is said to be compatible with a metric  $\mathbf{G}$  of the manifold if

$$\nabla_{\mathbf{X}} \langle \mathbf{Y}, \mathbf{Z} \rangle_{\mathbf{G}} = \langle \nabla_{\mathbf{X}} \mathbf{Y}, \mathbf{Z} \rangle_{\mathbf{G}} + \langle \mathbf{Y}, \nabla_{\mathbf{X}} \mathbf{Z} \rangle_{\mathbf{G}}, \quad (2.5)$$

where  $\langle \cdot, \cdot \rangle_{\mathbf{G}}$  is the inner product induced by the metric  $\mathbf{G}$ . It can be shown that  $\nabla$  is compatible with  $\mathbf{G}$  iff  $\nabla \mathbf{G} = \mathbf{0}$ , or in components

$$G_{AB|C} = \frac{\partial G_{AB}}{\partial X^C} - \Gamma^S{}_{CA} G_{SB} - \Gamma^S{}_{CB} G_{AS} = 0. \quad (2.6)$$

We consider an  $n$ -dimensional manifold  $\mathcal{B}$  with the metric  $\mathbf{G}$  and a  $\mathbf{G}$ -compatible connection  $\nabla$ . Then  $(\mathcal{B}, \nabla, \mathbf{G})$  is called a Riemann-Cartan manifold [15, 28].

The torsion of a connection is a map  $\mathbf{T} : \mathcal{X}(\mathcal{B}) \times \mathcal{X}(\mathcal{B}) \rightarrow \mathcal{X}(\mathcal{B})$  defined by

$$\mathbf{T}(\mathbf{X}, \mathbf{Y}) = \nabla_{\mathbf{X}} \mathbf{Y} - \nabla_{\mathbf{Y}} \mathbf{X} - [\mathbf{X}, \mathbf{Y}]. \quad (2.7)$$

In components in a local chart  $\{X^A\}$ ,  $T^A{}_{BC} = \Gamma^A{}_{BC} - \Gamma^A{}_{CB}$ . The connection is said to be symmetric if it is torsion-free, i.e.,  $\nabla_{\mathbf{X}} \mathbf{Y} - \nabla_{\mathbf{Y}} \mathbf{X} = [\mathbf{X}, \mathbf{Y}]$ . It can be shown that [51] on any Riemannian manifold  $(\mathcal{B}, \mathbf{G})$  there is a unique linear connection  $\nabla$  that is compatible with  $\mathbf{G}$  and is torsion-free. Its Christoffel symbols are

$$\Gamma^C{}_{AB} = \frac{1}{2} G^{CD} \left( \frac{\partial G_{BD}}{\partial X^A} + \frac{\partial G_{AD}}{\partial X^B} - \frac{\partial G_{AB}}{\partial X^D} \right), \quad (2.8)$$

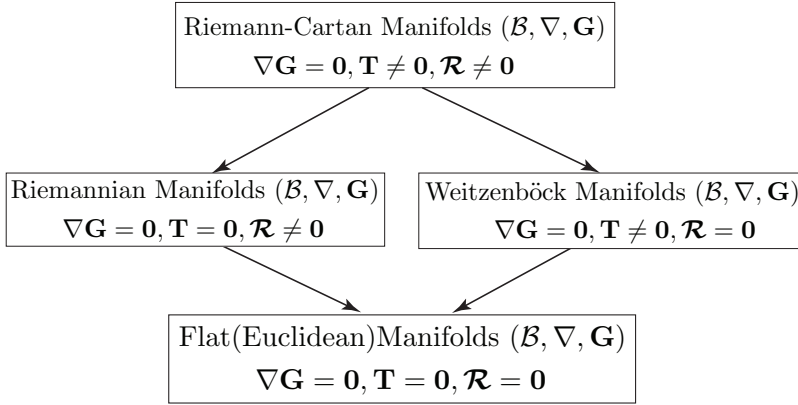
and the associated connection is the Levi-Civita connection. In a manifold with a connection, the Riemann curvature is a map  $\mathcal{R} : \mathcal{X}(\mathcal{B}) \times \mathcal{X}(\mathcal{B}) \times \mathcal{X}(\mathcal{B}) \rightarrow \mathcal{X}(\mathcal{B})$  defined by

$$\mathcal{R}(\mathbf{X}, \mathbf{Y}) \mathbf{Z} = \nabla_{\mathbf{X}} \nabla_{\mathbf{Y}} \mathbf{Z} - \nabla_{\mathbf{Y}} \nabla_{\mathbf{X}} \mathbf{Z} - \nabla_{[\mathbf{X}, \mathbf{Y}]} \mathbf{Z}, \quad (2.9)$$

or, in components

$$\mathcal{R}^A{}_{BCD} = \frac{\partial \Gamma^A{}_{CD}}{\partial X^B} - \frac{\partial \Gamma^A{}_{BD}}{\partial X^C} + \Gamma^A{}_{BM}\Gamma^M{}_{CD} - \Gamma^A{}_{CM}\Gamma^M{}_{BD}. \quad (2.10)$$

A metric-affine manifold is a manifold equipped with both a connection and a metric:  $(\mathcal{B}, \nabla, \mathbf{G})$ . If the connection is metric compatible the manifold is called a Riemann-Cartan manifold. If the connection is torsion free but has curvature  $\mathcal{B}$  is called a Riemannian manifold. If the curvature of the connection vanishes but it has torsion  $\mathcal{B}$  is called a Weitzenböck manifold. If both torsion and curvature vanish  $\mathcal{B}$  is a flat (Euclidean) manifold. Fig. 1 schematically shows this classification. For a similar classification when the connection has non-metricity, i.e.  $\nabla \mathbf{G} \neq \mathbf{0}$  see [28].



**Fig. 1** Special cases of Riemann-Cartan manifolds.

The following are called Ricci formulas for vectors, one-forms, and  $\binom{0}{2}$ -tensors, respectively.

$$w^A{}_{|B|C} - w^A{}_{|C|B} = -\mathcal{R}^A{}_{BCM}w^M + T^M{}_{BC}w^A{}_{|M}, \quad (2.11)$$

$$\alpha_{A|B|C} - \alpha_{A|C|B} = \mathcal{R}^M{}_{BCA}\alpha_M + T^M{}_{BC}\alpha_{A|M}, \quad (2.12)$$

$$A_{AB|C|D} - A_{AB|D|C} = \mathcal{R}^M{}_{CDA}A_{MB} + \mathcal{R}^M{}_{CDB}A_{AM} + T^M{}_{CD}A_{AB|M} \quad (2.13)$$

The Ricci curvature tensor is a  $\binom{2}{0}$ -tensor with the following coordinate representation:  $R_{AB} = \mathcal{R}^C{}_{CAB}$ . Scalar curvature is the trace of  $\mathbf{R}$ , i.e.  $R = G^{AB}R_{AB}$ . The Einstein tensor is defined as  $E_{AB} = R_{AB} - \frac{1}{2}R G_{AB}$ . In dimension three Ricci curvature (and equivalently the Einstein tensor) completely specifies the Riemann curvature tensor. Let us consider a 1-parameter family of metrics  $G_{AB}(\epsilon)$  such that

$$G_{AB}(0) = G_{AB}, \quad \left. \frac{d}{d\epsilon} \right|_{\epsilon=0} G_{AB}(\epsilon) = \delta G_{AB}, \quad (2.14)$$

$\delta G_{AB}$  is called the metric variation. It can be shown that [19]

$$\delta G^{AB} = -G^{AM}G^{BN}\delta G_{MN}, \quad (2.15)$$

$$\delta \bar{\Gamma}^A{}_{BC} = \frac{1}{2}G^{AD}(\delta G_{CD|B} + \delta G_{BD|C} - \delta G_{BC|D}), \quad (2.16)$$

$$\delta \bar{R}_{AB} = \frac{1}{2}G^{MN}(\delta G_{AM|BN} + \delta G_{BN|AM} - \delta G_{AB|MN} - \delta G_{NM|BA}), \quad (2.17)$$

$$\delta \bar{R} = -\Delta \delta G + G^{MP}G^{NQ}\delta G_{MN|PQ} - G^{AM}G^{BN}R_{AB}\delta G_{MN}, \quad (2.18)$$

where  $\delta G = G^{AB}\delta G_{AB}$  and  $\Delta = G^{AB}\nabla_A\nabla_B$ .

Let us consider a metric connection  $\Gamma^A{}_{BC}$  and its corresponding metric  $G_{AB}$  that is used in raising and lowering indices, e.g.  $T_{BC}{}^A = G_{BM}G^{AN}T^M{}_{CN}$ . Metric compatibility of the connection implies that  $G_{AB|C} = G_{AB,C} - \Gamma^M{}_{CA}G_{MB} - \Gamma^M{}_{CB}G_{AM} = 0$ . We use this identity to express  $\Gamma^A{}_{BC}$  as

$$\Gamma^A{}_{BC} = \bar{\Gamma}^A{}_{BC} + K^A{}_{BC}, \quad (2.19)$$

where  $\bar{\Gamma}^A{}_{BC}$  is the Levi-Civita connection of the metric and

$$K^A{}_{BC} = \frac{1}{2}(T^A{}_{BC} - T_{BC}{}^A - T_{CB}{}^A) = \frac{1}{2}(T^A{}_{BC} + T_B{}^A{}_C + T_C{}^A{}_B), \quad (2.20)$$

is called the contorsion tensor. Note that  $\frac{1}{2}(\Gamma^A{}_{BC} + \Gamma^A{}_{CB}) = \bar{\Gamma}^A{}_{BC} + (T_B{}^A{}_C + T_C{}^A{}_B)$ , i.e. the symmetric part of the connection is not the Levi-Civita connection, in general. Similarly, the curvature tensor can be written in terms of curvature of the Levi-Civita connection and the contorsion tensor as

$$\mathcal{R}^A{}_{BCD} = \bar{\mathcal{R}}^A{}_{BCD} + K^A{}_{CD|B} - K^A{}_{BD|C} + K^A{}_{BM}K^M{}_{CD} - K^A{}_{CM}K^M{}_{BD}, \quad (2.21)$$

where the covariant derivatives of the contorsion tensor are with respect to the Levi-Civita connection. Finally, the Ricci tensor has the following relation with the Ricci tensor of the Levi-Civita connection

$$R_{AB} = \bar{R}_{AB} + K^M{}_{AB|M} - K^M{}_{MB|A} + K^N{}_{NM}K^M{}_{AB} - K^N{}_{AM}K^M{}_{NB}. \quad (2.22)$$

The Levi-Civita tensor  $\epsilon_{ABC}$  is defined as  $\epsilon_{ABC} = \sqrt{G}\epsilon_{ABC}$ , where  $G = \det \mathbf{G}$  and

$$\epsilon_{ABC} = \begin{cases} 1 & (ABC) \text{ is an even permutation of } (123), \\ -1 & (ABC) \text{ is an odd permutation of } (123), \\ 0 & \text{otherwise,} \end{cases} \quad (2.23)$$

is the Levi-Civita symbol. For a  $\mathbf{G}$ -compatible connection,  $\epsilon_{ABC|D} = 0$ .

## 2.1 Bundle-Valued Differential Forms

Here we review some definitions and operations on vector-valued and covector-valued differential forms, i.e., differential forms that take values in a vector bundle rather than in  $\mathbb{R}$  (torsion form is an example of a vector-valued 2-form). See also [53, Chapter 16] for a more detailed discussion of operations on vector bundles. A more accessible presentation can be found in [25, Chapter 9]. Other treatments of vector-valued forms can be seen in [16] and [26]. A shorter version of what follows was presented in [37].

We consider an  $n$ -dimensional Riemann-Cartan manifold  $(\mathcal{B}, \nabla, \mathbf{G})$ . For the sake of clarity, we consider mainly 2-tensors on  $\mathcal{B}$ . However, it is straightforward to extend all the concepts presented here to tensors of arbitrary order. Consider a covariant 2-tensor  $\mathbf{T} \in T_2^0(\mathcal{B})$ . Its Hodge star with respect to the second argument is defined as

$$*_2 : T_2^0(\mathcal{B}) \rightarrow \Omega^1(\mathcal{B}) \otimes \Omega^{n-1}(\mathcal{B}); \quad \mathbf{T} \mapsto *_2 \mathbf{T}, \quad (2.24)$$

such that  $\forall \mathbf{u}_1, \dots, \mathbf{u}_n \in T\mathcal{B}$

$$(*_2 \mathbf{T})_X(\mathbf{u}_1, \mathbf{u}_2, \dots, \mathbf{u}_n) = (*\mathbf{T}(\mathbf{u}_1, \cdot))_X(\mathbf{u}_2, \dots, \mathbf{u}_n) \quad \forall X \in \mathcal{B}, \quad (2.25)$$

where  $*$  is the standard Hodge star operator. Clearly,  $*_2 \mathbf{T}$  is in  $\Omega^1(\mathcal{B}) \otimes \Omega^{n-1}(\mathcal{B})$ , i.e., an element of  $T_n^0(\mathcal{B})$  antisymmetric in the last  $n-1$  arguments. In coordinate notation, if we write  $\mathbf{T} = T_{AB} dX^A \otimes dX^B$ , then  $*_2 \mathbf{T} = T_{AB} dX^A \otimes *dX^B$ . Now, define the area-forms  $\omega_A := (-1)^{A-1} dX^1 \wedge \dots \wedge \widehat{dX^A} \wedge \dots \wedge dX^n$ , where the hat means that  $dX^A$  is omitted. It is clear that  $\{\omega_A\}$  is a basis for  $\Omega^{n-1}(\mathcal{B})$ , and hence  $\{dX^A \otimes \omega_B\}$  is a basis for  $\Omega^1(\mathcal{B}) \otimes \Omega^{n-1}(\mathcal{B})$ . One can check that the components of the tensor  $*_2 \mathbf{T}$  in this basis are

$$|\det \mathbf{G}|^{1/2} T_{AC} G^{CB} = |\det \mathbf{G}|^{1/2} T_A^B. \quad (2.26)$$

Finally, note that (2.24) can be easily extended to contravariant and mixed 2-tensors by simply lowering the second index. For instance, if  $\mathbf{S} \in T_0^2(\mathcal{B})$ , then we define  $*_2 \mathbf{S} \in T\mathcal{B} \otimes \Omega^{n-1}(\mathcal{B})$  such that,  $\forall \alpha \in T^*\mathcal{B}$  and  $\mathbf{u}_1, \dots, \mathbf{u}_n \in T\mathcal{B}$ , one has:

$$(*_2 \mathbf{S})_X(\alpha, \mathbf{u}_2, \dots, \mathbf{u}_n) = (*(\mathbf{S}(\alpha, \cdot))^b)_X(\mathbf{u}_2, \dots, \mathbf{u}_n) \quad \forall X \in \mathcal{B}. \quad (2.27)$$

Recall that the flat  $(\cdot)^b$  and sharp  $(\cdot)^\sharp$  operations refer to lowering and raising the indices using the metric  $\mathbf{G}$ , i.e.,  $^b : T\mathcal{B} \rightarrow T^*\mathcal{B}$  and  $^\sharp : T^*\mathcal{B} \rightarrow T\mathcal{B}$ . Let  $\beta \in \Omega^1(\mathcal{B})$ . We have:

$$*\beta = \langle \beta^\sharp, \mu \rangle, \quad (2.28)$$

where  $\mu$  is the  $\mathbf{G}$ -volume form. This result is analogous to the well-known relation  $*X^b = i_X \mu$ , where  $X \in T\mathcal{B}$  and  $i$  denotes the contraction operation, see [1]. As a corollary, for  $\mathbf{T} \in T_2^0(\mathcal{B})$ , one has

$$*_2 \mathbf{T} = \langle \mathbf{T}^{\sharp 2}, \mu \rangle, \quad (2.29)$$

where  $\sharp_2$  denotes the operator of raising the second index. Now let  $S = \partial V \subset \mathcal{B}$  be an  $(n-1)$ -surface with Riemannian area-form  $\nu$  and consistently oriented unit normal vector field  $\mathbf{N}$  and  $\mathbf{T} \in T_2^0(\mathcal{B})$ , then

$$\int_S \mathbf{T}(\mathbf{v}, \mathbf{N})\nu = \int_S \langle \mathbf{v}, *_2 \mathbf{T} \rangle, \quad \forall \mathbf{v} \in T\mathcal{B}. \quad (2.30)$$

The proof follows by noting that  $\int_S \mathbf{T}(\mathbf{v}, \mathbf{N})\nu = \int_S \langle \mathbf{T}(\mathbf{v}, \cdot), \mathbf{N} \rangle \nu$ , then recalling that, for a one-form  $\beta$ ,  $\int_S \langle \beta, \mathbf{N} \rangle \nu = \int_S \langle \beta^\sharp, \mu \rangle$  and, finally, appealing to (2.29).

We now define two types of products, namely, an inner-exterior and an outer-exterior product that we denote by  $\dot{\wedge}$  and  $\overset{\otimes}{\wedge}$ , respectively. Let us first define the  $\dot{\wedge}$ -product

$$\dot{\wedge} : (T\mathcal{B} \otimes \Omega^1(\mathcal{B})) \times (T^*\mathcal{B} \otimes \Omega^{n-1}(\mathcal{B})) \longrightarrow \Omega^n(\mathcal{B}); \quad (\mathbf{T}, \mathbf{S}) \longmapsto \mathbf{T} \dot{\wedge} \mathbf{S}, \quad (2.31)$$

such that, for all  $\mathbf{v}_1, \dots, \mathbf{v}_n \in T\mathcal{B}$ , one has

$$(\mathbf{T} \dot{\wedge} \mathbf{S})_X(\mathbf{v}_1, \mathbf{v}_2, \dots, \mathbf{v}_n) = \sum (\text{sign } \tau) \langle \mathbf{T}_X(\cdot, \mathbf{v}_{\tau(1)}), \mathbf{S}_X(\cdot, \mathbf{v}_{\tau(2)}, \dots, \mathbf{v}_{\tau(n)}) \rangle, \quad (2.32)$$

$\forall X \in \mathcal{B}$ , where the sum is over all the  $(1, n-1)$  shuffles. This product can be defined for any arbitrary order  $k \leq n$  as well as on  $(T^*\mathcal{B} \otimes \Omega^1(\mathcal{B})) \times (T\mathcal{B} \otimes \Omega^{k-1}(\mathcal{B}))$ . Note that the  $\dot{\wedge}$ -product is simply a contraction on the first index and a wedge product on the other indices. For example, if one takes  $\mathbf{u} \otimes \alpha \in T\mathcal{B} \otimes \Omega^1(\mathcal{B})$ , and  $\beta \otimes \omega \in T^*\mathcal{B} \otimes \Omega^{n-1}(\mathcal{B})$ , one has

$$(\mathbf{u} \otimes \alpha) \dot{\wedge} (\beta \otimes \omega) = \langle \mathbf{u}, \beta \rangle \alpha \wedge \omega, \quad (2.33)$$

where  $\alpha \wedge \omega$  defines a volume-form provided it is not degenerate. To this end, one can readily verify that, for  $\mathbf{T} \in T_0^2(\mathcal{B})$  and  $\mathbf{S} \in T_2^0(\mathcal{B})$ , one can write

$$\mathbf{S} \dot{\wedge} (*_2 \mathbf{T}) = (\mathbf{S} : \mathbf{T}) \mu. \quad (2.34)$$

Further, one can also show that, for  $\mathbf{T} \in T_0^2(\mathcal{B})$  (analogous results hold for any tensor type), one has

$$\mathbf{T}(\alpha, \beta) \mu = (-1)^{n-1} \langle \alpha, *_2 \mathbf{T} \rangle \wedge \beta = (\alpha \otimes \beta) \dot{\wedge} (*_2 \mathbf{T}), \quad (2.35)$$

for all  $\alpha, \beta \in T^*\mathcal{B}$ . The proof follows directly from the definition of the Hodge star as in [1]. We now define the  $\overset{\otimes}{\wedge}$ -product

$$\overset{\otimes}{\wedge} : (T\mathcal{B} \otimes \Omega^1(\mathcal{B})) \times (T\mathcal{B} \otimes \Omega^{n-1}(\mathcal{B})) \longrightarrow T\mathcal{B} \otimes \Omega^n(\mathcal{B}); \quad (\mathbf{T}, \mathbf{S}) \longmapsto \mathbf{T}, \overset{\otimes}{\wedge} \mathbf{S}, \quad (2.36)$$

such that,  $\forall \mathbf{v}_1, \dots, \mathbf{v}_n \in T\mathcal{B}$ , one has

$$(\mathbf{T} \overset{\otimes}{\wedge} \omega)_X(\mathbf{v}_1, \mathbf{v}_2, \dots, \mathbf{v}_n) = \sum (\text{sign } \tau) \mathbf{T}_X(\cdot, \mathbf{v}_{\tau(1)}) \otimes \mathbf{S}_X(\cdot, \mathbf{v}_{\tau(2)}, \dots, \mathbf{v}_{\tau(n)}), \quad (2.37)$$

$\forall X \in \mathcal{B}$ , where the sum is over all the  $(1, n-1)$  shuffles. An analogous product can be defined on  $(T^*\mathcal{B} \otimes T^*\mathcal{B}) \times \Omega^{n-1}(\mathcal{B})$ . The  $\overset{\otimes}{\wedge}$ -product is simply a tensor product on the first index and a wedge product on the other indices.

*Differentiation of Bundle-Valued Forms.* We now proceed to define a differentiation  $\mathcal{D}$  on vector and covector-valued  $(k-1)$ -forms. The differentiation  $\mathcal{D}$  combines the exterior derivative  $d$ , that has a topological character, with the covariant derivative  $\nabla$  with respect to the affine connection, that has a metric character if the connection is metric compatible. To this end, recall that, in components, the covariant derivative  $\nabla \mathbf{v}$  of a vector field  $\mathbf{v} = v^A \mathbf{e}_A$  on  $T\mathcal{B}$  is given by  $\nabla_B v^A = v^A|_B = \partial v^A / \partial X^B + \Gamma^A_{BC} v^C$ , where  $\Gamma^A_{BC}$  are the connection coefficients. This suggests that  $\nabla \mathbf{v}$  can be expressed as a mixed 2-tensor, i.e., a vector-valued one-form  $\nabla \mathbf{v} = v^A|_B \mathbf{e}_A \otimes dX^B$ . In particular, one has  $\nabla \mathbf{e}_B = \mathbf{e}_A \otimes \Gamma^A_{CB} dX^C = \mathbf{e}_A \otimes \omega^A_B$ , where  $\omega^A_B = \Gamma^A_{CB} dX^C$  are called the connection one-forms. Let  $\mathbb{F}$  denote either  $T\mathcal{B}$  or  $T^*\mathcal{B}$ , and let  $k$  be any integer  $\leq n$ . We define the differential operator

$$\mathcal{D} : \mathbb{F} \otimes \Omega^{k-1}(\mathcal{B}) \longrightarrow \mathbb{F} \otimes \Omega^k(\mathcal{B}); \quad \mathcal{T} \longmapsto \mathcal{D}\mathcal{T}, \quad (2.38)$$

by

$$\langle \mathbf{u}, \mathcal{D}\mathcal{T} \rangle = d(\langle \mathbf{u}, \mathcal{T} \rangle) - \nabla \mathbf{u} \wedge \mathcal{T}, \quad \forall \mathbf{u} \in \mathbb{F}^*, \quad (2.39)$$

where  $d$  is the regular exterior derivative of forms and  $\nabla$  is the covariant derivative of tensors. Note that for  $k = 0$ ,  $\mathcal{D}$  reduces to the regular covariant derivative, while for  $k = n$ ,  $\mathcal{D}$  is identically zero.

**Remark 21.** In order for (2.39) to provide a valid definition of  $\mathcal{D}$ , one needs to show that its right-hand side depends only on the point values of  $\mathbf{u}$  and, hence, uniquely defines the differential  $\mathcal{D}\mathcal{T}$ . Note that for any function  $f \in \Omega^0(\mathcal{B})$ , one has

$$d\langle f \mathbf{u}, \mathcal{T} \rangle = d(f \wedge \langle \mathbf{u}, \mathcal{T} \rangle) = df \wedge \langle \mathbf{u}, \mathcal{T} \rangle + f d(\langle \mathbf{u}, \mathcal{T} \rangle). \quad (2.40)$$

On the other hand, one can easily verify that

$$\nabla(f\mathbf{u}) \wedge \mathcal{T} = (\mathbf{u} \otimes df) \wedge \mathcal{T} + f \nabla \mathbf{u} \wedge \mathcal{T} = df \wedge \langle \mathbf{u}, \mathcal{T} \rangle + f \nabla \mathbf{u} \wedge \mathcal{T}, \quad (2.41)$$

which proves the claim.

Alternatively, the differential operator  $\mathcal{D}$  can be defined by its action on elements of  $\mathbb{F} \otimes \Omega^{k-1}(\mathcal{B})$  of the type  $\alpha \otimes \omega$ , where  $\alpha \in \mathbb{F}$ ,  $\omega \in \Omega^{k-1}(\mathcal{B})$ :

$$\mathcal{D}(\alpha \otimes \omega) = \nabla \alpha \overset{\otimes}{\wedge} \omega + \alpha \otimes d\omega, \quad (2.42)$$

and extending it to  $\mathbb{F} \otimes \Omega^{n-1}(\mathcal{B})$  by linearity. To prove this statement, one only needs to check that (2.42) is equivalent to the definition in (2.39). Given  $\mathbf{u} \in \mathbb{F}^*$ , (2.39) reads as

$$\mathbf{u} \cdot \mathcal{D}(\alpha \otimes \omega) = d((\mathbf{u} \cdot \alpha) \omega) - \nabla \mathbf{u}(\alpha, \cdot) \wedge \omega. \quad (2.43)$$

Now, note that  $d(\mathbf{u} \cdot \alpha) = \nabla(\mathbf{u} \cdot \alpha) = \nabla \alpha(\mathbf{u}, \cdot) + \nabla \mathbf{u}(\alpha, \cdot)$  (by definition of  $\nabla$ ) in order to get

$$\begin{aligned} \mathbf{u} \cdot \mathcal{D}(\alpha \otimes \omega) &= (\mathbf{u} \cdot \alpha) d\omega + (\nabla \alpha(\mathbf{u}, \cdot) + \nabla \mathbf{u}(\alpha, \cdot)) \wedge \omega - \nabla \mathbf{u}(\alpha, \cdot) \wedge \omega \\ &= (\mathbf{u} \cdot \alpha) d\omega + \nabla \alpha(\mathbf{u}, \cdot) \wedge \omega. \end{aligned} \quad (2.44)$$

The differential operator  $\mathcal{D}$  is identical to *Cartan's exterior covariant differential* (reviewed in [25, Chapter 9], see also [78]) as we will show later on.

For a  $\binom{2}{0}$ -tensor  $\mathbf{T}$ , we have

$$(\text{Div}\mathbf{T}) \otimes \mu = \mathcal{D}(*_2\mathbf{T}^{b_2}). \quad (2.45)$$

To show this, given that  $\text{Div}(\langle \alpha, \mathbf{T} \rangle) = \langle \alpha, \text{Div}\mathbf{T} \rangle + \nabla\alpha : \mathbf{T}$  and appealing to the divergence theorem, we obtain the following identity

$$\int_V \langle \alpha, \text{Div}\mathbf{T} \rangle \mu = \int_{\partial V} \mathbf{T}(\alpha, \mathbf{N}^b) \nu - \int_V (\nabla\alpha : \mathbf{T}) \mu, \quad \forall \alpha \in T^*(\mathcal{B}), \quad (2.46)$$

for any open subset  $V \subset \mathcal{B}$ . It follows from (2.30) and Stokes' theorem that

$$\int_{\partial V} \mathbf{T}(\alpha, \mathbf{N}^b) \nu = \int_{\partial V} \langle \alpha, *_2\mathbf{T}^{b_2} \rangle = \int_V d(\langle \alpha, *_2\mathbf{T}^{b_2} \rangle). \quad (2.47)$$

Further, from (2.34) and the definition of  $\mathcal{D}$ , we have

$$\int_V \langle \alpha, \text{Div}\mathbf{T} \rangle \mu = \int_V \left[ d(\langle \alpha, *_2\mathbf{T}^{b_2} \rangle) - \nabla\alpha \wedge (*_2\mathbf{T}^{b_2}) \right] = \int_V \langle \alpha, \mathcal{D}(*_2\mathbf{T}^{b_2}) \rangle, \quad (2.48)$$

for all  $\alpha \in T^*(\mathcal{B})$  and for any open subset  $V \subset \mathcal{B}$ , which concludes the proof of (2.45).

## 2.2 Cartan's Moving Frames

Let us consider a frame field  $\{\mathbf{e}_\alpha\}_{\alpha=1}^n$  that at every point of an  $n$ -dimensional manifold  $\mathcal{B}$  forms a basis for the tangent space. We assume that this frame is orthonormal, i.e.  $\langle \mathbf{e}_\alpha, \mathbf{e}_\beta \rangle_{\mathbf{G}} = \delta_{\alpha\beta}$ . This is, in general, a non-coordinate basis for the tangent space. Given a coordinate basis  $\{\partial_A\}$  an arbitrary frame field  $\{\mathbf{e}_\alpha\}$  is obtained by a  $GL(N, \mathbb{R})$ -rotation of  $\{\partial_A\}$  as  $\mathbf{e}_\alpha = F_\alpha^A \partial_A$  such that orientation is preserved, i.e.  $\det F_\alpha^A > 0$ . We know that for the coordinate frame  $[\partial_A, \partial_B] = 0$  but for the non-coordinate frame field we have  $[\mathbf{e}_\alpha, \mathbf{e}_\beta] = -c^\gamma_{\alpha\beta} \mathbf{e}_\gamma$ , where  $c^\gamma_{\alpha\beta}$  are components of the object of anholonomy. Note that for scalar fields  $f, g$  and vector fields  $\mathbf{X}, \mathbf{Y}$  on  $\mathcal{B}$  we have

$$[f\mathbf{X}, g\mathbf{Y}] = fg[\mathbf{X}, \mathbf{Y}] + f(\mathbf{X}[g])\mathbf{Y} - g(\mathbf{Y}[f])\mathbf{X}. \quad (2.49)$$

Therefore

$$c^\gamma_{\alpha\beta} = F_\alpha^A F_\beta^B (\partial_A F^\gamma_B - \partial_B F^\gamma_A), \quad (2.50)$$

where  $F^\gamma_B$  is the inverse of  $F_\alpha^B$ . The frame field  $\{\mathbf{e}_\alpha\}$  defines the coframe field  $\{\vartheta^\alpha\}_{\alpha=1}^n$  such that  $\vartheta^\alpha(\mathbf{e}_\beta) = \delta^\alpha_\beta$ . The object of anholonomy is defined

as  $c^\gamma = d\vartheta^\gamma$ . Writing this in the coordinate basis we have

$$\begin{aligned}
c^\gamma &= d(F^\gamma_B dX^B) = \partial_A F^\gamma_B dX^A \wedge dX^B \\
&= \sum_{A < B} (\partial_A F^\gamma_B - \partial_B F^\gamma_A) dX^A \wedge dX^B \\
&= \sum_{\alpha < \beta} F_\alpha^A F_\beta^B (\partial_A F^\gamma_B - \partial_B F^\gamma_A) \vartheta^\alpha \wedge \vartheta^\beta \\
&= \sum_{\alpha < \beta} c^\gamma_{\alpha\beta} \vartheta^\alpha \wedge \vartheta^\beta = c^\gamma_{\alpha\beta} (\vartheta^\alpha \wedge \vartheta^\beta), \tag{2.51}
\end{aligned}$$

where  $\{\vartheta^\alpha \wedge \vartheta^\beta\} = \{\vartheta^\alpha \wedge \vartheta^\beta\}_{\alpha < \beta}$  is a basis for 2-forms.

Connection 1-forms are defined as  $\nabla \mathbf{e}_\alpha = \mathbf{e}_\gamma \otimes \omega^\gamma_\alpha$ . The corresponding connection coefficients are defined as

$$\nabla_{\mathbf{e}_\beta} \mathbf{e}_\alpha = \langle \omega^\gamma_\alpha, \mathbf{e}_\beta \rangle \mathbf{e}_\gamma = \omega^\gamma_{\beta\alpha} \mathbf{e}_\gamma. \tag{2.52}$$

In other words,  $\omega^\gamma_\alpha = \omega^\gamma_{\beta\alpha} \vartheta^\beta$ . Similarly,  $\nabla \vartheta^\alpha = -\omega^\alpha_\gamma \vartheta^\gamma$ , and

$$\nabla_{\mathbf{e}_\beta} \vartheta^\alpha = -\omega^\alpha_{\beta\gamma} \vartheta^\gamma. \tag{2.53}$$

The relation between the connection coefficients in the two coordinate systems is

$$\omega^\gamma_{\alpha\beta} = F_\alpha^A F_\beta^B F^\gamma_C \Gamma^C_{AB} - F_\alpha^A F_\beta^B \partial_A F^\gamma_B. \tag{2.54}$$

And equivalently

$$\Gamma^A_{BC} = F^\beta_B F^\gamma_C F_\alpha^A \omega^\alpha_{\beta\gamma} + F_\alpha^A \partial_B F^\alpha_C. \tag{2.55}$$

In the non-coordinate basis torsion has the following components

$$T^\alpha_{\beta\gamma} = \omega^\alpha_{\beta\gamma} - \omega^\alpha_{\gamma\beta} + c^\alpha_{\beta\gamma}. \tag{2.56}$$

Similarly, the curvature tensor has the following components with respect to the frame field

$$\mathcal{R}^\alpha_{\beta\lambda\mu} = \partial_\beta \omega^\alpha_{\lambda\mu} - \partial_\lambda \omega^\alpha_{\beta\mu} + \omega^\alpha_{\beta\xi} \omega^\xi_{\lambda\mu} - \omega^\alpha_{\lambda\xi} \omega^\xi_{\beta\mu} + \omega^\alpha_{\xi\mu} c^\xi_{\beta\lambda}. \tag{2.57}$$

In the orthonormal frame  $\{\mathbf{e}_\alpha\}$ , the metric tensor has the simple representation  $\mathbf{G} = \delta_{\alpha\beta} \vartheta^\alpha \otimes \vartheta^\beta$ . Assuming that the connection  $\nabla$  is metric compatible, i.e.  $\nabla \mathbf{G} = \mathbf{0}$ , we obtain the following metric compatibility constraints on the connection 1-forms:

$$\delta_{\alpha\gamma} \omega^\gamma_\beta + \delta_{\beta\gamma} \omega^\gamma_\alpha = 0. \tag{2.58}$$

Torsion and curvature 2-forms are defined as

$$\mathcal{T}^\alpha = d\vartheta^\alpha + \omega^\alpha_\beta \wedge \vartheta^\beta, \tag{2.59}$$

$$\mathcal{R}^\alpha_\beta = d\omega^\alpha_\beta + \omega^\alpha_\gamma \wedge \omega^\gamma_\beta, \tag{2.60}$$



where  $d$  is the exterior derivative. These are called *Cartan's structural equations*. Torsion two-form is written as  $\mathcal{T} = \mathbf{e}_\alpha \otimes \mathcal{T}^\alpha = \partial_A \otimes T^A$ , where  $\mathcal{T}^\alpha = F^\alpha_A T^A$ . Bianchi identities read:

$$D\mathcal{T}^\alpha := d\mathcal{T}^\alpha + \omega^\alpha_\beta \wedge \mathcal{T}^\beta = \mathcal{R}^\alpha_\beta \wedge \vartheta^\beta, \quad (2.61)$$

$$D\mathcal{R}^\alpha_\beta := d\mathcal{R}^\alpha_\beta + \omega^\alpha_\gamma \wedge \mathcal{R}^\gamma_\beta - \omega^\gamma_\beta \wedge \mathcal{R}^\alpha_\gamma = 0, \quad (2.62)$$

where  $D$  is the covariant exterior derivative. Note that for a flat manifold  $D\mathcal{T}^\alpha = 0$ . We now show that  $D$  is identical to  $\mathcal{D}$ . For the sake of concreteness, we show this for a vector-valued 2-form. Since  $\mathcal{T}$  is a vector-valued 2-form we consider an arbitrary 1-form  $\boldsymbol{\eta}$ . From (2.39) we have

$$\langle \boldsymbol{\eta}, \mathcal{D}\mathcal{T} \rangle = d(\langle \boldsymbol{\eta}, \mathcal{T} \rangle) - \nabla \boldsymbol{\eta} \wedge \mathcal{T}. \quad (2.63)$$

Note that  $\mathcal{T} = \mathbf{e}_\alpha \otimes \mathcal{T}^\alpha$  and let us take  $\boldsymbol{\eta}$  to be  $\vartheta^\alpha$ . Thus

$$\begin{aligned} \langle \vartheta^\alpha, \mathcal{D}\mathcal{T} \rangle &= d(\langle \vartheta^\alpha, \mathbf{e}_\beta \otimes \mathcal{T}^\beta \rangle) - \nabla \vartheta^\alpha \wedge (\mathbf{e}_\beta \otimes \mathcal{T}^\beta) \\ &= d\mathcal{T}^\alpha + \omega^\alpha_\gamma \vartheta^\gamma \wedge (\mathbf{e}_\beta \otimes \mathcal{T}^\beta) \\ &= d\mathcal{T}^\alpha + \omega^\alpha_\gamma \wedge \mathcal{T}^\beta \langle \vartheta^\gamma, \mathbf{e}_\beta \rangle \\ &= d\mathcal{T}^\alpha + \omega^\alpha_\beta \wedge \mathcal{T}^\beta. \quad \square \end{aligned} \quad (2.64)$$

From here on we use the symbol  $D$  for covariant exterior derivative.

Suppose a frame field  $\{\mathbf{e}_\alpha\}$  is given. Then one may be interested in a connection  $\nabla$  such that in  $(\mathcal{B}, \nabla)$  the frame field is parallel everywhere. This means that  $\nabla \mathbf{e}_\alpha = \omega^\beta_\alpha \mathbf{e}_\beta = \mathbf{0}$ , i.e. the connection 1-forms vanish with respect to the frame field or  $\omega^\beta_\alpha = 0$ . Using this and (2.54) we have the following connection coefficients in the coordinate frame

$$\Gamma^C_{AB} = F_\alpha^C \partial_A F^\alpha_B. \quad (2.65)$$

This is called the Weitzenböck connection [80, 23]. Its torsion reads

$$T^C_{AB} = F_\alpha^C (\partial_A F^\alpha_B - \partial_B F^\alpha_A). \quad (2.66)$$

Let us denote the Levi-Civita connection 1-form by  $\bar{\omega}^\alpha_\beta$ . Distortion 1-form is defined as  $N^\alpha_\beta = \omega^\alpha_\beta - \bar{\omega}^\alpha_\beta$ . Thus, torsion one-form can be written as

$$\begin{aligned} \mathcal{T}^\alpha &= d\vartheta^\alpha + (\bar{\omega}^\alpha_\beta + N^\alpha_\beta) \wedge \vartheta^\beta = (d\vartheta^\alpha + \bar{\omega}^\alpha_\beta \wedge \vartheta^\beta) + N^\alpha_\beta \wedge \vartheta^\beta \\ &= N^\alpha_\beta \wedge \vartheta^\beta, \end{aligned} \quad (2.67)$$

where we used the fact that torsion of the Levi-Civita connection vanishes. Curvature 2-form has the following relation with the Levi-Civita curvature 2-form:

$$\mathcal{R}^\alpha_\beta = \bar{\mathcal{R}}^\alpha_\beta + \bar{D}N^\alpha_\beta + N^\alpha_\gamma \wedge N^\gamma_\beta, \quad (2.68)$$

where  $\bar{D}$  is the covariant exterior derivative with respect to the Levi-Civita connection forms.

**Example 22.** Let  $(R, \Theta, Z)$ ,  $R \geq 0, 0 < \Theta \leq 2\pi, Z \in \mathbb{R}$ , denote the cylindrical coordinates in Euclidean space. The metric is given by

$$\mathbf{G} = dR \otimes dR + R^2 d\Theta \otimes d\Theta + dZ \otimes dZ. \quad (2.69)$$

We choose the following orthonormal non-coordinate coframes:  $\vartheta^1 = dR, \vartheta^2 = Rd\Theta, \vartheta^3 = dZ$ . Metric compatibility of the connection implies that there are only three non-zero connection one-forms. The matrix of connection one-forms has the following form:

$$\boldsymbol{\omega} = [\omega^\alpha_\beta] = \begin{pmatrix} 0 & \omega^1_2 & -\omega^3_1 \\ -\omega^1_2 & 0 & \omega^2_3 \\ \omega^3_1 & -\omega^2_3 & 0 \end{pmatrix}. \quad (2.70)$$

Using Cartan's first structural equations ( $0 = d\vartheta^\alpha + \omega^\alpha_\beta \wedge \vartheta^\beta$ ) we find the Levi-Civita connection 1-forms:

$$\boldsymbol{\omega} = \begin{pmatrix} 0 & -\frac{1}{R}\vartheta^2 & 0 \\ \frac{1}{R}\vartheta^2 & 0 & 0 \\ 0 & 0 & 0 \end{pmatrix}. \quad (2.71)$$

Transferring these back to the coordinate basis we can easily see that the only non-vanishing Christoffel symbols are  $\Gamma^R_{\Theta\Theta} = -R$  and  $\Gamma^\Theta_{R\Theta} = \Gamma^\Theta_{\Theta R} = 1/R$  as expected.

**Example 23.** Let  $(R, \Phi, \Theta)$ ,  $R \geq 0, 0 < \Phi \leq 2\pi, 0 < \Theta \leq \pi$ , denote the spherical coordinates in Euclidean space. The metric reads

$$\mathbf{G} = dR \otimes dR + R^2 \sin^2 \Theta d\Phi \otimes d\Phi + R^2 d\Theta \otimes d\Theta. \quad (2.72)$$

This leads to the choice of the following orthonormal coframes

$$\vartheta^1 = dR, \quad \vartheta^2 = R \sin \Theta d\Phi, \quad \vartheta^3 = Rd\Theta. \quad (2.73)$$

Note that

$$d\vartheta^1 = 0, \quad d\vartheta^2 = \frac{1}{R}\vartheta^1 \wedge \vartheta^2 - \frac{\cot \Theta}{R}\vartheta^2 \wedge \vartheta^3, \quad d\vartheta^3 = \frac{1}{R}\vartheta^1 \wedge \vartheta^3. \quad (2.74)$$

Assuming metric compatibility and using Cartan's first structural equations we find the matrix of connection 1-forms as

$$\boldsymbol{\omega} = [\omega^\alpha_\beta] = \begin{pmatrix} 0 & -\frac{1}{R}\vartheta^2 & -\frac{1}{R}\vartheta^3 \\ \frac{1}{R}\vartheta^2 & 0 & \frac{\cot \Theta}{R}\vartheta^2 \\ \frac{1}{R}\vartheta^3 & -\frac{\cot \Theta}{R}\vartheta^2 & 0 \end{pmatrix}. \quad (2.75)$$

Transferring these back to the coordinate basis we can easily see that the only non-vanishing Christoffel symbols are  $\Gamma^R_{\Phi\Phi} = -R \sin^2 \Theta$ ,  $\Gamma^R_{\Theta\Theta} = -R$ ,  $\Gamma^\Theta_{\Phi\Phi} = -\sin \Theta \cos \Theta$ ,  $\Gamma^\Phi_{\Phi R} = \Gamma^\Phi_{R\Phi} = \Gamma^\Theta_{R\Theta} = \Gamma^\Theta_{\Theta R} = 1/R$  and  $\Gamma^\Phi_{\Theta\Phi} = \Gamma^\Phi_{\Phi\Theta} = \cot \Theta$ .

We now show that given a coframe field with a prescribed torsion field and metric compatible determines a unique connection. Sternberg [72] shows this for the Levi-Civita connection but the proof can easily be extended for non-symmetric connections. Let  $\vartheta^1, \dots, \vartheta^p$  be  $p$  linearly independent 1-forms in  $\mathcal{B}$  ( $p \leq n$ ). Now suppose that the 1-forms  $\xi_1, \dots, \xi_p$  satisfy

$$\xi_\alpha \wedge \vartheta^\alpha = 0. \quad (2.76)$$

Then according to *Cartan's Lemma* [72]

$$\xi_\alpha = \xi_{\alpha\beta} \vartheta^\beta, \quad \xi_{\alpha\beta} = \xi_{\beta\alpha}. \quad (2.77)$$

Given a torsion field we know that a metric compatible connection satisfies  $\mathcal{T}^\alpha = d\vartheta^\alpha + \omega^\alpha_\beta \wedge \vartheta^\beta$  and  $\omega^\alpha_\beta = -\omega^\beta_\alpha$ . Assuming that another connection  $\tilde{\omega}^\alpha_\beta$  satisfies these equations and denoting  $\sigma^\alpha_\beta = \tilde{\omega}^\alpha_\beta - \omega^\alpha_\beta$  we see that

$$\sigma^\alpha_\beta \wedge \vartheta^\beta = 0. \quad (2.78)$$

Therefore, Cartan's lemma tells us that  $\sigma^\alpha_\beta = \sigma^\alpha_{\gamma\beta} \wedge \vartheta^\gamma$ ,  $\sigma^\alpha_{\gamma\beta} = \sigma^\alpha_{\beta\gamma}$ . But because both connections are metric compatible  $\sigma^\alpha_\beta = -\sigma^\beta_\alpha$  or  $\sigma^\alpha_{\gamma\beta} = -\sigma^\beta_{\gamma\alpha}$ . Thus

$$\sigma^\alpha_{\gamma\beta} = \sigma^\alpha_{\beta\gamma} = -\sigma^\gamma_{\beta\alpha} = -\sigma^\gamma_{\alpha\beta} = \sigma^\beta_{\alpha\gamma} = \sigma^\beta_{\gamma\alpha} = -\sigma^\alpha_{\gamma\beta}. \quad (2.79)$$

Therefore,  $\sigma^\alpha_{\gamma\beta} = 0$  and hence  $\sigma^\alpha_\beta = 0$ , i.e. the connection is unique. In particular, if  $\mathcal{T}^\alpha = 0$ , then this unique connection is the Levi-Civita connection.

### 2.3 Metrizable of an Affine Connection

Given a manifold with an affine connection one may ask whether it is metrizable, i.e. if a metric  $\mathbf{G}$  exists such that  $\nabla \mathbf{G} = \mathbf{0}$ . In other words, the connection of the manifold respects the inner product of vectors. Physically, the question is whether a manifold can have a natural metric. If such a metric exists then one has a natural way of measuring distances in the manifold. This is important for an elastic body as the local changes of distances determine the distribution of stresses. In other words, having the material metric one can transform the anelasticity problem to an equivalent elasticity problem. The affine connection  $\nabla$  is metrizable if there exists a full-rank symmetric second-order covariant tensor field  $\mathbf{G}$  such that

$$\frac{\partial G_{IJ}}{\partial X^K} - \Gamma^M_{KI} G_{MJ} - \Gamma^M_{KJ} G_{MI} = 0. \quad (2.80)$$

This problem has been studied for both symmetric and non-symmetric connections by many authors (see [18, 22, 60, 76, 77] and references therein).

Eisenhart and Veblen [22] proved that an affine manifold  $(\mathcal{B}, \nabla)$  with Riemann curvature tensor  $\mathcal{R}$  is metrizable if and only if<sup>1</sup>

$$\mathcal{R}^M{}_{KLJ}G_{MI} + \mathcal{R}^M{}_{KLI}G_{MJ} = 0, \quad (2.81)$$

has a non-trivial solution for  $\mathbf{G}$  and any solution satisfies the following

$$\mathcal{R}^M{}_{KLJ|P}G_{MI} + \mathcal{R}^M{}_{KLI|P}G_{MJ} = 0 \quad I, J, K, L, M, P \in \{1, \dots, n\}, \quad (2.82)$$

where  $n = \dim \mathcal{B}$ . The following steps lead to the most general solution for  $\mathbf{G}$  [76]. Suppose  $\{\mathbf{G}^{(1)}, \dots, \mathbf{G}^{(m)}\}$  is a basis of the solution space of the linear system (2.81) and so any solution  $\mathbf{G}$  has the representation

$$\mathbf{G} = \sum_{i=1}^m f^{(i)} \mathbf{G}^{(i)}, \quad (2.83)$$

for some functions  $f^{(i)}$  defined on  $\mathcal{B}$ . By taking the covariant derivative of  $\mathcal{R}^M{}_{KLJ}G_{MI}^{(i)} + \mathcal{R}^M{}_{KLI}G_{MJ}^{(i)} = 0$  and noting that (2.82) holds for each  $\mathbf{G}^{(i)}$  one obtains

$$\mathcal{R}^M{}_{KLJ}G_{MI|P}^{(i)} + \mathcal{R}^M{}_{KLI}G_{MJ|P}^{(i)} = 0 \quad i = 1, \dots, m. \quad (2.84)$$

This means that

$$G_{IJ|K}^{(i)} = \sum_{j=1}^m \psi_K^{(ij)} G_{IJ}^{(j)}, \quad (2.85)$$

for some scalar functions  $\psi_K^{(ij)}$ . Therefore,  $\nabla \mathbf{G} = \mathbf{0}$  implies

$$\frac{\partial f^{(i)}}{\partial X^K} + \sum_{j=1}^m f^{(j)} \psi_K^{(ji)} = 0. \quad (2.86)$$

From Ricci identity (2.13) and (2.82) we know that

$$G_{IJ|KL}^{(i)} - G_{IJ|LK}^{(i)} = \mathcal{R}^M{}_{KLI}G_{MJ}^{(i)} + \mathcal{R}^M{}_{KLJ}G_{MI}^{(i)} = 0. \quad (2.87)$$

Therefore, in terms of the functions  $\psi_K^{(ij)}$  the condition for metrizability is

$$\frac{\partial \psi_K^{(ij)}}{\partial X^L} - \frac{\partial \psi_L^{(ij)}}{\partial X^K} + \sum_{k=1}^m \left( \psi_K^{(ik)} \psi_L^{(kj)} - \psi_L^{(ik)} \psi_K^{(kj)} \right) = 0 \quad i, j = 1, \dots, m, \quad (2.88)$$

which is the integrability condition of (2.86). Therefore, the problem reduces to finding solutions of a system of  $m^2$  PDEs.

A flat connection according to Eisenhart and Veblen's theorem is always metrizable. Since the set of equations (2.81) is empty. Hence, the solution space is the span of independent second-order covariant symmetric tensors.

<sup>1</sup> Eisenhart and Veblen [22] start by looking at  $G_{IJ|KL} - G_{IJ|LK}$  and assume a symmetric connection. In the case of a non-symmetric connection from (2.13) we have

$$G_{IJ|KL} - G_{IJ|LK} = \mathcal{R}^M{}_{KLJ}G_{MI} + \mathcal{R}^M{}_{KLI}G_{MJ} + T^M{}_{KL}G_{IJ|M}.$$

But because  $G_{IJ|M} = 0$  the last term is identically zero and hence Eisenhart and Veblen's proof remains valid even for a non-symmetric connection.

**Example 24.** Let us first start with the connection of isotropic thermoelasticity in two dimensions [63]

$$\Gamma^I{}_{JK} = \Theta^{-1}(T)\Theta'(T)\delta_K^I \frac{\partial T}{\partial X^J}, \quad (2.89)$$

where the thermal deformation gradient reads  $\mathbf{F}_T = \Theta(T)\mathbf{I}$ . It can be shown that the following three metrics span the solution space of (2.81):

$$\mathbf{G}^{(1)} = dX^1 \otimes dX^1, \quad \mathbf{G}^{(2)} = dX^2 \otimes dX^2, \quad \mathbf{G}^{(3)} = dX^1 \otimes dX^2 + dX^2 \otimes dX^1. \quad (2.90)$$

Thus, the general solution is

$$\mathbf{G} = f^{(1)}\mathbf{G}^{(1)} + f^{(2)}\mathbf{G}^{(2)} + f^{(3)}\mathbf{G}^{(3)}. \quad (2.91)$$

It can be shown that

$$G_{IJ|K}^{(i)} = -2\alpha T_{,K} G_{IJ}^{(i)}, \quad i = 1, 2, 3, \quad (2.92)$$

where  $\alpha(T) = \Theta^{-1}(T)\Theta'(T)$  is the thermal coefficient expansion. Hence

$$\psi_K^{(ii)} = -2\alpha T_{,K} \quad \text{no summation on } i. \quad (2.93)$$

Therefore

$$\frac{\partial f^{(i)}}{\partial X^K} - 2\alpha T_{,K} f^{(i)} = 0 \quad i = 1, 2, 3. \quad (2.94)$$

Defining  $g^{(i)} = e^{-2\omega} f^{(i)}$ , where  $\omega' = \alpha$ , the above differential equations read

$$\frac{\partial g^{(i)}}{\partial X^K} = 0 \quad \text{or} \quad g^{(i)} = C_i, \quad (2.95)$$

where  $C_i$  are constants. Therefore, the metric has the following form:

$$\begin{aligned} \mathbf{G}(\mathbf{X}, T) &= C_1 e^{2\omega(T)} dX^1 \otimes dX^1 + C_2 e^{2\omega(T)} dX^2 \otimes dX^2 \\ &\quad + C_3 e^{2\omega(T)} (dX^1 \otimes dX^2 + dX^2 \otimes dX^1). \end{aligned} \quad (2.96)$$

If at  $T = 0$  the body is a flat sheet, then  $C_1 = C_2 = 1$ ,  $C_3 = 0$ , and hence

$$\mathbf{G}(\mathbf{X}, T) = e^{2\omega(T)} (dX^1 \otimes dX^1 + dX^2 \otimes dX^2). \quad (2.97)$$

In dimension three, (2.92) still holds and hence the metric has the following form

$$\mathbf{G}(\mathbf{X}, T) = e^{2\omega(T)} \begin{pmatrix} C_1 & C_4 & C_5 \\ C_4 & C_2 & C_6 \\ C_5 & C_6 & C_3 \end{pmatrix}. \quad (2.98)$$

for constants  $C_i$ . Again, if at  $T = 0$  the body is stress free in the flat Euclidean space, we have  $C_1 = C_2 = C_3 = 1$ ,  $C_4 = C_5 = C_6 = 0$ , and hence  $G_{IJ}(\mathbf{X}, T) = e^{2\omega(T)} \delta_{IJ}$ .

### 3 Classical Dislocation Mechanics

Before presenting a geometric dislocation mechanics, let us briefly and critically review the classical linearized and nonlinear dislocation mechanics. This will help us fix ideas and notation and will also help us see the parallel between the classical and geometric theories more clearly.

*Linearized dislocation mechanics.* We start with classical linearized dislocation mechanics. We consider a domain  $\Omega$ . Let us denote the tensor of elastic distortions by  $\beta_e$  [42,44,69]. Given two nearby points  $d\mathbf{x}$  apart in  $\Omega$  the change in the displacements  $\delta\mathbf{u}$  is written as  $\delta\mathbf{u} = \beta_e d\mathbf{x}$ . Strain tensor can be written as  $\epsilon = \frac{1}{2} (\beta_e + \beta_e^T) = \beta_e^S$ . The tensor of incompatibility is defined as

$$\boldsymbol{\eta} = \text{Inc}(\epsilon) := \nabla \times \nabla \times \epsilon = \text{Curl} \circ \text{Curl}(\epsilon). \quad (3.1)$$

The Burgers vector associated with a closed curve  $\mathcal{C} = \partial\Omega$  is defined as<sup>2</sup>

$$\mathbf{b} = - \int_{\mathcal{C}} (\beta_e) d\mathbf{x} = - \int_{\Omega} \text{Curl}(\beta_e) \cdot \mathbf{n} da. \quad (3.2)$$

We assume that the domain of interest is simply-connected, i.e. its homotopy group and consequently its first homology group are trivial. This means that a given closed curve is the boundary of some 2-submanifold. We now define the dislocation density tensor as [62]

$$\boldsymbol{\alpha} = -\text{Curl}(\beta_e). \quad (3.3)$$

This immediately implies that

$$\text{Div}(\boldsymbol{\alpha}) = \mathbf{0}. \quad (3.4)$$

Now the incompatibility tensor in terms of the dislocation density tensor is written as

$$\boldsymbol{\eta} = -\text{Curl} \left[ \frac{\boldsymbol{\alpha} + \boldsymbol{\alpha}^T}{2} \right] = -(\text{Curl}\boldsymbol{\alpha})^S. \quad (3.5)$$

In a simply-connected domain a stress-free dislocation density distribution corresponds to  $\boldsymbol{\eta} = \mathbf{0}$ . In the linearized setting the total distortion can be additively decomposed into elastic and plastic parts, i.e.  $\beta = \beta_e + \beta_p$ . The total distortion being compatible implies that

$$\boldsymbol{\alpha} = -\text{Curl}(\beta_e) = \text{Curl}(\beta_p). \quad (3.6)$$

See [31] for some concrete examples of zero-stress dislocations distributions in the linearized setting.

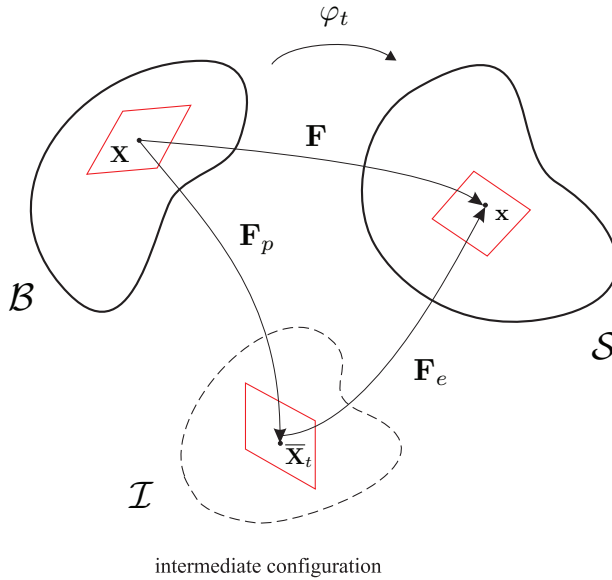
---

<sup>2</sup> In components,  $(\text{Curl}\epsilon)_{AB} = \varepsilon_{AMN}\epsilon_{BN,M}$ .

*Nonlinear dislocation mechanics.* The starting point in any phenomenological theory of nonlinear plasticity is to assume a decomposition  $\mathbf{F} = \mathbf{F}_e \mathbf{F}_p$ , which was originally proposed in [8], [42], and [50]. Using this decomposition one then introduces an “intermediate” configuration as shown in Fig. 2. Usually, it is assumed that the reference and the final deformed bodies are embedded in a Euclidean space. Intermediate configuration is not compatible and is understood as an auxiliary configuration defined locally. In classical nonlinear dislocation mechanics, given an oriented surface  $\Omega$  in the reference configuration the total Burgers vector of all the dislocations crossing  $\Omega$  is calculated using the dislocation density tensor  $\boldsymbol{\alpha}$  as

$$b^A(\Omega) = \int_{\Omega} \alpha^{AB} N_B dA, \quad (3.7)$$

where  $\mathbf{N}^\sharp$  is the unit normal vector to  $\Omega$ . Note that diagonal elements of  $\boldsymbol{\alpha}$  represent screw dislocations while its off-diagonal elements represent edge dislocations. Let us next critically reexamine this definition.



**Fig. 2** Intermediate configuration in phenomenological plasticity.

Given a closed curve  $\gamma$  in the current configuration, the Burgers vector is defined as [49]<sup>3</sup>

$$\mathbf{b} = - \int_{\gamma} \mathbf{F}_e^{-1} d\mathbf{x}. \quad (3.8)$$

<sup>3</sup> Here we mention [49] as an example; similar definitions can be seen in many other works.

Or in components

$$b^\alpha = - \int_\gamma (\mathbf{F}_e^{-1})^\alpha{}_b dx^b. \quad (3.9)$$

Here, it is assumed that  $\{x^a\}$  and  $\{U^\alpha\}$  are local charts for current and “intermediate” configurations, respectively. Then Le and Stumpf mention that if this integral vanishes for all closed curves the elastic deformation is compatible. One should note that  $b^\alpha$  explicitly depends on  $\gamma$ . Parametrizing the curve by  $s \in [0, \ell]$ , we can rewrite (3.9) as

$$b^\alpha = - \int_0^\ell [\mathbf{F}_e^{-1}(\mathbf{x}(s))]^\alpha{}_b \dot{\mathbf{x}}^b(s) ds. \quad (3.10)$$

Let us denote the preimage of  $\mathbf{x}(s)$  in the “intermediate” configuration by  $\bar{\mathbf{X}}(s)$  and the “intermediate” space by  $\mathcal{I}$ . Note that for each  $s$ ,  $\mathbf{F}_e^{-1}(\mathbf{x}(s))\dot{\mathbf{x}}(s) \in T_{\bar{\mathbf{X}}(s)}\mathcal{I}$ . This means that (3.9) makes sense only if the “intermediate” configuration is a linear space, which is not the case<sup>4</sup>. Assuming that (3.9) is the “Burgers vector”, Le and Stumpf [49] show that (using Stokes’ theorem)

$$b^\alpha = \int_{\mathcal{A}} \alpha^\alpha{}_{bc} (dx^b \wedge dx^c), \quad (3.11)$$

where

$$\alpha^\alpha{}_{bc} = \frac{\partial (F_e^{-1})_b{}^\alpha}{\partial x^c} - \frac{\partial (F_e^{-1})_c{}^\alpha}{\partial x^b}, \quad (3.12)$$

is the dislocation density tensor.<sup>5</sup> Then they incorrectly conclude that  $b^\alpha = \frac{1}{2}\alpha^\alpha{}_{bc} dx^b \wedge dx^c = \alpha^\alpha{}_{bc} (dx^b \wedge dx^c)$ , ignoring the area of their infinitesimal circuit  $\gamma$ . As another example, we can mention the interesting work of Acharya and Bassani [2]. They realized the importance of the area of the enclosing surface in (3.9) and called the resulting vector “cumulative Burgers vector”. Again, it is not clear how they can define their Burgers vector in their Eq. (7) defined in the “intermediate configuration” if this configuration is “broken up” according to them. Ozakin and Yavari [64] showed that at a point  $\mathbf{X}$  in the material manifold  $\mathcal{B}$ , torsion 2-form acting on a 2-plane section of  $T_{\mathbf{X}}\mathcal{B}$  gives the density of the Burgers vector.

Note that a defect distribution, in general, leads to residual stresses essentially because the body is constrained to deform in Euclidean space. If one partitions the body into small pieces, each piece will individually relax, but it is impossible to realize a relaxed state for the whole body by combining these pieces in Euclidean space. Any attempt to reconstruct the body by sticking the particles together will induce deformations on them, and will result in stresses. An imaginary relaxed configuration for the body is incompatible with the geometry of Euclidean space. Consider one of these small relaxed pieces. The process of relaxation after the piece is cut corresponds

<sup>4</sup> Integrating a vector field is not intrinsically meaningful as parallel transport is path dependent in the presence of curvature. When a manifold is flat a vector field can be integrated but the integration explicitly depends on the connection used in defining parallel transport.

<sup>5</sup> One can equivalently write the dislocation density tensor in terms of  $\mathbf{F}_p$ .



to a linear deformation of this piece (linear, since the piece is small). Let us call this deformation  $\mathbf{F}_p$ . If this piece is deformed in some arbitrary way after the relaxation, one can calculate the induced stresses by using the tangent map of this deformation mapping in the constitutive relation. In order to calculate the stresses induced for a given deformation of the body, we focus our attention to a small piece. The deformation gradient of the body at this piece  $\mathbf{F}$  can be decomposed as  $\mathbf{F} = \mathbf{F}_e \mathbf{F}_p$ , where, by definition,  $\mathbf{F}_e = \mathbf{F} \mathbf{F}_p^{-1}$ . Thus, as far as this piece is concerned, the deformation of the body consists of a relaxation, followed by a linear deformation given by  $\mathbf{F}_e$ . The stresses induced on this piece, for an arbitrary deformation of the body, can be calculated by substituting  $\mathbf{F}_e$  in the constitutive relation. Note that  $\mathbf{F}_e$  and  $\mathbf{F}_p$  are not necessarily true deformation gradients in the sense that one cannot necessarily find deformations  $\varphi_e$  and  $\varphi_p$  whose tangent maps are given by  $\mathbf{F}_e$  and  $\mathbf{F}_p$ , respectively. This is due precisely to the incompatibility mentioned above. In the sequel, we will see that an “intermediate” configuration is not necessary; one can define a global stress-free reference manifold instead of working with local stress-free configurations.

#### 4 Dislocation Mechanics and Cartan’s Moving Frames

In this section we show that  $\mathbf{F}_p$  naturally defines a moving frame for the material manifold. The dislocated body is stress free in this manifold by construction. Let us consider a coordinate basis  $\{X^A\}$  for the material manifold  $\mathcal{B}$ . Given  $\mathbf{F}_p$ , it defines the following frame and coframe fields

$$\mathbf{e}_\alpha = (F_p^{-1})_\alpha^A \partial_A, \quad \vartheta^\alpha = (F_p)^\alpha_A dX^A. \quad (4.1)$$

Material metric in the coordinate basis has the following components:

$$G_{AB} = (F_p)^\alpha_A (F_p)^\beta_B \delta_{\alpha\beta}. \quad (4.2)$$

We demand absolute parallelism in  $(\mathcal{B}, \nabla, \mathbf{G})$ , i.e. we equip the material manifold with an evolving connection (compatible with the metric) such that the frame field is everywhere parallel. This connection is the Weitzenböck connection with the following components in the coordinate basis

$$\Gamma^A_{BC} = (F_p^{-1})_\alpha^A \partial_B (F_p)^\alpha_C. \quad (4.3)$$

Using Cartan’s first structural equations torsion 2-form is

$$\mathcal{T} = \mathbf{e}_\alpha \otimes \mathcal{T}^\alpha = \mathbf{e}_\alpha \otimes (d\vartheta^\alpha + \omega^\alpha_\beta \wedge \vartheta^\beta) = \mathbf{e}_\alpha \otimes d\vartheta^\alpha. \quad (4.4)$$

This can be written in the coordinate basis as

$$\begin{aligned} \mathcal{T} &= \partial_A \otimes (F_p^{-1})_\alpha^A d[(F_p)^\alpha_C dX^C] \\ &= \partial_A \otimes (F_p^{-1})_\alpha^A \partial_B (F_p)^\alpha_C dX^B \wedge dX^C \\ &= \partial_A \otimes (F_p^{-1})_\alpha^A [\partial_B (F_p)^\alpha_C - \partial_C (F_p)^\alpha_B] (dX^B \wedge dX^C), \end{aligned} \quad (4.5)$$

where  $\{(dX^B \wedge dX^C)\}$  is a basis for 2-forms, i.e.  $Q_{BC}(dX^B \wedge dX^C) = \sum_{B < C} Q_{BC} dX^B \wedge dX^C$ . For a dislocated body the material connection is flat and hence the first Bianchi identity reads (Weitzenböck connection is flat by definition)

$$D\mathcal{T}^\alpha = d\mathcal{T}^\alpha + \omega^\alpha{}_\beta \wedge \vartheta^\beta = dd\vartheta^\alpha = 0. \quad (4.6)$$

Note that given a torsion 2-form  $\mathcal{T}$  the corresponding dislocation density tensor is defined as

$$\boldsymbol{\alpha} = (*\mathcal{T})^\sharp. \quad (4.7)$$

We know that  $D\mathcal{T} = (\text{Div } \boldsymbol{\alpha}) \otimes \mu$  and hence the first Bianchi identity is equivalent to

$$\text{Div } \boldsymbol{\alpha} = \mathbf{0}. \quad (4.8)$$

*The explicit relation between torsion 2-form and dislocation density tensor.* Note that  $\mathcal{T}$  is a vector-valued 2-form and hence  $*_2\mathcal{T}$  is vector-valued 1-form. In components

$$*_2\mathcal{T} = \partial_A \otimes (*\mathcal{T}^A)^B = \partial_A \otimes \left( \frac{1}{2} T^A{}_{CD} \epsilon^{CD}{}_B \right) dX^B, \quad (4.9)$$

where  $\epsilon_{ABC}$  is the Levi-Civita tensor. Therefore,  $(*_2\mathcal{T})^{\sharp 2}$  in components reads

$$(*_2\mathcal{T})^{\sharp 2} = \left( \frac{1}{2} T^A{}_{CD} \epsilon^{BCD} \right) \partial_A \otimes \partial_B. \quad (4.10)$$

This is the dislocation density tensor  $\boldsymbol{\alpha}$ , which is a  $\binom{2}{0}$ -tensor with components  $\alpha^{AB} = \frac{1}{2} T^A{}_{CD} \epsilon^{BCD}$ . Equivalently,  $T^A{}_{BC} = \alpha^{AM} \epsilon_{MBC}$ .

*Parallelizable Manifolds, Dislocation Mechanics, and Relation with  $\mathbf{F} = \mathbf{F}_e \mathbf{F}_p$ .* Here we show that in multiplicative plasticity one can combine the reference and “intermediate” configurations into a parallelizable material manifold. Let us start with a coordinate basis  $\partial_I = \frac{\partial}{\partial X^I}$  and its dual  $\{dX^I\}$ . Define a moving coframe by  $\vartheta^\alpha = (\mathbf{F}_p)^\alpha{}_I dX^I$ . This means that the moving frame is defined as  $\mathbf{e}_\alpha = (\mathbf{F}_p^{-1})^\alpha{}_I \partial_I$ . Assuming that connection 1-forms  $\omega^\beta{}_\alpha$  are given we have  $\nabla \mathbf{e}_\alpha = \omega^\beta{}_\alpha \mathbf{e}_\beta$ . Torsion 2-form is defined as

$$\mathcal{T}^\alpha = d\vartheta^\alpha + \omega^\alpha{}_\beta \wedge \vartheta^\beta = \left[ \frac{\partial (\mathbf{F}_p)^\alpha{}_I}{\partial X^J} + \omega^\alpha{}_{\beta J} (\mathbf{F}_p)^\beta{}_I \right] dX^J \wedge dX^I. \quad (4.11)$$

We know that

$$\omega^\beta{}_{\alpha K} = (\mathbf{F}_p)^\beta{}_J (\mathbf{F}_p^{-1})^\alpha{}_I \Gamma^J{}_{IK} + (\mathbf{F}_p)^\beta{}_I \frac{\partial (\mathbf{F}_p^{-1})^\alpha{}_I}{\partial X^K}. \quad (4.12)$$

Requiring that the frame  $\mathbf{e}_\alpha$  be everywhere parallel is equivalent to

$$(\mathbf{F}_p^{-1})^\alpha{}_I|_J = 0. \quad (4.13)$$

This gives

$$\Gamma^I{}_{JK} = (\mathbf{F}_p^{-1})_\alpha{}^I \frac{\partial (\mathbf{F}_p)^\alpha{}_K}{\partial X^J}. \quad (4.14)$$

Note that  $\mathcal{T}^\alpha = (F_p)^\alpha{}_I \mathcal{T}^I$ , where

$$\mathcal{T}^I = T^I{}_{JK} (dX^J \wedge dX^K). \quad (4.15)$$

Thus

$$\mathcal{T}^\alpha = \left[ \frac{\partial (\mathbf{F}_p)^\alpha{}_K}{\partial X^J} - \frac{\partial (\mathbf{F}_p)^\alpha{}_J}{\partial X^K} \right] (dX^J \wedge dX^K). \quad (4.16)$$

And

$$\begin{aligned} \mathcal{T}^I &= (\mathbf{F}_p^{-1})_\alpha{}^I \mathcal{T}^\alpha \\ &= (\mathbf{F}_p^{-1})_\alpha{}^I \left[ \frac{\partial (\mathbf{F}_p)^\alpha{}_K}{\partial X^J} - \frac{\partial (\mathbf{F}_p)^\alpha{}_J}{\partial X^K} \right] (dX^J \wedge dX^K). \end{aligned} \quad (4.17)$$

In summary, instead of working with a Euclidean reference manifold and an “intermediate” configuration, one can assume that the material manifold is equipped with a Weitzenböck connection. The material manifold can be described by Cartan’s moving frames  $\{\mathbf{e}_\alpha\}$  and coframes  $\{\vartheta^\alpha\}$ . Using this representation of material manifold, nonlinear dislocation mechanics has a structure very similar to that of classical nonlinear elasticity; the main differences are the non-Euclidean nature of the reference configuration and its evolution in time.

#### 4.1 Zero-Stress (Impotent) Dislocation Distributions

It may happen that a nontrivial distribution of dislocations, i.e. when  $\mathbf{F}_p \neq \mathbf{0}$  or non-vanishing dislocation density tensor leads to zero residual stresses. Here, we characterize these zero-stress or impotent dislocation distributions. Given a field of plastic deformation gradients  $\mathbf{F}_p$ , the material connection is written as

$$\Gamma^I{}_{JK} = (F_p^{-1})_\alpha{}^I (F_p)^\alpha{}_{JK}. \quad (4.18)$$

Material metric is  $G_{IJ} = (F_p)^\alpha{}_I (F_p)^\beta{}_J \delta_{\alpha\beta}$ . Note that by construction  $G_{IJ|K} = 0$ .

*Impotency in terms of  $\mathbf{F}_p$ .* In the orthonormal frame  $\{\mathbf{e}_\alpha\}$  the Weitzenböck connection 1-forms vanish, i.e.  $\omega^\alpha{}_\beta = 0$ . This means that

$$\mathcal{T}^\alpha = d\vartheta^\alpha + \omega^\alpha{}_\beta \wedge \vartheta^\beta = d\vartheta^\alpha. \quad (4.19)$$

If torsion 2-form vanishes, i.e.  $d\vartheta^\alpha = 0$  then according to Poincaré’s Lemma we locally (globally if the body is simply connected) have  $\vartheta^\alpha = df^\alpha$  for some 0-forms  $f^\alpha$ . This means that the plastic distortions are compatible and hence impotent. From (2.66) vanishing torsion in a coordinate basis implies

$$\partial_A (F_p)^\gamma{}_B = \partial_B (F_p)^\gamma{}_A. \quad (4.20)$$

This is the familiar  $\text{Curl } \mathbf{F}_p = \mathbf{0}$ . Let us now show that vanishing torsion of the Weitzenböck connection implies flatness of the corresponding Riemannian material manifold.

**Lemma 41.** *If torsion of the Weitzenböck connection vanishes then the corresponding Riemannian manifold is locally flat.*

*Proof:* For the Levi-Civita connection we have

$$d\vartheta^\alpha + \bar{\omega}^\alpha{}_\beta \wedge \vartheta^\beta = \bar{\omega}^\alpha{}_\beta \wedge \vartheta^\beta = 0. \quad (4.21)$$

Using Cartan's Lemma and noticing that because of metric compatibility  $\bar{\omega}^\alpha{}_\beta = -\bar{\omega}^\beta{}_\alpha$  we conclude that  $\bar{\omega}^\alpha{}_\beta = 0$  (very similar to the proof that was given for uniqueness of metric compatible connection for a given torsion field). Thus

$$\bar{\mathcal{R}}^\alpha{}_\beta = d\bar{\omega}^\alpha{}_\beta + \bar{\omega}^\alpha{}_\gamma \wedge \bar{\omega}^\gamma{}_\beta = 0. \quad (4.22)$$

This shows that the corresponding Riemannian material manifold is (locally) flat.  $\square$

**Remark 42.** Note that the converse of this lemma is not true, i.e., there are non-vanishing torsion distributions, which are zero stress. We will find several examples in the sequel.<sup>6</sup>

**Example 43.** We consider the two examples given in [2]:

$$\text{Case 1 : } \mathbf{F}_p = \mathbf{I} + \gamma(X^2)\mathbf{E}_1 \otimes \mathbf{E}_2, \quad (4.23)$$

$$\text{Case 2 : } \mathbf{F}_p = \mathbf{I} + \gamma(X^2)\mathbf{E}_2 \otimes \mathbf{E}_1. \quad (4.24)$$

For Case 1, it can be shown that the only nonzero Weitzenböck connection coefficient is  $\Gamma^1{}_{22} = \gamma'(X^2)$ , i.e. torsion tensor vanishes identically. We have the following material metric:

$$\mathbf{G} = \begin{pmatrix} 1 & \gamma & 0 \\ \gamma & 1 + \gamma^2 & 0 \\ 0 & 0 & 1 \end{pmatrix}. \quad (4.25)$$

It can also be shown that the only nonzero Levi-Civita connection coefficient is  $\bar{\Gamma}^1{}_{22} = 1$ . It is seen that the Riemannian curvature tensor identically vanishes, i.e.  $\mathbf{F}_p$  in Case 1 is impotent. For Case 2, the only nonzero Weitzenböck connection coefficient is  $\Gamma^2{}_{21} = \gamma'(X^2)$ , and hence the only nonzero torsion coefficients are  $T^2{}_{21} = -T^2{}_{12} = \gamma'(X^2)$ , i.e.  $\mathbf{F}_p$  in Case 2 is not impotent. We have the following material metric:

$$\mathbf{G} = \begin{pmatrix} 1 + \gamma^2 & \gamma & 0 \\ \gamma & 1 & 0 \\ 0 & 0 & 1 \end{pmatrix}. \quad (4.26)$$

---

<sup>6</sup> We should mention that if  $\beta_p^S = \mathbf{0}$  then  $\epsilon = \mathbf{0}$  and hence  $\eta = \mathbf{0}$ . Mura [57] calls these dislocation distributions impotent dislocation distributions. Note that the set of zero-stress dislocation distributions is larger.

**Remark 44.** We can use Cartan's moving frames as follows. Case 1: We have the following moving coframe field

$$\vartheta^1 = dX^1 + \gamma(X^2)dX^2, \quad \vartheta^2 = dX^2, \quad \vartheta^3 = dX^3. \quad (4.27)$$

Thus,  $d\vartheta^1 = d\vartheta^2 = d\vartheta^3 = 0$ . This means that  $\mathcal{T}^\alpha = 0$  and Lemma 41 tells us that the Levi-Civita connection is flat, i.e.  $\mathbf{F}_p$  is impotent. Case 2: We have the following moving coframe field

$$\vartheta^1 = dX^1, \quad \vartheta^2 = \gamma(X^2)dX^1 + dX^2, \quad \vartheta^3 = dX^3. \quad (4.28)$$

This means that  $d\vartheta^1 = d\vartheta^3 = 0$  and  $d\vartheta^2 = -\gamma'(X^2)dX^1 \wedge dX^2$ . The Levi-Civita connections are obtained as

$$\bar{\omega}^1{}_2 = -\gamma'(X^2)\vartheta^2, \quad \bar{\omega}^2{}_3 = \bar{\omega}^3{}_1 = 0. \quad (4.29)$$

Therefore

$$\bar{\mathcal{R}}^1{}_2 = d\bar{\omega}^1{}_2 = -(\gamma\gamma'' + \gamma'^2)\vartheta^1 \wedge \vartheta^2, \quad \bar{\mathcal{R}}^2{}_3 = \bar{\mathcal{R}}^3{}_1 = 0, \quad (4.30)$$

i.e. the Riemannian material manifold is not flat, unless  $\gamma\gamma'' + \gamma'^2 = 0$ .

*Impotency in terms of torsion tensor.* Now one may ask what dislocation distributions are zero stress. In the geometric framework we are given the torsion tensor  $T^A{}_{BC}$  in a coordinate basis  $\{X^A\}$ . Let us now look at (2.22). Given the torsion tensor the contorsion tensor is defined as

$$K^A{}_{BC} = \frac{1}{2} (T^A{}_{BC} + G_{BM}G^{AN}T^M{}_{NC} + G_{CM}G^{AN}T^M{}_{NB}). \quad (4.31)$$

Note that the metric tensor is an unknown at this point. For a distributed dislocation curvature tensor (and consequently Ricci curvature tensor) of the non-symmetric connection vanishes and hence from (2.22) we have

$$0 = \bar{R}_{AB} + K^M{}_{AB|M} - K^M{}_{MB|A} + K^N{}_{NM}K^M{}_{AB} - K^N{}_{AM}K^M{}_{NB}. \quad (4.32)$$

Note that because the Ricci curvature is symmetric  $K^M{}_{AB|M} - K^M{}_{MB|A} + K^N{}_{NM}K^M{}_{AB} - K^N{}_{AM}K^M{}_{NB}$  must be symmetric as well. The torsion distribution  $T^A{}_{BC}$  is zero stress if the Riemannian material manifold is flat, which for a three-dimensional manifold means  $\bar{R}_{AB} = 0$ . Therefore, the following characterizes the impotent torsion distributions: *a torsion distribution is impotent if the symmetric part of the following system of nonlinear PDEs have a solution for  $G_{AB}$  and its anti-symmetric part vanishes.*

$$K^M{}_{AB|M} - K^M{}_{MB|A} + K^N{}_{NM}K^M{}_{AB} - K^N{}_{AM}K^M{}_{NB} = 0. \quad (4.33)$$

In dimension two we have the same result for the scalar curvature, i.e. the following nonlinear PDE should have a solution for  $G_{AB}$ .

$$G^{AB} (K^M{}_{AB|M} - K^M{}_{MB|A} + K^N{}_{NM}K^M{}_{AB} - K^N{}_{AM}K^M{}_{NB}) = 0. \quad (4.34)$$

**Example 45.** Let us consider an isotropic distribution of screw dislocations, i.e. torsion tensor is completely anti-symmetric. In this case  $K^A_{BC} = \frac{1}{2}T^A_{BC}$ , and  $K^M_{MB} = 0$ . Therefore, (4.33) is simplified to read

$$2T^M_{AB|M} - T^N_{AM}T^M_{NB} = 0. \quad (4.35)$$

It is seen that in this special case, the material metric does not enter the impotency equations. Note that the first term is anti-symmetric in  $(A, B)$  while the second one is symmetric. Therefore, each should vanish separately, i.e., the impotency equations read

$$T^M_{AB|M} = 0, \quad T^N_{AM}T^M_{NB} = 0. \quad (4.36)$$

A completely anti-symmetric torsion tensor can be written as  $T^A_{BC} = \mathfrak{T}\epsilon^A_{BC}$ , where  $\mathfrak{T}$  is a scalar. The above impotency equations then read

$$\mathfrak{T},_M\epsilon^M_{AB} = 0, \quad \mathfrak{T}^2\epsilon^N_{AM}\epsilon^M_{NB} = \mathfrak{T}^2G_{AB} = 0. \quad (4.37)$$

Therefore,  $\mathfrak{T} = 0$ , i.e. a non-vanishing isotropic distribution of screw dislocations cannot be zero stress.

#### 4.2 Some non-trivial zero-stress dislocation distributions in 3D

Let us next present some non-trivial examples of zero-stress dislocation distributions. The idea is to start with an orthonormal coframe field for the flat three space and then try to construct a flat connection for a given torsion field. If such a flat connection exists, the corresponding torsion field (dislocation distribution) is zero-stress.

*Cartesian coframe.* We start with the following orthonormal moving coframe field

$$\vartheta^1 = dX, \quad \vartheta^2 = dY, \quad \vartheta^3 = dZ. \quad (4.38)$$

Note that the metric is  $\mathbf{G} = dX \otimes dX + dY \otimes dY + dZ \otimes dZ$ . We know that the Levi-Civita connection of this metric is flat. Now, if a given torsion distribution has a flat connection in this coframe field, then the given torsion distribution is zero-stress. Let us first start with a distribution of screw distributions (not isotropic necessarily), i.e.

$$\mathcal{T}^1 = \xi\vartheta^2 \wedge \vartheta^3, \quad \mathcal{T}^2 = \eta\vartheta^3 \wedge \vartheta^1, \quad \mathcal{T}^3 = \lambda\vartheta^1 \wedge \vartheta^2, \quad (4.39)$$

for some functions  $\xi, \eta$ , and  $\lambda$  of  $(X, Y, Z)$ . Cartan's first structural equations give us the following connection coefficients

$$\omega^1_2 = \frac{-\xi - \eta + \lambda}{2}\vartheta^3, \quad \omega^2_3 = \frac{\xi - \eta - \lambda}{2}\vartheta^1, \quad \omega^3_1 = \frac{-\xi + \eta - \lambda}{2}\vartheta^2. \quad (4.40)$$

From Cartan's second structural equations curvature 2-form vanishes if and only if  $\xi = \eta = \lambda = 0$ , i.e. in this moving frame field any non-zero screw dislocation distribution induces stresses.

Now let us look at edge dislocations and assume that torsion forms are given as

$$\begin{aligned}\mathcal{T}^1 &= A \vartheta^1 \wedge \vartheta^2 + B \vartheta^3 \wedge \vartheta^1, & \mathcal{T}^2 &= C \vartheta^1 \wedge \vartheta^2 + D \vartheta^2 \wedge \vartheta^3, \\ \mathcal{T}^3 &= E \vartheta^2 \wedge \vartheta^3 + F \vartheta^3 \wedge \vartheta^1,\end{aligned}\quad (4.41)$$

for some functions  $A, B, C, D, E$ , and  $F$ . Cartan's first structural equations give us the following connection 1-forms

$$\omega^1_2 = A\vartheta^1 + C\vartheta^2, \quad \omega^2_3 = D\vartheta^2 + E\vartheta^3, \quad \omega^3_1 = B\vartheta^1 + F\vartheta^3. \quad (4.42)$$

From Cartan's second structural equations we obtain the following system of PDEs for flatness of the connection:

$$BD - A_{,Y} + C_{,X} = 0, \quad A_{,Z} - BE = 0, \quad C_{,Z} + FD = 0, \quad (4.43)$$

$$CF - D_{,Z} + E_{,Y} = 0, \quad D_{,X} - BC = 0, \quad E_{,X} + AF = 0, \quad (4.44)$$

$$AE + B_{,Z} - F_{,X} = 0, \quad F_{,Y} - AC = 0, \quad B_{,Y} + AD = 0. \quad (4.45)$$

We can now look at several cases. If  $B = C = E = 0$ , then there are two possible solutions

$$\mathcal{T}^1 = 0, \quad \mathcal{T}^2 = D(Y) \vartheta^2 \wedge \vartheta^3, \quad \mathcal{T}^3 = 0, \quad \text{and} \quad \mathcal{T}^1 = A(X) \vartheta^1 \wedge \vartheta^2, \quad \mathcal{T}^2 = \mathcal{T}^3 = 0. \quad (4.46)$$

for arbitrary functions  $A(X)$  and  $D(Y)$ .

If  $A = D = F = 0$ , then we have

$$\mathcal{T}^1 = 0, \quad \mathcal{T}^2 = C(Y) \vartheta^1 \wedge \vartheta^2, \quad \mathcal{T}^3 = E(Z) \vartheta^2 \wedge \vartheta^3. \quad (4.47)$$

for arbitrary functions  $C(Y)$  and  $E(Z)$ .

If  $C = D = E = F = 0$ , we have

$$\mathcal{T}^1 = A(X) \vartheta^1 \wedge \vartheta^2 + B(X) \vartheta^3 \wedge \vartheta^1, \quad \mathcal{T}^2 = \mathcal{T}^3 = 0. \quad (4.48)$$

for arbitrary functions  $A(X)$  and  $B(X)$ . Several other examples of zero-stress dislocation distributions can be similarly generated. It can be shown that if we take a combination of screw and edge dislocations the screw dislocation part of the torsion 2-form always has to vanish for the dislocation distribution to be zero-stress.

*Cylindrical coframe.* Let us now look for zero-stress dislocation distributions in the following coframe field

$$\vartheta^1 = dR, \quad \vartheta^2 = Rd\Phi, \quad \vartheta^3 = dZ. \quad (4.49)$$

We know that the Levi-Civita connection of this metric is flat. Now, again if a given torsion distribution has a flat connection in this coframe field, then the given torsion distribution is zero stress. Let us first start with a distribution of screw distributions (not necessarily isotropic), i.e.

$$\mathcal{T}^1 = \xi \vartheta^2 \wedge \vartheta^3, \quad \mathcal{T}^2 = \eta \vartheta^3 \wedge \vartheta^1, \quad \mathcal{T}^3 = \lambda \vartheta^1 \wedge \vartheta^2, \quad (4.50)$$

for some functions  $\xi, \eta$ , and  $\lambda$  of  $(R, \Phi, Z)$ . Cartan's first structural equations give us the following connection coefficients

$$\omega^1_2 = -\frac{1}{R}\vartheta^2 + f\vartheta^3, \quad \omega^2_3 = g\vartheta^1, \quad \omega^3_1 = h\vartheta^2, \quad (4.51)$$

where  $f = \frac{-\xi-\eta+\lambda}{2}$ ,  $g = \frac{\xi-\eta-\lambda}{2}$ , and  $h = \frac{-\xi+\eta-\lambda}{2}$ . From Cartan's second structural equations we obtain the following system of PDEs for flatness of the connection:

$$f_{,R} = 0, \quad f_{,\Phi} = 0, \quad gh = 0, \quad (4.52)$$

$$g_{,\Phi} = 0, \quad g_{,Z} = 0, \quad fh = 0, \quad (4.53)$$

$$\frac{1}{R}(h-g) + h_{,R} = 0, \quad h_{,Z} = 0, \quad fg = 0. \quad (4.54)$$

It can be readily shown that all the solutions of this system are either

$$\mathcal{T}^1 = \frac{H(\Phi)}{R}\vartheta^2 \wedge \vartheta^3, \quad \mathcal{T}^2 = 0, \quad \mathcal{T}^3 = \frac{H(\Phi)}{R}\vartheta^1 \wedge \vartheta^2, \quad (4.55)$$

for arbitrary  $H = H(\Phi)$ , or

$$\mathcal{T}^1 = \xi(Z)\vartheta^2 \wedge \vartheta^3, \quad \mathcal{T}^2 = \xi(Z)\vartheta^3 \wedge \vartheta^1, \quad \mathcal{T}^3 = 0, \quad (4.56)$$

for arbitrary  $\xi(Z)$ .

Now let us look at edge dislocations and assume that torsion forms are given as

$$\begin{aligned} \mathcal{T}^1 &= A\vartheta^1 \wedge \vartheta^2 + B\vartheta^3 \wedge \vartheta^1, & \mathcal{T}^2 &= C\vartheta^1 \wedge \vartheta^2 + D\vartheta^2 \wedge \vartheta^3, \\ \mathcal{T}^3 &= E\vartheta^2 \wedge \vartheta^3 + F\vartheta^3 \wedge \vartheta^1, \end{aligned} \quad (4.57)$$

for some functions  $A, B, C, D, E$ , and  $F$  of  $(R, \Phi, Z)$ . Cartan's first structural equations give us the following connection 1-forms

$$\omega^1_2 = A\vartheta^1 + \left(C - \frac{1}{R}\right)\vartheta^2, \quad \omega^2_3 = D\vartheta^2 + E\vartheta^3, \quad \omega^3_1 = B\vartheta^1 + F\vartheta^3. \quad (4.58)$$

From Cartan's second structural equations we obtain the following system of PDEs for flatness of the connection:

$$-\frac{1}{R}A_{,\Phi} + \frac{1}{R}C + C_{,R} + BD = 0, \quad C_{,Z} + DF = 0, \quad (4.59)$$

$$A_{,Z} - BE = 0, \quad \frac{1}{R}D + D_{,R} - B\left(C - \frac{1}{R}\right) = 0, \quad (4.60)$$

$$\frac{1}{R}E_{,\Phi} - D_{,Z} + F\left(C - \frac{1}{R}\right) = 0, \quad E_{,R} + AF = 0, \quad (4.61)$$

$$\frac{1}{R}B_{,\Phi} + AD = 0, \quad B_{,Z} - F_{,R} + AE = 0, \quad (4.62)$$

$$\frac{1}{R}F_{,\Phi} - E\left(C - \frac{1}{R}\right) = 0. \quad (4.63)$$



Choosing  $B = E = F = 0$  these equations tell us that  $A, C, D$ , and  $D$  are functions of only  $R$  and  $\Phi$  and

$$\frac{1}{R}A_{,\Phi} = \frac{1}{R}C + C_{,R}, \quad \frac{1}{R}D + D_{,R}, \quad AD = 0. \quad (4.64)$$

If  $A = 0$ , then we will have the following solution

$$\mathcal{T}^1 = 0, \quad \mathcal{T}^2 = \frac{K(\Phi)}{R}\vartheta^1 \wedge \vartheta^2 + \frac{H(\Phi)}{R}\vartheta^2 \wedge \vartheta^3, \quad \mathcal{T}^3 = 0, \quad (4.65)$$

for arbitrary functions  $K(\Phi)$  and  $H(\Phi)$ . If  $D = 0$ , then  $A$  and  $C$  are related by (4.64)<sub>3</sub>. Choosing  $C = 0$ , we have the following solution:

$$\mathcal{T}^1 = A(R)\vartheta^1 \wedge \vartheta^2, \quad \mathcal{T}^2 = \mathcal{T}^3 = 0, \quad (4.66)$$

for arbitrary function  $A(R)$ .

*Spherical coframe.* Finally, Let us now look for zero-stress dislocation distributions in the following coframe field

$$\vartheta^1 = dR, \quad \vartheta^2 = R \sin \Theta d\Phi, \quad \vartheta^3 = Rd\Theta. \quad (4.67)$$

We know that the Levi-Civita connection of this metric is flat (these are natural coframes of the spherical coordinates). Now, again if a given torsion distribution has a flat connection in this coframe field, then the given torsion distribution is zero stress. Let us first start with a distribution of screw distributions (not necessarily isotropic), i.e.

$$\mathcal{T}^1 = \xi\vartheta^2 \wedge \vartheta^3, \quad \mathcal{T}^2 = \eta\vartheta^3 \wedge \vartheta^1, \quad \mathcal{T}^3 = \lambda\vartheta^1 \wedge \vartheta^2, \quad (4.68)$$

for some functions  $\xi, \eta$ , and  $\lambda$  of  $(R, \Phi, \Theta)$ . Cartan's first structural equations give us the following connection coefficients

$$\omega^1_2 = -\frac{1}{R}\vartheta^2 + f\vartheta^3, \quad \omega^2_3 = g\vartheta^1 + \frac{\cot \Theta}{R}\vartheta^2, \quad \omega^3_1 = h\vartheta^2 + \frac{1}{R}\vartheta^3, \quad (4.69)$$

where  $f = \frac{-\xi-\eta+\lambda}{2}$ ,  $g = \frac{\xi-\eta-\lambda}{2}$ , and  $h = \frac{-\xi+\eta-\lambda}{2}$ . From Cartan's second structural equations we obtain the following system of PDEs for flatness of the connection:

$$gh = 0, \quad f_{,\Phi} = 0, \quad g - f - Rf_{,R} = 0, \quad (4.70)$$

$$g_{,\Phi} = 0, \quad g_{,\Theta} = 0, \quad fh = 0, \quad (4.71)$$

$$fg = 0, \quad h - g + Rh_{,R} = 0, \quad h_{,\Theta} + (h - f) \cot \Theta = 0. \quad (4.72)$$

It can be readily shown that all the solutions of this system are either

$$\mathcal{T}^1 = \frac{P(\Theta)}{R}\vartheta^2 \wedge \vartheta^3, \quad \mathcal{T}^2 = \frac{P(\Theta)}{R}\vartheta^3 \wedge \vartheta^1, \quad \mathcal{T}^3 = 0, \quad (4.73)$$

for arbitrary  $P = P(\Theta)$ , or

$$\mathcal{T}^1 = \frac{Q(\Phi)}{R \sin \Theta}\vartheta^2 \wedge \vartheta^3, \quad \mathcal{T}^2 = 0, \quad \mathcal{T}^3 = \frac{Q(\Phi)}{R \sin \Theta}\vartheta^1 \wedge \vartheta^2, \quad (4.74)$$

for arbitrary function  $Q = Q(\Theta)$ .

### 4.3 Some non-trivial zero-stress dislocation distributions in 2D

We now describe a non-trivial example of zero-stress dislocation distributions in 2D. Let us start with the following orthonormal moving coframe field

$$\vartheta^1 = dX, \quad \vartheta^2 = dY, \quad (4.75)$$

with metric  $\mathbf{G} = dX \otimes dX + dY \otimes dY$ . We know that the Levi-Civita connection of this metric is flat. Now, if a given torsion distribution has a flat connection in this coframe field, then the given torsion distribution is zero stress. In 2D only edge dislocations are possible. We assume that

$$\mathcal{T}^1 = \xi(X, Y)\vartheta^1 \wedge \vartheta^1, \quad \mathcal{T}^2 = \eta(X, Y)\vartheta^1 \wedge \vartheta^2, \quad (4.76)$$

for some functions  $\xi$  and  $\eta$  of  $(X, Y)$ . Cartan's first structural equation gives us the following connection coefficient

$$\omega^1{}_2 = \xi\vartheta^1 + \eta\vartheta^2. \quad (4.77)$$

From Cartan's second structural equation curvature 2-form is obtained as

$$\mathcal{R}^1{}_2 = d\omega^1{}_2 = (-\xi_{,Y} + \eta_{,X})\vartheta^1 \wedge \vartheta^2. \quad (4.78)$$

Therefore, if  $\xi_{,Y} = \eta_{,X}$  the edge dislocation distribution (4.76) is zero-stress.

### 4.4 Linearized Dislocation Mechanics

Let us start with a material manifold  $(\mathcal{B}, \nabla, \mathbf{G})$ . We assume that this manifold is flat at all times. A variation of dislocation density tensor (or the moving coframe field) would result in a variation of metric and also the deformation mapping. We would like to find the governing equations for the unknown deformation mapping variation or "displacement" field in the language of classical linearized elasticity. We can vary either the coframe field  $\vartheta^\alpha$  (and equivalently  $\mathbf{F}_p$ ) or the metric. Note that given  $(\delta F_p)^\alpha{}_A$  we have

$$(\delta F_p^{-1})_\alpha{}^A = - (F_p^{-1})_\beta{}^A (\delta F_p)^\beta{}_B (F_p^{-1})_\alpha{}^B. \quad (4.79)$$

Therefore, variation of the torsion tensor reads

$$\begin{aligned} \delta T^A{}_{BC} &= - (\delta F_p^{-1})_\alpha{}^A T^M{}_{BC} (\delta F_p)^\alpha{}_M \\ &\quad + (F_p^{-1})_\alpha{}^A [(\delta F_p)^\alpha{}_{B,C} - (\delta F_p)^\alpha{}_{C,B}]. \end{aligned} \quad (4.80)$$

Similarly,  $\delta G_{AB}$  can be calculated. In what follows, we assume that metric variation is given. Given an equilibrium configuration  $\varphi$ , balance of linear momentum reads

$$\text{Div } \mathbf{P} + \rho_0 \mathbf{B} = \mathbf{0}, \quad (4.81)$$

where  $\mathbf{P}$  is the first Piola-Kirchhoff stress tensor and  $\mathbf{B}$  is the body force. More precisely,  $\varphi$  is an equilibrium configuration with respect to the material manifold  $(\mathcal{B}, \mathbf{G})$ . Now suppose that material metric changes to  $\mathbf{G} + \delta \mathbf{G}$ . Having a new material manifold, the equilibrium configuration changes. Here,

we are interested in calculating  $\delta\mathbf{P}$  for a given  $\delta\mathbf{G}$  and then the governing equations for  $\delta\varphi$ .

For simplicity, we ignore body forces. To linearize (4.81) we need to simplify the following

$$\begin{aligned} & \left. \frac{d}{d\epsilon} \right|_{\epsilon=0} [P^{aA}(\epsilon)|_A] \\ &= \left. \frac{d}{d\epsilon} \right|_{\epsilon=0} \left[ \frac{\partial P^{aA}(\epsilon)}{\partial X^A} + \Gamma^A{}_{AB}(\epsilon)P^{aB}(\epsilon) + \gamma^a{}_{bc}F^b{}_A(\epsilon)P^{cA}(\epsilon) \right] \\ &= \frac{\partial}{\partial X^A} \delta P^{aA} + \Gamma^A{}_{AB} \delta P^{aB} + \delta \Gamma^A{}_{AB} P^{aB} + \gamma^a{}_{bc} \delta F^b{}_A P^{cA} + \gamma^a{}_{bc} F^b{}_A \delta P^{cA} \\ &= \delta P^{aA}|_A + \delta \Gamma^A{}_{AB} P^{aB} + \gamma^a{}_{bc} P^{cA} \delta F^b{}_A. \end{aligned} \quad (4.82)$$

Let us denote  $\mathbf{U} = \delta\varphi$  and note that [54]  $\delta F^a{}_A = U^a|_A$ . We also know what the variation of the Levi-Civita connection is given by (2.16). The first Piola-Kirchhoff stress is written as

$$\mathbf{P} = \rho_0 \mathbf{g}^\sharp \frac{\partial \Psi}{\partial \mathbf{F}}, \quad (4.83)$$

where  $\Psi = \Psi(\mathbf{X}, \Theta, \mathbf{G}, \mathbf{F}, \mathbf{g})$  is the material free energy density,  $\Theta$  being the absolute temperature. Note that changing  $\mathbf{G}$  the equilibrium configuration  $\varphi$  and hence  $\mathbf{F}$  changes. Thus

$$\delta\mathbf{P} = \rho_0 \mathbf{g}^\sharp \frac{\partial^2 \Psi}{\partial \mathbf{F} \partial \mathbf{F}} : \delta\mathbf{F} + \rho_0 \mathbf{g}^\sharp \frac{\partial^2 \Psi}{\partial \mathbf{G} \partial \mathbf{F}} : \delta\mathbf{G} = \mathbb{A} : \delta\mathbf{F} + \mathbb{B} : \delta\mathbf{G}. \quad (4.84)$$

Hence

$$\text{Div}(\delta\mathbf{P}) = \text{Div}(\mathbb{A} : \delta\mathbf{F}) + \text{Div}(\mathbb{B} : \delta\mathbf{G}). \quad (4.85)$$

Therefore, the linearized balance of linear momentum in component form reads

$$\begin{aligned} & (\mathbb{A}^{aA}{}_b{}^B U^b|_B)|_A + \gamma^a{}_{bc} P^{cA} U^b|_A \\ &= -\frac{1}{2} G^{AD} (\delta G_{AD|B} + \delta G_{BD|A} - \delta G_{AB|D}) P^{aB} \\ & - (\mathbb{B}^{MNaA} \delta G_{MN})|_A. \end{aligned} \quad (4.86)$$

*Linearized impotency conditions.* Let us linearize the nonlinear kinematics about the zero-dislocation distribution, i.e.  $\mathbf{F}_p = \mathbf{I}$ . Consider a one-parameter family  $\mathbf{F}_p(\epsilon)$  such that

$$\mathbf{F}_p(0) = \mathbf{I}, \quad \left. \frac{d}{d\epsilon} \right|_{\epsilon=0} \mathbf{F}_p(\epsilon) = \boldsymbol{\beta}_p. \quad (4.87)$$

Material metric has the components  $G_{AB}(\epsilon) = (F_p(\epsilon))^\alpha{}_A (F_p(\epsilon))^\beta{}_B \delta_{\alpha\beta}$  and hence

$$\begin{aligned} \delta G_{AB} &= (\beta_p)^\alpha{}_A \delta_B^\beta \delta_{\alpha\beta} + (\beta_p)^\beta{}_B \delta_A^\alpha \delta_{\alpha\beta} \\ &= (\beta_p)_{AB} + (\beta_p)_{BA} = 2(\beta_p^S)_{AB}. \end{aligned} \quad (4.88)$$

Assuming that  $\mathcal{B}$  is simply connected a zero-stress dislocation distribution corresponds to  $R_{AB} = 0$  or equivalently  $\mathbf{E}_{AB} = 0$ . It is known that in dimension three, the Einstein tensor has the following representation

$$\mathbf{E}^{AB} = \frac{1}{4}\varepsilon^{AMN}\varepsilon^{BPQ}\mathcal{R}_{MNPQ}, \quad (4.89)$$

where  $\mathcal{R}_{MNPQ} = G_{PS}\mathcal{R}^S_{MNQ}$ . The linearized Einstein tensor reads

$$\delta\mathbf{E}_{AB} = -\frac{1}{2}\varepsilon_{AMN}\varepsilon_{BPQ}\delta G_{MP,NQ} = -\varepsilon_{AMN}\varepsilon_{BPQ}(\beta_p^S)_{MP,NQ}. \quad (4.90)$$

Note that<sup>7</sup>

$$\left(\text{Curl} \circ \text{Curl} \beta_p^S\right)_{AB} = \frac{1}{2}\varepsilon_{AMN}\varepsilon_{BPQ}\delta G_{MP,NQ}. \quad (4.91)$$

Therefore,  $\delta\mathbf{E} = \mathbf{0}$  is equivalent to  $\text{Curl} \circ \text{Curl} \beta_p^S = \mathbf{0}$ . Similarly, it can be shown that the linearized impotency equations in terms of the dislocation density tensor read [69]

$$(\text{Curl} \alpha)^S = \mathbf{0}. \quad (4.92)$$

## 5 Continuum Mechanics of Solids with Distributed Dislocations

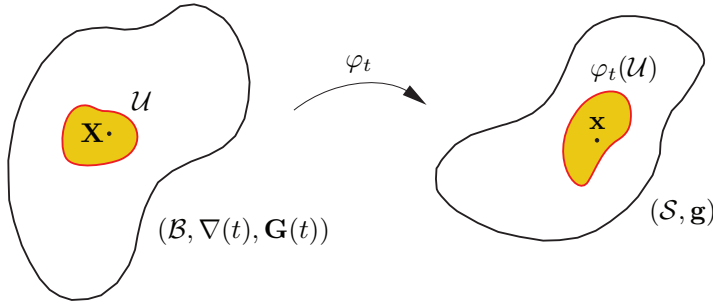
For an elastic solid with a distribution of dislocations the material manifold (where by construction the body is stress free) is a Weitzenböck manifold, i.e. a flat metric-compatible manifold with torsion. Torsion of the material manifold can be obtained from the dislocation density tensor of classical dislocation mechanics. However, this manifold cannot be used directly to calculate the elastic energy. In nonlinear elasticity stress and consequently energy depends on the changes of relative distances of material points. This means that we need a metric in the material manifold, i.e., the metric compatible with the Weitzenböck connection. In terms of moving frames, having an orthonormal frame is equivalent to having the metric.

Given  $\mathbf{F}_p$  we have a moving coframe and hence the metric. This metric is what Simo [71] denoted by  $\mathbf{C}_p$ , however without realizing that this is the metric of the rest configuration (he associated an arbitrary metric to his material manifold). If we assume that the distributed dislocation only changes the stress-free configuration of the body, energy depends on the dislocation distribution only through the material metric, i.e. energy does not explicitly depend on the torsion tensor (dislocation density tensor), see [30] and [6]. However, dissipation can explicitly depend on torsion and its rate. In the case of bodies of grade-2, frame-indifference implies that energy explicitly depends on dislocation density tensor, see [48]. In this paper, we work with simple bodies and our focus is on understanding the geometry of the material manifold and not its time evolution. In this section, we briefly explain how continuum balance laws can be derived covariantly. However, we do not attempt to derive an evolution equation for the geometry of the material manifold.

---

<sup>7</sup> In components  $(\text{Curl} \xi)_{AB} = \varepsilon_{AMN}\partial_M \xi_{BN}$ .

A continuum with defects has local relaxed configurations that cannot be embedded in  $\mathbb{R}^n$ , i.e., there are incompatibilities. However, one can embed the reference configuration in a non-Riemannian manifold with nonzero torsion and curvature. In a continuum with dislocations, in a deformation process dislocations evolve independently of the deformation mapping. At a given time  $t$ , dislocations have a new arrangement, i.e. the incompatibility of the relaxed configuration is different from that of time  $t = 0$ . This means that at time  $t$  the reference configuration is  $(\mathcal{B}, \nabla(t), \mathbf{G}(t))$ , i.e., defect evolution is represented by a time-dependent evolution of connection and hence the metric. In other words, we think of connection and consequently metric as a dynamical variable of the field theory (note that  $\nabla(t)\mathbf{G}(t) = \mathbf{0}$ ). Thus, in this field theory the ambient space is a Riemannian manifold  $(\mathcal{S}, \mathbf{g})$  and motion is represented by the map  $\varphi_t : \mathcal{B} \rightarrow \mathcal{S}$  and the time-dependent metric  $\mathbf{G}(t)$ . Kinematic description of motion is  $(\mathcal{B}, \mathbf{G}(t)) \rightarrow (\mathcal{S}, \mathbf{g})$  as is shown in Fig. 3.



**Fig. 3** Kinematic description of a continuum with distributed dislocations. Material manifold has evolving torsion and metric.

Let  $\varphi : \mathcal{B} \rightarrow \mathcal{S}$  be a  $C^1$  motion of  $\mathcal{B}$  in  $\mathcal{S}$ . Material velocity field is defined by

$$\mathbf{V}(\mathbf{X}, t) = \frac{\partial}{\partial t} \varphi_t(\mathbf{X}). \quad (5.1)$$

The material acceleration is defined by

$$\mathbf{A}(\mathbf{X}, t) = \frac{\partial \mathbf{V}(\mathbf{X}, t)}{\partial t}. \quad (5.2)$$

In components,  $A^a = \frac{\partial V^a}{\partial t} + \gamma^a_{bc} V^b V^c$ , where  $\gamma^a_{bc}$  are the coefficients of the Levi-Civita connection of  $\mathbf{g}$  in the local coordinate chart  $\{x^a\}$ . The so-called deformation gradient is the tangent map of  $\varphi$  and is denoted by  $\mathbf{F} = T\varphi$ . Thus, at each point  $\mathbf{X} \in \mathcal{B}$ , it is a linear map

$$\mathbf{F}(\mathbf{X}) : T_{\mathbf{X}}\mathcal{B} \rightarrow T_{\varphi(\mathbf{X})}\mathcal{S}. \quad (5.3)$$

If  $\{x^a\}$  and  $\{X^A\}$  are local coordinate charts on  $\mathcal{S}$  and  $\mathcal{B}$ , respectively, the components of  $\mathbf{F}$  are

$$F^a_{\ A}(\mathbf{X}) = \frac{\partial \varphi^a}{\partial X^A}(\mathbf{X}). \quad (5.4)$$

Note that in this geometric formulation  $\mathbf{F}$  is purely elastic; dislocations are represented by the evolving geometry of the material manifold. Transpose of  $\mathbf{F}$  is defined as

$$\mathbf{F}^\top : T_{\mathbf{x}}\mathcal{S} \rightarrow T_{\mathbf{X}}\mathcal{B}, \quad \langle\langle \mathbf{F}\mathbf{V}, \mathbf{v} \rangle\rangle_{\mathbf{g}} = \langle\langle \mathbf{V}, \mathbf{F}^\top \mathbf{v} \rangle\rangle_{\mathbf{G}} \quad \forall \mathbf{V} \in T_{\mathbf{X}}\mathcal{B}, \mathbf{v} \in T_{\mathbf{x}}\mathcal{S}. \quad (5.5)$$

In components, we have  $(F^\top(\mathbf{X}))^A{}_a = g_{ab}(\mathbf{x})F^b{}_B(\mathbf{X})G^{AB}(\mathbf{X})$ . The right Cauchy-Green deformation tensor is defined by

$$\mathbf{C}(X) : T_{\mathbf{X}}\mathcal{B} \rightarrow T_{\mathbf{X}}\mathcal{B}, \quad \mathbf{C}(\mathbf{X}) = \mathbf{F}(\mathbf{X})^\top \mathbf{F}(\mathbf{X}). \quad (5.6)$$

In components,  $C^A{}_B = (F^\top)^A{}_a F^a{}_B$ . One can readily show that

$$\mathbf{C}^\flat = \varphi^*(\mathbf{g}) = \mathbf{F}^* \mathbf{g} \mathbf{F}, \quad \text{i.e.} \quad C_{AB} = (g_{ab} \circ \varphi) F^a{}_A F^b{}_B. \quad (5.7)$$

In the geometric theory the following relation holds between volume elements of  $(\mathcal{B}, \mathbf{G})$  and  $(\mathcal{S}, \mathbf{g})$ :  $dv = J dV$ , where

$$J = \sqrt{\frac{\det \mathbf{g}}{\det \mathbf{G}}} \det \mathbf{F}. \quad (5.8)$$

The elastic deformation is isochoric if  $J = 1$ .

*Energy balance.* Let us look at energy balance for a body with distributed dislocations. The standard material balance of energy for a subset  $\mathcal{U} \subset \mathcal{B}$  reads [82]

$$\begin{aligned} \frac{d}{dt} \int_{\mathcal{U}} \rho_0 \left( E + \frac{1}{2} \langle\langle \mathbf{V}, \mathbf{V} \rangle\rangle_{\mathbf{g}} \right) dV &= \int_{\mathcal{U}} \rho_0 \left( \langle\langle \mathbf{B}, \mathbf{V} \rangle\rangle_{\mathbf{g}} + R \right) dV \\ &+ \int_{\partial \mathcal{U}} \left( \langle\langle \mathbf{T}, \mathbf{V} \rangle\rangle_{\mathbf{g}} + H \right) dA, \end{aligned} \quad (5.9)$$

where  $E = E(\mathbf{X}, \mathbf{N}, \mathbf{G}, \mathbf{F}, \mathbf{g} \circ \varphi)$  is the material internal energy density,  $\rho_0$ ,  $\mathbf{B}$ ,  $\mathbf{T}$ ,  $R$ , and  $H$  are specific entropy, material mass density, body force per unit undeformed mass, traction vector, heat supply, and heat flux, respectively.

Yavari [87] showed that in the case of a growing body with a time-dependent material metric energy balance should be modified. It was postulated that the term  $\frac{\partial \mathbf{G}}{\partial t}$  should explicitly appear in the energy balance. In the case of an elastic body moving in a deforming ambient space, Yavari and Ozakin [88] proved that the term  $\frac{\partial \mathbf{g}}{\partial t}$  should appear in the energy balance by first embedding the deforming ambient space in a larger and fixed manifold. Writing the standard energy balance they were able to reduce it to an energy balance written by an observer in the deforming ambient space.

We first note that the energy balance has to be modified in the case of bodies with time-dependent material metrics. Note that when metric is time dependent, the material density mass form  $\mathbf{m}(\mathbf{X}, t) = \rho_0(\mathbf{X}, t) dV(\mathbf{X}, t)$  is time dependent even if  $\rho_0$  is not time dependent. For a subbody  $\mathcal{U} \subset \mathcal{B}$ , conservation of mass reads

$$\frac{d}{dt} \int_{\mathcal{U}} \rho_0(\mathbf{X}, t) dV(\mathbf{X}, t) = \int_{\mathcal{U}} \left[ \frac{\partial \rho_0}{\partial t} + \frac{1}{2} \rho_0 \operatorname{tr} \left( \frac{\partial \mathbf{G}}{\partial t} \right) \right] dV = 0. \quad (5.10)$$

In the case of a solid with distributed dislocations the rate of change of material metric will then contribute to power. Therefore, energy balance for a dislocated body is postulated as

$$\begin{aligned} \frac{d}{dt} \int_{\mathcal{U}} \rho_0 \left( E + \frac{1}{2} \langle \langle \mathbf{V}, \mathbf{V} \rangle \rangle_{\mathbf{g}} \right) dV &= \int_{\mathcal{U}} \rho_0 \left( \langle \langle \mathbf{B}, \mathbf{V} \rangle \rangle_{\mathbf{g}} + R + \frac{\partial E}{\partial \mathbf{G}} : \frac{\partial \mathbf{G}}{\partial t} \right) dV \\ &+ \int_{\partial \mathcal{U}} \left( \langle \langle \mathbf{T}, \mathbf{V} \rangle \rangle_{\mathbf{g}} + H \right) dA. \end{aligned} \quad (5.11)$$

**Remark 51.** A changing ambient metric most likely comes from an actual moving constraint, e.g. a body restricted to move on a moving membrane (unless we are thinking about relativity, where the spacetime itself is dynamic, and dynamical metric need not come from some time-dependent embedding). But there is no physical reason to consider the change in material metric as coming from a time-dependent embedding. This is why we simply postulate the energy balance (5.11).

*Covariance of energy balance.* In continuum mechanics it is possible to derive all the balance laws using energy balance and its invariance under some groups of transformations. This was first discussed in [29] in the case of Euclidean ambient spaces and was extended to manifolds in [54]. See also [70, 82–87] for applications of covariance ideas in different continuous and discrete systems.

In order to covariantly obtain all the balance laws, we postulate that energy balance is form invariant under an arbitrary time-dependent spatial diffeomorphism  $\xi_t : \mathcal{S} \rightarrow \mathcal{S}$ , i.e.

$$\begin{aligned} \frac{d}{dt} \int_{\mathcal{U}} \rho'_0 \left( E' + \frac{1}{2} \langle \langle \mathbf{V}', \mathbf{V}' \rangle \rangle_{\mathbf{g}'} \right) dV &= \int_{\mathcal{U}} \rho'_0 \left( \langle \langle \mathbf{B}', \mathbf{V}' \rangle \rangle_{\mathbf{g}'} + R' + \frac{\partial E'}{\partial \mathbf{G}'} : \frac{\partial \mathbf{G}'}{\partial t} \right) dV \\ &+ \int_{\partial \mathcal{U}} \left( \langle \langle \mathbf{T}', \mathbf{V}' \rangle \rangle_{\mathbf{g}'} + H' \right) dA. \end{aligned} \quad (5.12)$$

Note that [82]  $R' = R$ ,  $H' = H$ ,  $\rho'_0 = \rho_0$ ,  $\mathbf{T}' = \xi_{t*} \mathbf{T}$ ,  $\mathbf{V}' = \xi_{t*} \mathbf{V} + \mathbf{W}$ , where  $\mathbf{W} = \frac{\partial}{\partial t} \xi_t \circ \varphi$ . Also

$$\begin{aligned} \mathbf{G}' &= \mathbf{G}, \quad \frac{\partial \mathbf{G}'}{\partial t} = \frac{\partial \mathbf{G}}{\partial t}, \\ E'(\mathbf{X}, \mathbf{N}', \mathbf{G}, \mathbf{F}', \mathbf{g} \circ \varphi') &= E(\mathbf{X}, \mathbf{N}, \mathbf{G}, \mathbf{F}, \xi_t^* \mathbf{g} \circ \varphi). \end{aligned} \quad (5.13)$$

Therefore, at  $t = t_0$

$$\frac{d}{dt} E' = \frac{\partial E}{\partial \mathbf{N}} : \dot{\mathbf{N}} + \frac{\partial E}{\partial \mathbf{G}} : \frac{\partial \mathbf{G}}{\partial t} + \frac{\partial E}{\partial \mathbf{g}} : \mathfrak{L}_{(\mathbf{v} + \mathbf{w})} \mathbf{g}, \quad (5.14)$$

where  $\mathfrak{L}$  denotes the autonomous Lie derivative [54]. Body forces are assumed to transform such that [54]  $\mathbf{B}' - \mathbf{A}' = \xi_{t*}(\mathbf{B} - \mathbf{A})$ . Therefore, (5.12) at  $t = t_0$

reads

$$\begin{aligned}
& \int_{\mathcal{U}} \left[ \frac{\partial \rho_0}{\partial t} + \frac{1}{2} \rho_0 \operatorname{tr} \dot{\mathbf{G}} \right] \left( E + \frac{1}{2} \langle \langle \mathbf{V} + \mathbf{W}, \mathbf{V} + \mathbf{W} \rangle \rangle_{\mathbf{g}} \right) dV \\
& + \int_{\mathcal{U}} \rho_0 \left( \frac{\partial E}{\partial \mathbf{G}} : \dot{\mathbf{G}} + \frac{\partial E}{\partial \mathbf{g} \circ \varphi} : \mathfrak{L}_{\mathbf{W}} \mathbf{g} \circ \varphi + \langle \langle \mathbf{V} + \mathbf{W}, \mathbf{A} \rangle \rangle_{\mathbf{g}} \right) dV \\
& = \int_{\mathcal{U}} \rho_0 \left[ \langle \langle \mathbf{B}, \mathbf{V} + \mathbf{W} \rangle \rangle_{\mathbf{g}} + R + \frac{\partial E}{\partial \mathbf{G}} : \dot{\mathbf{G}} \right] dV \\
& + \int_{\partial \mathcal{U}} \left( \langle \langle \mathbf{T}, \mathbf{V} + \mathbf{W} \rangle \rangle_{\mathbf{g}} + H \right) dA. \tag{5.15}
\end{aligned}$$

Subtracting (5.11) from (5.15), one obtains

$$\begin{aligned}
& \int_{\mathcal{U}} \left[ \frac{\partial \rho_0}{\partial t} + \frac{1}{2} \rho_0 \operatorname{tr} \dot{\mathbf{G}} \right] \left( \frac{1}{2} \langle \langle \mathbf{W}, \mathbf{W} \rangle \rangle_{\mathbf{g}} + \langle \langle \mathbf{V}, \mathbf{W} \rangle \rangle_{\mathbf{g}} \right) dV \\
& + \int_{\mathcal{U}} \rho_0 \frac{\partial E}{\partial \mathbf{g} \circ \varphi} : \mathfrak{L}_{\mathbf{W}} \mathbf{g} dV = \int_{\mathcal{U}} \rho_0 \left( \langle \langle \mathbf{B} - \mathbf{A}, \mathbf{W} \rangle \rangle_{\mathbf{g}} \right) dV \\
& + \int_{\partial \mathcal{U}} \langle \langle \mathbf{T}, \mathbf{W} \rangle \rangle_{\mathbf{g}} dA. \tag{5.16}
\end{aligned}$$

Note that [82]

$$\int_{\partial \mathcal{U}} \langle \langle \mathbf{T}, \mathbf{W} \rangle \rangle dA = \int_{\mathcal{U}} \left( \langle \langle \operatorname{Div} \mathbf{P}, \mathbf{W} \rangle \rangle + \boldsymbol{\tau} : \boldsymbol{\Omega}^W + \frac{1}{2} \boldsymbol{\tau} : \mathfrak{L}_{\mathbf{W}} \mathbf{g} \right) dV, \tag{5.17}$$

where  $\boldsymbol{\Omega}_{ab}^W = \frac{1}{2}(W_{a|b} - W_{b|a})$ , and  $\boldsymbol{\tau} = J\boldsymbol{\sigma}$  is the Kirchhoff stress. From this and the arbitrariness of  $\mathcal{U}$  and  $\mathbf{W}$  we conclude that

$$\frac{\partial \rho_0}{\partial t} + \frac{1}{2} \rho_0 \operatorname{tr} \dot{\mathbf{G}} = 0, \tag{5.18}$$

$$\operatorname{Div} \mathbf{P} + \rho_0 \mathbf{B} = \rho_0 \mathbf{A}, \tag{5.19}$$

$$2\rho_0 \frac{\partial E}{\partial \mathbf{g}} = \boldsymbol{\tau}, \tag{5.20}$$

$$\boldsymbol{\tau}^\top = \boldsymbol{\tau}, \tag{5.21}$$

where  $\mathbf{P}$  is the first Piola-Kirchhoff stress as before. Note that the divergence operator explicitly depends on  $\mathbf{G}$ , i.e. the time dependency of material metric affects the governing balance equations. These governing equations are identical to those of an elastic body with bulk growth [87] with the only difference that mass is conserved.

*Local form of energy balance.* Note that

$$\frac{d}{dt} E = \mathbf{L}_V E = \frac{\partial E}{\partial \mathbf{N}} \dot{\mathbf{N}} + \frac{\partial E}{\partial \mathbf{G}} : \dot{\mathbf{G}} + \frac{\partial E}{\partial \mathbf{F}} : \mathbf{L}_V \mathbf{F} + \frac{\partial E}{\partial \mathbf{g}} : \mathbf{L}_V \mathbf{g} \circ \varphi, \tag{5.22}$$



where  $\mathbf{L}$  denotes the Lie derivative [54]. We know that  $\mathbf{L}_V \mathbf{F} = \mathbf{0}$  because for an arbitrary (time-independent)  $\mathbf{U} \in T_{\mathbf{x}} \mathcal{B}$

$$\begin{aligned} \mathbf{L}_V(\mathbf{F} \cdot \mathbf{U}) &= \left[ \frac{d}{dt} (\psi_{t,s}^* \circ \varphi_{t*} \mathbf{U}) \right]_{s=t} = \left[ \frac{d}{dt} [(\varphi_t \circ \varphi_s^{-1})^* \circ \varphi_{t*} \mathbf{U}] \right]_{s=t} \\ &= \left[ \frac{d}{dt} (\varphi_{s*} \circ \varphi_t^* \circ \varphi_{t*} \mathbf{U}) \right]_{s=t} = \frac{d}{dt} \varphi_{s*} \mathbf{U} = \mathbf{0}. \end{aligned} \quad (5.23)$$

Therefore

$$\frac{d}{dt} E = \frac{\partial E}{\partial \mathbf{N}} \dot{\mathbf{N}} + \frac{\partial E}{\partial \mathbf{G}} : \dot{\mathbf{G}} + \frac{\partial E}{\partial \mathbf{g}} : \mathbf{d}, \quad (5.24)$$

where  $\mathbf{d} = \frac{1}{2} \mathcal{L}_V \mathbf{g} \circ \varphi$  is the rate of deformation tensor. We know that  $H = -\langle\langle \mathbf{Q}, \hat{\mathbf{N}} \rangle\rangle_{\mathbf{G}}$ , where  $\mathbf{Q}$  is heat flux vector, and [82]

$$\int_{\partial \mathcal{U}} \langle\langle \mathbf{T}, \mathbf{V} \rangle\rangle dA = \int_{\mathcal{U}} (\langle\langle \text{Div } \mathbf{P}, \mathbf{V} \rangle\rangle + \boldsymbol{\tau} : \boldsymbol{\Omega} + \boldsymbol{\tau} : \mathbf{d}) dV, \quad (5.25)$$

where  $\Omega_{ab} = \frac{1}{2}(V_{a|b} - V_{b|a})$ , and  $\boldsymbol{\tau}$  is the Kirchhoff stress. Using balances of linear and angular momenta and (5.11) we obtain the local form of energy balance as

$$\rho_0 \frac{dE}{dt} + \text{Div } \mathbf{Q} = \rho_0 \frac{\partial E}{\partial \mathbf{G}} : \dot{\mathbf{G}} + \boldsymbol{\tau} : \mathbf{d} + \rho_0 R. \quad (5.26)$$

In term of the first Piola-Kirchhoff stress, this can be written as

$$\rho_0 \frac{dE}{dt} + \text{Div } \mathbf{Q} = \rho_0 \frac{\partial E}{\partial \mathbf{G}} : \dot{\mathbf{G}} + \mathbf{P} : \nabla_0 \mathbf{V} + \rho_0 R, \quad (5.27)$$

where  $\mathbf{P} : \nabla_0 \mathbf{V} = P^{aA} V^a|_A$ .

*Dissipation.* Consider a subbody  $\mathcal{U} \subset \mathcal{B}$  and define dissipation as

$$\begin{aligned} \mathcal{D}(\mathcal{U}, t) &= \int_{\mathcal{U}} \rho_0 \langle\langle \mathbf{B}, \mathbf{V} \rangle\rangle_{\mathbf{g}} dV + \int_{\partial \mathcal{U}} \langle\langle \mathbf{T}, \mathbf{V} \rangle\rangle_{\mathbf{g}} dA \\ &\quad - \frac{d}{dt} \int_{\mathcal{U}} \rho_0 \left( E + \frac{1}{2} \langle\langle \mathbf{V}, \mathbf{V} \rangle\rangle_{\mathbf{g}} \right) dV. \end{aligned} \quad (5.28)$$

Using conservation of mass, balance of linear and angular momenta, and the Doyle-Ericksen formula, dissipation is simplified to read

$$\mathcal{D}(\mathcal{U}, t) = - \int_{\mathcal{U}} \rho_0 \frac{\partial E}{\partial \mathbf{G}} : \dot{\mathbf{G}} dV. \quad (5.29)$$

This is identical to Simo's [71] dissipation (ignoring the internal state variables) and also very similar to Gupta, et al.'s [30] dissipation. Note that

$$\dot{G}_{AB} = (\dot{F}_p)^\alpha_A (F_p)^\beta_B \delta_{\alpha\beta} + (F_p)^\alpha_A (\dot{F}_p)^\beta_B \delta_{\alpha\beta}. \quad (5.30)$$

Therefore

$$\begin{aligned} \mathcal{D}(\mathcal{U}, t) &= -2 \int_{\mathcal{U}} \rho_0 \frac{\partial E}{\partial G_{AB}} (F_p)^\alpha_A (\dot{F}_p)^\beta_B \delta_{\alpha\beta} dV \\ &= -2 \int_{\mathcal{U}} \rho_0 \frac{\partial E}{\partial \mathbf{G}} : \mathbf{F}_p^\top \dot{\mathbf{F}}_p dV = 2 \int_{\mathcal{U}} \rho_0 \mathbf{G} \frac{\partial E}{\partial \mathbf{G}} : \dot{\mathbf{F}}_p^{-1} \mathbf{F}_p dV. \end{aligned} \quad (5.31)$$

*The second law of thermodynamics when the material metric is time dependent.* For a classical nonlinear solid with a fixed material manifold, entropy production inequality in material coordinates reads [20]

$$\frac{d}{dt} \int_{\mathcal{U}} \rho_0 \mathbf{N} dV \geq \int_{\mathcal{U}} \frac{\rho_0 R}{\Theta} dV + \int_{\partial \mathcal{U}} \frac{H}{\Theta} dA, \quad (5.32)$$

where  $\mathbf{N} = \mathbf{N}(\mathbf{X}, t)$  is the material entropy density and  $\Theta = \Theta(\mathbf{X}, t)$  is the absolute temperature. When material metric is time dependent the extra dissipation (5.29) must be included in the Clausius-Duhem inequality (5.32) to read

$$\frac{d}{dt} \int_{\mathcal{U}} \rho_0 \mathbf{N} dV \geq \int_{\mathcal{U}} \frac{\rho_0 R}{\Theta} dV + \int_{\partial \mathcal{U}} \frac{H}{\Theta} dA + \int_{\mathcal{U}} \rho_0 \frac{\partial E}{\partial \mathbf{G}} : \dot{\mathbf{G}} dV, \quad (5.33)$$

which is identical in form to that of solids with bulk growth [87]. This inequality can be localized to read

$$\rho_0 \frac{d\mathbf{N}}{dt} \geq \frac{\rho_0 R}{\Theta} - \text{Div} \left( \frac{\mathbf{Q}}{\Theta} \right) + \rho_0 \frac{\partial E}{\partial \mathbf{G}} : \dot{\mathbf{G}}. \quad (5.34)$$

Following [20] and [54] we conclude that [87]

$$\frac{\partial \Psi}{\partial \Theta} = -\mathbf{N}, \quad \rho_0 \frac{\partial \Psi}{\partial \mathbf{F}} = \mathbf{P}, \quad (5.35)$$

and entropy production inequality reduces to read

$$\rho_0 \frac{\partial \Psi}{\partial \mathbf{G}} : \dot{\mathbf{G}} + \frac{1}{\Theta} \mathbf{d}\Theta \cdot \mathbf{Q} \leq 0. \quad (5.36)$$

## 6 Examples of Dislocated Solids, their Material Manifolds, and Residual Stress Fields

In this section we look at several examples of nonlinear elastic bodies with single and distributed dislocations and obtain their material manifolds and residual stress fields. Most of the exact solutions presented in this section appear for the first time in the literature.

### 6.1 A Single Screw Dislocation

Rosakis and Rosakis [66] showed that for a single screw dislocation with Burgers vector of magnitude  $b$  along the  $z$ -axis, the non-zero components of Cauchy stress are:<sup>8</sup>

$$\bar{\sigma}^{\phi z} = \bar{\sigma}^{z\phi} = \frac{\mu b}{2\pi} \frac{1}{r}, \quad \bar{\sigma}^{zz} = \frac{\mu b^2}{4\pi^2} \frac{1}{r^2}. \quad (6.1)$$

<sup>8</sup> See also [89] for similar solutions for both dislocations and disclinations with different constitutive assumptions.

Note that the displacement field in the material and spatial cylindrical coordinates  $(R, \Phi, Z)$  and  $(r, \phi, z)$  has the following form:

$$(u_r, u_\phi, u_z) = \left(0, 0, -\frac{b\Phi}{2\pi}\right). \quad (6.2)$$

This means that

$$r = R, \quad \phi = \Phi, \quad z = Z + u(\Phi). \quad (6.3)$$

Acharya [3] using a coupled field theory with dislocation density as an independent field obtained the same stress distribution away from the dislocation core.<sup>9</sup> Note that in curvilinear coordinates the components of a tensor may not have the same physical dimensions. The Cauchy stress components shown above are the so-called *physical components* of Cauchy stress. We have emphasized this by putting a bar on the physical components. Note that the spatial metric in cylindrical coordinates has the form  $\mathbf{g} = \text{diag}(1, r^2, 1)$ . The following relation holds between the Cauchy stress components (unbarred) and its physical components (barred) [74]

$$\bar{\sigma}^{ab} = \sigma^{ab} \sqrt{g_{aa}g_{bb}} \quad \text{no summation on } a \text{ or } b. \quad (6.4)$$

This means that for the nonzero Cauchy stress components we have

$$\sigma^{\phi z} = \sigma^{z\phi} = \frac{1}{r} \bar{\sigma}^{\phi z} = \frac{\mu b}{2\pi} \frac{1}{r^2}, \quad \sigma^{zz} = \bar{\sigma}^{zz} = \frac{\mu b^2}{4\pi^2} \frac{1}{r^2}. \quad (6.5)$$

The deformation gradient reads

$$\mathbf{F} = \begin{pmatrix} 1 & 0 & 0 \\ 0 & 1 & 0 \\ 0 & -\frac{b}{2\pi} & 1 \end{pmatrix}. \quad (6.6)$$

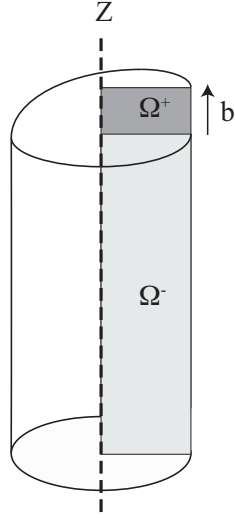
In cylindrical coordinates, the material metric has the form  $\mathbf{G} = \text{diag}(1, R^2, 1)$  and hence in terms of physical components deformation gradient reads

$$\bar{\mathbf{F}} = \begin{pmatrix} 1 & 0 & 0 \\ 0 & 1 & 0 \\ 0 & -\frac{b}{2\pi R} & 1 \end{pmatrix}. \quad (6.7)$$

In our geometric formulation we prefer to work with the unbarred components.

---

<sup>9</sup> He assumed a special cylindrically-symmetric screw dislocation distribution. We will show in the sequel that his observation is a special example of our Proposition 6.4.



**Fig. 4** Material manifold of a single screw dislocation. This is constructed using Volterra's cut-and-weld operation.

*Material manifold of a screw dislocation.* Here we study the material manifold of a body with a single screw dislocation along the  $Z$ -axis.<sup>10</sup> Let us denote the Euclidean 3-space by  $\mathcal{B}_0$  with the flat metric

$$dS^2 = dR_0^2 + R_0^2 d\Phi_0^2 + dZ_0^2, \quad (6.8)$$

in the cylindrical coordinates  $(R_0, \Phi_0, Z_0)$ . Now cut  $\mathcal{B}_0$  along the half 2-plane  $\Omega$  ( $\Phi_0 = 0$ ), and after translating by  $b$  in the  $Z_0$ -direction identify the two half 2-planes  $\Omega^+$  and  $\Omega^-$  (see Fig. 4). We denote the identified manifold by  $\mathcal{B}$ . Note that trajectories of the vector field  $\partial/\partial\Phi_0$  are closed circles in  $\mathcal{B}_0$ . However, they fail to close in  $\mathcal{B}$ . The lack of closure is  $-b$  and in the  $Z_0$  direction. This means that  $\mathcal{B}$  is flat everywhere but the  $Z$ -axis where there is a non-vanishing torsion. Following [73] let us define the following smooth coordinates on  $\mathcal{B}$

$$R = R_0, \quad \Phi = \Phi_0, \quad Z = Z_0 - \frac{b}{2\pi}\Phi_0, \quad R_0 > 0. \quad (6.9)$$

Note that in constructing  $\mathcal{B}$  from  $\mathcal{B}_0$ , the  $Z$ -axis is removed. In the new coordinate system the flat metric (6.8) has the following form

$$dS^2 = dR^2 + R^2 d\Phi^2 + \left( dZ + \frac{b}{2\pi} d\Phi \right)^2. \quad (6.10)$$

Note that  $\mathcal{B}$  has the following singular torsion 2-form [73]:

$$T^Z = b \delta^2(R) dR \wedge d\Phi, \quad (6.11)$$

<sup>10</sup> Note that the material manifold only depends on the dislocation distribution and is independent of the constitutive equations of the body or any internal constraint, e.g., incompressibility.

where  $\delta^2(R)$  is the 2-dimensional Dirac delta distribution. Now our material metric and its inverse have the following forms

$$\mathbf{G} = \begin{pmatrix} 1 & 0 & 0 \\ 0 & R^2 + \frac{b^2}{4\pi^2} & \frac{b}{2\pi} \\ 0 & \frac{b}{2\pi} & 1 \end{pmatrix}, \quad \mathbf{G}^{-1} = \begin{pmatrix} 1 & 0 & 0 \\ 0 & \frac{1}{R^2} & -\frac{b}{2\pi R^2} \\ 0 & -\frac{b}{2\pi R^2} & 1 + \frac{b^2}{4\pi^2 R^2} \end{pmatrix}. \quad (6.12)$$

Note that the dislocated solid is stress free in the material manifold  $(\mathcal{B}, \mathbf{G})$  by construction. Now in the absence of external forces, we embed the body in the ambient space  $(\mathcal{S}, \mathbf{g})$ , which is the flat Euclidean 3-space. Because of symmetry of the problem we look for solutions of the form  $(r, \phi, z) = (r(R), \Phi, Z)$ . Note that putting the dislocated body in the appropriate material manifold the anelasticity problem is transformed to an elasticity problem mapping the material manifold with a non-trivial geometry to the Euclidean ambient space. Deformation gradient reads  $\mathbf{F} = \text{diag}(r'(R), 1, 1)$  and hence the incompressibility condition is written as

$$J = \sqrt{\frac{\det \mathbf{g}}{\det \mathbf{G}}} \det \mathbf{F} = \frac{r'(R)r(R)}{R} = 1. \quad (6.13)$$

Assuming that  $r(0) = 0$  to fix the translation invariance, we get  $r(R) = R$ . For a Neo-Hookean material we have

$$P^{aA} = \mu F^a{}_B G^{AB} - p (F^{-1})_b{}^A g^{ab}, \quad (6.14)$$

where  $p = p(R)$  is the pressure field. The non-zero stress components read

$$\begin{aligned} P^{rR} &= \mu - p(R), & P^{\phi\Phi} &= \frac{\mu - p(R)}{R^2}, & P^{\phi Z} &= P^{z\Phi} = -\frac{\mu b}{2\pi R^2}, \\ P^{zZ} &= \mu - p(R) + \frac{\mu b^2}{4\pi^2 R^2}. \end{aligned} \quad (6.15)$$

The only non-trivial equilibrium equation is  $P^{rA}|_A = 0$ , which is simplified to read  $p'(R) = 0$ , i.e. pressure field is uniform. Traction boundary condition at infinity implies that  $p(R) = \mu$  and hence we obtain the following non-zero stress components:

$$P^{\phi Z} = P^{z\Phi} = -\frac{\mu b}{2\pi R^2}, \quad P^{zZ} = \frac{\mu b^2}{4\pi^2 R^2}. \quad (6.16)$$

Having the first Piola-Kirchhoff stress, let us next find the Cauchy stress. We know that  $\sigma^{ab} = \frac{1}{J} P^{aA} F^b{}_A$ . Thus, the nonzero components of Cauchy stress are:

$$\begin{aligned} P^{\phi Z} = \sigma^{\phi z} &= -\frac{\mu b}{2\pi} \frac{1}{R^2}, & P^{z\Phi} = \sigma^{z\phi} &= -\frac{\mu b}{2\pi} \frac{1}{R^2}, \\ P^{zZ} = \sigma^{zz} &= \frac{\mu b^2}{4\pi^2} \frac{1}{R^2}. \end{aligned} \quad (6.17)$$

Noting that  $r = R$  we recover the result of [66]. See also [3].

Let us now use a generalized incompressible Neo-Hookean material with the following form of strain energy density [52]

$$W = \mathcal{W}(\mathbf{C}) = \frac{\mu}{2\alpha}(\text{tr } \mathbf{C})^\alpha, \quad (6.18)$$

where  $\mu$  and  $\alpha$  are material parameters. Now instead of (6.14) we have

$$P^{aA} = \mu(C_{MN}G^{MN})^{\alpha-1}F^a{}_B G^{AB} - p(F^{-1})_b{}^A g^{ab}, \quad (6.19)$$

The non-zero stress components read<sup>11</sup>

$$\begin{aligned} P^{rR} &= \mu \left(3 + \frac{3b^2}{4\pi^2 R^2}\right)^{\alpha-1} - p(R), & P^{\phi\Phi} &= \frac{1}{R^2} P^{rR}, \\ P^{\phi Z} &= P^{z\Phi} = -\frac{\mu b}{2\pi R^2} \left(3 + \frac{3b^2}{4\pi^2 R^2}\right)^{\alpha-1}, \\ P^{zZ} &= \mu \left(1 + \frac{b^2}{4\pi^2 R^2}\right) \left(3 + \frac{3b^2}{4\pi^2 R^2}\right)^{\alpha-1} - p(R). \end{aligned} \quad (6.20)$$

Equilibrium equations and the traction boundary conditions give the pressure field as

$$p(R) = \mu \left(3 + \frac{3b^2}{4\pi^2 R^2}\right)^{\alpha-1}. \quad (6.21)$$

Therefore, the non-zero stress components read

$$\begin{aligned} P^{\phi Z} &= -\frac{\mu b}{2\pi R^2} \frac{1}{R^2} \left(3 + \frac{3b^2}{4\pi^2 R^2}\right)^{\alpha-1}, & P^{z\Phi} &= -\frac{\mu b}{2\pi R^2} \frac{1}{R^2} \left(3 + \frac{3b^2}{4\pi^2 R^2}\right)^{\alpha-1}, \\ P^{zZ} &= \frac{\mu b^2}{4\pi^2 R^2} \frac{1}{R^2} \left(3 + \frac{3b^2}{4\pi^2 R^2}\right)^{\alpha-1}. \end{aligned} \quad (6.22)$$

Note that close to the dislocation line  $P^{zZ} \sim \left(\frac{b^2}{4\pi^2}\right)^\alpha R^{-2\alpha}$ , i.e. stress singularity explicitly depends on the material parameter  $\alpha$ . Cauchy stresses and their physical components read

$$\begin{aligned} \sigma^{\phi z} &= \sigma^{z\phi} = -\frac{\mu b}{2\pi r^2} \frac{1}{r^2} \left(3 + \frac{3b^2}{4\pi^2 r^2}\right)^{\alpha-1}, \\ \sigma^{zz} &= \frac{\mu b^2}{4\pi^2 r^2} \frac{1}{r^2} \left(3 + \frac{3b^2}{4\pi^2 r^2}\right)^{\alpha-1}, \end{aligned} \quad (6.23)$$

and

$$\begin{aligned} \bar{\sigma}^{\phi z} &= \bar{\sigma}^{z\phi} = -\frac{\mu b}{2\pi r^2} \frac{1}{r^2} \left(3 + \frac{3b^2}{4\pi^2 r^2}\right)^{\alpha-1}, \\ \bar{\sigma}^{zz} &= \frac{\mu b^2}{4\pi^2 r^2} \frac{1}{r^2} \left(3 + \frac{3b^2}{4\pi^2 r^2}\right)^{\alpha-1}. \end{aligned} \quad (6.24)$$

---

<sup>11</sup> Similar results are obtained in [66] for generalized Neo-Hookean materials that are slightly different from the one we are using here.

**Remark 61.** Zubov [89] noted that the resultant longitudinal force

$$2\pi \int_0^{R_0} P^{zZ}(R)RdR, \quad (6.25)$$

is unbounded for the Neo-Hookean material. We see that this force is finite for the generalized Neo-Hookean material if  $\alpha < 1$  (and for finite  $R_0$ ).

**Remark 62.** Let us look at the material manifold of a single screw dislocation more carefully. Cartan's moving coframes read

$$\vartheta^1 = dR, \quad \vartheta^2 = Rd\Phi, \quad \vartheta^3 = dZ - \frac{b}{2\pi}d\Phi. \quad (6.26)$$

Material metric is written as

$$G_{\alpha\beta} = \delta_{\alpha\beta}\vartheta^\alpha \otimes \vartheta^\beta. \quad (6.27)$$

We assume that in the material manifold torsion 2-forms are given as

$$T^1 = 0, \quad T^2 = 0, \quad T^3 = b\delta^2(R)\vartheta^1 \wedge \vartheta^2 = \frac{b\delta(R)}{2\pi}dR \wedge d\Phi. \quad (6.28)$$

To obtain the connection 1-forms we assume metric compatibility

$$\delta_{\alpha\gamma}\omega^\gamma{}_\beta + \delta_{\beta\gamma}\omega^\gamma{}_\alpha = 0, \quad (6.29)$$

and use Cartan's first structure equation

$$T^\alpha = d\vartheta^\alpha + \omega^\alpha{}_\beta \wedge \vartheta^\beta. \quad (6.30)$$

If we now naively solve for connection 1-forms we will end up multiplying delta functions in calculating the curvature 1-forms. However, as we will see in the next example, the material manifold will be flat if we define  $\vartheta^3 = dZ + \frac{b}{2\pi}H(R)d\Phi$ . This shows that in the geometric framework single defects should be analyzed very carefully.

## 6.2 A Cylindrically-Symmetric Distribution of Parallel Screw Dislocations

Motivated by the first example, let us consider a cylindrically-symmetric distribution of screw dislocations parallel to the Z-axis (in a cylindrical coordinate system  $(R, \Phi, Z)$ ). Let us look for a coframe field of the following form

$$\vartheta^1 = dR, \quad \vartheta^2 = Rd\Phi, \quad \vartheta^3 = dZ + f(R)d\Phi, \quad (6.31)$$

for some unknown function  $f$  to be determined. Assuming metric compatibility the unknown connection 1-forms are:  $\omega^1{}_2, \omega^2{}_3, \omega^3{}_1$ . For our distributed dislocation we assume the following torsion 2-forms<sup>12</sup>

$$\mathcal{T}^1 = \mathcal{T}^2 = 0, \quad \mathcal{T}^3 = \frac{R}{2\pi}b(R)dR \wedge d\Phi = \frac{b(R)}{2\pi}\vartheta^1 \wedge \vartheta^2, \quad (6.32)$$

<sup>12</sup> Note that

$$\begin{pmatrix} \vartheta^1 \\ \vartheta^2 \\ \vartheta^3 \end{pmatrix} = \begin{pmatrix} 1 & 0 & 0 \\ 0 & R & 0 \\ 0 & f(R) & 1 \end{pmatrix} \begin{pmatrix} dR \\ d\Phi \\ dZ \end{pmatrix}.$$

where  $b(R)$  is the radial density of the screw dislocation distribution. Note that

$$\begin{aligned} d\vartheta^1 &= 0, & d\vartheta^2 &= dR \wedge d\Phi = \frac{1}{R}\vartheta^1 \wedge \vartheta^2, \\ d\vartheta^3 &= f'(R)dR \wedge d\Phi = \frac{f'(R)}{R}\vartheta^1 \wedge \vartheta^2. \end{aligned} \quad (6.33)$$

Let us now use Cartan's first structural equations:  $\mathcal{T}^\alpha = d\vartheta^\alpha + \omega^\alpha_\beta \wedge \vartheta^\beta$ . For  $\alpha = 1, 2, 3$  these yield

$$\omega^1_{12} = \omega^3_{11} = 0, \quad \omega^3_{21} + \omega^1_{32} = 0, \quad (6.34)$$

$$\omega^1_{22} = -\frac{1}{R}, \quad \omega^2_{231} = 0, \quad \omega^1_{32} + \omega^2_{13} = 0, \quad (6.35)$$

$$\omega^3_{31} = \omega^2_{33} = 0, \quad \omega^3_{21} + \omega^2_{13} = \frac{f'(R)}{R} - \frac{b(R)}{2\pi}, \quad (6.36)$$

Therefore, the nonzero connection coefficients are

$$\omega^1_{22} = -\frac{1}{R}, \quad \omega^3_{21} = \omega^2_{13} = -\omega^1_{32} = \frac{f'(R)}{2R} - \frac{b(R)}{4\pi}. \quad (6.37)$$

Thus, the connection 1-forms read

$$\begin{aligned} \omega^1_2 &= -\frac{1}{R}\vartheta^2 - \left[ \frac{f'(R)}{2R} - \frac{b(R)}{4\pi} \right] \vartheta^3, & \omega^2_3 &= \left[ \frac{f'(R)}{2R} - \frac{b(R)}{4\pi} \right] \vartheta^1, \\ \omega^3_1 &= \left[ \frac{f'(R)}{2R} - \frac{b(R)}{4\pi} \right] \vartheta^2. \end{aligned} \quad (6.38)$$

We now enforce the material manifold to be flat, i.e.  $\mathcal{R}^\alpha_\beta = d\omega^\alpha_\beta + \omega^\alpha_\gamma \wedge \omega^\gamma_\beta = 0$ . Let us first look at  $\mathcal{R}^2_3$ . Denoting  $h(R) = \frac{f'(R)}{2R} - \frac{b(R)}{4\pi}$ , note that

$$d\omega^2_3 = d(h(R)\vartheta^1) = h'(R)dR \wedge \vartheta^1 = 0. \quad (6.39)$$

Thus

$$\mathcal{R}^2_3 = \omega^1_2 \wedge \omega^3_1 = h(R)^2 \vartheta^2 \wedge \vartheta^3 = 0. \quad (6.40)$$

And therefore,  $h(R) = 0$ , i.e.

$$f'(R) = \frac{R}{2\pi} b(R). \quad (6.41)$$

In the coordinate frame we know that

$$T^1 = T^2 = 0, \quad T^3 = \frac{b(R)}{2\pi} dR \wedge R d\Phi = \frac{b(R)}{2\pi} \vartheta^1 \wedge \vartheta^2.$$

Therefore

$$\begin{pmatrix} \mathcal{T}^1 \\ \mathcal{T}^2 \\ \mathcal{T}^3 \end{pmatrix} = \begin{pmatrix} 1 & 0 & 0 \\ 0 & R & 0 \\ 0 & f(R) & 1 \end{pmatrix} \begin{pmatrix} 0 \\ 0 \\ \frac{b(R)}{2\pi} \end{pmatrix} = \begin{pmatrix} 0 \\ 0 \\ \frac{b(R)}{2\pi} \end{pmatrix}.$$



It is easy to verify that  $\mathcal{R}^1_2 = \mathcal{R}^3_1 = 0$  are trivially satisfied. Therefore, the material metric has the following form:

$$\mathbf{G} = \begin{pmatrix} 1 & 0 & 0 \\ 0 & R^2 + f^2(R) & f(R) \\ 0 & f(R) & 1 \end{pmatrix}. \quad (6.42)$$

Note that  $\det \mathbf{G} = 1$ . Having the material manifold in order to obtain the residual stress field we embed the material manifold into the ambient space, which is assume to be the Euclidean three-space. We look for solutions of the form  $(r, \phi, z) = (r(R), \Phi, Z)$ , and hence  $\det \mathbf{F} = r'(R)$ . Assuming an incompressible Neo-Hookean material, we have

$$J = \sqrt{\frac{\det \mathbf{g}}{\det \mathbf{G}}} \det \mathbf{F} = \frac{r}{R} r'(R) = 1. \quad (6.43)$$

Assuming that  $r(0) = 0$  we obtain  $r(R) = R$ . For the Neo-Hookean material we have  $P^{aA} = \mu F^a_B G^{AB} - p (F^{-1})^A_b g^{ab}$ , where  $p = p(R)$  is the pressure field. Thus, because  $J = 1$  and  $\mathbf{F} = \mathbf{I}$  we have

$$\mathbf{P} = \boldsymbol{\sigma} = \begin{pmatrix} \mu - p & 0 & 0 \\ 0 & \frac{\mu - p}{R^2} & -\mu \frac{f(R)}{R^2} \\ 0 & -\mu \frac{f(R)}{R^2} & (\mu - p) + \mu \frac{f(R)^2}{R^2} \end{pmatrix}. \quad (6.44)$$

Equilibrium equations  $\operatorname{div} \boldsymbol{\sigma} = \mathbf{0}$  tell us that pressure field is uniform, i.e.  $p = p_0$ . The traction boundary condition dictates  $p_0 = \mu$ . Therefore, the only nonzero stress components are

$$P^{\phi Z} = P^{z\Phi} = -\mu \frac{f(R)}{R^2}, \quad P^{zZ} = \mu \frac{f(R)^2}{R^2}. \quad (6.45)$$

Now if we instead use the constitutive equation (6.19) we would have the following stress components

$$\begin{aligned} P^{\phi Z} &= P^{z\Phi} = -\mu \frac{f(R)}{R^2} \left( 3 + \frac{f^2(R)}{R^2} \right)^{\alpha-1}, \\ P^{zZ} &= \mu \frac{f(R)^2}{R^2} \left( 3 + \frac{f^2(R)}{R^2} \right)^{\alpha-1}. \end{aligned} \quad (6.46)$$

**Remark 63.** For a single dislocation  $b(R) = 2\pi b \delta^2(R)$ , and hence

$$f'(R) = bR \delta^2(R) = \frac{b}{2\pi} \delta(R). \quad (6.47)$$

Therefore

$$f(R) = \frac{b}{2\pi} H(R) + C. \quad (6.48)$$

Note that  $R > 0$  and for  $b = 0$ ,  $f = 0$  and hence  $C = 0$ , i.e.  $f(R) = b/2\pi$ . For a uniform distribution, we have  $b(R) = b_0$  and hence  $f(R) = \frac{b_0}{4\pi} R^2$ . Residual stresses in this case are:

$$P^{\phi Z} = P^{z\Phi} = -\frac{\mu b_0}{4\pi}, \quad P^{zZ} = \frac{\mu b_0^2}{16\pi^2} R^2. \quad (6.49)$$

Next, let us now consider a few more examples. First, suppose that the distributed screw dislocations are supported on a cylinder of radius  $R_0$  with its axis coincident with the  $Z$ -axis, i.e.  $b(R) = 2\pi b_0 \delta(C_{R_0})$ . Note that

$$\delta(C_{R_0}) = \frac{1}{2\pi R} \delta(R - R_0) = \frac{1}{2\pi R_0} \delta(R - R_0). \quad (6.50)$$

Therefore,  $f'(R) = \frac{b_0}{2\pi} \delta(R - R_0)$  and hence  $f(R) = \frac{b_0}{2\pi} H(R - R_0)$ . Hence, we have

$$P^{\phi Z} = P^{z\phi} = -\frac{\mu b_0}{2\pi R^2} H(R - R_0), \quad P^{zZ} = \frac{\mu b_0^2}{4\pi^2 R^2} H(R - R_0). \quad (6.51)$$

It is seen that for  $R < R_0$  stresses vanish and for  $R > R_0$  stresses are identical to those of a single screw dislocation with Burgers vector  $b_0$ . The next example is what Acharya [3] considered, namely

$$\begin{aligned} b(R) &= \frac{2b_0}{R_0} \left( \frac{1}{R} - \frac{1}{R_0} \right) H(R_0 - R) \\ &= \frac{2b_0}{R_0} \left( \frac{1}{R} - \frac{1}{R_0} \right) [1 - H(R - R_0)]. \end{aligned} \quad (6.52)$$

It is easy to show that

$$f(R) = \frac{b_0}{\pi R_0} \left( R - \frac{R^2}{2R_0} \right) + \frac{b_0}{2\pi R_0^2} (R - R_0)^2 H(R - R_0). \quad (6.53)$$

Therefore, for  $R < R_0$

$$P^{\phi Z} = P^{z\phi} = -\frac{\mu b_0}{\pi R_0} \left( \frac{1}{R} - \frac{1}{2R_0} \right), \quad P^{zZ} = \frac{\mu b_0^2}{\pi^2 R_0^2} \left( 1 - \frac{R}{2R_0} \right)^2, \quad (6.54)$$

and for  $R > R_0$

$$P^{\phi Z} = P^{z\phi} = -\frac{\mu b_0}{2\pi R^2}, \quad P^{zZ} = \frac{\mu b_0^2}{4\pi^2 R^2}. \quad (6.55)$$

These are identical to Acharya's [3] calculations. Note again that for  $R > R_0$  stresses are identical to those of a single screw dislocation with Burgers vector  $b_0$ . Next, we show that this observation holds for a large class of distributed screw dislocations.

**Proposition 64.** *Suppose that we are given an arbitrary cylindrically-symmetric distribution of screw dislocations such that  $b(R) = 0$  for  $R > R_0$ , where  $b(R)$  is the density of Burgers vectors and  $R_0$  is some fixed radius. Also, define  $b_0$  as*

$$\int_0^{R_0} \xi b(\xi) d\xi = b_0. \quad (6.56)$$

*Then, for  $R > R_0$  stress distribution is independent of  $b(R)$  and is identical to that of a single screw dislocation with Burgers vector  $b_0$ .*

*Proof:*  $f'(R) = \frac{R}{2\pi}b(R)$  and hence knowing that  $f(R) = 0$  when  $b(R) = 0$  we have

$$f(R) = \frac{1}{2\pi} \int_0^R \xi b(\xi) d\xi. \quad (6.57)$$

For  $R > R_0$ :

$$f(R) = \frac{1}{2\pi} \int_0^{R_0} \xi b(\xi) d\xi = \frac{b_0}{2\pi}. \quad (6.58)$$

Hence, for  $R > R_0$ :

$$P^{\phi Z}(R) = P^{z\Phi}(R) = -\frac{\mu b_0}{2\pi R^2}, \quad P^{zZ}(R) = \frac{\mu b_0^2}{4\pi^2 R^2}. \quad \square \quad (6.59)$$

Now let us consider the following distributed screw dislocations:  $b(R) = 2\pi b_0 \delta(C_{R_1}) - 2\pi b_0 \delta(C_{R_2})$ , for  $R_2 > R_1 > 0$ . It can be readily shown that stresses are nonzero only in the cylindrical annulus  $R_1 < R < R_2$  and there they are identical to those of a single screw dislocation with Burgers vector  $b_0$ . It should be noted that ‘‘principle’’ of superposition holds only for linear elasticity. However, in this particular example we see that the stress distribution of the distributed dislocation  $2\pi b_0 \delta(C_{R_1}) - 2\pi b_0 \delta(C_{R_2})$  is the superposition of those of  $2\pi b_0 \delta(C_{R_1})$  and  $-2\pi b_0 \delta(C_{R_2})$ .

### 6.3 An Isotropic Distribution of Screw Dislocations

Bloomer [12] constructed the material manifold of an isotropic distribution of screw dislocations, but did not calculate the corresponding stresses. Bloomer [12] started with the standard dislocation density tensor, i.e. torsion of the connection is given. He then realized that the standard dislocation connection has zero curvature by construction. Having a torsion distribution, and knowing that curvature tensor vanishes, one is able to obtain the metric. He showed that the distributed screw dislocations must be uniform otherwise the Ricci curvature tensor would not be symmetric. Here we repeat his calculations within our framework and will make an important observation at the end. Denoting the dislocation density by  $M(\mathbf{X})$ , torsion tensor would be completely anti-symmetric with the following form:  $T_{ABC} = M\epsilon_{ABC}$ , where  $\epsilon_{ABC}$  is the Levi-Civita tensor. Note that

$$\epsilon_{MAB}\epsilon^M{}_{CD} = G_{AC}G_{BD} - G_{AD}G_{BC}. \quad (6.60)$$

A simple calculation gives  $K_{ABC} = \frac{M}{2}\epsilon_{ABC}$ . We need to calculate the material metric. Having torsion and contorsion tensors using the formula (2.22) and knowing that the curvature of the material manifold vanishes we can obtain the Ricci curvature tensor of the material manifold. Using (6.60) Ricci curvature is simplified to read

$$\bar{R}_{AB} = -\frac{1}{2} \frac{\partial M}{\partial X^C} \epsilon^C{}_{AB} + \frac{M^2}{2} G_{AB}. \quad (6.61)$$

Symmetry of Ricci curvature implies that  $\frac{1}{2} \frac{\partial M}{\partial X^A} = 0$  or  $M(\mathbf{X}) = M_0$ , i.e. the screw dislocation distribution must be uniform otherwise the material connection is not metrizable<sup>13</sup>. Now the Riemannian curvature of the material manifold has the following form:

$$\bar{\mathcal{R}}_{ABCD} = \frac{M_0^2}{4} (G_{AC}G_{BD} - G_{AD}G_{BC}), \quad (6.62)$$

i.e. material manifold has constant positive curvature. This is the 3-sphere with radius  $R_0 = 2/M_0$ . Note also that when there are no screw dislocations, i.e. when  $M_0 = 0$  the material manifold is the flat three-dimensional Euclidean space. The three-sphere cannot be embedded in the Euclidean three space. This immediately means that in the setting of classical nonlinear elasticity, i.e. with no couple stresses, there is no solution. This is in agreement with Cartan's speculation [36].

This calculation can be checked using Cartan's moving frames. For a 3-sphere with Radius  $R_0$  let us consider the hyperspherical coordinates  $(R, \Psi, \Theta, \Phi)$ , for which the metric reads  $(0 < \Psi, \Theta < \pi, 0 < \Phi < 2\pi)$

$$dS^2 = R_0^2 d\Psi^2 + R_0^2 \sin^2 \Psi (d\Theta^2 + \sin^2 \Theta d\Phi^2). \quad (6.63)$$

We now choose the following orthonormal coframes

$$\vartheta^1 = R_0 d\Psi, \quad \vartheta^2 = R_0 \sin \Psi d\Theta, \quad \vartheta^3 = R_0 \sin \Psi \sin \Theta d\Phi. \quad (6.64)$$

Torsion 2-form has the following components

$$\mathcal{T}^1 = m_0 \vartheta^2 \wedge \vartheta^3, \quad \mathcal{T}^2 = m_0 \vartheta^3 \wedge \vartheta^1, \quad \mathcal{T}^3 = m_0 \vartheta^1 \wedge \vartheta^2. \quad (6.65)$$

Using Cartan's first structural equations  $\mathcal{T}^\alpha = d\vartheta^\alpha + \omega^\alpha_\beta \wedge \vartheta^\beta$ , the connection one-forms are obtained as

$$\begin{aligned} \omega^1_2 &= -\frac{\cot \Psi}{R_0} \vartheta^2 - \frac{m_0}{2} \vartheta^3, & \omega^2_3 &= -\frac{m_0}{2} \vartheta^1 - \frac{\cot \Theta}{R_0 \sin \Psi} \vartheta^3, \\ \omega^3_1 &= -\frac{m_0}{2} \vartheta^2 + \frac{\cot \Psi}{R_0} \vartheta^3. \end{aligned} \quad (6.66)$$

Using Cartan's second structural equations the curvature 2-forms are obtained as

$$\begin{aligned} \mathcal{R}^1_2 &= \left( \frac{1}{R_0^2} - \frac{m_0^2}{4} \right) \vartheta^1 \wedge \vartheta^2, & \mathcal{R}^2_3 &= \left( \frac{1}{R_0^2} - \frac{m_0^2}{4} \right) \vartheta^2 \wedge \vartheta^3, \\ \mathcal{R}^3_1 &= \left( \frac{1}{R_0^2} - \frac{m_0^2}{4} \right) \vartheta^3 \wedge \vartheta^1. \end{aligned} \quad (6.67)$$

The material manifold is flat if and only if

$$\frac{1}{R_0^2} = \frac{m_0^2}{4}. \quad (6.68)$$

**Remark 65.** The first Bianchi identity  $d\mathcal{T}^\alpha + \omega^\alpha_\beta \mathcal{T}^\beta = \mathcal{R}^\alpha_\beta \wedge \vartheta^\beta = 0$  implies that  $dm_0 = 0$ , i.e. the isotropic dislocation distribution must be uniform.

<sup>13</sup> This may mean that a non-uniform screw dislocation distribution induces point defects

#### 6.4 Edge Dislocation Distributions Uniform in Parallel Planes

Let us now consider a distribution of edge dislocations that are uniform in the planes parallel to the  $XY$ -plane but varying with  $Z$ . Let us consider the following moving coframe field

$$\vartheta^1 = e^{\xi(Z)}dX, \quad \vartheta^2 = e^{\eta(Z)}dY, \quad \vartheta^3 = e^{\lambda(Z)}dZ. \quad (6.69)$$

Thus means that

$$\mathbf{e}_1 = e^{-\xi(Z)}\partial_X, \quad \mathbf{e}_2 = e^{-\eta(Z)}\partial_Y, \quad \mathbf{e}_3 = e^{-\lambda(Z)}\partial_Z. \quad (6.70)$$

From (6.69) we obtain

$$d\vartheta^1 = \xi'(Z)e^{-\lambda(Z)}\vartheta^3 \wedge \vartheta^1, \quad d\vartheta^2 = -\eta'(Z)e^{-\lambda(Z)}\vartheta^2 \wedge \vartheta^3, \quad d\vartheta^3 = 0. \quad (6.71)$$

We assume that the following torsion 2-forms are given

$$\mathcal{T}^1 = b(Z)\vartheta^3 \wedge \vartheta^1, \quad \mathcal{T}^2 = c(Z)\vartheta^2 \wedge \vartheta^3, \quad \mathcal{T}^3 = 0. \quad (6.72)$$

This represents a distribution of edge dislocations with Burgers vector

$$\mathbf{b} = \mathbf{b}(Z) = b(Z)\mathbf{e}_1 + c(Z)\mathbf{e}_2 = b(Z)e^{-\xi(Z)}\partial_X + c(Z)e^{-\eta(Z)}\partial_Y. \quad (6.73)$$

Using Cartan's first structural equations we obtain the following connection 1-forms:

$$\begin{aligned} \omega^1_2 &= 0, \quad \omega^2_3 = \left[ c(Z) + \eta'(Z)e^{-\lambda(Z)} \right] \vartheta^2, \\ \omega^3_1 &= \left[ b(Z) - \xi'(Z)e^{-\lambda(Z)} \right] \vartheta^1. \end{aligned} \quad (6.74)$$

If we assume that  $\xi'(Z) = b(Z)e^{\lambda(Z)}$  and  $\eta'(Z) = -c(Z)e^{\lambda(Z)}$ , then from the second structural equations  $\mathcal{R}^\alpha_\beta = 0$  is trivially satisfied. Let us now choose  $\lambda(Z) = 0$ . This implies then that  $\xi'(Z) = b(Z)$  and  $\eta'(Z) = -c(Z)$ . Note that  $\mathbf{G} = \text{diag}(e^{2\xi(Z)}, e^{2\eta(Z)}, 1)$ . We are looking for a solution of the form  $(x, y, z) = (X + U(Z), Y + V(Z), Z)$ . This then implies that  $J = e^{\xi(Z) + \eta(Z)}$ . Incompressibility dictates that  $\xi(Z) + \eta(Z) = 0$  and hence  $\xi'(Z) + \eta'(Z) = 0$ . This then means that  $c(Z) = -b(Z)$ . Now the first Piola-Kirchhoff stress tensor reads

$$\mathbf{P} = \begin{pmatrix} \mu e^{-2\xi(Z)} - p(Z) & 0 & (\mu + p(Z))U'(Z) \\ 0 & \mu e^{2\xi(Z)} - p(Z) & (\mu + p(Z))V'(Z) \\ 0 & 0 & \mu - p(Z) \end{pmatrix}. \quad (6.75)$$

Equilibrium equations are simpler to write for Cauchy stress, which reads

$$\boldsymbol{\sigma} = \begin{pmatrix} \mu e^{-2\xi} - p + (p + \mu)U'^2 & (p + \mu)U'V' & (\mu + p)U' \\ (p + \mu)U'V' & \mu e^{2\xi} - p + (p + \mu)V'^2 & (\mu + p)V' \\ (\mu - p)U' & (\mu - p)V' & \mu - p \end{pmatrix}. \quad (6.76)$$

Symmetry of Cauchy stress dictates  $U'(Z) = V'(Z) = 0$ , i.e. up to a rigid translation in the  $XY$ -plane,  $(x, y, z) = (X, Y, Z)$ . Equilibrium equations

dictate that  $p'(Z) = 0$  and vanishing of traction vector on surfaces parallel to the X-Y plane gives us  $p(Z) = \mu$ . Therefore

$$\mathbf{P} = \text{diag} \left\{ \mu(e^{-2\xi(Z)} - 1), \mu(e^{2\xi(Z)} - 1), 0 \right\}. \quad (6.77)$$

An interesting problem arises when the Burgers vector is given in the coordinate basis. Let us assume that

$$\mathbf{b} = b(Z)\partial_X = b(Z)e^{\xi(Z)}\mathbf{e}_1. \quad (6.78)$$

Let us choose  $\eta(Z) = 0$ . Using Cartan's first structural equations we obtain the following connection 1-forms:

$$\omega^1_2 = 0, \quad \omega^2_3 = 0, \quad \omega^3_1 = \left[ b(Z)e^{\xi(Z)} - \xi'(Z)e^{-\lambda(Z)} \right] \vartheta^1. \quad (6.79)$$

If we choose  $b(Z)e^{\xi(Z)} = \xi'(Z)e^{-\lambda(Z)}$  the material connection will be flat as required for a distributed dislocation. We look for solutions of the form  $(x, y, z) = (X + U(Z), Y + V(Z), Z)$ . Note that  $\mathbf{G} = \text{diag}(e^{2\xi(Z)}, 1, e^{2\lambda(Z)})$ . This then implies that  $J = e^{\xi(Z)+\lambda(Z)}$ . Incompressibility dictates that  $\xi(Z) + \lambda(Z) = 0$  and hence  $\xi'(Z) = b(Z)$ . For a Neo-Hookean material the first Piola-Kirchhoff stress tensor reads

$$\mathbf{P} = \begin{pmatrix} \mu e^{-2\xi(Z)} - p(Z) & 0 & (p(Z) + \mu e^{2\xi})U'(Z) \\ 0 & \mu e^{2\xi(Z)} - p(Z) & (p(Z) + \mu e^{2\xi})V'(Z) \\ 0 & 0 & \mu e^{2\xi} - p(Z) \end{pmatrix}. \quad (6.80)$$

Cauchy stress for the assumed displacement field reads

$$\boldsymbol{\sigma} = \begin{pmatrix} \mu e^{-2\xi} - p + (p + \mu e^{2\xi})U'^2 & (p + \mu e^{2\xi})U'V' & (p + \mu e^{2\xi})U' \\ (p + \mu e^{2\xi})U'V' & \mu - p + (p + \mu e^{2\xi})V'^2 & (p + \mu e^{2\xi})V' \\ (-p + \mu e^{2\xi})U' & (-p + \mu e^{2\xi})V' & -p + \mu e^{2\xi} \end{pmatrix}. \quad (6.81)$$

Symmetry of Cauchy stress dictates  $U'(Z) = V'(Z) = 0$ , i.e. again up to a rigid translation in the XY-plane,  $(x, y, z) = (X, Y, Z)$ . Equilibrium equations tell us that  $(-p + \mu e^{2\xi})' = 0$  and hence (knowing that for  $b = 0$ ,  $\xi = 0$ ) this gives us  $p = \mu e^{2\xi}$ . Therefore

$$\mathbf{P} = \text{diag} \left\{ \mu(e^{-2\xi(Z)} - e^{2\xi(Z)}), \mu(1 - e^{2\xi(Z)}), 0 \right\}. \quad (6.82)$$

## 6.5 Radially-Symmetric Distribution of Edge Dislocations in a Disk

Let us consider a flat disk with a distribution of edge dislocations with radial Burgers vectors. We assume that the flat disk is forced to remain flat, i.e. we are looking at a two-dimensional problem. With respect to the polar coordinates  $(R, \Phi)$  torsion 2-form is assumed to have the following components in the coordinate frame:

$$T^1 = \frac{b(R)}{2\pi} dR \wedge Rd\Phi, \quad T^2 = 0. \quad (6.83)$$

Let us choose the following orthonormal coframe field

$$\vartheta^1 = dR + f(R)d\Phi, \quad \vartheta^2 = Rd\Phi, \quad (6.84)$$

for a function  $f$  to be determined. Note that  $dR \wedge Rd\Phi = \vartheta^1 \wedge \vartheta^2$ . The transformation  $\mathbf{F}$  has the following form

$$\begin{pmatrix} \vartheta^1 \\ \vartheta^2 \end{pmatrix} = \begin{pmatrix} 1 & f(R) \\ 0 & R \end{pmatrix} \begin{pmatrix} dR \\ d\Phi \end{pmatrix}. \quad (6.85)$$

Therefore

$$\begin{pmatrix} \mathcal{T}^1 \\ \mathcal{T}^2 \end{pmatrix} = \begin{pmatrix} 1 & f(R) \\ 0 & R \end{pmatrix} \begin{pmatrix} \frac{b(R)}{2\pi} \\ 0 \end{pmatrix} = \begin{pmatrix} \frac{b(R)}{2\pi} \\ 0 \end{pmatrix}. \quad (6.86)$$

Using Cartan's first structural equations we have

$$\begin{aligned} \mathcal{T}^1 &= d\vartheta^1 + \omega^1{}_2 \wedge \vartheta^2 = \left( \frac{f'(R)}{R} + \omega^1{}_{12} \right) \vartheta^1 \wedge \vartheta^2, \\ \mathcal{T}^2 &= d\vartheta^2 - \omega^1{}_2 \wedge \vartheta^1 = \left( \frac{1}{R} + \omega^1{}_{22} \right) \vartheta^1 \wedge \vartheta^2. \end{aligned} \quad (6.87)$$

Therefore, the connection 1-form is obtained as

$$\omega^1{}_2 = h(R)\vartheta^1 - \frac{1}{R}\vartheta^2, \quad (6.88)$$

where  $h(R) = \frac{b(R)}{2\pi} - \frac{f'(R)}{R}$ . Using Cartan's second structural equation we have

$$\mathcal{R}^1{}_2 = d\omega^1{}_2 - \frac{[f(R)h(R)]'}{R}\vartheta^1 \wedge \vartheta^2 = 0. \quad (6.89)$$

Therefore,  $f(R)h(R) = C$ , where  $C$  is a constant. But we know that when  $b(R) = 0$ ,  $f(R) = 0$  and hence  $h(R) = 0$ , i.e.  $C = 0$ . We also know that for a nonvanishing  $b(R)$ ,  $f(R) \neq 0$ . Thus,  $h(R) = 0$ , i.e.

$$f'(R) = \frac{R}{2\pi}b(R). \quad (6.90)$$

Material metric and its inverse have the following non-diagonal forms

$$\mathbf{G} = \begin{pmatrix} 1 & f(R) \\ f(R) & R^2 + f^2(R) \end{pmatrix}, \quad \mathbf{G}^{-1} = \begin{pmatrix} 1 + \frac{f^2(R)}{R^2} & -\frac{f(R)}{R^2} \\ -\frac{f(R)}{R^2} & \frac{1}{R^2} \end{pmatrix}. \quad (6.91)$$

Spatial metric reads  $\mathbf{g} = \text{diag}(1, r^2)$ . We are now looking for solutions of the form  $(r, \phi) = (r(R), \Phi)$ . Assuming that the body is incompressible and  $r(0) = 0$ , we obtain  $r(R) = R$ . For a Neo-Hookean material

$$\mathbf{P} = \boldsymbol{\sigma} = \begin{pmatrix} \mu - p(R) + \mu \frac{f^2(R)}{R^2} & -\mu \frac{f(R)}{R^2} \\ -\mu \frac{f(R)}{R^2} & \frac{\mu - p(R)}{R^2} \end{pmatrix}, \quad (6.92)$$

where  $p(R)$  is the pressure field. The only non-trivial equilibrium equation in terms of Cauchy stress reads

$$\frac{\partial \sigma^{rr}}{\partial r} + \frac{1}{r} \sigma^{rr} - r \sigma^{\phi\phi} = 0. \quad (6.93)$$

This gives

$$p'(R) = \frac{\mu f(R) b(R)}{\pi R} - \frac{\mu f^2(R)}{R^3}. \quad (6.94)$$

We know that when  $b(R) = 0$ ,  $p(R) = \mu$ . Thus

$$p(R) = \mu \int_0^R \left( \frac{f(\xi) b(\xi)}{\pi \xi} - \frac{f^2(\xi)}{\xi^3} \right) d\xi + \mu. \quad (6.95)$$

Therefore

$$\begin{aligned} \sigma^{rr} &= \mu \frac{f^2(R)}{R^2} - \mu \int_0^R \left[ \frac{f(\xi) b(\xi)}{\pi \xi} - \frac{f^2(\xi)}{\xi^3} \right] d\xi, \quad \sigma^{r\phi} = -\mu \frac{f(R)}{R^2}, \\ \sigma^{\phi\phi} &= -\frac{\mu}{R^2} \int_0^R \left[ \frac{f(\xi) b(\xi)}{\pi \xi} - \frac{f^2(\xi)}{\xi^3} \right] d\xi. \end{aligned} \quad (6.96)$$

## Acknowledgments

AY benefited from discussions with Arkadas Ozakin and Amit Acharya. This publication was based on work supported in part by Award No KUK C1-013-04, made by King Abdullah University of Science and Technology (KAUST).

## References

1. Abraham, R., J.E. Marsden and T. Ratiu [1988], *Manifolds, Tensor Analysis, and Applications*, Springer-Verlag, New York.
2. Acharya, A. and Bassani, J. L. [2000], Lattice incompatibility and a gradient theory of crystal plasticity. *Journal of the Mechanics and Physics of Solids* **48**(8):1565-1595.
3. Acharya, A. [2001], A model of crystal plasticity based on the theory of continuously distributed dislocations. *Journal of the Mechanics and Physics of Solids* **49**:761-784.
4. Acharya, A. [2003], Driving forces and boundary conditions in continuum dislocation mechanics. *Proceedings of the Royal Society of London Series A-Mathematical Physical and Engineering Sciences* **459**:1343-1363.
5. Acharya, A. [2004], Constitutive analysis of finite deformation field dislocation mechanics. *Journal of the Mechanics and Physics of Solids* **52**:301-316.
6. Acharya, A. [2008], A counterpoint to Cermelli and Gurtin's criteria for choosing 'correct' geometric dislocation tensor in finite plasticity, In B.D. Reddy (ed.), *IUTAM Symposium on Theoretical, Modelling and Computational Aspects of Inelastic Media*, 99-105.
7. Berdichevsky, V. L. [2006], Continuum theory of dislocations revisited. *Continuum Mechanics and Thermodynamics* **18**(3-4):195-222.
8. Bilby, B. A., L. R. T., Gardner, and A. N., Stroh [1957], Continuous distribution of dislocations and the theory of plasticity, In: Proceedings of the Ninth International Congress of Applied Mechanics, Brussels, 1956. Universite de Bruxelles, pp. 35-44.



9. Bilby, B. A., R., Bullough, and E., Smith [1955], Continuous distributions of dislocations: a new application of the methods of non-Riemannian geometry, *Proceedings of the Royal Society of London* **A231**(1185): 263-273.
10. Bilby, B. A., and E., Smith [1956], Continuous distributions of dislocations. III, *Proceedings of the Royal Society of London* **A236**(1207): 481-505.
11. Bilby, B. A. [1968], *Geometry and Continuum Mechanics*, in *Mechanics of Generalized Continua*, (E. Kröner, ed.), Springer, Berlin-Heidelberg-New York, 1968, pp. 126-140.
12. Bloomer, I. [1982], Strain due to a continuous, isotropic distribution of screw dislocations. *International Journal of Solids and Structures* **18**(10):847-855.
13. Bochner, S. and Yano, K. [1952], Tensor-fields in non-symmetric connections. *Annals of Mathematics* **56**(3):504-519.
14. Carroll, S.M. [2004], *Spacetime and Geometry: An Introduction to General Relativity*. Addison-Wesley, San Francisco.
15. Cartan, E. [1924], Sur les variétés à connexion affine et la théorie de la relativité généralisée (première partie suite). *Annales Scientifiques de l'École Normale Supérieure* **41**:1-25.
16. Cartan, E. [1995], *On Manifolds with an Affine Connection and the Theory of General Relativity*. Bibliopolis, Napoli.
17. Cartan, E. [2001], *Riemannian Geometry in an Orthogonal Frame*. World Scientific, New Jersey.
18. Cheng, K. S. and Ni, W. T. [1980], Conditions for the local existence of metric in a generic affine manifold. *Mathematical Proceedings of the Cambridge Philosophical Society* **87**:527-534.
19. Chow, B., Peng, L., and Lei, N. [2003], *Hamilton's Ricci Flow*, American Mathematical Society.
20. Coleman, B. D. and Noll, W. [1963], The thermodynamics of elastic materials with heat conduction and viscosity. *Archive for Rational Mechanics and Analysis* **13**:167-178.
21. Cosserat, E. and Cosserat, F. [1909], *Sur la théorie des corps déformables*, Dunod, Paris.
22. Eisenhart, L. P. and Veblen, O. [1922], The Riemann geometry and its generalization. *Proceedings of the National Academy of Sciences of the United States of America* **8**: 19-23.
23. Fernandez, O. E. and Bloch, A. M., The Weitzenböck connection and Time Reparameterization in Nonholonomic Mechanics. *Journal of Mathematical Physics* **52**(1):012901.
24. Frank, F. C. [1951], Crystal dislocations - elementary concepts and definitions. *Philosophical Magazine* **42**(331):809-819.
25. Frankel, T. [1997], *The Geometry of Physics*, Cambridge University Press, United Kingdom, (Second Edition 2004).
26. Frölicher, A. and Nijenhuis, A. [1956], Theory of vector-valued differential forms. I. Derivations of the graded ring of differential forms., *Indagationes Mathematicae*, **18**: 338-359.
27. Gogala, B. [1980], Torsion and related concepts - an introductory overview. *International Journal of Theoretical Physics* **19**(8):573-586.
28. Gordeeva, I.A., Pan'zhenskii, V.I., and Stepanov, S.E. [2010], Riemann-Cartan manifolds. *Journal of Mathematical Sciences* **169**(3):342-361.
29. Green, A.E. and Rivlin, R. S. [1964], On Cauchy's equations of motion. *ZAMP* **15**: 290-293.
30. Gupta, A. and Steigmann, D. J. and Stolken, J. S. [2007], On the evolution of plasticity and incompatibility. *Mathematics and Mechanics of Solids* **12**(6):583-610.
31. Head, A. K. and Howison, S. D. and Ockendon, J. R. and Tighe, S. P. [1993], An equilibrium-theory of dislocation continua. *SIAM Review* **35**(4):580-609.
32. Hehl, F. W. and Vonderheyde, P. and Kerlick, G. D. and Nester, J. M. [1976], General relativity with spin and torsion - foundations and prospects. *Reviews of Modern Physics* **48**:393-416.
33. Hehl, F. W. and Kopczynski, W. and McCrea, J. D. and Mielke, E. W. [1991], Chern-Simons terms in metric-affine space-time - Bianchi identities as Euler-Lagrange equations. *Journal of Mathematical Physics* **32**:2169-2180.

- 
34. Hehl, F. W. and Y. N. Obukhov [1983], *Foundations of Classical Electrodynamics Charge, Flux, and Metric*, Birkhäuser, Boston.
  35. Heinicke, C. and Baekler, P. and Hehl, F. W. [2005], Einstein-aether theory, violation of Lorentz invariance, and metric-affine gravity. *Physical Review D* **72**(2):025012.
  36. Hehl, F.W. and Y. N. Obukhov [2007], Éli Cartan's torsion in geometry and in field theory, an essay. *Annales de la Fondation Louis de Broglie* **32**(2-3):157-194.
  37. Kanso, E., M. Arroyo, Y. Tong, A. Yavari, J.E. Marsden, and M. Desbrun [2007], On the geometric character of force in continuum mechanics, *Zeitschrift für Angewandte Mathematik und Physik (ZAMP)* **58**(5):843-856.
  38. Katanaev, M.O. and I.V., Volovich [1992], Theory of defects in solids and 3-dimensional gravity, *Annals of Physics* **216**: 1-28.
  39. Kondo, K. [1955a], Geometry of elastic deformation and incompatibility, *Memoirs of the Unifying Study of the Basic Problems in Engineering Science by Means of Geometry*, (K. Kondo, ed.), vol. 1, Division C, Gakujutsu Bunken Fukyo-Kai, 1955, pp. 5-17.
  40. Kondo, K. [1955b], Non-Riemannian geometry of imperfect crystals from a macroscopic viewpoint, *Memoirs of the Unifying Study of the Basic Problems in Engineering Science by Means of Geometry*, (K. Kondo, ed.), vol. 1, Division D-I, Gakujutsu Bunken Fukyo-Kai, 1955, pp. 6-17
  41. Kröner, E. and Seeger, A. [1959], Nicht-lineare elastizitätstheorie der versetzungen und eigenspannungen. *Archive for Rational Mechanics and Analysis* **3**(2):97-119.
  42. Kröner, E. [1960], Allgemeine kontinuumstheorie der versetzungen und eigenspannungen. *Archive for Rational Mechanics and Analysis* **4**(4):273-334.
  43. Kröner, E. [1996], Dislocation theory as a physical field theory, *Mechanica* **31**:577-587.
  44. Kröner, E. and Anthony, K. H. [1975], Dislocations and disclinations in material structures - Basic topological concepts. *Annual Review of Materials Science* **5**:43-72.
  45. Kröner, E. [1992], The internal mechanical state of solids with defects, *International Journal of Solids and Structures* **29**: 1849-1857.
  46. Kröner, E. [1995], Dislocations in crystals and in continua - A confrontation, *International Journal of Engineering Science* **15**: 2127-2135.
  47. Lazar, M. [2004], An elastoplastic theory of dislocations as a physical field theory with torsion, *Journal of Physics A - Mathematical and General* **35**: 1983-2004.
  48. Le, K.C. and H., Stumpf [1995], Nonlinear continuum theory of dislocations, *International Journal of Engineering Science* **34**: 339-358.
  49. Le, K. C. and Stumpf, H. [1996], A model of elastoplastic bodies with continuously distributed dislocations. *International Journal of Plasticity* **12**:611-627.
  50. Lee, E. H. and Liu, D. T. [1967], Finite-strain elastic-plastic theory with application to plane-wave analysis. *Journal of Applied Physics* **38**:19-27.
  51. Lee, J.M. [1997], *Riemannian Manifold An Introduction to Curvature*, Springer-Verlag, New York.
  52. Lopez-Pamies, O. [2010], A new  $I_1$ -based hyperelastic model for rubber elastic materials. *Comptes Rendus Mecanique* **338**:3-11.
  53. Madsen, I.H., and J. Tornehave [1997], *From Calculus to Cohomology : De Rham Cohomology and Characteristic Classes*, Cambridge University Press, United Kingdom.
  54. Marsden, J.E. and T.J.R. Hughes [1983], *Mathematical Foundations of Elasticity*, Dover, New York.
  55. Miri, M and N., Rivier [2002], Continuum elasticity with topological defects, including dislocations and extra-matter, *Journal of Physics A - Mathematical and General* **35**: 1727-1739.
  56. Misner, C.W., Thorne, K.S., and Wheeler, J.A. [1973], *Gravitation*, W.H. Freeman and Company, New York.
  57. Mura, T. [1982], *Micromechanics of Defects in Solids*, Martinus Nijhoff, The Hague.

- 
58. Nakahara, M. [2003], *Geometry, Topology and Physics*, Taylor & Francis, New York.
  59. Nester, J. M., [2010] Normal frames for general connections. *Annalen Der Physik* **19**(1-2):45-52.
  60. Ni, W. T. [1981], Conditions for an affine manifold with torsion to have a Riemann-Cartan structure. *Mathematical Proceedings of the Cambridge Philosophical Society* **90**:517-527.
  61. Noll, W. [1967], Materially uniform simple bodies with inhomogeneities, *Archive for Rational Mechanics and Analysis* **27**: 1 - 32.
  62. Nye, J. F. [1953], Some geometrical relations in dislocated crystals, *Acta Metallurgica* **1**(2): 153 - 162.
  63. Ozakin, A. and A. Yavari [2009], A geometric theory of thermal stresses, *Journal of Mathematical Physics* **51**, 032902, 2010.
  64. Ozakin, A. and A. Yavari [2011], Affine development of curves in Riemann-Cartan manifolds and the Burgers vector of dislocation mechanics, submitted, 2011.
  65. Petti, R. J. [1986], On the Local Geometry of Rotating Matter. *General Relativity and Gravitation* **18**(5):441-460.
  66. Rosakis, P. and Rosakis, A. J. [1988], The Screw dislocation problem in incompressible finite elastostatics - a discussion of nonlinear effects. *Journal of Elasticity* **20**(1):3-40.
  67. Ruggiero, M.L. and A., Tartaglia [2003], Einstein-Cartan theory as a theory of defects in space-time, *American Journal of Physics* **71**: 1303 - 1313.
  68. Schouten, J.A. [1926], *Ricci-Calculus: An Introduction to Tensor Analysis and its Geometrical Applications*, Springer-Verlag, Berlin.
  69. Seeger, A. [1961], Recent advances in the theory of defects in crystals. *Physica Status Solidi (b)* **1**(7):669-698.
  70. Simo, J.C. and J.E. Marsden [1984], On the rotated stress tensor and the material version of the Doyle-Ericksen formula, *Archive for Rational Mechanics and Analysis* **86**: 213 - 231.
  71. Simo, J. C. [1988], A Framework for finite strain elastoplasticity based on maximum plastic dissipation and the multiplicative decomposition. Part I. Continuum formulation. *Computer Methods in Applied Mechanics and Engineering* **66**(2):199-219.
  72. Sternberg, S. [1999], *Lectures on Differential Geometry*, American Mathematical Society, New York.
  73. Tod, K. P. [1994], Conical singularities and torsion. *Classical and Quantum Gravity* **11**:1331-1339.
  74. Truesdell, C. [1953], The physical components of vectors and tensors, *ZAMM* **33**: 345-356.
  75. Trzęsowski, A. [1993], Geometrical and physical gauging in the theory of dislocations, *Reports on Mathematical Physics* **32**: 71-98.
  76. Vanžurová, A. [2008], Metrization problem for linear connections and holonomy algebras. *Archivum Mathematicum (Brno)* **44**: 511-521.
  77. Vanžurová, A. and P. Záčková [2008], Metrization of connections on two-manifolds. *Acta Universitatis Palackianae Olomucensis. Facultas Rerum Naturalium. Mathematica* **48**: 157-170.
  78. Vargas, J. .G. and D. G. Torr [1991], Conservation of vector-valued forms and the question of the existence of gravitational energy-momentum in general relativity. *General Relativity and Gravitation*, **23**(6):713-732.
  79. Wang, C. C. [1967], On geometric structures of simple bodies, a mathematical foundation for the theory of continuous, *Archive for Rational Mechanics and Analysis* **27**: 33 - 94.
  80. Weitzenböck, R. [1923], *Invariantentheorie*, P. Noordhoff, Groningen.
  81. Willis, J. R. [1967], Second-order effects of dislocations in anisotropic crystals. *International Journal of Engineering Science* **5**(2):171-190.
  82. Yavari, A., J. E. Marsden and M. Ortiz [2006], On the spatial and material covariant balance laws in elasticity, *Journal of Mathematical Physics* **47**: 042903; 85 - 112.

- 
83. Yavari, A. and A. Ozakin [2008] Covariance in linearized elasticity. *Zeitschrift für Angewandte Mathematik und Physik (ZAMP)* **59**(6):1081-1110.
  84. Yavari, A. [2008], On geometric discretization of elasticity. *Journal of Mathematical Physics* **49**:022901.
  85. Yavari, A. and J.E. Marsden [2009], Covariant balance laws in continua with microstructure. *Reports on Mathematical Physics* **63**(1):1-42.
  86. Yavari, A. and J.E. Marsden [2009], Energy balance invariance for interacting particle systems. *ZAMP* **60**(4):723-738.
  87. Yavari, A. [2010] A geometric theory of growth mechanics. *Journal of Nonlinear Science* **20**(6):781-830.
  88. Yavari, A. and A. Ozakin [2011] Elasticity in a deforming ambient space, under review.
  89. Zubov, L.M. [1997], *Nonlinear Theory of Dislocations and Disclinations in Elastic Bodies*, Springer, Berlin.



## RECENT REPORTS

35/11	Modelling a Tethered Mammalian Sperm Cell undergoing Hyper-activation	Curtis Kirkman-Brown Connolly Gaffney
36/11	A simple mathematical model for investigating the effect of cluster roots on plant nutrient uptake	Zygalakis Roose
37/11	Frequency jumps in the planar vibrations of an elastic beam	Neukirch Frelat Goriely Maurini
38/11	Ice-lens formation and con- nament-induced supercooling in soils and other colloidal materials	Style Cocks Peppin Wettlaufer
39/11	An asymptotic theory for the re-equilibration of a micellar surfac- tant solution	Griffiths Bain Breward Chapman Howell Water
40/11	Higher-order numerical methods for stochastic simulation of chemical reaction systems	Székely Burrage Erban Zygalakis
41/11	On the modelling and simulation of a high pressure shift freezing process	Smith Peppin Ángel M. Ramos
42/11	An efficient implementation of an implicit FEM scheme for fractional-in-space reaction-diffusion equations	Burrage Hale Kay
43/11	Coupling fluid and solute dynamics within the ocular surface tear film: a modelling study of black Line osmolarity	Zubkov Breward Gaffney
44/11	A prototypical model for tensional wrinkling in thin sheets	Davidovitch Schroll Vella Adda-Bedia Cerde
45/11	A fibrocontractive mechanochemical model of dermal wound clo- sure incorporating realistic growth factor	Murphy Hall Maini McCue McElwain
46/11	A two-compartment mechanochemical model of the roles of trans- forming growth factor $\beta$ and tissue tension in dermal wound heal- ing	Murphy Hall Maini McCue McElwain

49/11	The kinetics of ice-lens growth in porous media	Style Peppin
50/11	Wound healing angiogenesis: the clinical implications of a simple mathematical model	Flegg Byrne Flegg McElwain
51/11	Wound healing angiogenesis: the clinical implications of a simple mathematical model	Du Gunzburger Lehoucq Zhou
52/11	Image Inpainting based on coherence transport with Adapted distance functions	März
53/11	Surface growth kinematics via local curve evolution	Moulton Goriely
54/11	A multiple scales approach to evaporation induced Marangoni convection	Hennessey Münch
55/11	The dynamics of bistable liquid crystal wells	Luo Majumdar Erban
56/11	Real-Time Fluid Effects on Surfaces using the Closest Point Method	Auer Macdonald Treib Schneider Westermann
57/11	Isolating intrinsic noise sources in a stochastic genetic switch	Newby

**Copies of these, and any other OCCAM reports can be obtained from:**

**Oxford Centre for Collaborative Applied Mathematics  
Mathematical Institute  
24 - 29 St Giles'  
Oxford  
OX1 3LB  
England**

**[www.maths.ox.ac.uk/occam](http://www.maths.ox.ac.uk/occam)**