

Risk in Dynamic Arbitrage: Price Effects of Convergence Trading*

Péter Kondor

London School of Economics

September 12, 2006

Abstract

This paper studies the adverse price effects of convergence trading. I assume two assets with identical cash flows traded in segmented markets. Initially, there is gap between the prices of the assets, because local traders face asymmetric temporary shocks. In the absence of arbitrageurs, the gap remains constant until a random time when the difference across local markets disappears. While arbitrageurs' activity reduces the price gap, it also generates potential losses: the price gap widens with positive probability at each time instant. With the increase of arbitrage capital on the market, the predictability of the dynamics of the gap decreases, and the arbitrage opportunity turns into a risky speculative bet. In a calibrated example I show that the endogenously created losses alone can explain episodes when arbitrageurs lose most of their capital in a relatively short time.

JEL classification: G10, G20, D5.

Keywords: Convergence trading; Limits to arbitrage; Liquidity crisis

1 Introduction

It has been widely observed that prices of fundamentally very similar assets can differ significantly. Perhaps the best known examples are the so-called “Siamese twin stocks” (e.g. Royal Dutch Petroleum /Shell Transport and Trade, Unilever NV/Unilever PC, SmithKline Beckman/Beecham Group) which represent claims on virtually identical cash-flows, yet their price differential fluctuates substantially around the theoretical parity.¹ Financial institutions speculating on the convergence of prices of similar assets (whom I will loosely refer to as “arbitrageurs”) can suffer large losses if diverging prices force them to unwind some of their positions. The spectacular collapse of the Long-Term Capital

*Email address: p.kondor@lse.ac.uk. This paper is part of my PhD thesis. I am grateful for the guidance of Hyun Shin and Dimitri Vayanos and the helpful comments from Péter Benczúr, Margaret Bray, Markus Brunnermeier, Darrell Duffie, Doug Diamond, Zsuzsi Elek, Antoine Faure-Grimaud, Miklós Koren, John Moore, Andrei Shleifer, Jakub Steiner, Jeremy Stein, Gergely Ujhelyi, Pietro Veronesi, Wei Xiong and seminar participants at Berkeley, Central Bank of Hungary (MNB), CEU, Chicago, Columbia, Harvard, HEC, INSEAD, LBS, LSE, MIT, NYU, Princeton, Stanford, UCL, Wharton and the 2005 European Winter Meeting of the Econometric Society in Istanbul. All remaining errors are my own. I gratefully acknowledge the EU grant “Archimedes Prize” (HPAW-CT-2002-80054), the GAM Award and the financial support from the MNB.

¹See Lamont and Thaler (2003) and Froot and Dabora (1999) for details.

Management hedge fund in 1998 is frequently cited as an example of this phenomenon.² In this paper I argue that the possibility of similar episodes is an equilibrium consequence of the competition of arbitrageurs with limited capital. In contrast to previous models,³ the presented mechanism is not a result of the amplification of exogenous adverse shocks. Instead, it is based on an efficiency argument. Arbitrageurs' competition generates the possibility of losses, because without these the investment opportunity would be too attractive to exist in equilibrium. In a calibrated example I show that these endogenously created losses alone can explain episodes when arbitrageurs lose most of their capital in a relatively short time.

I present an analytically tractable, stochastic, general equilibrium model of convergence trading. I assume two assets with identical cash flows traded in a local market each. The two markets are segmented for local traders. Initially, there is a gap between the prices of the assets because local traders' hedging needs differ. In each time instant the difference across local markets disappears with positive probability. Therefore, in the absence of arbitrageurs, the gap remains constant until a random time when it disappears. I label this interval with asymmetric local demand a *window* of arbitrage opportunity. Arbitrageurs can profit from the temporary presence of the window by taking opposite positions in the two markets. Arbitrageurs have limited capital. To take a position, they have to be able to collateralize their potential losses. If their trades did not affect prices, the development of the gap would provide a one-sided bet as prices could only converge. However, by trading, they endogenously determine the size of the gap as long as the window is open. At the same time, arbitrageurs have to decide how to allocate their capital over time given the uncertain characteristics of future arbitrage opportunities, i.e., the development of the price gap.⁴ Thus, there is interdependence between arbitrageurs' optimal strategies and the pattern of future arbitrage opportunities.

The main result of this paper is that in the unique robust equilibrium, arbitrageurs' individually optimal strategies generate losses in the form of widening price gaps. Essentially, opportunities which

²For detailed analysis of the LTCM crisis see e.g. Edwards (1999), Loewenstein (2000), MacKenzie (2003). Although after the collapse of the LTCM many market participants made changes to their risk-management systems to avoid similar events, it is clear that financial markets are still prone to similar liquidity crises. A recent example is the turbulence in May 2005 connected to the price differential between General Motors stocks and bonds:

“The big worry is that an LTCM-style disaster is occurring with hedge funds as they unwind GM debt/stock trade (a potential Dollars 100bn trade across the industry) at a loss, causing massive redemptions from convert arb funds, forcing them to unwind other trades, and so on, leading to a collapse of the debt markets and then all financial markets.” (Financial Times, US Edition, May 23, 2005)

³Apart from the seminal paper of Shleifer and Vishny (1997) and the following literature on limits to arbitrage (e.g. Xiong, 2001, Kyle and Xiong, 2001, Gromb and Vayanos, 2002), there is also a related literature which concentrates on endogenous risk as a result of amplification due to financial constraints (e.g. Danielsson and Shin, 2002, Danielsson et al. 2002, 2004, Morris and Shin, 2004, Bernardo and Welch, 2004). Relatedly, Brunnermeier and Pedersen (2005) show that predatory trading of non-distressed traders can also amplify exogenous liquidity shocks.

⁴My focus on the timing of arbitrage trades connects this work to Abreu and Brunnermeier (2002, 2003). However, my problem is different. They analyze a model in which the development of the gap between a price of an asset and its fundamental value is exogenously given and informational asymmetries cause a coordination problem in strategies over the optimal time to exit the market. In the model of this paper, information is symmetric, arbitrageurs want to be on the market when others are not (i.e., there is strategic substitution instead of complementarity), and my focus is the endogenous determination of the price gap. Furthermore, I do not model a bubble, but the endogenous development of a price gap, which cannot increase above a certain level.

are “too attractive” have to be eliminated in equilibrium. In particular, in each time instant the expected gains and expected losses provided by the dynamics of the gap have to be such that arbitrageurs are indifferent about when to invest a particular unit of capital. Otherwise, no arbitrageur would choose the dominated times. If there were an interval when the gap did not widen when the window remained open, investing in the starting point of this interval would dominate saving capital for later points. This is so because in this hypothetical case, the investment opportunity is not getting more profitable, and there is the additional risk that the window closes during the interval. But if arbitrageurs do not save capital for later time points, the gap will widen.⁵ Hence, the competition of arbitrageurs transforms the price process in a fundamental way. Without arbitrageurs the price gap could only converge. While arbitrageurs’ activity reduces the price gap, it also generates potential losses: the price gap keeps widening for arbitrarily long with positive probability. The robust equilibrium is selected from a large number of possible equilibria by a simple selection method. This is the only equilibrium which is compatible with the presence of arbitrarily small holding cost like a shorting fee.

I demonstrate with the help of a calibrated example that the losses created by the competition of arbitrageurs can be quantitatively substantial. In particular, these endogenous losses alone are enough to cause arbitrageurs to lose most of their capital in a relatively short time with positive probability.

The robust equilibrium illustrates how arbitrageurs’ competition transforms the arbitrage opportunity. The change of the gap is highly predictable when arbitrageurs are not present on the market: prices can only converge, just the time of the convergence is uncertain. When arbitrageurs enter the market, divergence of price will be possible and the predictability of the change of the gap decreases. The more active arbitrage-capital enters the market, the more similar the dynamics of the gap gets to a martingale process of unpredictable gap changes. Thus, arbitrageurs’ competition transforms the arbitrage opportunity into a standard speculative bet where the probability weighted gains exceed the probability weighted losses less and less. This implies that the presence of price differentials between very similar assets does not imply the lack of arbitrage activity. In the robust equilibrium, the gap is never fully eliminated and occasionally can be substantial. The valid question to value the activity of arbitrageurs is to what extent the dynamics of the price gap is predictable.

The analytical tractability of my model stems from the reduced state space in the presented structure. The state of the window influences the distribution of the price gap in a trivial manner. If the window closes in a given time instant, then the price gap jumps to zero at that time and the world ends. It is thus sufficient to characterize the path of the price gap conditional on an open window. This results in a one-dimensional system, where one state variable, time (or equivalently the aggregate level of capital at that point in time) determines the equilibrium development of the price gap and the aggregate portfolio of arbitrageurs.

The model belongs to the literature on general equilibrium analysis of risky arbitrage (e.g., Gromb

⁵Interestingly, the argument is similar to the text-book mechanism of full elimination of price discrepancies by risk-neutral arbitrageurs with unlimited capital. There, price discrepancies providing positive expected profit would attract large investments and would be eliminated. In my case, price gaps which cannot diverge would be similarly attractive possibilities and would be eliminated. This mechanism provides “limited-arbitrage-free prices”.

and Vayanos, 2002, Zigrand, 2004, Xiong, 2001, Kyle and Xiong, 2001, Basak and Croitoru, 2000). However, to the best of my knowledge, this paper is the first to show that competition of arbitrageurs alone can generate losses. In contrast to previous models focusing on potential losses in convergence trading (Shleifer and Vishny, 1997, Xiong, 2001, Gromb and Vayanos, 2003, Liu and Longstaff, 2004), my mechanism is not based on the amplification of exogenous shocks by the capital constraint. Instead, it is based on an efficiency argument. The reason for my unique finding is that this is the first attempt to analyze the price effect of arbitrageurs whose dynamic portfolio choice is influenced by uncertain future arbitrage possibilities over a long time span. Shleifer and Vishny (1997) and Gromb and Vayanos (2002) touch upon one of the elements of the presented mechanism. Allowing uncertainty of future opportunities in one period only, they show that arbitrageurs may be reluctant to take a maximal position as they fear that they will make losses when the arbitrage possibility will be the most attractive. I show that allowing uncertainty over a longer time span, this consideration is sufficient to transform the price process in a systematic way.

In spirit, my paper is close to Liu and Longstaff (2004) who argue that arbitrage with limited capital might lead to substantial losses. However, in their model, this is a result of an exogenously defined price process, while my focus is on the determination of the price process. The closest paper to the stochastic structure of the model presented here is Xiong (2001) as he also considers arbitrage possibilities which are available for an uncertain time span. However, a crucial difference is that in his model, because of arbitrageurs' specific preferences, the uncertainty over future arbitrage opportunities does not influence the decisions of arbitrageurs. Furthermore, his results rely mostly on numerical results, while my equilibrium can be fully characterized analytically.

This paper proceeds as follows. In section 2, I present the structure of the model. In section 3, I derive the unique robust equilibrium. In section 4, I discuss the results and in section 5, I analyze the robustness of the equilibrium. Finally, I conclude.

2 A simple model of risky arbitrage

The structure of the model is based on three groups of agents: two groups of local traders in each of two markets and a group of arbitrageurs taking positions on both markets. A temporary asymmetry in the demand curves of local traders creates an arbitrage opportunity. As the asymmetry disappears in finite time with probability 1, so does the arbitrage opportunity. As arbitrageurs can take positions on both markets, they can exploit the price discrepancy. They are the focus of my analysis. They have limited capital so they have to decide how to allocate it over time given the distribution of future arbitrage opportunities, i.e., the development of the price gap in the future. Their strategies in turn determine the development of the price gap through market clearing. Hence, there is interdependence between the distribution of future arbitrage opportunities and the individual strategies of arbitrageurs.

First, I describe the available assets in the economy, then I introduce traders and finally I present arbitrageurs.

2.1 Assets

There are two markets represented by two islands, $i = A, B$. On each island a single risky asset is traded. I will call them A -asset and B -asset respectively. Both assets are in zero net supply. The two assets of the two islands have identical payoff structure: both pay an $\tilde{R}(t_d)$ dividend regularly, at each time of $t_d = \Delta_d, 2\Delta_d, \dots$, where $\tilde{R}(t_d)$ is random, i.i.d., and distributed according to the cumulative distribution function $F(\tilde{R})$ of bounded support with mean $E(\tilde{R})$ and Δ_d is an arbitrary positive constant. Time is infinite and, except of the discrete timing of the dividend payments, the time of the model, t , is continuous. A riskless bond with a zero net return is available on both islands as a storage technology.

2.2 Local traders and the window of arbitrage opportunity

Each island is inhabited by a continuum of local traders: A -traders live on island A and B -traders live on island B . Each local trader can trade only with the asset on her own island⁶ and they are price takers. In the main text, I take local traders' demand curves as the primitives of the model. I provide possible microfoundations for the demand curve in Appendix A.1.

The inverse demand curve of a representative local trader on island i in a given time t is

$$p^i(t) = d^i(\theta^i(t), \tilde{p}^i(h)_{h>t})$$

for $i = A, B$ where $\theta^i(t)$ is the demand for the asset for the given price and $\tilde{p}^i(h)_{h>t}$ is a stochastic function representing the possible prices in the future. The arbitrage possibility arises because demand curves differ initially across the two islands. Demand curves differ until a random time \tilde{t} . In particular, for any $t < \tilde{t}$

$$d^A(\theta^i(t), \tilde{p}^A(h)_{h>t}) = p^A(t) > p^B(t) = d^B(\theta^i(t), \tilde{p}^B(h)_{h>t}),$$

i.e., for the same possible future prices A -traders are willing to hold the same amount of assets only for a higher price. At time \tilde{t} , demand curves jump to the same level to

$$d^c(\theta^i(t), \tilde{p}^c(h)_{h>t}) = p^A(t) = p^B(t) = d^c(\theta^i(t), \tilde{p}^c(h)_{h>t})$$

where $\tilde{p}^c(h)_{h>t}$ is the stochastic function of future prices when demand curves coincide. I call the interval between time 0 and \tilde{t} a *window* of arbitrage opportunity of random length. I also use the term that the window is *open* before time \tilde{t} and closes at time \tilde{t} . The distribution of \tilde{t} is exponential: given that the window is still open, the hazard rate, δ , that the window closes is constant in time. To endogenize price process when the window is closed, in Appendix A.1 I allow for the possibility of reopening windows. However, in the main text I focus only on the first window, so for all practical purposes, we can think of the random time \tilde{t} as the end of the model-time and the price of the asset

⁶As my focus is not the source of the arbitrage possibility, I take market segmentation for local traders as given. Gromb and Vayanos (2002) and Zigrand (2004) use similar assumptions. Nieuwerburgh and Veldkamp (2005) provide a mechanism which results in endogenous market segmentation.

when the window is closed, $p^A(\tilde{t}) = p^B(\tilde{t}) = p^c$, as an exogenous constant. This treatment simplifies the exposition without changing the results.

From the point of view of the analysis, the exact cause of the temporary difference in the demand curves is immaterial. It can be an asymmetric shock to risk-aversion, to local traders' income or any other type of demand shock.⁷ The structure intends to catch the intuition that prices of similar assets which are traded by different groups of traders can temporarily differ if arbitrageurs do not eliminate the price gap. The focus of this analysis is the activity of arbitrageurs in such cases.

To be able to concentrate on arbitrageurs' activity, it is necessary to keep the behavior of local traders as simple as possible. An important simplification is that the inverse demand functions of local traders do not have backward looking components.

Assumption 1 *The inverse demand curves $d^i(\theta^i(t), \tilde{p}(h)_{h>t})$ do not depend on past holdings of local traders or past prices, $\theta^i(u), p(u)$, for $u < t$, and $i = A, B$.*

This assumption implies that the analysis abstracts away from the wealth effects of past gains or losses on local traders' demand. In the microfoundation provided in Appendix A.1, these features are justified by new local traders entering in each time instant with fixed trading horizon. However, the intuition of the main results would also go through with more general demand functions.

Assumption 1 and the i.i.d. distribution of dividends imply that the only source of uncertainty influencing prices will be the state of the window.⁸ Hence, the conditional distribution of future prices $\tilde{p}^i(h)_{h>t}$ given that $t < \tilde{t}$ is characterized by p^c and a deterministic function, $p^i(h)_{h>t}$:

$$\tilde{p}^i(h)_{h>t} |_{t<\tilde{t}} = \left\{ \begin{array}{ll} p^i(h)_{h>t} & w.p. \quad e^{-\delta h} \\ p^c & w.p. \quad 1 - e^{-\delta h} \end{array} \right\}$$

where $p^i(h)_{h>t}$ is the price in island i at time h if the window is still open. Hence, we can write inverse demand functions as

$$p^i(t) = d^i(\theta^i(t), p^i(h)_{h>t}, p^c). \quad (1)$$

Naturally, all realized prices depend on the equilibrium actions of different groups of agents.

For a moment, let us assume that there are no arbitrageurs who trade between markets, so each market has to clear separately. I will refer to this case as autarchy. In autarchy, the aggregate supply of the risky asset which has to be held on each island is zero unit. It is natural to suspect that the price process will remain constant if neither the quantity, θ , nor the state of the window changes, i.e. in autarchy $\theta^i(t) = 0$ and $p^i(t) \equiv p^{i*}$. Hence, autarchy prices of p^{A*}, p^{B*} are given as the solution of

⁷In the appendix, an example is provided where initially local traders have different, non-tradable, stochastic endowments which imply different hedging needs. This difference in the endowments disappears in period \tilde{t} .

⁸This would not be true if arbitrageurs, who give the other side of the market, were allowed to use the same external randomization device to coordinate their actions. As I discuss it at the presentation of the arbitrageurs, I rule this possibility out.

the following equations

$$p^{A*} = d^A(0, p^{A*}, p^c) \quad (2)$$

$$p^{B*} = d^B(0, p^{B*}, p^c) \quad (3)$$

where the constants as the second arguments of the demand functions denote constant functions. The next assumption states that autarchy prices are well defined. This is guaranteed in the example provided in Appendix A.1.

Assumption 2 *There is a unique solution, p^{A*}, p^{B*} of equations (2)-(3) for p^c and $p^{B*} < p^c < p^{A*}$.*

In the absence of arbitrageurs, the gap between the prices of the two assets is constant. In particular, $g^* \equiv p^{A*} - p^{B*}$, when the window is open and it is 0 when the gap is closed. Without loss of generality I will assume that $g^* > 0$. Since in autarchy the gap is constant until the uncertain time when it closes, it would provide a safe and very profitable bet for anyone who could trade on both markets.

The following assumptions ensure that the inverse demand curves are well behaving.

Assumption 3 *For any future prices, $p^c, p^i(h)_{h>t}$ where $p^A(h)_{h>t}, p^B(h)_{h>t} \in [p^{B*}, p^{A*}]$, there exists a positive, finite, minimal $\bar{\theta} = \bar{\theta}(p^A(h)_{h>t}, p^B(h)_{h>t})$ such that*

$$d^A(\bar{\theta}, p^A(h)_{h>t}, p^c) - d^B(-\bar{\theta}, p^B(h)_{h>t}, p^c) = 0.$$

Assumption 4 *Let us define $\bar{\theta}^{\max}$ as*

$$\bar{\theta}^{\max} = \max_{p^A(h)_{h>t}, p^B(h)_{h>t} \in [p^{B*}, p^{A*}]} \bar{\theta}(p^A(h)_{h>t}, p^B(h)_{h>t}).$$

Then the inverse demand functions, $d^i(\theta^i(t), p^i(h)_{h>t}, p^c)$, $i = A, B$ exist, continuous and differentiable in t for any $\theta^A(t) \in [\bar{\theta}^{\max}, 0]$, $\theta^B(t) \in [0, -\bar{\theta}^{\max}]$ and $p^A(h)_{h>t}, p^B(h)_{h>t} \in [p^{B}, p^{A*}]$.*

Assumption 5 *Let us suppose that there is a θ^+ which satisfies*

$$p^{A+} - p^{B+} = d^A(\theta^+, p^{A+}, p^c) - d^B(-\theta^+, p^{B+}, p^c)$$

where the constants as the second arguments of the demand functions denote constant functions. Then $p^{A+} - p^{B+} > g^$ implies $\theta^+ < 0$ and $p^{A+} - p^{B+} < 0$ implies $\theta^+ > 0$. Furthermore, for every such θ^+ there are sufficiently small open sets around θ^+ and p^{i+} that the inverse demand function is continuous in these sets.*

Assumption 6 *Suppose that $(p^{i+}(h)_{h \geq t}, p^c, \theta^{i+}(t))$ and $(p^{i-}(h)_{h \geq t}, p^c, \theta^{i-}(t))$ are two combinations of prices and quantities which satisfy the demand function for trader i . and $\theta^{A+}(t), \theta^{A-}(t) \in [0, \bar{\theta}^{\max}]$, $\theta^{B+}(t), \theta^{B-}(t) \in [-\bar{\theta}^{\max}, 0]$ and $p^{i+}(h)_{h>t}, p^{i-}(h)_{h>t} \in [p^{B*}, p^{A*}]$. If for all $h > t$*

which $\frac{\partial d^i(\cdot)}{\partial p^i(h)} \neq 0$, the distribution of possible pay-offs $\tilde{p}^{i+}(h) - p(t) + \tilde{R}_h$ stochastically dominates $\tilde{p}^{i-}(h) - p(t) + \tilde{R}_h$ in the first order sense, then $\theta^{i+}(t) > \theta^{i-}(t)$.

Assumption 3 is an innocuous requirement that the price gap can be eliminated with sufficiently large, opposite positions on the two markets. Assumption 4 defines a relevant domain where continuous inverse demand functions have to exist. Assumption 5 is a weak regularity requirement which has to hold outside of this relevant domain of the inverse demand functions. It requires that as long as arbitrageurs keep selling the expensive A asset and buying the cheap B asset and the price gap remains constant if the window survives, the gap cannot increase above g^* . Similarly, as long as arbitrageurs do the opposite, the price of the B -asset cannot exceed the price of the A -asset. Although, I will use Assumption 6 in other ways in the proofs too, its main role is that it directly implies the following lemma.

Lemma 1 For any $\theta^A(t) \in [\bar{\theta}^{\max}, 0]$, $\theta^B(t) \in [0, -\bar{\theta}^{\max}]$ and $p^A(h)_{h>t}, p^B(h)_{h>t} \in [p^{B*}, p^{A*}]$, $\frac{\partial d^i(\cdot)}{\partial \theta^i(t)} < 0$.

This Lemma shows that inverse demand functions are downward sloping in the relevant domain.

In Appendix A.1 I show that Assumptions 1-6 are automatically satisfied under some standard assumptions about the utility functions of local traders.

2.3 Arbitrageurs

Because of the asymmetric demand shocks on the two markets, if markets on the two islands clear separately, there will be a price differential of g^* between asset prices, although the assets have identical dividend structure. Arbitrageurs can reduce this gap by taking positions on both markets. Arbitrageurs are the model-equivalent of global hedge funds with the resources and the expertise to discover such price anomalies and to take positions in distant local markets. Arbitrageurs live forever, they are risk neutral and operate in a competitive environment: they are small and they have a unit mass. Arbitrageurs take positions $x^i(t)$ on island $i = A, B$. To keep our analysis simple I assume that arbitrageurs face symmetric local markets in the following sense.

Assumption 7 If $p^A(h) - p^c = p^c - p^B(h)$ for all $h > t$ then

$$d^A(x(t), p^A(h)_{h>t}, p^c) - p^c = p^c - d^B(-x(t), p^B(h)_{h>t}, p^c).$$

Furthermore, $E(\tilde{R}(t_d)) = 0$.

The main reason to make this assumption is to ensure that arbitrageurs take exactly opposite positions on the two markets, i.e., $x^A(t) = -x^B(t) = x(t)$. If markets are symmetric, choosing an optimal strategy for one of the markets and doing the exact opposite on the other markets must be optimal. This property makes the model much more tractable without the loss of any significant

intuitive content.⁹ A possible interpretation of this property is that arbitrageurs engage in *market neutral arbitrage trades*. I call the composite asset of one long unit of the B -asset and one short unit of the A -asset the *gap asset*. I will show that in equilibrium $x(t)$ is non-negative, i.e., arbitrageurs always buy the cheap asset and sell the more expensive one. I will label such strategy as *short selling $x(t)$ unit of the gap*.

Note that if arbitrageurs were not financially constrained, the strategy of short selling the gap would be riskless and would lead to unbounded profit. However, because of the financial constraints specified below, sometimes arbitrageurs are forced to liquidate before the prices of the assets converge, which can (and in equilibrium will) lead to losses. In effect, their strategy is neutral only to the random payoff of the assets, $\tilde{R}(t_d)$, but not to the endogenous fluctuations of relative prices caused by the random time of \tilde{t} and arbitrageurs' trades. Consequently, their arbitrage strategy is risky.

When the window is closed, demand curves in the two markets coincide, the arbitrage opportunity disappears and arbitrageurs stay inactive. This validates our treatment of the price p^c as a constant. I focus on the dynamic strategies of arbitrageurs during the interval of the open window of arbitrage opportunity. From the assumptions on the demand of traders, it is simple to construct the inverse demand function for the gap asset

$$f(\bar{x}(t), p^A(h)_{h>t}, p^B(h)_{h>t}) \equiv d^A(\bar{x}(t), p^A(h)_{h>t}, p^c) - d^B(-\bar{x}(t), p^B(h)_{h>t}, p^c)$$

which determines the gap $g(t) \equiv p^A(t) - p^B(t)$ as a function of arbitrageurs' aggregate position $\bar{x}(t)$ and future prices given that the window is still open. To keep the notation clear, I use $\tilde{g}(t)$ for the size of the gap as a stochastic function while $g(t)$ will denote the realized gap in the case that $t < \tilde{t}$. Thus, the conditional distribution of $\tilde{g}(h)_{h>t}$ given that the window was open in time t is

$$\tilde{g}(h)_{h>t} | t < \tilde{t} = \left\{ \begin{array}{lll} 0 & w.p. & 1 - e^{-\delta h} \\ g(h) & w.p. & e^{-\delta h} \end{array} \right\}.$$

Because of Assumption 7, prices on the two markets will be always symmetric:

$$g(t) = 2(p^A(t) - p^c).$$

Thus, we can use the simpler notation of

$$g(t) = f(\bar{x}(t), g(h)_{h>t}).$$

The assumptions on local demand curves also imply the most important properties of $f(\cdot)$. The inverse demand function for the gap asset, $f(\bar{x}(t), g(h)_{h>t})$ exists and continuous if $\bar{x}(t) \in [0, \bar{\theta}^{\max}]$ and

⁹The example of the microfoundation provided in Appendix A.1 satisfies this property. Both Xiong (2001) and Gromb and Vayanos (2002) make assumptions to ensure that arbitrageurs do not take asymmetric positions across local markets. It simplifies the analysis substantially, because it implies that arbitrageurs' trades are neutral to the uncertainty of assets' payoff, $\tilde{R}(t_d)$. Xiong (2001) makes a direct assumption, while Gromb and Vayanos (2002) assume that traders have CARA utility and opposite endowment shocks very similarly to the structure in our example in Appendix A.1.

$g(h)_{h>t} \in [0, g^*]$ and it is decreasing in $\bar{x}(t)$. If there is no arbitrage activity either at present or in the future, the gap is g^* . Thus, in terms of $f(\cdot)$, the autarchy price is given as $g^* = f(0, g^*)$.

Each arbitrageur starts her activity with the same amount of capital¹⁰, $v(0) = \bar{v}_0$, where \bar{v}_0 is also the aggregate capital available in the economy at time 0. They do not get any extra funds as long as the window is open.¹¹ Arbitrageurs need funds for their activity because they are required to fully collateralize their potential losses. This implies a intertemporal budget constraint. An arbitrageur can follow a strategy of taking positions $\{x(t)\}_{t \geq 0}$ as long as the window is open only if her level of capital at any $t < \tilde{t}$

$$v(t) = \bar{v}_0 - \int_0^t x(t) \dot{g}(t)$$

would remain positive regardless of the closing time of the window, \tilde{t} . In other words, the marked-to-market value of arbitrageurs' portfolios together with their capital always has to be non-negative. This assumption can also be regarded as a formalization of endogenous margin requirements or VaR constraints. This constraint is clearly endogenous. When potential losses are large, arbitrageurs need to present more cash to be able to take positions of a given size. This endogeneity will play an important role in the analysis.

We are looking for a rational expectation equilibrium of the problem. In this equilibrium, both local traders and arbitrageurs maximize their utility for given prices and both local markets clear. There are two sources of uncertainty in this model.¹² Both risky assets pay the random dividend $\tilde{R}(t_d)$ and the window disappears in the random time \tilde{t} . However, the structure of the model implies that we can reduce the stochastic problem into a deterministic one. First, Assumption 1 implies that the demand curves of local traders are independent of the realized dividend, $\tilde{R}(t_d)$. Similarly, Assumption 7 implies that $\tilde{R}(t_d)$ will not influence arbitrageurs' pay-off, because it cancels out from the value of their portfolio. Hence, the only relevant source of uncertainty is the state of the window. At the same time, it is clear what happens when the window is closed. The gap disappears, arbitrageurs do not take any positions and local markets clear independently. Consequently, to find the equilibrium we only have to find the conditional values of the equilibrium variables for each time t given that the window is still open at that time, $t < \tilde{t}$. Thus, the problem of arbitrageurs reduces to

$$\begin{aligned} J(v(0)) &= \max_{x(t)} \int_0^\infty \delta e^{-\delta t} (g(t)x(t) + v(t)) dt \\ \text{s.t.} \quad \dot{v}(t) &= -x(t) \dot{g}(t), \quad v(0) = \bar{v}_0 \\ 0 &\leq v(t). \end{aligned} \tag{4}$$

¹⁰There is no significance of $v(0)$ being the same across arbitrageurs. The analysis would be virtually the same if the initial capital was distributed in any other way.

¹¹In section 5 I will relax this assumption.

¹²I do not allow for an exogenous randomization device which could be used by arbitrageurs to coordinate their random actions. Hence, it is not possible that all arbitrageurs decide to do simultaneously a certain action with a given probability and another action with some other probability. This would be an additional source of uncertainty in the model.

The maximand shows that if the window closes at t , the arbitrageur gains $g(t)x(t)$ profit on her current holdings and she gets her cumulated profit or loss, $v(t)$. The final pay-off at this event is weighted by the corresponding value of the density function, $\delta e^{-\delta t}$. The first constraint shows the dynamics of the capital level of the arbitrageur. In each time instant, the capital level is adjusted for the current gains or losses, $x(t)\dot{g}(t)$. The last inequality is the collateralization constraint. It shows that arbitrageurs are not allowed to take a position which could make them go bankrupt in any state of the world, given that their liabilities were marked to market.

As the solution of problem (4), we are looking for a function $\{x(t)\}_{t \geq 0}$ that for any t this function is continuous¹³ in a non-zero measure set containing t , where $x(t)$ is the conditionally optimal portfolio at t given that the window is still open, $t < \tilde{t}$. This strategy has to be optimal given the conditional gap path $\{g(t)\}_{t \geq 0}$ which is continuous and differentiable everywhere. It is an equilibrium if the aggregate positions $\{\bar{x}(t)\}_{t \geq 0}$ support this conditional gap path,

$$f(\bar{x}(t), g(h)_{h > t}) = g(t), \quad (5)$$

i.e., both local markets clear.

In the next section I present the equilibrium.

3 The robust equilibrium

In this section I present the unique robust equilibrium of the model. I proceed in two steps. In first part, I show that generally the model has a continuum of equilibria. In the second part I show that only one of these equilibria is robust to a simple and plausible perturbation of the model. Namely, if arbitrageurs have to pay an arbitrarily small shorting fee for their portfolio holdings, all equilibria is eliminated but one. I discuss the implications of this robust equilibrium in section 4.

3.1 Equilibria in general

When arbitrageurs choose their strategy, they have to solve an intertemporal capital allocation problem. Each time, each of them has to decide which proportion of her capital to commit to the arbitrage at that time instant and which proportion save for later. The danger of saving capital for later is that the window might close today, and the arbitrageur might miss out on the opportunity. The danger of committing the capital today is that if the window gets wider the arbitrageur will have less capital for investing exactly when the possibility would be more profitable.¹⁴

¹³This is a weak condition on the smoothness of $x(t)$. It allows discrete changes in the conditional trading strategy $x(t)$, but it rules out the possibility that $x(t)$ is discontinuous in any t from both directions. For example, the trader can trade only on Tuesday, but cannot trade only in a single moment of Tuesday. This condition is sufficient to ensure that the collateralization constraint implies a finite limit on traders' position in equilibrium.

¹⁴The provided arguments build on the fact that the aggregate position $\bar{x}(t)$ is always non-negative i.e. arbitrageurs never speculate on the widening of the gap. We will show in the formal proof why it is the case. The intuition relies on the point that $\bar{x}(t) < 0$ would be consistent only with a bubble path of $\{g(t)\}_{t \geq 0}$. But a bubble path is not consistent with the finite level of aggregate capital of arbitrageurs.

I argue that the aggregate investment plan $\{\bar{x}(t)\}_{t \geq 0}$ and the conditional gap path $\{g(t)\}_{t \geq 0}$ in all but one equilibria (including the only robust equilibrium) are characterized by the following three intuitive conditions.

1. The gap path, $\{g(t)\}_{t \geq 0}$, has to be such that each arbitrageur has to be indifferent when to invest a dollar, because investing any time gives the same positive expected profit.
2. The level of aggregate positions, $\{\bar{x}(t)\}_{t \geq 0}$, has to be such that markets clear for the given gap path, i.e., $f(\bar{x}(t), g(h)_{h > t}) = g(t)$ for all t .
3. The sum of all possible aggregate losses exactly drains up the aggregate capital of arbitrageurs

$$\int_0^\infty \bar{x}(t) \dot{g}(t) dt = \bar{v}_0, \quad (6)$$

i.e., the intertemporal budget constraint is binding.

These three conditions are sufficient to describe equilibria, because of the following logic. The first condition describes gap paths where each arbitrageur is indifferent how to allocate her money in time. Such indifference paths are possible, because arbitrageurs are risk-neutral. If investment in any time instant gives the same expected profit, they will be indifferent. With the help of the market clearing conditions, we can figure out the aggregate levels of investment which are consistent with each $g(t)$. If arbitrageurs have enough capital to follow this investment strategy in the aggregate, i.e., it does not violate the aggregate budget constraint, the strategy will be feasible on the individual level as well. For example, each arbitrageur might follow the same strategy. In this particular case the aggregate variables coincide with the individual ones. Note also that if all the three conditions are satisfied, the strategy must be optimal for the given prices. Increasing investment level at some time points is impossible because the budget constraint is binding. Cutting back positions in some time points to be able to increase positions in other time points is pointless as investing any time instant give the same expected profit. Decreasing some positions to save some capital and not committing it to any time points is suboptimal, because there is positive expected profit for any strategy.

Unless \bar{v}_0 is very large¹⁵, these three conditions describe a continuum of conditional gap paths which are all increasing and converge to a finite positive level less than or equal to g^* . The conditional gap path typically has an S shape: convex for small t and concave for large t . The qualitative properties of two of these paths are shown in Figure 1 together with the corresponding paths of conditional average positions. Remember that the gap shows the conditional variables. In reality, only the beginning of the paths will be observed. For example, if the window closed at $\tilde{t} = 1$, we would observe the increasing path from $g(0)$ to $g(1)$ and then the gap would jump back to 0 at time 1. Hence, the increasing pattern implies that as long as the window survives, the gap must increase and the average

¹⁵When \bar{v}_0 is very large, there is no gap path, $\{g(t)\}_{t \geq 0}$ and corresponding average position path, $\{\bar{x}(t)\}_{t \geq 0}$ which would imply $\int_0^\infty \bar{x}(t) \dot{g}(t) dt = \bar{v}_0$. It is so, because the left hand side of the budget constraint is bounded from above. Arbitrageurs cannot lose more than $g^* \bar{\theta}^{\max}$ for any gap path where $\bar{\theta}^{\max}$ is the maximal position which is needed to push down the gap to 0 defined in Assumption 4.

arbitrageur must suffer losses of $\bar{x}(t) \dot{g}(t) > 0$. The increasing pattern is a consequence of the required indifference along the path. Let us suppose that between time t and time $t + \Delta t$ the conditional gap path does not increase. Then all arbitrageurs would invest only in t and no one would save money until $t + \Delta t$. The reason is that in this case the arbitrage opportunity is not getting more profitable by $t + \Delta t$, but there is the chance that the window closes in the mean time. So any arbitrageur who saves capital for $t + \Delta t$ would risk missing out on the arbitrage opportunity without any compensation in returns. The gap has to increase if the window remains open to compensate those arbitrageurs who were ready to save some capital instead of investing it right away.¹⁶

It is important to see that the three conditions of the equilibrium determines only the average positions, $\bar{x}(t)$. Individual positions are arbitrary, as long as the average is $\bar{x}(t)$. Thus, the equilibrium is consistent with a scenario where each arbitrageur follows the aggregate strategy. Alternatively, the equilibrium is equally consistent with another scenario, where, for example, each arbitrageur belongs to one of two groups. A μ proportion of arbitrageurs invest only before a fixed time point t' and they lose all their capital if the window is longer than t' . They are the “early birds”. The rest of the arbitrageurs wait until t' and invest only then.¹⁷ They are the “crisis-hunters”. If the positions of “early birds” and “crisis-hunters” are $\bar{x}^{EB}(t) = \frac{\bar{x}(t)}{\mu}$ for all $t \leq t'$ and $\bar{x}^{CH}(t) = \frac{\bar{x}(t)}{1-\mu}$ for all $t > t'$ respectively and t' is defined by

$$\int_0^{t'} \bar{x}(t) dt = \mu \bar{v}_0,$$

then this scenario is consistent with the equilibrium.

Following the maximum principle¹⁸, the optimal decision is formally described by the first order condition

$$\delta g(t) = J'(v(t)) \dot{g}(t) \quad (7)$$

where $J'(v(t))$ is the marginal value function in t which changes according to the differential equation

$$\dot{J}'(v(t)) = J'(v(t)) \delta - \delta. \quad (8)$$

¹⁶A similar intuition for the increasing gap path is that it shows the increasing premium which arbitrageurs require to sacrifice their liquid capital. As the window gets longer, future opportunities are getting better. Thus, arbitrageurs need more premium to invest instead of waiting.

The idea that financially constrained agents require a premium for sacrificing future investment possibilities is not new. It has gained popularity in corporate risk management (e.g. Froot et al. 1993, Holmström and Tirole, 2001) and in investment theory (e.g., Dixit and Pindyck, 1994) as well. All these works emphasized that assets should be more valuable if they provide free cash flow in states when investment possibilities are better. This point was also made in Gromb and Vayanos (2002) in relation to the fact that arbitrageurs might not invest fully in the arbitrage expecting better opportunities in the future. My additional contribution is to show the implication of this idea to the dynamic pattern of this premium and its consequences on the expected profit and risk of arbitrage over time.

This intuition shows also that the driving mechanism of the model is based on the hedging component of asset demand identified in Merton (1971). The mechanism of Xiong (2001) and Kyle and Xiong (2001) is orthogonal to the mechanism of this model as they abstract away from the hedging component by assuming traders with logarithmic utility functions.

¹⁷Intuitively, this would correspond to a threshold-strategy of entering the market if and only if the gap reaches $g(t')$.

¹⁸See, e.g., the economist-friendly presentation in Obstfeld (1992).

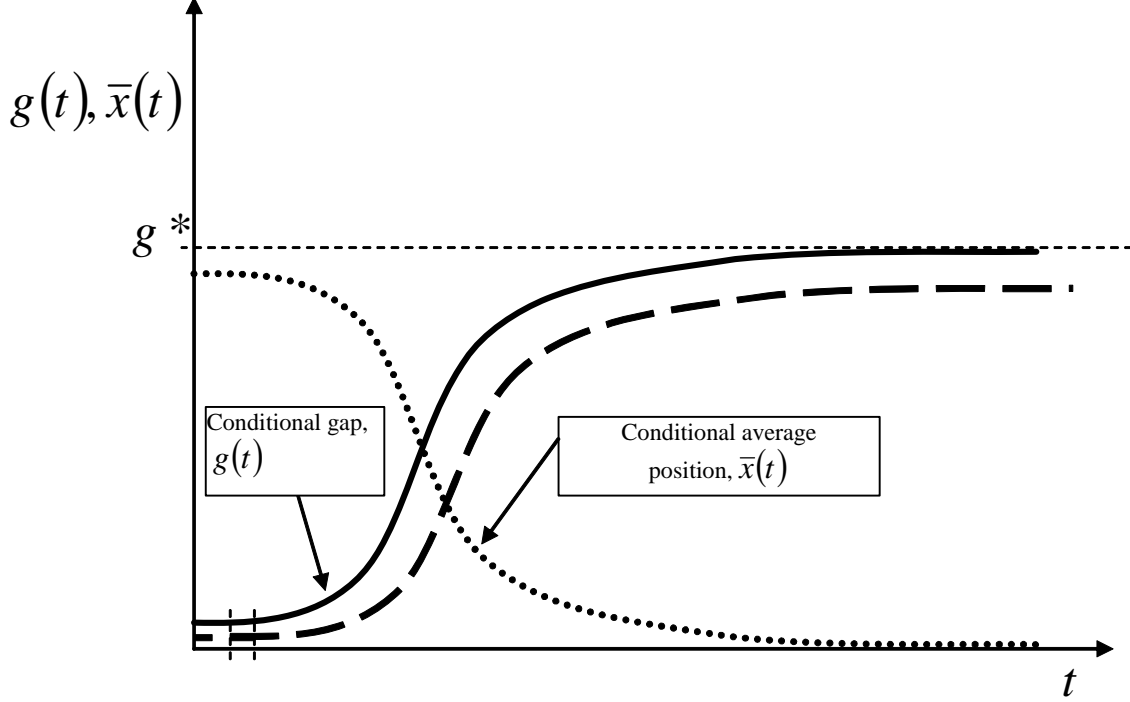


Figure 1: The increasing curves show the qualitative features of the conditional gap paths, $\{g(t)\}_{t \geq 0}$ in two possible equilibria. The solid curve represents the equilibrium with the limit of $\lim_{t \rightarrow \infty} g(t) = g^*$ while the dashed curve shows another equilibrium where $\lim_{t \rightarrow \infty} g(t) = g_\infty < g^*$. The decreasing curve represents the conditional average position path $\{\bar{x}(t)\}_{t=0}^\infty$ corresponding to the first conditional gap path. It must go to 0 and it must be positive. Its monotonicity is not guaranteed.

The first order condition is a way to express our indifference requirement, if we rewrite it as

$$\delta \frac{1}{\dot{g}(t)} g(t) = J'(v(t)).$$

The left hand side has the intuitive content of the expected profit of investing a unit of capital today. Loosely speaking, one dollar buys a position of the size $\frac{1}{\dot{g}(t)}$ for the arbitrageur, because this is the maximal position she can collateralize with the dollar. The window closes in the next instant with a hazard rate of δ so a position of $\frac{1}{\dot{g}(t)}$ gives $\delta \frac{1}{\dot{g}(t)} g(t)$ expected profit. The right hand side shows that if she does not invest this unit of capital, she gets the expected future profit per unit of capital, $J'(v(t))$.

As the next theorem states the linear differential equations (7) and (8) together with the boundary conditions implied by the intertemporal budget constraint (6) and the market clearing condition (5) give simple solutions for the conditional gap paths. I delegate the proof to Appendix A.2.

Theorem 1 *There is a critical value \bar{v}_0^{\max} that for any $\bar{v}_0 \in (0, \bar{v}_0^{\max})$, the model has a continuum of equilibria characterized by the conditional gap path, $\{g(t)\}_{t \geq 0}$ and conditional investment path,*

$\{\bar{x}(t)\}_{t \geq 0}$. In all of these equilibria, $\{g(t)\}_{t \geq 0}$ is monotonically increasing and it is given in the form of

$$g(t) = \frac{g_\infty g_0}{g_\infty e^{-\delta t} + g_0 (1 - e^{-\delta t})}.$$

The value $g_\infty \in (0, g^*]$ is the limit of the path, and each feasible g_∞ determines an equilibrium. The path $\{g(t)\}_{t \geq 0}$ pins down the equilibrium aggregate investment levels, $\{\bar{x}(t)\}_{t \geq 0}$, by the market clearing condition (5).

A given g_∞ is feasible, if $\bar{v}_0 \in (0, \bar{v}_0^{\max, g_\infty})$ where

$$\bar{v}_0^{\max, g_\infty} = \lim_{g_0 \rightarrow 0} \int_0^\infty x(t) \dot{g}(t) dt.$$

Furthermore, \bar{v}_0^{\max} is defined as

$$\bar{v}_0^{\max} \equiv \sup_{g_\infty \in (0, g^*]} \bar{v}_0^{\max, g_\infty}.$$

Proof. The proof is in Appendix A.2. ■

It might seem counterintuitive that there are no equilibria where the gap remains constant at a positive level. As arbitrageurs have limited capital, some readers might expect that arbitrageurs would invest all their capital to the arbitrage which would push down the gap to a positive level. Then arbitrageurs would hold the same position until the window closes. This would keep the gap at this positive level as long as the window is open. The problem with this argument lies in the endogenous nature of the capital constraint. Arbitrageurs are not constrained in the terms of the size of their position. They are constrained in the terms of their capital level which they only have to use to collateralize their potential losses. If there are no potential losses, they are not constrained at all. So if the gap were constant in a given interval when the window is open, arbitrageurs could always invest more at the beginning of this interval. This would push the level of the gap down at the beginning of the interval in line with an increasing conditional gap path.

As the next theorem states, there is one equilibrium which violates one of the three conditions described above. In this equilibrium the conditional gap path is not increasing, but constant at the zero level, i.e., $g(t) = 0$ for all t . As this provide zero return on investment in any t , arbitrageurs are indifferent between different timing strategies. Just as before, the aggregate positions are given by the market clearing condition, $0 = f(\bar{x}(t), 0)$. However, the budget constraint will not bind because the sum of all potential losses in this equilibrium is 0. Arbitrageurs could increase their positions, but there is no point to do so. The expected profit on any strategy is zero. The corresponding strategy profile never violates the collateralization constraint, because arbitrageurs are not limited if there are no potential losses.

Theorem 2 *For any \bar{v}_0 , there is an equilibrium where $g(t) = 0$ for all t . This is the only equilibrium not described by Theorem 1.*

Proof. The proof is in Appendix A.2. ■

Intuitively, the multiplicity of equilibria can be seen as a coordination problem. The $g(t) = 0$ equilibrium is achievable, but for this arbitrageurs should coordinate their future actions, i.e., they

have to push down the gap in all states. As a consequence, there are no losses in any state of the world, arbitrageurs do not have to provide collateral for their trades and the equilibrium is consistent with the budget constraint. Alternatively, if arbitrageurs coordinate on an equilibrium with positive and increasing conditional gap path, the collateral constraint will be relevant because losses are possible. In the following section, we will see that this coordination problem will disappear if a small and plausible perturbation is introduced. Although the equilibrium where the gap is always fully eliminated seems intuitive, this – similarly to all other equilibria but one – does not survive this equilibrium selection mechanism. This will leave us with the unique robust equilibrium where the conditional gap path is increasing and it converges to g^* .

3.2 Equilibrium selection

I introduce a small perturbation to the model to select one of the many possible equilibria. I assume that there is a small positive unit cost, m , of short selling the gap. If an arbitrageur takes a position of $x(t)$, she has to pay a cost of $x(t)m$. This is the carry cost of the position. We will see that this modified version has a unique equilibrium for any positive \bar{v}_0 level. It will also turn out that as $m \rightarrow 0$ the equilibrium converges to the equilibrium of the $m = 0$ case where $g_\infty = g^*$ and the conditional gap path is

$$g(t) = \frac{g^* g_0}{g^* e^{-\delta t} + g_0 (1 - e^{-\delta t})}.$$

This conditional gap path is the solid line in Figure 1. This is the robust equilibrium.

Intuitively, the main reason why an arbitrarily small exogenous holding cost eliminates all but one equilibria lies in the budget constraint. In any equilibria but the one where the conditional gap path converges to g^* , arbitrageurs commit to invest at non-diminishing level for arbitrarily long. This would require to keep betting on the convergence of the price gap even if prices have been diverging for a long time. Even if the cost of investing is very small, sustaining such strategy for a very long time will be extremely costly. An arbitrageur with limited capital cannot commit to such a strategy.¹⁹ Formally, the sum of all potential losses,

$$\int_0^\infty \bar{x}(t) (\dot{g}(t) + m) dt, \tag{9}$$

will converge only if $\lim_{t \rightarrow \infty} \bar{x}(t) = 0$. This implies that the conditional gap path must converge to g^* .

It is also intuitive to follow the construction of the unique equilibrium when $m > 0$.²⁰ The level of

¹⁹The presence of holding costs provides the simplest but not the only explanation of why arbitrageurs cannot hold on to their loss-making positions for arbitrarily long. In a more detailed model another explanation would be that if an arbitrageur suffers ongoing losses for a long time, her reputation of being a talented arbitrageur will be damaged. Eventually, this will result in capital withdrawals. This idea is related to performance based arbitrage in Shleifer and Vishny (1997), and explored in detail in the context of this model in Kondor (2006).

²⁰I do not consider the case where m is negative, i.e., arbitrageurs holding opposite position in two markets incur a net profit even if prices are unchanged. In contrast, Plantin and Shin (2005) analyze a set up with negative m with the illustration of carry trades in foreign exchange markets. They show that speculative dynamics can arise, i.e., in terms of this model, arbitrageurs may bet on the divergence of prices instead of the convergence. The assumption of $m \geq 0$ rules this possibility out in this model.

m is arbitrary as long as it is small in the following sense:

$$\delta g^* > m. \quad (10)$$

This perturbation changes Problem (4) only to the extent that the constraint for the development of the capital level is modified to $\dot{v}(t) = -(\dot{g}(t) + m)x(t)$. The qualitative features of this equilibrium are shown on Figure 2. The graph shows that if the window survives until time T , from time T on arbitrageurs do not take any positions and the conditional gap remains at the autarchy level g^* as long as the window remains open. Otherwise, the equilibrium is very similar to the equilibria with increasing conditional gap paths described in the previous section. Before T , the conditional gap path monotonically increases. The conditional gap path typically has an S shape here as well: convex for small t and concave for large t .

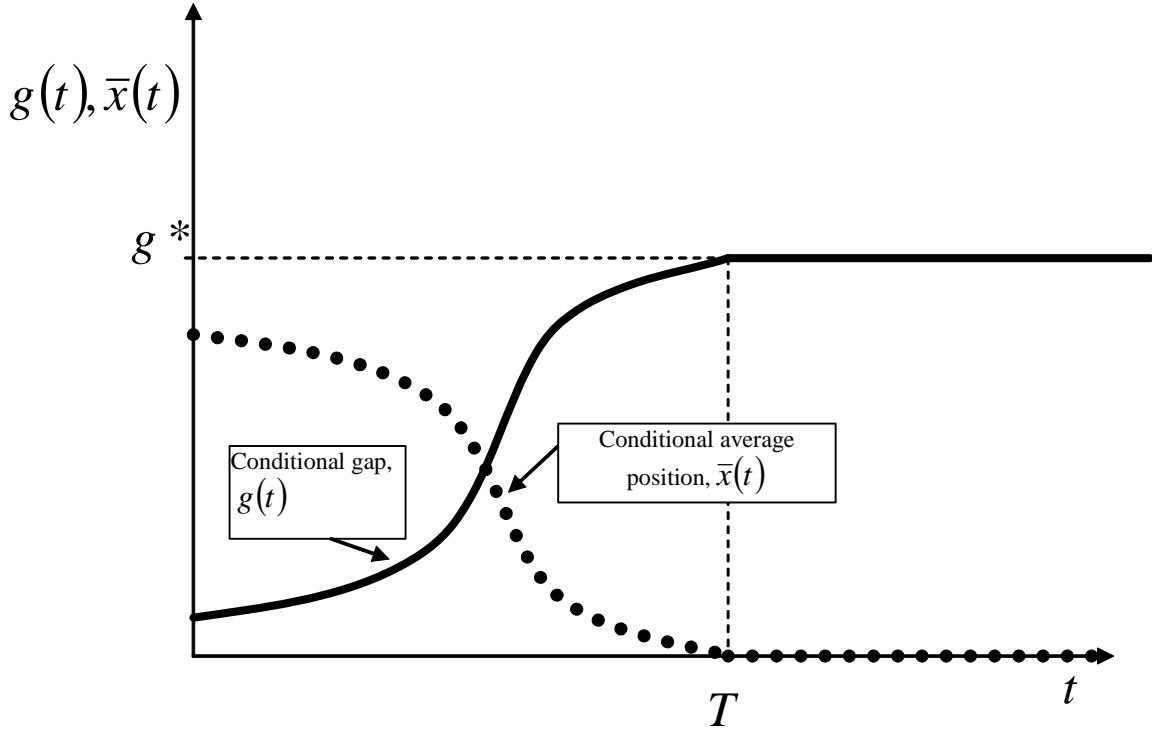


Figure 2: The qualitative features of the equilibrium conditional gap path, $\{g(t)\}_{t \geq 0}$, and the average position of arbitrageurs, $\{\bar{x}(t)\}_{t \geq 0}$. The average position path is not guaranteed to be monotonic. Both variables are plotted conditionally on the window of arbitrage opportunity being still open at time t .

The equilibrium is constructed backwards. The first point to make that there must be a T that arbitrageurs lose all their capital if the window lasts at least T interval long. Thus, $g(t) = g^*$ for all $t \geq T$ if $t < \tilde{t}$. We know already that with positive holding cost, the gap path must approach g^* , i.e., $\lim_{t \rightarrow \infty} g(t) = g^*$. In the case of $m = 0$, this was consistent with a gap path, where all arbitrageurs were indifferent between the time of their investment and still $g(t) < g^*$ for all t . This is not the

case when $m > 0$. The reasoning is based on the fact that if $m > 0$, for each dollar capital, the trader's position cannot exceed $\frac{1}{m}$ regardless of the gap path. Thus, the profit on each unit of capital is bounded by $\frac{g^*}{m}$ from above. Therefore, as t increases and $g(t)$ approaches g^* , the difference between the return on a dollar invested at t or at $t + \Delta$ decreases and approaches 0. Thus, there will be a time T when the compensation for waiting until $T + \Delta$ is not sufficient to outweigh the risk that with probability $(1 - e^{\delta\Delta})$ the window closes between the two time points. If the market tomorrow and today is very similar, there is no point to wait and risk missing out on the opportunity. So arbitrageurs decide to invest all their capital at T and risk to lose all this capital if the window survives longer. Hence, $\bar{x}(t) = 0$ and $g(t) = g^*$ for all $t > T$.

The observation that by T , arbitrageurs would be happy to invest all their remaining capital implies that the marginal value function at T is given by this strategy is

$$J'(v(T)) = \delta \left(\frac{g^* - m}{m} + 1 \right) = \delta \frac{g^*}{m}.$$

Hence, with the help of the perturbed versions of (7) and (8)

$$\begin{aligned} \dot{J}'(v(t)) &= J'(v(t))\delta - \delta \\ \delta g(t) &= J'(v(t))(\dot{g}(t) + m) \end{aligned}$$

and with the boundary condition $g(T) = g^*$, we can construct the equilibrium conditional gap path backwards from time T . This path will be monotonously increasing and makes each arbitrageur indifferent when to invest before T .

The last remaining question is where we should stop with this process: what is the value of T ? Time T is pinned down by the budget constraint. In equilibrium, if the window survives, by T arbitrageurs have to use up all their capital to validate the definition of T , i.e.,

$$\int_0^T \bar{x}(t) (\dot{g}(t) + m) dt = \bar{v}_0. \quad (11)$$

The proof of the next theorem ensures that this procedure indeed leads to a unique equilibrium.

Theorem 3 *There is a unique equilibrium in the economy in terms of average positions, which consists of a time T , a path of average positions $\{\bar{x}(t)\}_{t \geq 0}$ and a conditional gap path $\{g(t)\}_{t \geq 0}$. The equilibrium is characterized by the following expressions:*

$$\begin{aligned} g(t) &= g^* \text{ and } \bar{x}(t) = 0 \text{ for } t \geq T \\ g(t) &= \frac{m \frac{1}{\delta} (1 - e^{-\delta(T-t)}) + e^{-\delta(T-t)} \left(g^* \frac{\delta g^*}{m} + (\delta g^* - m)(T - t) \right)}{1 + \frac{\delta g^* - m}{m} e^{-\delta(T-t)}} \text{ for } t < T \end{aligned} \quad (12)$$

and

$$f(\bar{x}(t), g(h)_{h>t}) = g(t) \text{ for } t < T \quad (13)$$

$$\int_0^T \bar{x}(t) (\dot{g}(t) + m) dt = \bar{v}_0. \quad (14)$$

Furthermore, $\{g(t)\}_{t=0}^T$ is strictly monotonically increasing in t .

Proof. Details of the proof are in Appendix A.2. ■

After the construction of the equilibrium with $m > 0$, it might be unsurprising that as m diminish, T increases without bound and the equilibrium converges to the equilibrium described in Theorem 1 with $g_\infty = g^*$. After all, the equilibrium with $m > 0$ is also determined by the indifference condition, the market clearing condition and the budget constraint and we also know that any arbitrarily small holding cost rules out any equilibria where $\lim_{t \rightarrow \infty} g(t) \neq g^*$. This is why I call the equilibrium where $g_\infty = g^*$ the *robust equilibrium* of the system. This result is summarized in the next Proposition.

Theorem 4 *If $\bar{v}_0 \in (0, \bar{v}_0^{\max, g^*})$, as $m \rightarrow 0$, the equilibrium of the perturbed system with $m > 0$ converges to the equilibrium described in Theorem 1 where*

$$g(t) = \frac{g^* g_0}{g^* e^{-\delta t} + g_0 (1 - e^{-\delta t})}. \quad (15)$$

Proof. The proof is in Appendix A.2. ■

In the next section I discuss the properties of the robust equilibrium.

4 Discussion

The main observation of this model is that arbitrageurs' individually optimal strategies transform the arbitrage opportunity in a systematic way. First of all, arbitrageurs create their own potential losses. Remember that in the presented set up, if arbitrageurs were not present on the market, the gap between the prices could never increase. Hence, the first arbitrageur who could bet (without affecting prices) on the convergence would make a sure profit without having the chance of suffering a loss in any time point. However, as soon as a positive mass of arbitrageurs enters the market, each time when the window remains open, the gap increases. The average arbitrageur loses some capital.

It is interesting to contrast the presence of endogenous losses with the intuition of other models of limits to arbitrage, e.g., Shleifer and Vishny (1997), Xiong (2001), Gromb and Vayanos (2002) and Liu and Longstaff (2004). They all emphasize that arbitrageurs might lose money because they might be forced to liquidate early if the gap widens. However, in those models the initial widening of the gap happens for reasons which are exogenous to the arbitrageurs' strategies. In particular, it is a result of noise traders trading against fundamentals (Shleifer and Vishny, 1997, Xiong, 2001, Gromb and Vayanos, 2002) or an exogenously specified price process (Liu and Longstaff, 2004). These models focus on different mechanisms which amplify the first exogenous shock. In contrast, the mechanism of

my model is not based on an amplification argument. If arbitrageurs do not trade, the price gap cannot widen in any way. The possibility of diverging prices is the equilibrium consequence of arbitrageurs' individually optimal actions.

The mechanism of this model is based on an efficiency argument. In this respect, the model bears some resemblance to the standard text-book case for efficient markets. In the text-book equilibrium, different prices for assets with the same cash-flows cannot exist, because they would provide a very attractive opportunity for arbitrageurs. Thus, arbitrageurs would instantly make large bets on the convergence, which would automatically eliminate the anomaly by pushing the prices to the same level. The robust equilibrium gap path of my model is sustained by a similar mechanism. Along the gap path, each arbitrageur is indifferent when to invest. However, if in any time, the gap were above the equilibrium path, it would provide a very attractive opportunity for the arbitrageurs. All of them would prefer to save money until this time instant and invest all if the window is still open. But this would push back the gap to the equilibrium level. Similarly, no one would invest at times in which the gap is below the equilibrium path, which would increase the gap at that time point up to the equilibrium level. The main difference here compared to the text-book case is that the aggregate capital level of arbitrageurs is limited, so the gap is not fully eliminated. In this sense, we can label the equilibrium price gap as "limited-arbitrage-free prices".²¹

Probably, the most intuitive way to see how arbitrageurs' action transforms the arbitrage opportunity is to have a look on the effect on the predictability of the gap. As we expect from an arbitrage opportunity, in autarchy the expected change of the gap is highly predictable from the current gap:

$$g(t) = g^* > e^{-\delta h} g^* = e^{-\delta h} g(t+h) = E(\tilde{g}(t+h) | \tilde{g}(t) = g^*)$$

i.e., prices are expected to converge. In the robust equilibrium, from equation (15)

$$g(t) = g(t+h) M^{t,h}(\bar{v}_0) \tag{16}$$

with

$$M^{t,h}(\bar{v}_0) = \frac{g^* e^{-\delta(t+h)} + g_0 (1 - e^{-\delta(t+h)})}{g^* e^{-\delta t} + g_0 (1 - e^{-\delta t})}$$

where $M^{t,h}(\bar{v}_0)$ depends on \bar{v}_0 through g_0 .

In following proposition, we will see that although the difference

$$g(t) - E(\tilde{g}(t+h) | \tilde{g}(t) = g(t)) = \left(M^{t,h}(g_0) - e^{-\delta h} \right) g(t+h) \tag{17}$$

is always positive, it is decreasing and goes to zero as the level of capital increases towards its maximum, \bar{v}_0^{\max, g^*} . Thus, although the gap is always expected to decrease, as more and more arbitrageurs enter

²¹ Another potentially important difference here compared to the text-book case is that arbitrageurs have to compare current prices with expected future prices to decide on their actions. In the text-book arbitrage trades they only have to realize a mismatch in contemporaneous prices. Thus, possibly the presented mechanism requires more sophisticated arbitrageurs. As real-world equivalents of arbitrageurs are hedge funds, which are the institutions considered to be among the most sophisticated investors, this should not be a problem.

the market, the gap approaches a martingale process. Arbitrageurs' competition with limited capital turns arbitrage opportunities into standard speculative bets where the probability-weighted gains are – almost – equal to the probability weighted losses.

Proposition 1 *In the robust equilibrium*

1. for any fixed t , $\frac{\partial g(t)}{\partial \bar{v}_0}$, $\frac{\partial J'(v(t))}{\partial \bar{v}_0}$, $\frac{\partial (g(t) - E(\tilde{g}(t+h) | \tilde{g}(t)=g(t)))}{\partial \bar{v}_0} < 0$ and
2. as $\bar{v}_0 \rightarrow \bar{v}_0^{\max, g^*}$, $g(t)$ approaches a martingale

$$\lim_{\bar{v}_0 \rightarrow \bar{v}_0^{\max, g^*}} g(t) = e^{-\delta h} g(t+h) = E(\tilde{g}(t+h) | \tilde{g}(t) = g(t)).$$

Proof. It is clear from the proof of Theorem 1 that $\frac{\partial g_0}{\partial \bar{v}_0} < 0$ and $\lim_{\bar{v}_0 \rightarrow \bar{v}_0^{\max, g^*}} g_0 = 0$. All statements of the proposition are straightforward consequences of this fact and equations (16), (15) and

$$J'(v(t)) = 1 + \frac{g_0}{g^* - g_0} e^{\delta t} \quad (18)$$

from the proof of Theorem 1. ■

The fact that more arbitrage-capital in the market pushes the arbitrage opportunity into the direction of a standard speculative asset also sheds some new light on pricing anomalies like “Siamese twin stocks”²². This model suggests that if we believe that arbitrageurs have limited capital, we should not value positive gaps between very similar assets as the lack of arbitrage activity. The gap is never fully eliminated by arbitrageurs. What we should check is to what extent these price gaps move in a predictable way. If there is a strong mean reversion then it indeed suggests a weak arbitrage activity. However, if the gap process moves in a rather unpredictable way, it is a sign of active influence of rational arbitrageurs.

Another way to look at the effect of arbitrageurs' competition on prices is to analyze the expected profit of arbitrage. Note that the value function at time 0, $J(v_0)$ is the expected profit of an arbitrageur by definition and

$$J(v_0) = J'(v_0) v_0 = \frac{g^*}{g^* - g_0} v_0$$

where the last equation comes from expression (18). From Proposition 1, it is clear that more aggregate arbitrage-capital decreases the available expected profit. This is quite intuitive if we think of the aggregate level of capital as the measure of arbitrageurs who know about the arbitrage opportunity. If the arbitrage opportunity is widely known among potential arbitrageurs then they all enter the market and the available profit is reduced by the competition. But if only few arbitrageurs find a new opportunity, they can expect large expected profit. This is also consistent with the reduction of predictability when the arbitrage capital is high in the market. Less predictable prices provide less expected profit.

²²See Lamont and Thaler (2003) and Froot and Dabora (1999) for details.

Given its level of abstraction, it might be surprising that – under certain circumstances – this model can also generate the skewed distribution of returns observed in the data. In particular, in the robust equilibrium the distribution of the average arbitrageur’s total return is skewed toward the left²³ if the level of aggregate positions is decreasing, $\frac{\partial \bar{x}(t)}{\partial t} < 0$.²⁴ This is so, because in this case, the realized return on capital of the average arbitrageur given that the window closes at \tilde{t} , $\frac{\bar{x}(\tilde{t})g(\tilde{t}) + \bar{v}(\tilde{t})}{\bar{v}_0}$, is decreasing with the length of the window. Intuitively, the average arbitrageur loses capital as the window gets longer if her position decreases, because if she liquidates a part of her portfolio as the gap widens, she suffers losses on the liquidated units. She makes a net gain if the window closes instantly as $\frac{\bar{v}_0 + g_0 \bar{x}(0)}{\bar{v}_0} > 1$, but if the window is long enough, she loses most of her capital. Since longer windows occur with smaller probability, the average arbitrageur will make a positive net return with large probability and larger losses with smaller probability during each window. The next lemma shows the formal result.

Proposition 2 *The density function of the average arbitrageur’s gross return in each opportunity is given by*

$$\psi \left(\frac{\bar{x}(\tilde{t})g(\tilde{t}) + \bar{v}(\tilde{t})}{\bar{v}_0} \right) = \delta e^{-\delta \tilde{t}} \quad \text{for all } \tilde{t} > 0$$

where $\frac{\bar{x}(\tilde{t})g(\tilde{t}) + \bar{v}(\tilde{t})}{\bar{v}_0}$ is decreasing in \tilde{t} if $\frac{\partial \bar{x}(t)}{\partial t} < 0$ and $\lim_{t \rightarrow \infty} \frac{\bar{x}(t)g(t) + \bar{v}(t)}{\bar{v}_0} = 0$. Thus, if $\frac{\partial \bar{x}(t)}{\partial t} < 0$, this distribution is skewed toward the left.

Proof. The statement is the direct consequence of the exponential distribution of \tilde{t} and

$$\frac{\partial (\bar{x}(t)g(t) + \bar{v}(t))}{\partial t} = \frac{\partial \bar{v}(t)}{\partial t} + \frac{\partial \bar{x}(t)}{\partial t}g(t) + \frac{\partial g(t)}{\partial t}\bar{x}(t) = \frac{\partial \bar{x}(t)}{\partial t}g(t).$$

■

In the next section, I present a calibrated example to quantify the risk and level of endogenous losses in equilibrium.

4.1 A calibrated example

A simple calibration exercise is illustrated by Figure 3. The increasing curves show three conditional gap paths of the robust equilibrium corresponding to three different δ values ($\delta = -\ln \frac{1}{4}, -\ln \frac{1}{2}$,

²³I analyze the arbitrageurs’ total return during a window of arbitrage opportunity, instead of their period per period return. On one hand it is reasonable as the observed skewness of hedge funds’ returns in the empirical literature (e.g. Agarwal and Naik, 2004) comes from monthly or quarterly data, while in the calibration exercise of the next section the expected length of a window ranges from 10 to 25 days. On the other hand, the fact that the length of a window is a random variable while returns in the empirical literature are calculated for a fixed interval makes the interpretation harder. For results on the distribution of returns for a fixed interval, more structure would be needed on the distribution of arbitrage opportunities an arbitrageur can find during a fixed interval. However, as long as the interval is long relative to the expected length of a window, the result is expected to hold.

²⁴Although it seems reasonable that the increasing gap is supported by decreasing positions, it is not necessarily true for all inverse demand functions.

$-\ln \frac{3}{4}$)²⁵. The decreasing curves show the total gross return of the average arbitrageur for different δ values given that the window closes in \tilde{t} , $\frac{\bar{x}(\tilde{t})g(\tilde{t})+\bar{v}(\tilde{t})}{\bar{v}_0}$. I use the CARA-symmetric framework defined in Appendix A.1.1 for the specification of the inverse demand function $f(\bar{x}(t), g(h)_{h>t})$. I choose parameters²⁶ which imply $g^* = 1.03$. With these parameters Assumptions 1-3 are satisfied.²⁷ For the calibration I assume that each unit interval corresponds to a week. Then I choose the aggregate level of capital, \bar{v}_0 , in each case in a way to ensure that the annualized return of an average arbitrageur following the optimal strategy corresponds to the historical average return of hedge funds between 1994 and 2000 (see Agarwal and Naik, 2004).²⁸

The main lesson from the calibration exercise is that even in the limit equilibrium, price effects from the competition of arbitrageurs alone can explain episodes when arbitrageurs lose most of their capital relatively fast. Consistently with Theorem 1 and Lemma 2, Figure 3 illustrates that the longer the window the wider the gap and the larger the loss of the average arbitrageur. In particular, the total gross return on capital exceeds one only, if the window closes early. Hence, arbitrageurs make a positive profit only in these large probability cases. If the window survives longer, the average arbitrageur loses a larger proportion of her capital. The following two tables quantify our observations.

weeks	$\delta = -\ln \frac{1}{4}$	$\delta = -\ln \frac{1}{2}$	$\delta = -\ln \frac{3}{4}$
0%	3	5	10
50%	5.5	9.5	19.5
90%	10	12.5	27

%	$\delta = -\ln \frac{1}{4}$	$\delta = -\ln \frac{1}{2}$	$\delta = -\ln \frac{3}{4}$
0%	0.7	2.2	4.8
50%	0.01	1	0.3
99%	10^{-7}	0.01	0.05

The first table shows the minimum length of the window (rounded to the nearest half unit) which is necessary to wipe out a given proportion of the initial capital of arbitrageurs, while the second table shows the corresponding probabilities of these events. For example, the second cell of first row in the first table shows that if $\delta = -\ln \frac{1}{2}$ and the window remains open for at least 5 weeks, the average arbitrageur will make a negative net return. The same cell in the second table shows that this happens with the probability of 2.2%. The second cell in the second row of both tables show that if the window is still open after two and a half months, the average arbitrageur loses 50% of her initial capital and the probability of this event is 1%. This may seem a small probability event, but it is important to note that this is the probability of such crisis if arbitrageurs bet in a single window of arbitrage opportunity. When $\delta = -\ln \frac{1}{2}$, the expected length of a window is about 10 days. Most probably arbitrageurs would take positions in a large number of subsequent windows in each year. Hence, the probability that one of these windows is long enough to generate a crisis with substantial losses can be significant.

²⁵These δ values imply that the window survives any unit interval with probability $\frac{1}{4}$, $\frac{1}{2}$ and $\frac{3}{4}$ respectively.

²⁶In terms of the example in the appendix, I choose a level of absolute risk aversion of $\alpha = 0.4$, the size of the endowment shock is $\omega = 1$, and the dividend $\bar{R}(t_d)$ is 1 or -1 with equal probability.

²⁷I show in Appendix A.1.1 how to determine g^* from the primitives and how to ensure that Assumptions 1-3 are satisfied.

²⁸The annualized return is calculated by valuating the marginal value function at period 0 and by using the fact that expected length of the window is $1/\delta$ weeks by the properties of the exponential distribution. In each case the annualized net return is 17.23%. The Matlab 7.0 code of the calibration exercise is available on request from the author.

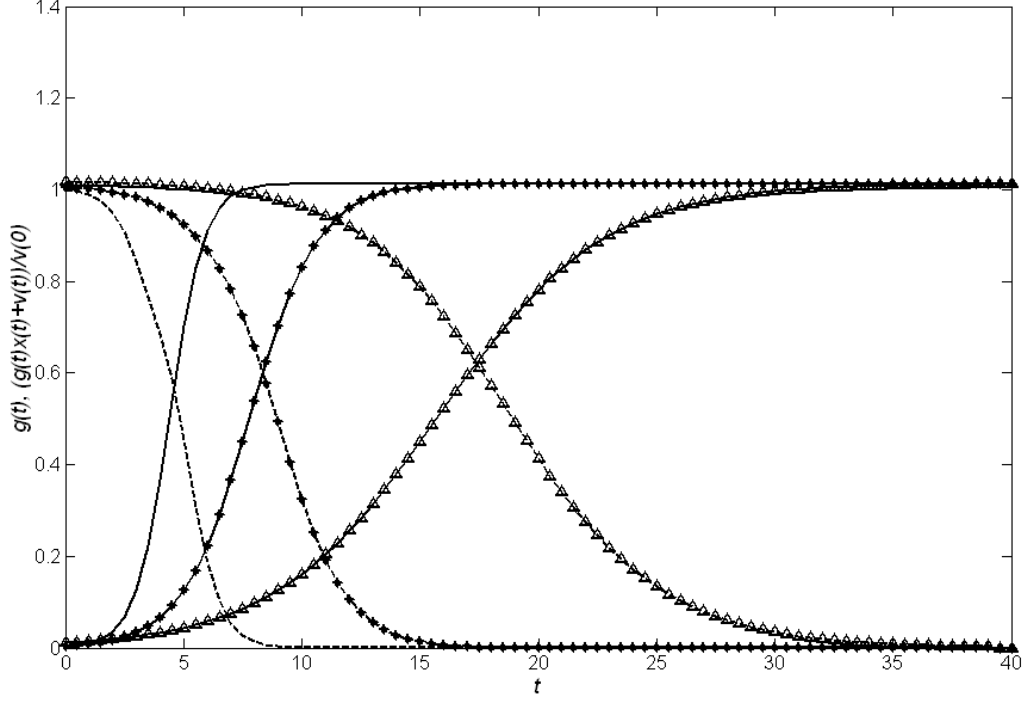


Figure 3: The increasing curves show the conditional gap paths of the robust equilibrium, $g(t)$, while the decreasing curves show the realized gross return on capital, $\frac{\bar{x}(t)g(t)+\bar{v}(t)}{\bar{v}(0)}$, if the window closes at t for three different δ values ($\delta = -\ln \frac{1}{4}$, no marks, $\delta = -\ln \frac{1}{2}$, stars, $\delta = -\ln \frac{3}{4}$, triangles). The inverse demand function $f(x(t), \{g(h)\}_{h>t})$ and $g^* = 1.03$ is determined by the CARA-symmetric framework with parameters $\alpha = 0.4$, $\omega = 1$, $R = 1$. Aggregate level of capital \bar{v}_0 is chosen in a way that the expected return of the average hedge fund matches its empirical counterpart in Agarwal and Naik (2004).

Finally, Figure 4 illustrates the distribution of the total gross return of the average arbitrageur in a window of arbitrage opportunity for the case of $\delta = -\ln 0.75$. The distributions for the other two cases are very similar. The figure demonstrates – consistently with Lemma 2 – that the average arbitrageur will make a small profit most of the time, while she will make large losses infrequently.

5 Robustness

The main observation of this model is that arbitrageurs following their individually optimal strategies create losses endogenously. Their competition does not eliminate the price gap fully, but reduces the predictability of relative price movements: transforms the arbitrage opportunity into a speculative bet. I expect that this result is robust to a wide range of set-ups, but I consider three of the assumptions

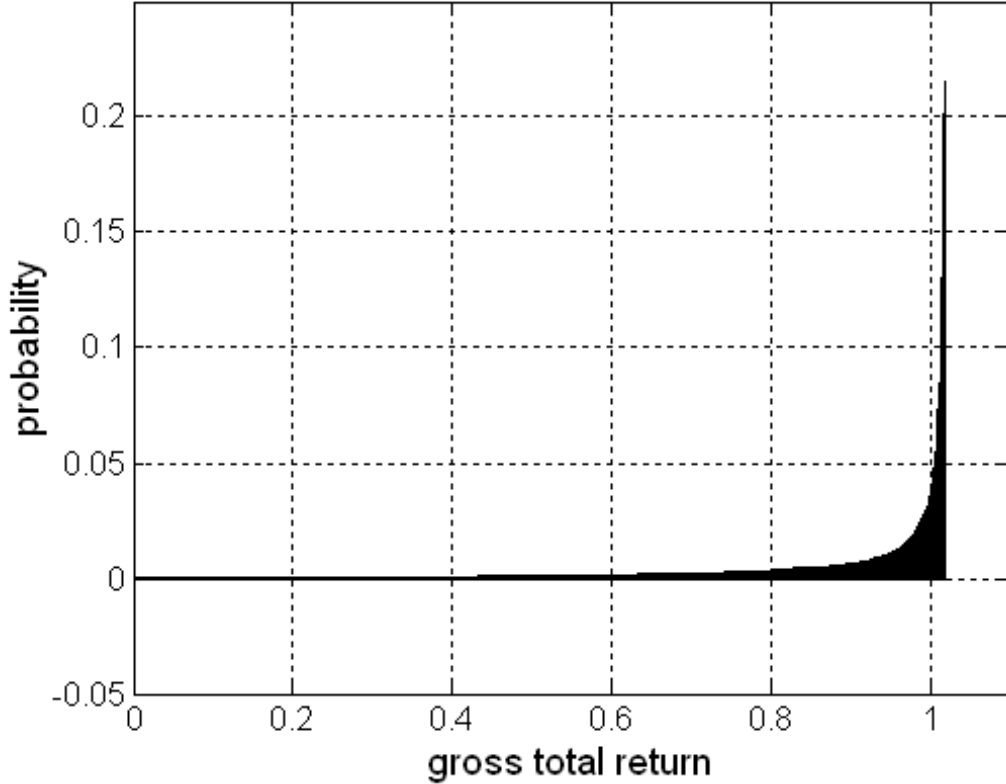


Figure 4: The distribution of realized returns of the average arbitrageur for an arbitrage opportunity for the case of $\delta = -\ln \frac{3}{4}$.

particularly important for this result. The first one is that the duration of the window of arbitrage opportunity is uncertain and, in particular, that it can be arbitrarily long. An example for the departure from this assumption is Gromb and Vayanos (2002). They assume a window with a fixed length, i.e., the gap disappears after an exogenously fixed interval. They show – in contrast to my result – that the gap path will typically decrease in that case. The other critical assumption is that arbitrageurs take both prices and the probability of convergence as given. Zigrand (2004) presents a model where there is imperfect competition among arbitrageurs, while Abreu and Brunnermeier (2002,2003) analyze the case where arbitrageurs are strategic and the time of convergence is determined in equilibrium. The third important assumption is that there is no capital inflow into the market during the window of arbitrage opportunity. In this section, I focus on the implications of relaxing this assumption.

The effect of more flexible capital supply in the industry depends on the exact way it is introduced. One view is that as the gap gets wider, the arbitrage opportunity gets more profitable, so we should expect more capital to enter into the industry.²⁹ I will focus on this argument in the next section

²⁹A similar argument would be that as time goes by more arbitrageurs learn about the opportunity, so the aggregate

and show that in certain scenarios the equilibrium remains virtually unchanged, even if there is a positive relationship between profitability and the level of the entering capital. Another argument is related to the agency view of the arbitrage sector. Hedge funds (arbitrageurs) get their capital from investors who delegate their portfolio decisions hoping that hedge funds know and have access to better opportunities. However, their investors do not have exact information on the abilities and opportunities of hedge funds. Hence, investors use arbitrageurs' past performance as a signal about their abilities. If this effect is strong, there might even be a capital outflow from the market when the gap increases as this is the time when arbitrageurs lose money. Here I do not consider this case, but in Kondor (2006) I adjust the current set up with a formal model of this agency problem and analyze the additional effects on arbitrageurs' strategies and equilibrium prices in detail.

5.1 Partially flexible capital supply: reaching for yield

Let us suppose that there is a positive relationship between the expected profit in the arbitrage market and the level of capital inflow in a given time point. The idea is that there is an external pool of investors who are faced with different costs or outside options. Each time they decide whether to enter the arbitrage market for the given prices and future opportunities. As the arbitrage market gets more profitable, more investors decide to join. This is consistent with the anecdotal evidence that fund managers enter more risky markets when safer opportunities do not provide sufficient profit, i.e., they “reach for yield”. The simplest formalization for such a relationship is to assume that there is one such pool of potential entrants of unit measure with aggregate capital \bar{v}^E and they all enter if the expected profit per unit of capital from the arbitrage opportunity exceeds the threshold J^+ . I will show that as long as \bar{v}^E or J^+ is relatively small, this extension does not change the qualitative properties of the equilibrium.

The idea is related to the fact that the equilibrium of the model is consistent with a scenario when arbitrageurs follow heterogeneous strategies. For example, there might be early birds, who concentrate their investments into early time points and lose all their capital if the window survives longer, while there might also be crisis-hunters who are sitting on the sideline and waiting for long windows when early birds already lost their capital and the gap is wider. Only the measure of arbitrageurs following different strategies has to be consistent with the aggregate investment level described by the equilibrium. Notice, that crisis-hunters in the original set-up and new entrants in the current extension are following the exact same strategy. They enter the market only when the gap is wide enough. Thus, we only have to make sure that the measure of new entrants is consistent with the equilibrium. Then, new entrants can play the role of crisis-hunters while incumbents will concentrate their investment on the early times.

The following proposition states the result.

Proposition 3 *Suppose that a unit measure of incumbents with aggregate capital level \bar{v}^I enter the arbitrage market at time 0 and a unit measure of new entrants with aggregate capital level \bar{v}^E enter*

capital level of arbitrageurs increases.

the market only if the expected gross return reaches the J^+ threshold. Let $\{\bar{v}(t)\}_{t \geq 0}$ be the path of aggregate capital in the robust equilibrium in which $\bar{v}_0 = \bar{v}^E + \bar{v}^I$ and τ the time in which $\bar{v}(\tau) = \bar{v}^E$. If

$$J^+ \leq J'(v(\tau)) \quad (19)$$

the robust equilibrium with new entrants coincides with the robust equilibrium without new entrants where $\bar{v}_0 = \bar{v}^E + \bar{v}^I$.

Proof. Let κ the time when $J'(v(\kappa)) = J^+$. Thus $\kappa \leq \tau$. This will be the time when new entrants enter. Let $\Delta\bar{v} = \bar{v}(\kappa) - \bar{v}^E$, where $\Delta\bar{v} \geq 0$ because $J'(v(t))$ is increasing in t . Let $\mu = \frac{\Delta\bar{v}}{\bar{v}^E + \Delta\bar{v}}$. Then if $\{\bar{x}(t)\}_{t \geq 0}$ is the path of equilibrium positions without new entrants when $\bar{v}_0 = \bar{v}^E + \bar{v}^I$, then the aggregate investment levels

$$\begin{aligned} \bar{x}^I(t) &= \bar{x}(t) \text{ and } \bar{x}^E(t) = 0 \text{ for all } t < \kappa \\ \bar{x}^I(t) &= \mu\bar{x}(t) \text{ and } \bar{x}^E(t) = (1 - \mu)\bar{x}(t) \text{ for all } t \geq \kappa \end{aligned}$$

are consistent with the equilibrium with new entrants, because the indifference condition and the market clearing condition holds and

$$\begin{aligned} \int_0^\infty \bar{x}^E(t) \dot{g}(t) &= \int_\kappa^\infty \bar{x}^E(t) \dot{g}(t) = (1 - \mu) \int_\kappa^\infty \bar{x}(t) \dot{g}(t) = \frac{\bar{v}^E}{\bar{v}^E + \Delta\bar{v}} \bar{v}(\kappa) = \bar{v}^E \\ \int_0^\infty \bar{x}^I(t) \dot{g}(t) &= \int_0^\kappa \bar{x}(t) \dot{g}(t) + \int_\kappa^\infty \mu\bar{x}(t) \dot{g}(t) = \bar{v}_0 - \bar{v}(\kappa) + \frac{\Delta\bar{v}}{\bar{v}^E + \Delta\bar{v}} \bar{v}(\kappa) = \bar{v}^I. \end{aligned}$$

■

It should be clear that by the same argument as in the case of one group of potential entrants, there can be several group of new entrants each of them entering at different threshold as long as the aggregate capital of each of these groups is small enough. Thus, a general positive relationship between new capital and profitability is consistent with the equilibrium. However, two points are critical in this argument. The first one is that the outside pool of capital cannot be too large. If (19) did not hold, all the increasing equilibria of Theorem 1 would disappear and we would end up with the only equilibrium of Theorem 2 which is not robust. The second point is that the relationship between profitability and new entrants is deterministic in this extension. Incumbents expect new entrants, this is why they concentrate their activity on the early time points. However, this point is not critical. One could imagine a stochastic relationship where a wider gap increases the chance of larger capital entry. Thus, the larger the gap the larger the chance that it will be shut down by outside arbitrageurs. But this could be formalized by time-dependent q values which would not change the main qualitative features of the equilibrium.

6 Conclusion

In this paper I present an analytically tractable general equilibrium model of dynamic arbitrage. In the presented model arbitrage opportunities arise because of a temporary pressure on local demand curves of two very similar assets traded in segmented markets. The temporary demand pressure is present for an uncertain, arbitrarily long time span, but disappears in finite time with probability one. Risk-neutral arbitrageurs can take positions in both local markets, and have to decide how to allocate their limited capital across uncertain future arbitrage opportunities. This allocation – together with the uncertain duration of the local demand pressure – determines the future distribution of the price gap between the two assets. Hence, the individually optimal intertemporal allocation of capital and the distribution of future arbitrage opportunities are determined simultaneously in equilibrium.

I argued that competition among arbitrageurs with limited capital transforms the dynamic properties of arbitrage prices. In particular, even if the fundamental process is riskless in the sense that the price gap could never widen, arbitrageurs' activity introduces potential losses. Interestingly, the intuition behind this result is similar to the text-book argument of why unconstrained arbitrageurs eliminate price discrepancies. There, price discrepancies cannot exist, because they are so attractive for arbitrageurs that they would eliminate them. I showed that when arbitrageurs are financially constrained, there cannot be any time instant when there are no potential losses, because this would be a too attractive arbitrage opportunity. Arbitrageurs would increase their positions in these times relative to other times, which would create potential losses. While in the text-book case arbitrage-free prices provide no opportunities to trade on the price differential of fundamentally identical assets, in the presented case with "limited-arbitrage-free prices" arbitrageurs can trade on convergence of such price gap but they also have to bear the risk of further price divergence.

Importantly, I highlighted that the presented mechanism is not based on amplification of an external shock. In the robust equilibrium, there are no exogenous reasons which would result in losses for arbitrageurs in any states of the world. Arbitrageurs' total losses are created endogenously. In a calibrated example, I showed that in this case, arbitrageurs lose most of their capital with positive probability in a relatively short time.

The model illustrates that the presence of price gaps between fundamentally very similar assets does not necessarily indicate the lack of arbitrage activity, even if these gaps are occasionally substantial. In the robust equilibrium, arbitrageurs with limited capital never fully eliminate price gaps. The main effect of their activity is different. They transform the dynamics of the price gap so it will move in a much less predictable way. Thus the arbitrage opportunity becomes much less profitable. Decreasing the predictability of price differentials is the way how positive expected profits are traded away by arbitrageurs.

The simplicity of the presented framework provides the potential of wide applicability to different problems related to limited arbitrage. In Kondor (2006), I demonstrate this potential by building an extension of career concerns on top of my structure. As future work I consider the applicability of this model to a multi-asset set up to analyze contagion across markets and the effects of flight-to-quality and flight-to-liquidity in times of market depression. I believe that the presented mechanism will shed

more light on these issues.

References

- [1] Abreu, D., Brunnermeier, M., 2002. Synchronization risk and delayed arbitrage, *Journal of Financial Economics*, 66, 341-360.
- [2] Abreu, D., Brunnermeier, M., 2003. Bubbles and crashes, *Econometrica*, 71(1), 173-204.
- [3] Agarwal, V., Naik, N. Y., 2004. Risks and portfolio decisions involving hedge funds, *Review of Financial Studies*, 17(1), 63-98.
- [4] Basak, S., Croitoru, B., 2000. Equilibrium mispricing in a capital market with portfolio constraints, *Review of Financial Studies* 13, 715-748.
- [5] Bernardo, A., Welch, I., 2004. Liquidity and financial market runs, *Quarterly Journal of Economics* 119(1), 135-158.
- [6] Brunnermeier, M. K., Pedersen, L. H., 2005. Predatory trading, *Journal of Finance*, 60(4), 1825-1863.
- [7] Danielsson, J., Shin, H.S., 2002. Endogenous risk, LSE, mimeo.
- [8] Danielsson, J., Shin, H.S., Zigrand, J-P., 2004. The impact of risk regulation on price dynamics, *Journal of Banking and Finance*, 28, 1069-108.
- [9] Dixit, A., Pindyck, R., 1994. *Investment under uncertainty*, Princeton: Princeton University Press.
- [10] Edwards, F., 1999. Hedge funds and the collapse of long-term capital management, *Journal of Economic Perspectives* 13, 189-210.
- [11] Engle, R. F., Rosenberg, J. V., 2002. Empirical pricing kernels, *Journal of Financial Economics*, 64, 341-372.
- [12] Froot, K. A. Dabora, E. M., 1999. How are stock prices affected by the location of trade?, *Journal of Financial Economics*, 53(2), 189-216.
- [13] Froot, K., Scharfstein, D., Stein, J., 1993. Risk management: coordinating corporate investment and financing policies, *Journal of Finance*, 48, 1629-1658.
- [14] Gromb, D., Vayanos, D., 2002. Equilibrium and welfare in markets with financially constrained arbitrageurs, *Journal of Financial Economics*, 66, 361-407.
- [15] Holmström, B., Tirole, J., 2001. LAPM: A liquidity-based asset pricing model, *Journal of Finance*, 56(5), 1837-1867.

- [16] Kondor, P., 2006. Career concerns and dynamic arbitrage, LSE, mimeo.
- [17] Kumar, M. S., Persaud, A., 2001. Pure contagion and investors shifting risk appetite: analytical issues and empirical evidence, IMF Working Papers: 01/134.
- [18] Kyle, A. S., Xiong, W., 2001. Contagion as a wealth effect, *Journal of Finance*, 56, 1401-1440.
- [19] Lamont, O. A., Thaler, R. H., 2003. Anomalies: the law of one price in financial markets, *Journal of Economic Perspectives*, 17(4), 191–202.
- [20] Liu, J., Longstaff, F., 2004. Losing Money on Arbitrage: Optimal Dynamic Portfolio Choice in Markets with Arbitrage Opportunities, *Review of Financial Studies*, 17(3), 611-641.
- [21] Loewenstein, R., 2000. *When genius failed: the rise and fall of long-term capital management*, New York, Random House.
- [22] Lucas, R. E. Jr., 1978. Asset prices in an exchange economy, *Econometrica*, 46(6), 1426-1445.
- [23] MacKenzie, D., 2003. Long-Term Capital Management and the sociology of arbitrage, *Economy and Society* 32(3), 349-380.
- [24] Merton, Robert C., 1971. Optimum consumption and portfolio rules in a continuous-time model, *Journal of Economic Theory*, 3, (December):373-413. Reprinted in Merton (1992, Ch. 5).
- [25] Merton, Robert C., 1992. *Continuous-time finance*. Rev. ed. Oxford, U.K.: Basil Blackwell.
- [26] Morris, S., Shin, H. S., 2004. Liquidity black holes, *Review of Finance*, 8, 1-18.
- [27] Nieuwerburgh, S. van, Veldkamp, L., 2005. Information acquisition and portfolio under-diversification, NYU, mimeo.
- [28] Obstfeld, M., 1992. *Dynamic optimization in continuous time economic models (A guide for the perplexed)*, Berkeley, mimeo.
- [29] Plantin, G., Shin, H. S., 2005. “Weight of Money” Pricing and Speculative Dynamics, LSE, mimeo.
- [30] Shleifer, A., Vishny, R., 1997. The limits of arbitrage. *Journal of Finance* 52, 35-55.
- [31] Xiong, W., 2001. Convergence trading with wealth effects. *Journal of Financial Economics* 62, 247-292.
- [32] Zigrand, J-P., 2004. General equilibrium analysis of strategic arbitrage, *Journal of Mathematical Economics*, 40(8), 923-952.

Appendix

A.1 Microfoundation of local traders' behavior

In this appendix I provide a possible microfoundation of local traders' behavior which is consistent with Assumptions 1-7. First I show that a standard OLG set-up with general utility functions is sufficient to satisfy Assumptions 1 and 2 and I give the necessary restriction on the utility function which makes the structure consistent with Assumption 6. For Assumptions 3-7, more structure is needed. Thus I present an example with CARA utilities which satisfy all assumptions. The reader may observe that Assumption 7 is the most demanding. It is virtually equivalent with the requirement of the negative exponential utility function in a representative agent framework. Although it might seem too restrictive, this assumption is not critical for the main results of the paper. It only significantly simplifies the analysis.

Let us suppose that each trader lives for a fixed interval of Δ_d and a new generation of traders is born in each time instant.³⁰ As the assets pay a dividend once in each Δ_d interval, each trader receives a dividend payment exactly once in her lifetime. Each trader receives a lifetime endowment and makes a buy-and-hold investment decision when born, and liquidates her investment and consumes the proceeds just before she dies. Her lifetime endowment, $n^i(t)$, consists of a constant wage, n , and a non-tradable stochastic component which is correlated with the pay-off of the risky asset, $\tilde{R}(t_d)$. In particular, the stochastic component pays $\omega^i \tilde{R}(t_d)$ units at each t if the window is open. Hence, the value of her endowment just before she dies will be

$$n^i(t) = n + \omega^i \tilde{R}(t_d) \quad i = A, B$$

and $\omega^B = \omega' \neq \omega^A = \omega''$. The window closes when the stochastic component disappears, i.e., $\omega^A = \omega^B = 0$.

Each young trader born at time t on island i makes the investment decision of buying $\theta^i(t)$ units of the risk asset when born. In time $t + \Delta_d$ when old, she liquidates her investment and consumes her total income: the value of her endowment plus the proceeds of her investment decision. Each of them values consumption according to a standard, strictly increasing and concave utility function $u(\cdot)$. Hence, an i -trader, $i = A, B$, born at t in a window solves the problem

$$\max_{\theta^i(t)} E_{\tilde{R}(t_d)} \left[\begin{aligned} & (1 - e^{-\Delta_d \delta}) u \left(n + \omega^i \tilde{R}(t_d) + \theta^i(t) \left(\tilde{R}(t_d) + p^c(t + \Delta_d) - p^i(t) \right) \right) \\ & + e^{-\Delta_d \delta} u \left(n + \omega^i \tilde{R}(t_d) + \theta^i(t) \left(\tilde{R}(t_d) + p^i(t + \Delta_d) - p^i(t) \right) \right) \end{aligned} \right] \quad (20)$$

where the notation is the same as in the main text. The first order condition of this problem implicitly determines the inverse demand curves $p^i(t) = d^i(\theta^i(t), p^i(t + \Delta_d), p^c(t + \Delta_d))$ as long as the window

³⁰The OLG formulation is a simplifying assumption to keep our model tractable. It is not necessary for our story to go through. For example, infinitely lived agents of Lucas (1978) would be consistent with the intuition. However, this would make the model much less tractable as in this case asset prices would depend on both future and present consumption, so they would depend on past, present and future asset-holdings. This would complicate the analysis without providing virtually any added value.

is open. Note that this demand curve is a special case of (1), as it depends only on future price at $t + \Delta_d$.

Here, I endogenize the price when the window is closed, $p^c(t)$. I assume that windows can reopen but only after staying closed at least for an interval of Δ_d . Hence, the window can change its state only once in each trader's lifetime. The new window will be one of two types. It will be either the same as the first one, or it can be a *reverse window*, where the roles of the two groups of traders are reversed, i.e., $\omega^B = \omega'' \neq \omega^A = \omega'$. Conditional on a closed window, a new window of each type opens with probability $\frac{\delta_c}{2}$ in each time instant. This symmetric structure ensures that arbitrageurs do not have any motivation to trade when the window is closed, which is consistent with the main text. Hence, when the window is closed, traders born in t solve a very similar problem to (20):

$$\begin{aligned} & \max_{\tilde{R}_t} E_{\tilde{R}_t} \left[\left(-e^{-\Delta_d \delta_c} \right) u \left(n + \theta^i(t) \left(\tilde{R}(t_d) + p^c(t + \Delta_d) - p^c(t) \right) \right) \right] + \\ & + E_{\tilde{R}_t} \left[\left(1 - e^{-\Delta_d \frac{\delta_c}{2}} \right) \left(u \left(n + \theta^i(t) \left(\tilde{R}(t_d) + p^A(t + \Delta_d) - p^c(t) \right) \right) + \right. \right. \\ & \left. \left. + u \left(n + \theta^i(t) \left(\tilde{R}(t_d) + p^B(t + \Delta_d) - p^c(t) \right) \right) \right) \right] \\ i & = A, B. \end{aligned} \quad (21)$$

where I exploited the symmetry in our structure, i.e., that in both islands in one of the possible windows the future price will be $p^A(t + \Delta_d)$ and in the other window it will be $p^B(t + \Delta_d)$. The first order condition of this exercise gives the inverse demand function $p^c(t) = d^c(\theta^i(t), p^A(t + \Delta_d), p^B(t + \Delta_d), p^c(t + \Delta_d))$.

With the help of the first order conditions of problems (20) and (21) the system (2)-(3) which determines autarchy prices modifies to

$$p^c = \frac{1}{2} (p^{A*} + p^{B*}) + \frac{1}{q} E(\tilde{R}). \quad (22)$$

$$p^{A*} - p^c = \frac{E \left(u' \left(n + \omega^A \tilde{R}(t_d) \right) \tilde{R}(t_d) \right)}{(1 - e^{-\delta \Delta_d}) E \left(u' \left(e + \omega^A \tilde{R}(t_d) \right) \right)} \quad (23)$$

$$p^{B*} - p^c = \frac{E \left(u' \left(n + \omega^B \tilde{R}(t_d) \right) \tilde{R}(t_d) \right)}{(1 - e^{-\delta \Delta_d}) E \left(u' \left(e + \omega^B \tilde{R}(t_d) \right) \right)} \quad (24)$$

after straightforward manipulations. It is simple to show that these three equations determine unique and well defined autarchy prices of p^{A*} , p^{B*} and p^c values. As arbitrageurs do not trade when the windows are closed $p^c(t + \Delta_d) = p^c(t) = p^c$, which is consistent with the main text.

The above structure satisfies Assumptions 1 and 2. However, since Fishburn and Porter (1976) we know that agents with general utility functions might demand more of stochastically dominated gambles. Thus, Assumption 6 might not hold. Hadar and Seo (1990) shows that a necessary and sufficient condition for Assumption 6 to hold in the presented set up is that the relative risk aversion is less than or equal to 1 for every possible consumption level $W(t)$.

A.1.1 Example: the CARA-symmetric framework

Let us suppose that the utility of traders with consumption $W(t + \Delta_d)$ when old is $u(W(t + \Delta_d)) = -e^{(-\alpha W(t + \Delta_d))}$, and $\tilde{R}(t_d)$ has a bivariate distribution. In each t_d , $\tilde{R}(t_d)$ is either $R > 0$ or $-R$ with equal probability and $\omega^A = -\omega^B = -\omega$.

In this structure trader A choosing position $\theta(t)$ maximizes

$$\begin{aligned} -E_{\tilde{p}^A(t+\Delta_d), \tilde{R}(t_d)} e^{-\alpha((n-\omega\tilde{R}(t_d)+\theta(t)(\tilde{R}(t_d)+\tilde{p}^A(t+\Delta_d)-p^A(t))))} = \\ = -e^{-\alpha(n-(p^A(t)-p^c)\theta(t))} E_{\tilde{p}^A(t+\Delta_d)-p^c} e^{-\alpha(\theta(t)(\tilde{p}^A(t+\Delta_d)-p^c))} E_{\tilde{R}(t_d)} e^{-\alpha(\theta(t)-\omega)\tilde{R}(t_d)}, \end{aligned}$$

which is equivalent with maximizing

$$\begin{aligned} \alpha(n - (p^A(t) - p^c)\theta(t)) - \ln\left(\left(1 - e^{-\delta\Delta_d}\right) + e^{-\delta\Delta_d} e^{-\alpha(\theta(t)(p^A(t+\Delta_d)-p^c))}\right) - \\ - \ln\frac{1}{2}\left(e^{-\alpha(\theta(t)-\omega)R} + e^{\alpha(\theta(t)-\omega)R}\right). \end{aligned}$$

This, and the analogous problem for trader B give the inverse demand curves

$$p^A(t) - p^c = p^c - p^B(t) = \frac{g(t)}{2} = \frac{\frac{g(t+\Delta_d)}{2}}{(e^{\delta\Delta_d} - 1)e^{\alpha\theta(t)\frac{g(t+\Delta_d)}{2}} + 1} + R \frac{e^{-\alpha(\theta(t)-\omega)R} - e^{\alpha(\theta(t)-\omega)R}}{e^{-\alpha(\theta(t)-\omega)R} + e^{\alpha(\theta(t)-\omega)R}}. \quad (25)$$

Thus, the structure is symmetric in the sense of Assumption 7.

The autarchy prices are given by

$$p^{A*} - p^c = p^c - p^B = \frac{g^*}{2} = p^i(0, p^{A*} - p^c) = \frac{R \frac{e^{\alpha\omega R} - e^{-\alpha\omega R}}{(e^{\alpha\omega R} + e^{-\alpha\omega R})}}{1 - \frac{1}{e^{\delta\Delta_d}}} > 0.$$

Because of $p^A(t) - p^c = p^c - p^B(t)$ for any $\theta(t)$, $\bar{\theta} = \bar{\theta}(p_{t+1}^A, p_{t+1}^B)$ the position which eliminates the gap between current prices for given future prices, is given as the unique and positive solution of

$$\frac{\frac{g(t+\Delta_d)}{2}}{(e^{\delta\Delta_d} - 1)e^{\alpha(\bar{\theta}\frac{g(t+\Delta_d)}{2})}} + 1 = R \frac{e^{\alpha(\bar{\theta}-\omega)R} - e^{-\alpha(\bar{\theta}-\omega)R}}{(e^{-\alpha(\bar{\theta}-\omega)R} + e^{\alpha(\bar{\theta}-\omega)R})}. \quad (26)$$

$\bar{\theta}$ is well defined and positive, because the left hand side is a positive and monotonically decreasing function in $\bar{\theta}$, while the right hand side is monotonically increasing in $\bar{\theta}$ and at $\bar{\theta} = 0$ the right hand side is larger than the left hand side. Hence, Assumption 3 is satisfied. As the domain of right hand side of (25) contains R^+ for both arguments, Assumption 4 is also satisfied.

I show now that Assumption 5 holds for demand curve (25). I have to demonstrate that if θ^+ is a

solution of the equation

$$-\frac{(1 - e^{-\delta\Delta_d}) e^{\delta\Delta_d + \alpha\left(\theta^+ + \frac{g^+}{2}\right)}}{(1 - e^{-\delta\Delta_d}) e^{\delta\Delta_d + \alpha\left(\theta^+ + \frac{g^+}{2}\right)} + 1} \frac{g^+}{2} = R \frac{e^{\alpha(\theta^+ - \omega)R} - e^{-\alpha(\theta^+ - \omega)R}}{(e^{-\alpha(\theta^+ - \omega)R} + e^{\alpha(\theta^+ - \omega)R})} \quad (27)$$

for a given g^+ then $g^+ > g^*$ implies $\theta^+ < 0$ and $g^+ < 0$ implies $\theta^+ > 0$. Let us start with the first case. Observe that the right-hand side is a monotonically increasing function of θ^+ while the left-hand side is monotonically decreasing in θ^+ for all g^+ . We know from the definition of g^* that if $g^+ = g^*$ then $\theta^+ = 0$. Thus, if $g^+ > g^*$ then

$$-\frac{(1 - e^{-\delta\Delta_d}) e^{\delta\Delta_d + \alpha\left(\theta^+ + \frac{g^+}{2}\right)}}{(1 - e^{-\delta\Delta_d}) e^{\delta\Delta_d + \alpha\left(\theta^+ + \frac{g^+}{2}\right)} + 1} \frac{g^+}{2} \Big|_{\theta^+=0} < R \frac{e^{\alpha(\theta^+ - \omega)R} - e^{-\alpha(\theta^+ - \omega)R}}{(e^{-\alpha(\theta^+ - \omega)R} + e^{\alpha(\theta^+ - \omega)R})} \Big|_{\theta^+=0}.$$

Consequently, if $g^+ > g^*$ θ^+ must be negative to make the two sides of (27) equal. Similarly, the pair $g^+ = 0$, $\theta^+ = \omega$ satisfies (27). But if $g^+ < 0$

$$-\frac{(1 - e^{-\delta\Delta_d}) e^{\delta\Delta_d + \alpha\left(\theta^+ + \frac{g^+}{2}\right)}}{(1 - e^{-\delta\Delta_d}) e^{\delta\Delta_d + \alpha\left(\theta^+ + \frac{g^+}{2}\right)} + 1} \frac{g^+}{2} \Big|_{\theta^+=\omega} > R \frac{e^{\alpha(\theta^+ - \omega)R} - e^{-\alpha(\theta^+ - \omega)R}}{(e^{-\alpha(\theta^+ - \omega)R} + e^{\alpha(\theta^+ - \omega)R})} \Big|_{\theta^+=\omega} = 0.$$

Thus, if $g^+ < 0$, then θ^+ must be larger than ω to make the two sides of (27) equal.

The last step is to check whether the relative risk aversion is less than or equal to 1 in the relevant range of $\theta \in [0, \bar{\theta}^{\max}]$ and $g_{t+1} \in [0, g^*]$. This implies that

$$\frac{1}{\alpha} > n - \omega \tilde{R}(t_d) + \theta(t) \left(\tilde{R}(t_d) + \tilde{p}^A(t + \Delta_d) - p^A(t) \right)$$

has to hold for all $\tilde{R}(t_d)$ and $\theta \in [0, \bar{\theta}^{\max}]$ and $g_{t+1} \in [0, g^*]$. As the supports of all variables on the right hand side are bounded, there must be a small enough α which makes the inequality hold.

A.2 Proofs

Proof of Theorems 1 and 2. The interior solutions of the dynamic system are characterized by differential equations (8) and (7). First, let us check whether corner solutions are possible. In a corner solution, there is a time T when the aggregate budget constraint binds and arbitrageurs cannot take positions. However, if $\bar{v}(T) = 0$, $\bar{v}(T + \tau) = 0$ for all $\tau \geq 0$, because arbitrageurs cannot realize gains without taking positions. Hence, if such a time point existed, $\bar{x}(T + \tau) = 0$ and $g(T + \tau) = g^*$ for $\tau \geq 0$ as in autarchy. But observe, that the expected marginal profit in autarchy is infinity because arbitrageurs' positions are not constrained when $\dot{g}(t) = 0$. Which is a contradiction as it would imply that arbitrageurs would not save capital for investing at a time providing infinite marginal profit. Thus we have only interior solutions.

By standard methods the general solution of the non-homogenous linear differential equation of

(8) is

$$J'(v(t)) = 1 + c_1 e^{\delta t}$$

where c_1 is a constant. Plugging in the general solution of (8) into (7) gives the homogenous linear differential equation

$$\frac{\dot{g}(t)}{g(t)} = \frac{\delta}{1 + c_1 e^{\delta t}}$$

with the general solution of

$$g(t) = c_2 \frac{1}{1 + c_1 e^{\delta t}} e^{\delta t} \quad (28)$$

where c_2 is a constant. Thus, $\lim_{t \rightarrow \infty} g(t) = \frac{c_2}{c_1}$ and $g(0) = \frac{c_2}{1+c_1}$.

There is evidently an equilibrium, if $g(t) = 0$ for all t . This satisfies all the conditions with $c_1 = c_2 = 0$ and the budget constraint in this case is

$$\int_0^\infty \bar{x}(t) \dot{g}(t) dt = 0 \leq \bar{v}_0. \quad (29)$$

To find other solutions, note that from the construction of the system, $g(t)$ and $\dot{g}(t)$ must have the same sign. Otherwise the gap can move only in one direction and arbitrageurs have a safe profit opportunity. This would make them to increase their positions without bounds so $g(t)$ would reach 0 by Assumption 3. Thus, $c_1 > 0$.

Let us suppose first that $c_2 < 0$. In this case, $g(t)$ would be always negative, monotonically increasing and would converge to the negative level $\frac{c_2}{c_1}$. Let us suppose that there exist a $\{\bar{x}(t)\}_{t \geq 0}$, which supports this path. Because of the continuity of $f(\bar{x}(t), g(h)_{h>t})$, there must be a large enough T that for any $T + \tau$, the market clearing aggregate investment levels $\{\bar{x}(t)\}_{t \geq T}$ implied by the market clearing condition

$$g(t) = f(\bar{x}(t), g(h)_{h>t})$$

would not change sign. As the limit of this path must be given by

$$\frac{c_2}{c_1} = f\left(\bar{x}(T + \tau), \frac{c_2}{c_1}\right) < 0,$$

Assumption 5 implies that $\bar{x}(T + \tau)$ is positive for all $\tau \geq 0$. In this case the potential loss each time on each unit is $g(T + \tau)$ hence, the budget constraint has the form of

$$\int_{T+\tau}^\infty -\bar{x}(t) g(t) dt \leq \bar{v}_0. \quad (30)$$

But – as neither $\bar{x}(t)$ nor $g(t)$ converges to 0 – the left hand side is not convergent which is a contradiction. Analogous arguments rule out the possibility of $c_2 > c_1 g^*$ where the aggregate positions are negative by Assumption 5 at least after a fixed time T .

Thus, the only possibility is that $\frac{c_2}{c_1} = g_\infty \in (0, g^*]$. In this case all $g(t)$ are positive and $g(t)$ is monotonically increasing. From $g(0) = g_0$ and $\lim_{t \rightarrow \infty} g(t) = g_\infty$, we get $c_1 = \frac{g_0}{g_\infty - g_0}$, $c_2 = \frac{g_0}{g_\infty - g_0} g_\infty$,

thus

$$g_t = \frac{g_\infty g_0}{g_0 (1 - e^{-\delta t}) + g_\infty e^{-\delta t}} \quad (31)$$

$$J'(v(t)) = J'(t) = 1 + \frac{g_0}{g_\infty - g_0} e^{\delta t}. \quad (32)$$

Observe, that if we compare local traders' distribution of pay-offs in the autarchy case and when $0 < g(t) < g^*$ is monotonically increasing, by Assumption 6, we have to conclude that $x(t) \in (0, \bar{\theta}^{\max})$ for all t . Thus the largest loss each time is $\dot{g}(t)$. As the expected instantaneous profit is positive in each time point, the budget constraint has to be strict:

$$\int_0^\infty \bar{x}(t) \dot{g}(t) dt = \bar{v}_0. \quad (33)$$

The last step is to find a g_0 as a function of \bar{v}_0 for a given g_∞ to satisfy the budget constraint (33). The path $\{g(t)\}_{t \geq 0}$ will give the path $\{\bar{x}(t)\}_{t \geq 0}$ by the market clearing condition. First note that for a given g_∞ if $\{g(t)\}_{t \geq 0}$ is the path with $g(0) = g_0$ and $\{g^+(t)\}_{t \geq 0}$ is the path with a $g(0) = g_0^+$ where $g_0 < g_0^+$ then the two paths differ only in their starting points, i.e., there is a h that $g^+(t) = g(t+h)$ for all t . To see this, observe that as $g(t)$ is continuous and monotonically increasing between g_0 and g_∞ there must be a h that $g(h) = g_0^+$. But then

$$\begin{aligned} g^+(t) &= \frac{g_\infty g_0^+}{g_\infty e^{-\delta t} + g_0^+ (1 - e^{-\delta t})} = \frac{g_\infty \frac{g_\infty g_0}{g_\infty e^{-\delta h} + g_0 (1 - e^{-\delta h})}}{g_\infty e^{-\delta t} + \frac{g_\infty g_0}{g_\infty e^{-\delta h} + g_0 (1 - e^{-\delta h})} (1 - e^{-\delta t})} = \\ &= g_0 \frac{g_\infty}{e^{-\delta(t+h)} g_\infty + g_0 (1 - e^{-\delta(t+h)})} = g(t+h). \end{aligned}$$

This implies that

$$\int_0^\infty \bar{x}(t) \dot{g}(t) dt = \int_0^h \bar{x}(t) \dot{g}(t) dt + \int_0^\infty \bar{x}(t) \dot{g}^+(t) dt > \int_0^\infty \bar{x}(t) \dot{g}^+(t) dt,$$

thus $\int_0^\infty \bar{x}(t) \dot{g}(t) dt$ is monotonically decreasing in g_0 for any fixed g_∞ . Consequently, if

$$\bar{v}_0^{\max, g_\infty} = \lim_{g_0 \rightarrow 0} \int_0^\infty x(t) \dot{g}(t) dt,$$

for any $\bar{v}_0 \in (0, \bar{v}_0^{\max, g_\infty})$ there exists a single g_0 that

$$\int_0^\infty \bar{x}(t) \dot{g}(t) dt = \bar{v}_0.$$

■

Proof of Theorem 3. Interior solutions of the dynamic system with $m > 0$ are given by

$$\dot{J}'(v(t)) = J'(v(t))\delta - \delta \quad (34)$$

$$\delta g(t) = J'(v(t))(\dot{g}(t) + m). \quad (35)$$

The general solution is

$$J'(v(t)) = 1 + c_1 e^{\delta t} \quad (36)$$

$$g(t) = \frac{m\left(\frac{1}{\delta} - e^{\delta t} c_1\right) + e^{\delta t} c_2}{1 + c_1 e^{\delta t}}. \quad (37)$$

It is clear that the budget constraint can only converge if $\lim_{t \rightarrow \infty} \bar{x}(t) = 0$ so $\lim_{t \rightarrow \infty} g(t) = g^*$. As $\lim_{t \rightarrow \infty} \frac{m\left(\frac{1}{\delta} - e^{\delta t} c_1\right) + e^{\delta t} c_2}{1 + c_1 e^{\delta t}}$ is not convergent, there cannot be an interior solution for all t . Hence, by large enough T arbitrageurs will lose all their capital and we must have a corner solution of $\bar{x}(T + \tau) = 0$ and $g(T + \tau) = g^*$ for $\tau \geq 0$. As this implies a stationary environment and $\delta > 0$, in this case arbitrageurs would choose to invest all their capital in time T if they had any. Thus, $J'(v(T)) = g^* \frac{\delta}{m}$ and $c_1 = \frac{\delta g^* - m}{e^{\delta T} m}$. From $g(T) = g^*$,

$$c_2 = e^{-\delta T} \left(g^* \delta \frac{g^*}{m} - m \frac{1}{\delta} + (\delta g^* - m) T \right).$$

Consequently, for all $0 \leq t < T$

$$g(t) = \frac{m \frac{1}{\delta} (1 - e^{-\delta(T-t)}) + e^{-\delta(T-t)} \left(g^* \delta \frac{g^*}{m} + (\delta g^* - m) (T - t) \right)}{1 + \frac{\delta g^* - m}{m} e^{-\delta(T-t)}}.$$

Observe that

$$\frac{\partial g(t)}{\partial t} = \frac{(\delta g - m) e^{-\delta(T-t)} \frac{(\delta g - m)(1 - e^{-\delta(T-t)}) + \delta m(T-t)}{m}}{\left(1 + \frac{\delta g - m}{m} e^{-\delta(T-t)}\right)^2} > 0.$$

Similarly to the proof of Theorem 1, we know that there is $\{\bar{x}(t)\}_{t \geq 0} \in [0, \bar{\theta}^{\max})$ which satisfy the market clearing condition

$$g(t) = f(\bar{x}(t), g(h)_{h>t})$$

for all t . The last step is to find T . By definition of T , we know that

$$\int_0^T \bar{x}(t) (\dot{g}(t) + m) dt = \bar{v}_0 \quad (38)$$

must hold. Since $g(t)$ depends on time only through $T - t$, the left hand side of (38) is monotonically increasing in T . As

$$\lim_{T \rightarrow 0} \int_0^T \bar{x}(t) (\dot{g}(t) + m) dt = 0$$

and

$$\lim_{T \rightarrow \infty} \int_0^T \bar{x}(t) (\dot{g}(t) + m) dt = \infty,$$

for any $\bar{v}_0 > 0$, there must be a unique T which satisfies (38). ■

Proof of Theorem 4. As I showed in the proof of Theorem 1, the robust equilibrium is given by the general solution of differential equations (7)-(8), (28) and two boundary conditions. The first one is $\lim_{t \rightarrow \infty} g(t) = g^*$ which gives $c_2 = g^* c_1$. The second one is the budget constraint (33). In the proof, I defined g_0 in terms of c_1 and used (33) to pin down g_0 . An equivalent step is to pin down c_1 by (33). Observe also that the unique equilibrium when $m > 0$ can be given by the following steps. We know that for all $t \leq T$ the general solution is

$$g(t) = \frac{m \left(\frac{1}{\delta} - e^{\delta t} c_1^m t \right) + e^{\delta t} c_2^m}{1 + c_1^m e^{\delta t}} \quad (39)$$

where I added subscript m to the constants c_1^m and c_2^m to distinguish from the corresponding constants in the robust equilibrium. Instead of expressing c_1^m from the boundary condition

$$J'(v(T)) = 1 + c_1^m e^{\delta T} = g^* \frac{\delta}{m},$$

we can equivalently express T as

$$T = \frac{1}{\delta} \ln \frac{\delta g^* - m}{m c_1^m}.$$

Substituting T into (39), the boundary condition $g(T) = g^*$ gives

$$c_2^m = c_1 \left(\frac{\delta (g^*)^2}{(\delta g^* - m)} + m \frac{1}{\delta} \ln \frac{\delta g^* - m}{m c_1^m} \right). \quad (40)$$

Finally, c_1^m is pinned down by the modified budget constraint after substituting (40) into (39):

$$\int_0^{\frac{1}{\delta} \ln \frac{\delta g^* - m}{m c_1^m}} x(t) (\dot{g}(t) + m) dt = \bar{v}_0. \quad (41)$$

Observe that as $m \rightarrow 0$, the general solution (37) converges to (28), $\lim_{m \rightarrow 0} c_2^m = c_1^m g^*$, $\lim_{m \rightarrow 0} T = \infty$, thus the left hand side of (41) converges to the left hand side of (33). Consequently, $\lim_{m \rightarrow 0} c_1^m = c_1$ and the equilibrium with $m > 0$ must converge to the robust equilibrium. ■