



UNIVERSITY OF LEEDS

This is a repository copy of *Scaling behaviour in spherical shell rotating convection with fixed-flux thermal boundary conditions*.

White Rose Research Online URL for this paper:
<http://eprints.whiterose.ac.uk/155596/>

Version: Accepted Version

Article:

Long, RS, Mound, JE orcid.org/0000-0002-1243-6915, Davies, CJ et al. (1 more author) (2020) Scaling behaviour in spherical shell rotating convection with fixed-flux thermal boundary conditions. *Journal of Fluid Mechanics*, 889. A7. ISSN 0022-1120

<https://doi.org/10.1017/jfm.2020.67>

© The Author(s), 2020. Published by Cambridge University Press. This article has been published in a revised form in *Journal of Fluid Mechanics* <https://doi.org/10.1017/jfm.2020.67>. This version is free to view and download for private research and study only. Not for re-distribution, re-sale or use in derivative works.

Reuse

Items deposited in White Rose Research Online are protected by copyright, with all rights reserved unless indicated otherwise. They may be downloaded and/or printed for private study, or other acts as permitted by national copyright laws. The publisher or other rights holders may allow further reproduction and re-use of the full text version. This is indicated by the licence information on the White Rose Research Online record for the item.

Takedown

If you consider content in White Rose Research Online to be in breach of UK law, please notify us by emailing eprints@whiterose.ac.uk including the URL of the record and the reason for the withdrawal request.



eprints@whiterose.ac.uk
<https://eprints.whiterose.ac.uk/>

Scaling behaviour in spherical shell rotating convection with fixed-flux thermal boundary conditions

Robert S. Long^{1†}, Jon E. Mound², Christopher J. Davies² and Steven M. Tobias³

¹EPSRC Centre for Doctoral Training in Fluid Dynamics, University of Leeds, Leeds LS2 9JT, UK

²School of Earth and Environment, University of Leeds, Leeds LS2 9JT, UK

³Department of Applied Mathematics, University of Leeds, Leeds LS2 9JT, UK

(Received xx; revised xx; accepted xx)

Bottom-heated convection in rotating spherical shells provides a simple analogue for many astrophysical and geophysical fluid systems. We construct a database of 74 three-dimensional numerical convection models to investigate the scaling behaviour of seven diagnostics over a range of Ekman ($10^{-6} \leq E \leq 10^{-3}$) and Rayleigh ($15 \leq \widetilde{Ra} \leq 18000$) numbers while using a Prandtl number of unity. Our model configuration is chosen to be Earth-like as defined by the fixed flux thermal boundary conditions, radius ratio r_i/r_o of 0.35 and a gravity profile that varies linearly with radius. The quantities of interest are the viscous and thermal boundary layer thickness, mean temperature gradient, mean interior temperature, Nusselt number, horizontal length scale, and Reynolds number. We find four parameter regimes characterised by different scaling behaviour. For $E \leq 10^{-4}$ and low Ra the weakly nonlinear regime is characterised by a balance between viscous, Archimedean and Coriolis forces and the heat transfer is described by weakly nonlinear theory. At low E and moderate Ra , the rapidly rotating regime sees inertia take over from viscosity in the global force balance. The heat transfer scaling has increasing exponent with decreasing Ekman number and shows no saturation to the diffusion free $Ra^{3/2}E^2$ scaling. At high Ra and all E the importance of the Coriolis force gradually decreases and all diagnostics continually change in the transitional regime before approaching the scaling behaviour of non-rotating convection.

Key words:

1. Introduction

Convection plays a key role in the interior dynamics of many planets and stars. Spherical geometry and rotation are important in many of these natural convecting systems, including Earth's liquid metal outer core, solar and stellar interiors, and planetary atmospheres. The length scales associated with core convection in the Earth, range from narrow columns on the order of 10 m to system size flow structures (Jones 2015). Similarly the range of timescales varies from the rotation period on the diurnal scale, to inertial waves on the decadal scale, and geomagnetic reversals which occur on average a few times

† Email address for correspondence: scr1@leeds.ac.uk

every million years (Holme & Olson 2007). The convective state of these astrophysical and geophysical systems, and the resulting heat transport, cannot be probed directly via numerical or physical experiment as the parameters of the system give rise to highly complex spatial and temporal behaviour. Consequently, a large body of work exists (described below) deriving and testing scaling relationships for convection between the independent and dependent variables. This current work is motivated by convection in planetary cores where the effects of rotation and spherical geometry are important in determining the dynamics. We focus here on how rotation affects the scaling behaviour of both global and local diagnostics describing the heat transport (Nusselt number, interior temperature gradients, interior temperatures, thermal boundary layers) and flow properties (Reynolds number, convective length scales, viscous boundary layers). In what follows we will discuss the different scaling behaviours previously observed in both the plane-layer and spherical shell geometries and the different physical regimes of rotating convection, all of which is discussed for Boussinesq convection.

1.1. Rayleigh-Bénard convection in a plane layer

Rayleigh-Bénard convection (RBC) is a paradigm problem of turbulent fluid dynamics; the addition of rotation provides a simplified dynamical analogue for many planetary and stellar systems. The RBC paradigm consists of a fluid contained between two rigid horizontal plates with gravity acting perpendicular to the plates. A sufficiently high temperature difference ΔT is maintained between the boundaries to destabilise the fluid layer. For a given aspect ratio the non-dimensional parameters governing the system are the Rayleigh number, Ra , and Prandtl number, Pr (see table 1). The effect of rotation, when present, is encapsulated by a third non-dimensional parameter, the Ekman number, E , which measures the relative importance of viscosity to rotation.

Rotating RBC has been shown to display dynamics in one of two regimes; rapidly rotating (RR) and weakly-rotating (WR) as evidenced by global heat transfer behaviour measured by the Nusselt number, Nu (e.g. King *et al.* 2009; Schmitz & Tilgner 2010). Nu is defined as the ratio of the total heat transport (sum of convective and conductive contributions) to the conductive heat transport. Here, we briefly review some relevant results for rotating RBC and refer the reader to Plumley & Julien (2019) for a detailed discussion of $Nu - Ra$ behaviour. With no-slip mechanical boundary conditions RR convection exhibits suppressed heat transfer relative to non-rotating convection with the scaling exponent increasing monotonically with decreasing Ekman number, $Nu \sim Ra^{\lambda(E)}$ (e.g. Cheng *et al.* 2015; Kunnen *et al.* 2016). Plane layer simulations with stress free boundaries however find that the heat transport saturates at the asymptotic scaling $Nu \sim Ra^{3/2} E^2$ (Julien *et al.* 2012a). In the no-slip case, the presence of Ekman boundary layer effects can enhance the heat transport leading to larger scaling exponents (e.g. Stellmach *et al.* 2014; Plumley *et al.* 2016) such as those observed by Cheng *et al.* (2015) and Kunnen *et al.* (2016). Heat transfer in the WR regime behaves similarly to that for convection without rotation: the empirical $Nu \sim Ra^{2/7}$ scaling is observed for moderate Rayleigh numbers ($Ra \leq 10^{10}$) before saturating at $Nu \sim Ra^{1/3}$ for sufficiently high values of Ra ($Ra \geq 10^{10}$) (Cheng *et al.* 2015).

Three main parameters have been suggested to control the transition from RR to WR convection. King *et al.* (2009, 2012) suggest that the transition between the RR and WR regimes occurs when the thermal boundary layer becomes thinner than the viscous boundary layer, occurring at either $RaE^{7/4} \sim \mathcal{O}(1)$ or $RaE^{3/2} \sim \mathcal{O}(1)$ depending on whether $Nu \sim Ra^{2/7}$ or $Nu \sim Ra^{1/3}$ (for the range of Ra studied here we find the

Quantity	Symbol	Definition	Meaning	Simulations	Earth's core
Ekman number	E	$\frac{\text{viscosity}}{\text{Coriolis}}$	$\frac{\nu}{2\Omega h^2}$	$10^{-6} \leq E \leq \infty$	10^{-15}
Prandtl number	Pr	$\frac{\text{viscous diffusion}}{\text{thermal diffusion}}$	$\frac{\nu}{\kappa}$	1	0.01 – 1
Modified Rayleigh number	\widetilde{Ra}	$\frac{\text{buoyancy}}{\text{diffusion}}$	$\frac{\alpha g_o \beta}{2\Omega \kappa}$	$10 \leq \widetilde{Ra} \leq 2 \times 10^4$	10^{13}
Rayleigh number	Ra	$\frac{\text{buoyancy}}{\text{diffusion}}$	$\frac{\alpha g_o \Delta T h^3}{\nu \kappa}$	$10^4 \leq Ra \leq 2 \times 10^9$	10^{29}

Table 1: Dimensionless parameters governing rotating convection. Here ν is the fluid's viscous diffusivity, Ω is the angular rotation rate, h is the depth of the fluid layer, κ is the thermal diffusivity, α is the coefficient of thermal expansion, g_o is the gravitational acceleration (defined at the outer boundary for spherical shell cases), β is a measure of the imposed heat flux and ΔT is the imposed temperature drop across the fluid layer. The modified Rayleigh number \widetilde{Ra} is the rotational flux Rayleigh number and is used as an input parameter in this study. \widetilde{Ra} can be transformed to the traditional Rayleigh number, Ra as follows $Ra \propto \widetilde{Ra}/(ENu)$ where the constant of proportionality is a geometric factor. A radius ratio $r_i/r_o = 0.35$ is used throughout.

$Nu \sim Ra^{2/7}$ scaling behaviour and consequently test the $RaE^{7/4}$ boundary layer crossing parameter, see section 2.3 for details). Alternatively, models with asymptotically small E by Julien *et al.* (2012b) suggest that the transition occurs when the thermal boundary layers are no longer in geostrophic balance, predicting a transition at $RaE^{8/5} \sim \mathcal{O}(1)$. Other works advocate the convective Rossby number, $Ro_c = \sqrt{RaE^2/Pr} \sim \mathcal{O}(1)$ (Gilman 1977) to demarcate the transition. There is no consensus on what controls the RR-WR transition and various other options have also been considered (see Cheng *et al.* 2018, table 1 for an overview). The transition from RR to WR heat transfer behaviour is accompanied by vanishing interior temperature gradients, dT_{int} (typically defined at mid-depth). dT_{int} scales inversely with supercriticality in the RR regime (Julien *et al.* 2012b).

Despite the similar heat transfer behaviour between WR and non-rotating (NR) convection, the flow properties continue to be influenced by rotation even in the WR regime. The typical horizontal length scale associated with the convective flow follows the classic viscous scaling, $\ell/h \sim E^{1/3}$ for both RR and WR convection (King *et al.* 2013). In contrast, for NR convection the flow exhibits three-dimensional turbulence and the typical length scale is then inversely proportional to the heat transport, $\ell/h \sim Nu^{-1/2}$ (King *et al.* 2013). Combining with the $Nu \sim Ra^{2/7}$ behaviour, one obtains $\ell/h \sim Ra^{-1/7}$. The Coriolis force does no work and it affects the flow speed (Reynolds number, Re_c) scaling solely by changing the length scales. A triple force balance between viscous, Archimedean and Coriolis forces (VAC balance) gives a scaling prediction for the flow speed, $Re_c \sim (Ra(Nu - 1))^{1/2} E^{1/3}$ in both the RR and WR regimes (King *et al.* 2013). The different length scale observed in NR convection leads to a flow speed scaling, $Re_c \sim (Ra - Ra/Nu)^{1/2}$ (King *et al.* 2013).

A complete specification of the flow requires a description of the mechanical and thermal boundary layers. In the RR and WR regimes Coriolis forces balance viscosity in the region close to the walls leading to the Ekman boundary layer of thickness, $\delta_E \sim E^{1/2}$ (Greenspan *et al.* 1968). In NR convection the Prandtl-Blasius theory (e.g. Kundu & Cohen 1990) predicts a viscous boundary layer of thickness, $\delta_\nu/h \sim Re_c^{-1/2}$. While some studies confirm this behaviour others find an empirical scaling $\delta_\nu/h \sim Re_c^{-1/4}$ (Lam *et al.* 2002). This discrepancy was attributed to the boundary layers being either passive or active (Qiu & Xia 1998*a,b*) however more recent work has shown that the different scaling exponents follow from the adopted definition of the viscous boundary layer (Breuer *et al.* 2004; Gastine *et al.* 2015, see also fig. 1(a) for the two different methods of defining a viscous boundary layer). Within the thermal boundary layers heat is transported almost purely by conduction and so for non-rotating convection the layer thickness scales as $\delta_\kappa/h \sim Nu^{-1}$. This scaling is observed to hold in the WR regime and provides a reasonable first order approximation in RR convection (King *et al.* 2013).

All of the results discussed above are from models with rotation and gravity aligned. There have been some investigations having the rotation axis tilted with respect to gravity and these systems are more complex in that they are capable of driving mean flows (Hathaway & Somerville 1983; Currie & Tobias 2016).

1.2. Spherical shell convection

In spherical shell convection the fluid is heated from the inner boundary and cooled at the outer boundary with gravity acting radially. Recently the first systematic study of rotating convection in a spherical shell geometry was published by Gastine *et al.* (2016). Similar to RBC, distinct regimes have been identified; and we follow Gastine *et al.* (2016) by defining the weakly nonlinear (WN), rapidly rotating (RR), transitional, and non-rotating (NR) regimes. When comparing quantitatively with Gastine *et al.* (2015, 2016) we account for the factor two difference in their definition of the Ekman number.

Close to the onset of convection, the WN regime exists and persists for low values of supercriticality (e.g. Yadav *et al.* 2015). In this regime inertial forces are small and the heat transfer follows the perturbation analysis of Gillet & Jones (2006) $Nu - 1 \sim Ra/Ra_c - 1$. Gastine *et al.* (2016) found the WN regime exists for $Ra_c \leq Ra \leq 6Ra_c$, where Ra_c is the critical value for instability. The RR regime is found for $E \leq 5 \times 10^{-5}$ and is characterised by a steeper heat transfer scaling than the WN regime. As in the plane layer case the $Nu - Ra$ scaling exponents increases with decreasing E . Though Mound & Davies (2017) found a continuous increase for the parameter range considered, Gastine *et al.* (2016) observed saturation at $Nu \propto Ra^{3/2}E^2$. This scaling might imply that an asymptotic regime has been reached as it is derived in the absence of thermal and viscous diffusion at asymptotically low E (Jones 2015). The $Nu \propto Ra^{3/2}E^2$ heat transfer scaling is predicted to hold until the thermal boundary layer loses geostrophic balance, which defines a transition to WR convection when $RaE^{8/5} = \mathcal{O}(1)$ (Julien *et al.* 2012*a*). At numerically accessible values of E ($\geq 10^{-7}$) it is found that, above some transitional value of Ra , the $Nu - Ra$ scaling exponent continually changes in the transitional regime until the non-rotating scaling $Nu \sim Ra^{2/7} - Ra^{1/3}$ (Gastine *et al.* 2015) is recovered in the NR regime. Gastine *et al.* (2016) found that the heat transport scaling conforms to the NR behaviour when $Ra > 328E^{-12/7}$. As in RBC the transition to the NR scaling occurs alongside vanishing interior temperature

gradients (Gastine *et al.* 2015).

The characteristic length scale and speed of the convective flow in the WN regime is described by the VAC balance, predicting $\ell/h \sim E^{1/3}$, and $Re_c \sim (Ra(Nu - 1))^{1/2} E^{1/3}$ (Gastine *et al.* 2016) as in rotating planar RBC. In the RR regime inertial effects dominate over viscous forces and Gastine *et al.* (2016) found that the length scale approaches the Rhines scale of convection, $\ell/h \sim (Re_c E)^{1/2}$ (Rhines 1975) for $E = 1.5 \times 10^{-7}$. The appearance of the Rhines scale suggests that the fluid bulk has reached a triple force balance between inertia, Archimedean and Coriolis forces (referred to as the IAC balance) (e.g. Aubert *et al.* 2001). Within the RR regime Gastine *et al.* (2016) found that Re_c is described by decomposing the flow speed into contributions from the fluid bulk and the viscous boundary layers. Within the transitional regime no scaling laws can be defined. In the NR regime rotational effects are subdominant and the typical length scale of the flow follows $\ell/h \sim Ra^{-3/14} - Ra^{-1/3}$ (Gastine *et al.* 2015) where the range arises from the $Nu - Ra$ scaling. The flow speed in the NR regime depends only on the Rayleigh number with an exponent that varies in a manner that is consistent with the theory of Grossmann & Lohse (2000), $Re_c \sim Ra^{0.4-0.6}$ (Gastine *et al.* 2015).

As in the plane layer configuration, the mechanical boundary layers in the RR regime are of the Ekman type (Gastine *et al.* 2016) and the NR regime recovers the traditional Prandtl-Blasius viscous boundary layer thickness scaling, $\delta_\nu/h \sim Re_c^{-1/2}$ (Gastine *et al.* 2015). Similar to RBC the thermal boundary layers follow the typical $\delta_\kappa/h \sim Nu^{-1}$ scaling in the NR regime and a non-trivial dependence on E is observed in the RR regime (Gastine *et al.* 2015). In a spherical shell the inner and outer boundary layers can have different thicknesses due to the asymmetry in surface area as a function of radius (Gastine *et al.* 2015).

1.3. This study

Convection in Earth's core is driven by heat released by the solid iron inner core and heat extracted by the silicate mantle as it convects. Mantle convection is a million times slower than core convection and the low viscosity core fluid is effectively isothermal in comparison to the much higher lateral temperature anomalies within the mantle. The core then responds to a fixed heat-flux at the core-mantle boundary (Gubbins *et al.* 2003). No-slip conditions are appropriate at the rigid inner and outer boundaries and are applied in the vast majority of models of core dynamics (Christensen & Wicht 2015). The combination of no-slip and fixed flux boundary conditions are therefore appropriate choices for the Earth's core.

We report the first systematic study of hydrodynamic rotating convection in an Earth-like configuration. Our model employs no-slip non-penetrative boundaries prescribed a fixed heat-flux, a radius ratio of $r_i/r_o = 0.35$ and a gravity profile that varies linearly with radius (see Mound & Davies 2017). This contrasts with the setup of Gastine *et al.* (2016) which uses a larger shell, $r_i/r_o = 0.60$, fixed temperature thermal boundary conditions and a gravity profile of the form $g \sim r^{-2}$ as would be appropriate studying gas giants. The inverse square gravity profile also has the benefit of allowing an analytical expression for the buoyancy production (Gastine *et al.* 2016), which is not available when considering a linear gravity profile.

Previous studies have found that the choice of aspect ratio and thermal boundary

conditions can influence behaviour in rotating convective systems. Asymmetry between the inner and outer spherical boundaries leads to different aspect ratio systems having distinct temperature distributions with larger temperature drops occurring at the inner boundary relative to the outer boundary (Gastine *et al.* 2015). The aspect ratio also changes the critical Rayleigh number at onset (Al-Shamali *et al.* 2004) and can alter the morphology of convection driven magnetic fields (Lhuillier *et al.* 2019). Fixed flux boundary conditions prefer longer wavelengths than the equivalent fixed temperature case at onset (Gibbons *et al.* 2007) and lead to larger scale convective flows in the fully nonlinear regime (Sakuraba & Roberts 2009) although this difference may not be present for very strongly supercritical dynamos (e.g. Aubert *et al.* 2017). However, it is not yet known whether these effects influence global heat transfer and flow scaling behaviour across broad ranges of parameter space.

We include output from a subset of the models described by Mound & Davies (2017) with homogeneous boundary conditions and we have extended this suite of models by running 43 new simulations with Ekman numbers $E = 10^{-3}$, 3×10^{-4} , 3×10^{-5} as well as two additional runs at $E = 10^{-4}$, two at $E = 10^{-5}$ and three low Rayleigh number runs at $E = 10^{-6}$ giving us significantly better coverage of $E - Ra$ space (details of all new models are listed in appendix A). We therefore consider a total of 74 simulations in this paper. In section 2 we outline our problem formulation and define the theoretical predictions we will test; in section 3 we present summary results of all of our numerical simulations; and finally in section 4 we include an extended discussion and comparison with other works.

2. Theory

2.1. Problem formulation

We investigate convection of a Boussinesq fluid using the numerical code of Willis *et al.* (2007) with the setup of Mound & Davies (2017). The fluid is confined in a spherical shell rotating with constant angular velocity, $\boldsymbol{\Omega} = \Omega \mathbf{1}_z$, where $\mathbf{1}_z$ is the unit vector parallel to the axis of rotation. Gravity varies linearly with radius such that $\mathbf{g} = -(g_o/r_o) \mathbf{r}$, where g_o is the gravitational acceleration at the outer boundary, radius r_o . The spherical shell is defined in spherical coordinates, (r, θ, ϕ) , by the inner and outer boundaries which are impermeable, no-slip, with a prescribed fixed heat flux. The fluid is characterised by a coefficient of thermal expansion, α , reference density, ρ_0 , thermal diffusivity, κ , and kinematic viscosity, ν , all of which are constant. The non-dimensional velocity, \mathbf{u} , and temperature, T , are evolved in time by calculating numerical solutions of the Navier-Stokes and temperature equations in dimensionless form:

$$\frac{E}{Pr} \left(\frac{\partial \mathbf{u}}{\partial t} + (\mathbf{u} \cdot \nabla) \mathbf{u} \right) + \mathbf{1}_z \times \mathbf{u} = -\nabla \tilde{P} + \tilde{Ra} T' \mathbf{r} + E \nabla^2 \mathbf{u}, \quad (2.1)$$

$$\frac{\partial T}{\partial t} + (\mathbf{u} \cdot \nabla) T = \nabla^2 T, \quad (2.2)$$

$$\nabla \cdot \mathbf{u} = 0. \quad (2.3)$$

The modified pressure, \tilde{P} , includes the centrifugal potential and T' is the temperature fluctuation relative to the steady-state (conductive) temperature profile in the absence of flow, T_c . The conductive temperature profile, T_c satisfies the equation $\partial T_c / \partial r = -\beta / r^2$. The length is scaled by the shell thickness, h , the fundamental time scale is taken to be the thermal diffusion time, $\tau = h^2 / \kappa$, and temperature is scaled by β / h . The total

heat flow through the boundary is related to β by $Q = 4\pi\beta k$, where k is the thermal conductivity (see also [Mound & Davies 2017](#)). The control parameters are summarised in table 1.

As the fluid is assumed incompressible the velocity field, \mathbf{u} , can be expressed using the toroidal and poloidal decomposition (e.g. [Christensen & Wicht 2015](#))

$$\mathbf{u} = \nabla \times (\mathcal{T}\mathbf{r}) + \nabla \times \nabla \times (\mathcal{P}\mathbf{r}).$$

The toroidal (\mathcal{T}) and poloidal (\mathcal{P}) scalar fields are given in terms of spherical harmonics of degree l and order m on each spherical surface. Radial variations are represented using second-order finite differences on the zeros of the Chebyshev polynomials which provide finer resolution closer to the boundaries and allow efficient parallelisation as each radial grid level can be given its own processor. The spherical harmonic functions are truncated at maximum harmonic degree and order, $l = m$, shown for all new runs in appendix A. Time stepping is achieved using a predictor-corrector scheme treating diffusion terms implicitly while the Coriolis, buoyancy and nonlinear terms are treated explicitly. A detailed description of the pseudo-spectral code may be found in [Willis *et al.* \(2007\)](#), [Davies *et al.* \(2011\)](#) and in the recent dynamo benchmark paper ([Matsui *et al.* 2016](#)).

The simulations are typically initialised using the solution of a previous case at similar values of the control parameters as this reduces the duration of transients. After removing the transient response of the system to the initial condition, time averages are constructed over a span of at least 10 advection times, although most runs are averaged for at least 100 advection time units (an advection time unit is the characteristic time taken for a fluid parcel to traverse the fluid shell). Each model has reached thermal and energetic equilibrium as indicated by the residuals of the relevant balances (all fall below a tolerance of 1%). The boundary layer resolutions are comparable with those suggested by [Stevens *et al.* \(2010\)](#) for non-rotating Rayleigh-Bénard convection. Our choices for the truncation of the spherical harmonic expansions are similar to those used by [Gastine *et al.* \(2016\)](#) for comparable values of the control parameters. Full descriptions of the convergence criteria are reported in [Mound & Davies \(2017\)](#) and all newly added models meet the same level of convergence as discussed therein.

2.2. Diagnostic measurement technique

We use several diagnostics to quantify the effect of different control parameters on the flow and temperature fields. The following notation is introduced for temporal and horizontal (over a spherical surface) averages shown acting on an arbitrary function, f :

$$\bar{f} = \frac{1}{\Delta t} \int_{t_0}^{t_0 + \Delta t} f \, dt, \quad (2.4)$$

$$\langle f(r, \theta, \phi) \rangle = \frac{1}{4\pi r^2} \int_0^\pi \int_0^{2\pi} f(r, \theta, \phi) r^2 \sin(\theta) \, d\phi \, d\theta, \quad (2.5)$$

respectively, where Δt is the duration of the time averaging.

The Nusselt number measures the global efficiency of heat transport by convection and

conduction to that transferred by conduction alone:

$$Nu = \frac{\int (u_r T + \partial T / \partial r) dr}{\int |\partial T / \partial r| dr}.$$

For our model configuration it can be shown that this is equivalent to

$$Nu = \frac{\int (dT_c / dr) dr}{\int (d\langle T \rangle / dr) dr} = \frac{\Delta T_c}{\Delta \langle T \rangle}, \quad (2.6)$$

(Mound & Davies 2017) where $\overline{\Delta \langle T \rangle}$ is the difference in average temperature between the inner and outer boundaries. The Nusselt number takes this form because as the Rayleigh number increases the temperature drop across the shell is reduced for fixed flux convection (see also Goluskin 2016).

The characteristic velocity measured by the Reynolds number, Re , is derived from the time-averaged dimensionless kinetic energy, $E_k = \frac{1}{2} \iint_{V_s} \mathbf{u}^2 dV$

$$Re = \sqrt{\frac{2E_k}{V_s}}, \quad (2.7)$$

where V_s is the non-dimensional fluid volume. The axisymmetric zonal flow can contribute a significant amount of the total kinetic energy, however this flow does not contribute to the radial heat transfer. We extract the Reynolds number of the convective flow, Re_c , from the kinetic energy by excluding the contribution from the axisymmetric ($m = 0$) mode.

Characteristic length scales of the flow are determined from the time averaged kinetic energy spectrum (e.g. Wicht & Christensen 2010; King & Buffett 2013) with the dominant horizontal wavelength of the flow, ℓ defined as

$$\frac{\ell}{h} = \pi \frac{E_k}{\sum_l l \langle \mathbf{u}_l \cdot \mathbf{u}_l \rangle}, \quad (2.8)$$

where \mathbf{u}_l is the flow component at degree l .

We will show that scaling laws for Re_c depend on both the buoyancy production, B , as well as the convective length scale. For hydrodynamic convection of a Boussinesq fluid in the spherical shell geometry, the rate of change of kinetic energy arises from the imbalance between viscous dissipation and kinetic energy production due to buoyancy (e.g. King & Buffett 2013). We compute B directly from this energy balance using a first order difference scheme for dE_k/dt

$$B = \frac{dE_k}{dt} + E \int_{V_s} (\nabla \times \mathbf{u})^2 dV_s, \quad (2.9)$$

the second term on the right hand side is the viscous dissipation.

Unlike non-rotating convection, rotationally-constrained convection is capable of sustaining persistent interior temperature gradients even at high values of the Rayleigh number (e.g. Julien *et al.* 1996; King *et al.* 2010). The temperature is normalised to the range 0 and 1 as follows

$$\langle \vartheta \rangle = \frac{\overline{\langle T \rangle} - \min(\overline{\langle T \rangle})}{\max(\overline{\langle T \rangle}) - \min(\overline{\langle T \rangle})}.$$

We calculate the temperature and temperature gradient at mid-shell radius by

$$T_{\text{int}} = \overline{\langle \vartheta \rangle} \Big|_{r=r_m}, \quad dT_{\text{int}} = \frac{d\overline{\langle \vartheta \rangle}}{dr} \Big|_{r=r_m}, \quad (2.10)$$

respectively, where $r_m = \frac{r_i + r_o}{2}$.

Two different approaches are typically considered to define the thickness of the viscous boundary layer, δ_ν , both of which utilise the time and horizontally averaged velocity,

$$Re_h(r) = \left\langle \left(Re_\theta^2 + Re_\phi^2 \right)^{1/2} \right\rangle,$$

here the subscripts denote the components of Re . Our model implements no-slip mechanical boundary conditions and as a result Re_h exhibits steep local increases as one moves away from the boundaries with well-defined local maxima (fig. 1a). One way to define δ_ν is to measure the radial distance between the boundaries and the closest maxima of Re_h (Belmonte *et al.* 1994; Kerr & Herring 2000) here called the ‘‘local maxima method’’. Alternatively, δ_ν can be estimated as the radial distance at which the linear fit to Re_h near the boundary intersects the tangent of the local maxima (Breuer *et al.* 2004; Gastine *et al.* 2016) herein referred to as the ‘‘linear intersection method’’. The two methods are known to produce different boundary layer thicknesses (see fig. 1(a)) with the local maxima method predicting much thicker boundary layers (e.g. Gastine *et al.* 2015). Except where explicitly mentioned we use the linear intersection method to define the viscous boundary layer thickness.

For the treatment of the thermal boundary layers we use the method based on the mean radial temperature profile, $\overline{\langle \vartheta \rangle}$ (e.g. Breuer *et al.* 2004; Liu & Ecke 2011) which defines the edge of the thermal boundary layer, δ_κ , by the location at which the linear fit to $\overline{\langle \vartheta \rangle}$ near the boundary intersects the linear fit to the profile at mid-depth (fig. 1b).

2.3. Scaling analysis

2.3.1. Flow speeds and length scales

We compare model output with theoretical predictions of the scaling behaviour derived from the dimensional momentum and vorticity equations,

$$\frac{\partial \mathbf{u}}{\partial t} = -(\mathbf{u} \cdot \nabla) \mathbf{u} - 2\boldsymbol{\Omega} \times \mathbf{u} - \frac{1}{\rho_0} \nabla \tilde{P} + \alpha T' \mathbf{g} + \nu \nabla^2 \mathbf{u}, \quad (2.11)$$

$$\frac{\partial \boldsymbol{\omega}}{\partial t} = -(\mathbf{u} \cdot \nabla) \boldsymbol{\omega} - 2\boldsymbol{\Omega} \cdot \nabla \mathbf{u} + \nabla \times (\alpha T' \mathbf{g}) + \nu \nabla^2 \boldsymbol{\omega}, \quad (2.12)$$

respectively.

Scaling arguments for Re_c begin with a thermal wind balance, that is balancing Coriolis and buoyancy terms in eq. (2.12). Assuming that spatial derivatives scale as $\nabla \sim 1/\ell$, except for the axial gradient $\partial/\partial z$ which scales as $1/h$; i.e., convection takes the form of tall thin columns, we obtain

$$U \sim \frac{\alpha T' g h}{2\Omega \ell}$$

for some characteristic velocity, U . Following King & Buffett (2013) we multiply by U

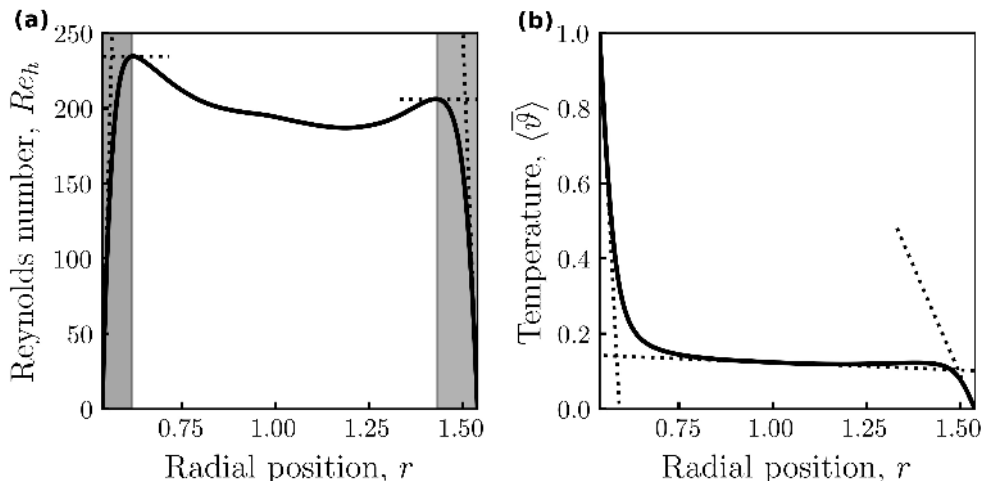


Figure 1: (a) Example radial profile of the time and horizontally averaged velocity, $Re_h(r)$ showing how δ_ν is defined. The viscous boundary layers are either defined by the local maxima of Re_h (highlighted by the grey shaded region) or by the intersection of the linear fit to Re_h near the boundaries and with the tangent to the local maxima (black dotted lines). (b) Example radial profile of the time and horizontally averaged temperature showing how δ_κ is defined. The thermal boundary layers are defined by the intersection of the linear fit to $\langle \vartheta \rangle$ near the boundaries and at mid-depth. Radial profiles were obtained from the numerical model with $E = 10^{-3}$ and $\widetilde{Ra} = 1.3 \times 10^4$.

and assume that $U\alpha T'g = \overline{U_r\alpha T'g}$, which gives the non-dimensional flow speed scaling

$$Re_c = \left(BE \frac{h}{\ell} \right)^{1/2}. \quad (2.13)$$

Equation (2.13) shows that the behaviour of ℓ determines the flow speed scalings. The leading order force balance in rapidly rotating systems is geostrophic but purely geostrophic flows cannot generate mean heat transport. At second order the flow must be ageostrophic and the Taylor-Proudman (TP) theorem is broken either by viscosity or inertia. A viscously broken TP constraint yields

$$2\Omega \cdot \nabla \mathbf{u} \sim \nu \nabla^2 \boldsymbol{\omega},$$

$$\frac{\ell}{h} \sim E^{1/3}, \quad (2.14)$$

(Chandrasekhar 2013). Alternatively if viscous forces are negligible and inertial forces are responsible for breaking the TP constraint,

$$2\Omega \cdot \nabla \mathbf{u} \sim \nabla \times (\mathbf{u} \cdot \nabla \mathbf{u}),$$

$$\frac{\ell}{h} \sim (Re_c E)^{1/2}. \quad (2.15)$$

This is often referred to as the Rhines scale (Rhines 1975; Cardin & Olson 1994) and arises from the balance of vortex stretching and vortex advection. Substituting eq. (2.14) or eq. (2.15) into eq. (2.13) gives two possible dimensionless flow scalings associated with the Viscous-Archimedean-Coriolis (VAC) and Inertial-Archimedean-Coriolis (IAC)

balances respectively,

$$\text{VAC} : \frac{\ell}{h} \sim E^{1/3}, \quad Re_c \sim B^{1/2} E^{1/3}, \quad (2.16)$$

$$\text{IAC} : \frac{\ell}{h} \sim (Re_c E)^{1/2}, \quad Re_c \sim B^{2/5} E^{1/5}. \quad (2.17)$$

We now consider the theoretical expectations for non-rotating convection. Partitioning the advective and diffusive contributions in the heat equation, $\mathbf{u} \cdot \nabla T \sim \kappa \nabla^2 T$, [King et al. \(2013\)](#) derived a flow speed scaling in terms of the Nusselt number,

$$Re_c \sim Nu^2 \quad (2.18)$$

(see also [Julien et al. 2012b](#)). Assuming a well mixed fluid bulk, combining the flow speed scaling (eq. (2.18)) with a theoretical estimate for the length scale based on the natural plume spacing,

$$\ell/h \sim Re^{1/2} (\delta_\kappa/h)^{3/2},$$

[King et al. \(2013\)](#) gives a scaling behaviour for ℓ/h in non-rotating convection,

$$\frac{\ell}{h} \sim Nu^{-1/2}. \quad (2.19)$$

2.3.2. Mechanical boundary layers

In non-rotating convection the viscous boundary layers are found to be laminar for the range of Rayleigh numbers currently accessible and are of the Prandtl-Blasius type (e.g [Stevens et al. 2010](#)). Balancing inertia of the fluid bulk with the viscous forces in the boundary layer of thickness, δ_ν , yields

$$\begin{aligned} \mathbf{u} \cdot \nabla \mathbf{u} &\sim \nu \nabla^2 \mathbf{u}, \\ \frac{\delta_\nu}{h} &\sim Re^{-1/2}. \end{aligned} \quad (2.20)$$

In contrast, the Coriolis force is important in rotating convection and gives rise to Ekman boundary layers ([Pedlosky 2013](#)). Balancing Coriolis and viscous forces in the Ekman layer of thickness, δ_E , gives

$$\begin{aligned} 2\boldsymbol{\Omega} \times \mathbf{u} &\sim \nu \nabla^2 \mathbf{u}, \\ \frac{\delta_E}{h} &\sim E^{1/2}. \end{aligned} \quad (2.21)$$

2.3.3. Heat transfer and thermal boundary layers

Along with the theoretical expectations of the flow characteristics, we can also make predictions for the heat transport scaling in rotating convection. The work of [Grossmann & Lohse \(2000\)](#) shows that for non-rotating convection there exist different regimes with different scaling exponents. The dependence of heat transport in rotating convection on the control parameters, Ra , E , Pr , r_i/r_o is still a topic of debate. Following [Jones \(2015\)](#), for a given radius ratio we assume that the heat transport scaling can be written as

$$Nu \sim Ra^{\lambda_1} E^{\lambda_2} Pr^{\lambda_3}, \quad (2.22)$$

with $\lambda_{1,2,3}$ being real exponents to be determined. The weakly nonlinear perturbation analysis of [Gillet & Jones \(2006\)](#) applies for marginally supercritical Rayleigh numbers

Transition argument	Meaning	Reference
Convective Rossby number	$Ro_c = Ra^{1/2}E$	Gilman (1977)
Boundary layer crossing	$Ra_\delta = RaE^{7/4}$	King <i>et al.</i> (2010)
Degree of geostrophy	$Ra_G = RaE^{8/5}$	Julien <i>et al.</i> (2012a)

Table 2: Proposed parameters to demarcate the transition from the rapidly rotating to the transitional regime. The naming convention is adopted throughout. A transition can be expected when the parameter is $\mathcal{O}(1)$. All Pr dependencies have been neglected.

with the exponent $\lambda_1 = 1$ giving

$$Nu \sim Ra/Ra_c. \quad (2.23)$$

At sufficiently large Ra , Nu joins the non-rotating branch, having an exponent of $2/7 \leq \lambda_1 \leq 1/3$. [Jones \(2015\)](#) hypothesised that a regime could exist between these states in which the fluid bulk limits the heat transport instead of the diffusive thermal boundary layers. If so, it is likely that the heat transport scaling will be independent of viscous and thermal diffusion, from eq. (2.22) the independence of ν and κ respectively requires

$$-\lambda_1 + \lambda_2 + \lambda_3 = 0, \quad \lambda_1 + \lambda_3 = 1.$$

Linear theory predicts that $Ra_c \sim E^{-4/3}$ as $E \rightarrow 0$ so $\lambda_2 = 4\lambda_1/3$ gives the unique solution

$$Nu \sim Ra^{3/2}E^2Pr^{-1/2} \quad (2.24)$$

([Julien *et al.* 2012a](#)). In the case of non-rotating convection, the total amount of heat transported by the fluid can be related to the thickness of the thermal boundary layer δ_κ . Within the thermal boundary layer heat is transported almost purely by conduction and for turbulent non-rotating convection ([Spiegel 1971](#))

$$\frac{\delta_\kappa}{h} \sim Nu^{-1}. \quad (2.25)$$

There is currently no accepted theoretical prediction for the scaling behaviour of δ_κ in the rotating case as the assumption of the temperature drop occurring predominantly in the boundary layers is less certain (e.g. [King *et al.* 2012](#)).

2.3.4. Transition parameters

The domain of validity in parameter space for each of these scaling laws cannot be determined a priori and typically is obtained empirically (e.g. [Schmitz & Tilgner 2010](#); [Gastine *et al.* 2016](#)). Recent studies have found conflicting results for the parameter demarcating the upper bound of the rapidly rotating regime ([King *et al.* 2013](#); [Gastine *et al.* 2016](#)). There are three proposed ideas to capture this transition which are summarised in table 2 (with Prandtl number dependencies neglected).

The global-scale balance between the Coriolis and buoyancy forces can be expressed

by the convective Rossby number,

$$Ro_c = \sqrt{RaE^2/Pr} \quad (2.26)$$

(Gilman 1977; Aurnou 2007).

King *et al.* (2009, 2012) proposed that, when the thermal boundary layer becomes thinner than the Ekman layer the effects of rotation are secondary. In non-rotating convection the thickness of the thermal boundary layer scales as $\delta_\kappa/h \sim Ra^{-2/7}$ (for the moderate range of Ra studied here) and equating this with the Ekman layer scaling $\delta_E \sim E^{1/2}$ predicts the “boundary layer crossing” transitional value,

$$Ra_\delta = RaE^{7/4}. \quad (2.27)$$

Julien *et al.* (2012*b*) argued that the dynamics of the thermal boundary layers control the transition from rotationally constrained convection. The thermal boundary layer loses geostrophic balance when the local convective Rossby number is smaller than unity predicting the “Degree of geostrophy” transition parameter,

$$Ra_G = RaE^{8/5}, \quad (2.28)$$

where the Prandtl number dependence has been omitted (see also Gastine *et al.* 2016). For each parameter we would expect the transition to occur at $\mathcal{O}(1)$. We will test the applicability of each transition parameter in section 3.2.

2.4. Statistical methods

In order to identify different regimes of rotating convection, we will test the scaling laws in the previous section against model output. We compute best fits to model output using a least squares inversion. We restrict our analysis to power laws of the form

$$\hat{\mathcal{Y}} = \gamma_0 \prod_{j=1}^{p-1} x_j^{\gamma_j}.$$

If we consider an example; our system uses a fixed radius ratio and Prandtl number and we want to identify the behaviour of the Nusselt number as

$$Nu = \gamma_0 Ra^{\gamma_1} E^{\gamma_2}.$$

Simulation output is collected in \mathcal{Y} and predictions $\hat{\mathcal{Y}}$ are calculated from the independent variables x_j . The number of data, n , is the size of \mathcal{Y} and the number of free parameters is p (prefactor and exponents). We take the logarithm to transform this into a linear problem such that

$$\log |\hat{\mathcal{Y}}| = \log |\gamma_0| + \sum_{j=1}^{p-1} \gamma_j \log |x_j|.$$

The least-squares inversion is used to calculate the prefactor γ_0 and exponents γ_j . We quantify the goodness-of-fit for the scaling laws using the coefficient of determination, R^2 (rounded to two decimal places). As another method of measuring the misfit between data and fitted values, we define the mean relative misfit (Christensen & Aubert 2006) to the original data \mathcal{Y} ,

$$\chi = 100 \sqrt{\frac{1}{n} \sum_{i=1}^n \left(\frac{\mathcal{Y}_i - \hat{\mathcal{Y}}_i}{\mathcal{Y}_i} \right)^2}.$$

For cases where the R^2 and χ values are not reported, they satisfy $R^2 \geq 0.97$ and $\chi < 5\%$ and are considered to be good fits to the data. When two scaling laws do similarly well at describing the model data we compare the scaling laws quantitatively through statistical F-tests (Snedecor & William 1989). An F-test checks if two scalings can be distinguished by testing their misfits against the null hypothesis that they have equal variance (to within some tolerance). We take the ratio of the residual variances from the two scalings and compare with the 95% confidence interval from an F-distribution with the same degrees of freedom as the model populations (Snedecor & William 1989).

3. Results

The heat transfer data for all of our runs is shown in fig. 2. Figure 3 shows the morphology of the convective flow for models taken from different regions of Ekman-Rayleigh parameter space and we can qualitatively see distinct regimes which coincide with different behaviours observed in fig. 2. The onset of the convective instability in rotating bottom-heated spherical shells materialises as a drifting thermal Rossby wave which develops in the vicinity of the tangent cylinder (Busse 1970). In the limit of $E \ll 1$ and $E/Pr \rightarrow 0$ the critical Rayleigh number Ra_c and azimuthal wavenumber m_c follow

$$Ra_c \sim E^{-4/3}, \quad m_c \sim E^{-1/3}. \quad (3.1)$$

The values of Ra_c and m_c for the different Ekman numbers used in this study are given in table 3, these values are found by using linear stability analysis (for details see Gibbons *et al.* (2007); Davies *et al.* (2009)).

The heat transfer data suggests four regimes (highlighted in fig. 2); for a given value of E the slope of the $Nu - Ra$ scaling is shallow for low Ra (we call this the weakly nonlinear regime), the scaling exponent increases with Ra in what we call the rapidly rotating regime, and shallows again at the highest values of Ra in the non-rotating regime. The transitional regime connects the steep scaling in the rapidly rotating regime and the relatively shallow non-rotating behaviour. We investigate the flow physics which lead to these different heat transfer behaviours and how to demarcate the boundaries between these different regimes.

We first report the results from high E and Ra cases that show non-rotating behaviour as this defines an upper limit for the heat transport in rotating spherical shell convection (Grossmann & Lohse 2000; Gastine *et al.* 2016). We then consider reduced Ra and highlight the continually changing behaviour in the transitional regime and identify the upper boundary of the rapidly rotating regime. The weakly nonlinear regime is described and its upper boundary identified. Then, we describe the rapidly rotating regime having defined its upper and lower bounds. Finally we discuss the efficiency of convective mixing in terms of interior temperature gradients, interior temperatures, and the thermal boundary layers.

3.1. Non-rotating regime

For a given value of the Ekman number, when the Rayleigh number is raised past some transitional value the dynamics of the system change and begin to follow non-rotating behaviour (King *et al.* 2009, 2013; Gastine *et al.* 2016). Motivated by the behaviour seen in fig. 2 we will focus on the $E \geq 10^{-4}$ cases to investigate the transition to the non-rotating branch of heat transfer. Figure 4(a) shows that the local $Nu - Ra$ slope

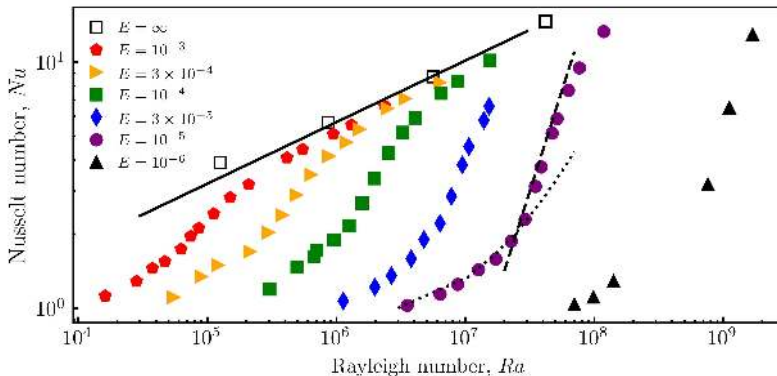


Figure 2: Nusselt number versus the Rayleigh number. Seven different Ekman numbers are explored denoted by symbol shape and colour. Close to onset the weakly nonlinear behaviour is indicated by the dotted line, the steep scaling behaviour at low E is illustrated by the dashed line, and the end-member non-rotating behaviour is shown by the solid line.

E	m_c	\widetilde{Ra}_c	Ra_c
10^{-3}	1	6.61	7.98×10^3
3×10^{-4}	1	8.43	3.39×10^4
10^{-4}	5	16.4	1.98×10^5
3×10^{-5}	8	20.1	8.09×10^5
10^{-5}	12	24.7	2.98×10^6
10^{-6}	25	41.0	4.95×10^7

Table 3: Critical azimuthal wavenumber, critical modified Rayleigh number and critical Rayleigh number for our simulations.

continually decreases until the most vigorously forced models ($Ra \geq 3 \times 10^5$) for $E = 10^{-3}$ follow a scaling of

$$Nu = 0.13Ra^{2/7}. \quad (3.2)$$

This scaling relation is consistent with other studies with $Ra < 10^{10}$ (Glazier *et al.* 1999; Cheng *et al.* 2015) and the analytical work of Grossmann & Lohse (2000) who show that this is a linear combination of two different analytically derived exponents (see their eq. 3.1).

Figure 4(b) shows Re_c plotted versus Nu . The least squares regression yields $Re_c = 6.39Nu^{1.88}$ with $R^2 = 1.00$ and $\chi = 1.23$. The empirical fit is indistinguishable from the

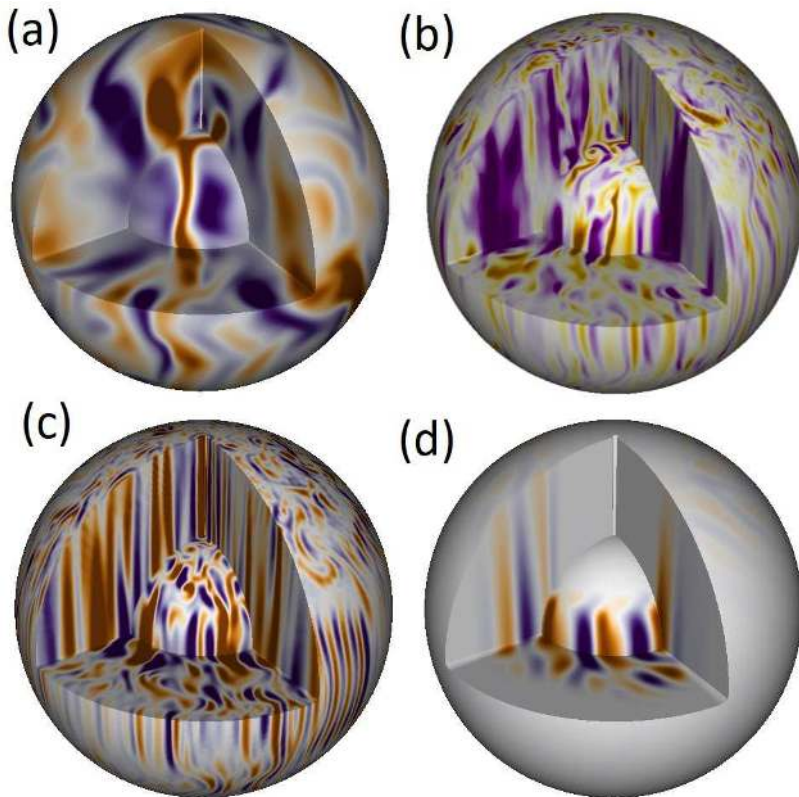


Figure 3: Contours of radial velocity shown on meridional and equatorial cuts, and spherical surfaces. The inner and outer surfaces correspond to radii of 10% and 90% of the domain. The different cases shown correspond to (a) a non-rotating model with $E = 10^{-3}$ and $Ra = 1.3 \times 10^6$, (b) a transitional model with $E = 10^{-5}$ and $Ra = 1.2 \times 10^8$, (c) a rapidly rotating model with $E = 10^{-5}$ and $Ra = 4.7 \times 10^7$, (d) a weakly nonlinear model with $E = 10^{-5}$ and $Ra = 8.7 \times 10^6$.

predicted square law,

$$Re_c = 5Nu^2. \quad (3.3)$$

Combining the heat transfer and flow speed scalings (eqs. (3.2) and (3.3) respectively) yields

$$Re_c = 0.65Ra^{4/7}. \quad (3.4)$$

The theoretical scaling eq. (2.18) is derived solely from the heat equation and eq. (3.4) is therefore unlikely to be valid at asymptotically high Re when inertia plays a dominant role. At larger Ra values eq. (2.18) is expected to transition to the asymptotic $Re_c \sim Ra^{1/2}$ behaviour as the ultimate regime of Grossmann & Lohse (2000) is reached.

Figure 4(c) shows that for $E = 10^{-3}$ cases the length scale is described by a least squares fit giving

$$\ell/h = 0.97Nu^{-0.48}, \quad (3.5)$$

in excellent agreement with eq. (2.19). The $E = 3 \times 10^{-4}$ data may be approaching the same scaling behaviour but with a different prefactor implying there is still some

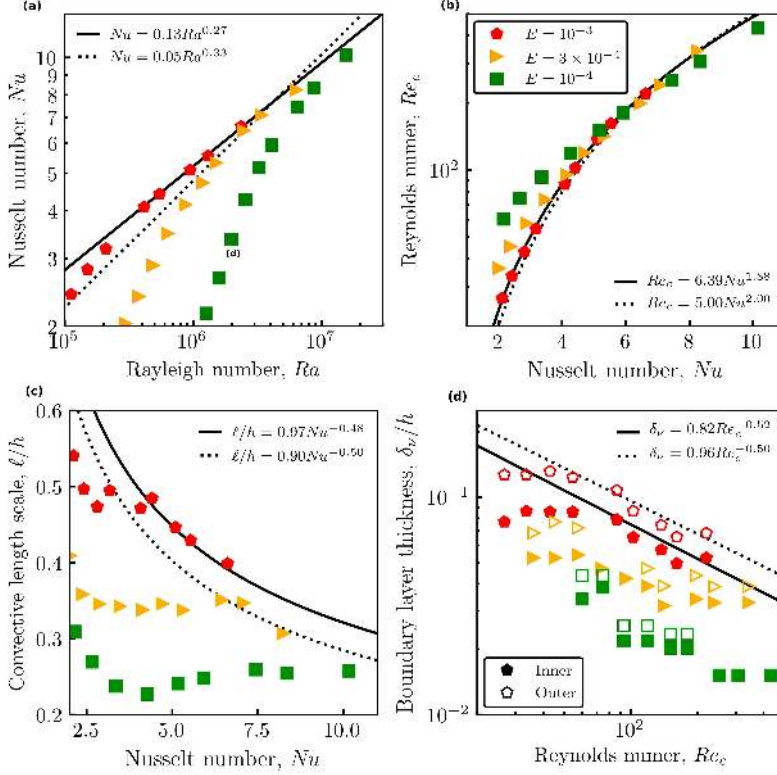


Figure 4: Models in the transitional regime with $E \geq 10^{-4}$ showing: (a) heat transfer scaling - the two scaling behaviours associated with non-rotating convection, $Nu \sim Ra^{2/7}$ and $Nu \sim Ra^{1/3}$ are shown as solid and dotted lines respectively, (b) flow speed scaling - solid and dotted lines show the empirical and theoretical scaling behaviours respectively, (c) typical length scales versus Nusselt number - solid line showing best fit to models with $E = 10^{-3}$, dotted line showing prediction with prefactor tuned for $E = 3 \times 10^{-4}$ models. (d) Viscous boundary layer thicknesses shown vs Reynolds number, solid/empty markers correspond to inner/outer boundary layer thicknesses. The solid and dotted lines show the empirical fits to δ_ν/h for the inner and outer boundary layers respectively.

secondary influence of rotation. Combining the scalings for the heat transfer and length scales (eqs. (3.2) and (3.5)) yields

$$\ell/h = 2.58Ra^{-0.14}. \quad (3.6)$$

In fig. 4(d) we show that there is no systematic dependence of δ_ν/h on Re_c for the majority of models, even when other diagnostics follow non-rotating behaviours. Figure 4(d) shows that for the highest Ra cases with $E = 10^{-3}$, the theoretical $Re_c^{-1/2}$ scaling is approached for the boundary layers at both the inner and outer boundaries. The inner and outer boundary layer thicknesses have best fits

$$\delta_\nu^i/h = 0.82Re_c^{-0.52} \quad \text{and} \quad \delta_\nu^o/h = 0.96Re_c^{-0.50} \quad (3.7)$$

respectively. Combining the flow speed and boundary layer scalings gives (eq. (3.4) and

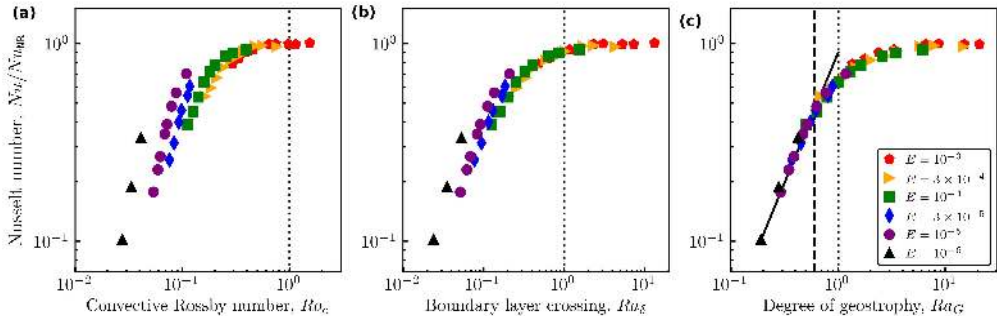


Figure 5: Nusselt number compensated by the non-rotating scaling, $Nu_{MR} = 0.13Ra^{2/7}$ against proposed parameters to control the transition from rotationally constrained to weakly-rotating convection. The dotted lines are the expected locations where the data should deviate from the steep heat transfer behaviour and start transitioning to a plateau. In (c) the dashed line corresponds to $Ra_G = 0.6$, the location at which the data deviates from the linear relationship at lower values. For clarity only models with $Nu > 2$ are shown.

eq. (3.7) respectively) yields

$$\delta_v^i/h = 0.53Ra^{-0.30} \quad \text{and} \quad \delta_v^o/h = 0.62Ra^{-0.29} \quad (3.8)$$

for the inner and outer boundary layers respectively.

3.2. Transitional regime

We have seen that at high Ra the dynamics behave as if non-rotating, but to approach this behaviour there is a continuous transition of each quantity. In fig. 2 we see that the steep heat transfer scaling for a given E exists for a different range of Ra values. Large Ekman number cases quickly depart to a shallower scaling whereas the lower Ekman number models exhibit the steep scaling behaviour up to higher values of Ra . Clearly a simple supercriticality condition does not demarcate the transition from the rapidly rotating regime to the transitional regime (see fig. 2). Models in the transitional regime are sensitive to rotational effects but are not completely columnar in nature (see fig. 3(b)). We have investigated the behaviour over a broad range of parameter space in this transitional regime of rotating convection in which the flow and heat transport properties continuously vary until many diagnostics recover behaviour associated with non-rotating convection (as previously reported by [Gastine et al. 2016](#)). The continuously changing behaviour (see figs. 5 and 6) makes it impossible to obtain scaling laws in this regime and instead we focus on locating the lower boundary of this regime. To best demarcate the lower bound of the transitional regime we test each of the transition parameters.

The majority of our models have $Ro_c < 1$ and an order unity transition is not supported (fig. 5(a)). The boundary crossing parameter, Ra_δ , performs better than Ro_c in terms of collapsing the data however there is still sufficient scatter showing a systematic Ekman dependence (fig. 5(b)). The transition parameter of [Julien et al. \(2012a\)](#) performs best; the steep heat transfer data collapses onto a single line (fig. 5(c)) and the F-test finds that the data becomes distinguishable from the linear fit when $Ra_G > 0.6$. The cases

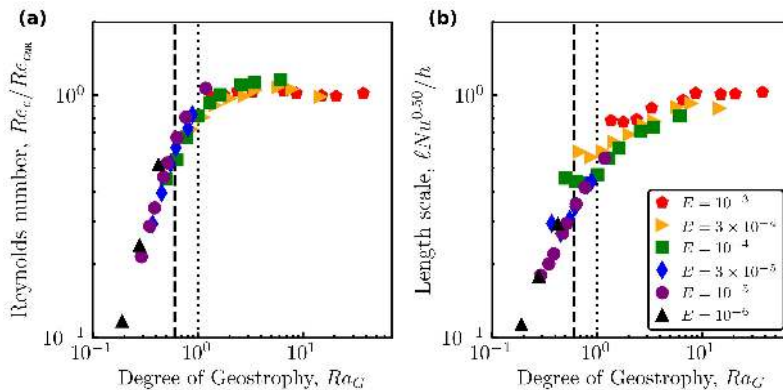


Figure 6: Compensated Reynolds number and length scale (normalised by the non-rotating scalings eqs. (3.4) and (3.5)) plotted against the transition parameter, Ra_G . For clarity, only models with $Nu > 2$ are shown. The vertical lines have the same meanings as in fig. 5.

with $Ra_G > 0.6$ show a gradual change in behaviour until the data follows eq. (3.2). The lower bound of the transitional regime is determined to be

$$Ra_G = 0.6, \quad \text{or} \quad Ra = 0.6E^{-8/5}. \quad (3.9)$$

This transition is found consistently if instead Re_c or l is used as shown in fig. 6. In section 3.4 we will discuss the importance of the transitional regime's lower bound given by eq. (3.9) in terms of rapidly rotating convection.

To quantify the boundary between the transitional and non-rotating regimes we would require additional numerical simulations at larger Ra . However, it is interesting to note that our $E = 10^{-3}$ cases follow the non-rotating scaling behaviour above supercriticalities of $Ra/Ra_c = 70$ whereas models by (Gastine *et al.* 2016) do not approach this limit until supercriticalities of approximately 400. Some amount of this difference is likely as a result of how Ra_c is treated, Gastine *et al.* (2016) approximate $Ra_c \sim E^{-4/3}$.

3.3. Weakly nonlinear regime of rotating convection

After testing the high Ra cases, we now consider the cases close to onset as there is established theory to compare our results with. For Rayleigh numbers just above critical, a weakly nonlinear perturbation analysis (Gillet & Jones 2006) predicts that the heat transport increases proportionally with supercriticality (eq. (2.23)). Figure 7 shows $Nu - 1$ as a function of $Ra/Ra_c - 1$ for the models with $E \leq 10^{-4}$ and $Ra/Ra_c \leq 20$. The best fit to the data with $Ra/Ra_c \leq 8$ yields

$$Nu - 1 = 0.13 (Ra/Ra_c - 1)^{1.04}, \quad (3.10)$$

with $R^2 = 0.99$ and $\chi = 18.55$. Data with $Ra/Ra_c > 8$ shows a clear departure from this scaling law and if included in the fitting a statistically different behaviour is found when checked with an F-test. We would not expect the weakly nonlinear theory to hold for $Nu > 2$ and eq. (2.23) describes the data with $Ra \leq 8Ra_c$ reasonably well although a weak dependence on the Ekman number persists. We have included the $E = 10^{-4}$

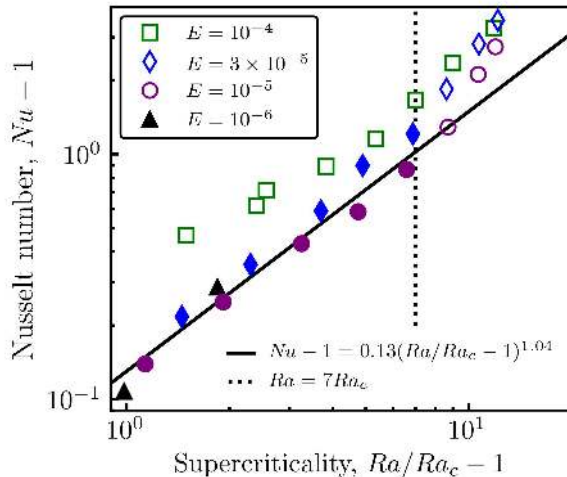


Figure 7: Nusselt number $Nu - 1$ as a function of $Ra/Ra_c - 1$. Only the cases with $E \leq 10^{-4}$ and $Ra < 20Ra_c$ are displayed in this figure for clarity. The solid black line is the least squares fit to the filled marker data. The unfilled markers show a departure from this scaling which breaks down close to $Ra/Ra_c = 8$ shown as the vertical dotted line.

data in fig. 7 to illustrate that the weakly nonlinear behaviour is only observed for low E .

Figure 8(a) shows the average length scale ℓ/h plotted as a function of E for the numerical models close to onset ($Ra \leq 8Ra_c$) as to include only the models which exhibit the weakly nonlinear heat transfer scaling. The best fit to the data yields

$$\ell/h = 9.28E^{0.34}, \quad (3.11)$$

with $R^2 = 0.95$ and $\chi = 25.50$. For models with $E < 10^{-4}$ the misfit reduces to $\chi = 17.92$ implying that the typical length scale gradually approaches the theoretical VAC scaling (eq. (2.14)) when $E < 10^{-4}$. The cases with higher Ekman numbers significantly depart from this scaling. Figure 8(b) shows Re_c versus the VAC prediction $B^{1/2}E^{1/3}$ for models with $Ra \leq 8Ra_c$. The least-squares fit to the data with $E < 10^{-4}$ yields

$$Re_c = 0.50 \left(B^{1/2}E^{1/3} \right)^{0.97}, \quad (3.12)$$

with $R^2 = 0.99$ and $\chi = 5.44$ which is in good agreement with the theory. The exponent being different from unity for the Reynolds number scaling is due to the length scaling not exactly matching the theory.

Figure 8 shows that the VAC theory for the length scales and flow speeds is valid for $E \leq 10^{-4}$ and breaks down at larger values of E . The $E - Ra$ parameter space corresponding to the weakly nonlinear regime of rotating convection is given by $Ra \leq 8Ra_c$, and $E \leq 10^{-4}$. We do not investigate the boundary layers in this regime as the flow is not fully developed and boundary layer analysis is not meaningful close to the onset of convection.

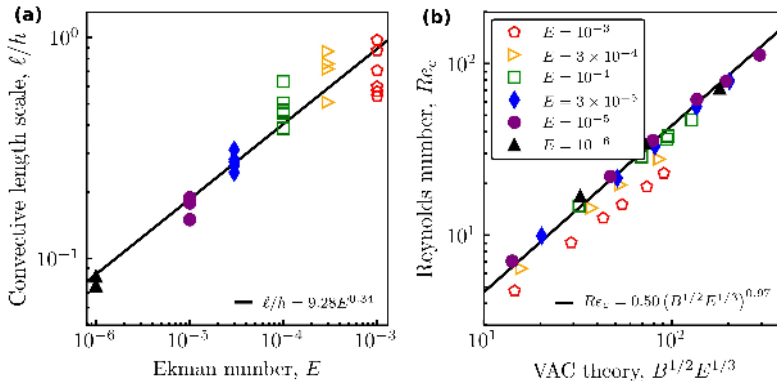


Figure 8: (a) Average flow length scale ℓ/h versus the Ekman number. (b) The Reynolds number Re_c versus the prediction of the VAC scaling, $B^{1/2}E^{1/3}$. Only models with $Ra \leq 8Ra_c$ are shown in both panels. In both plots, the solid black lines correspond to the least-square fits to the data having $E < 10^{-4}$ (filled markers). The empty symbols are not included in the empirical fits.

3.4. Rapidly rotating regime

The weakly nonlinear scaling (eq. (2.23)) describes the heat transport data until $Ra = 8Ra_c$ (section 3.3) after which the $Nu - Ra$ scaling becomes much steeper for moderate to low Ekman numbers. The regime of nonlinear and rotationally constrained convection is bounded above by $Ra_G = 0.6$ (see section 3.1) and exhibits heat transfer scaling exponents that increase with decreasing Ekman number (fig. 2)

$$Nu \sim Ra^{\lambda(E)}, \quad (3.13)$$

as reported in previous studies in both plane layer (King *et al.* 2012; Cheng *et al.* 2015) and spherical shell geometries (Yadav *et al.* 2015; Gastine *et al.* 2016). Plane layer studies find exponents that are much larger than those observed in spherical shells (roughly a factor of two different) and this is likely due to Ekman pumping being maximised in plane layer cases which have gravity aligned with the rotation axis (Greenspan *et al.* 1968). In the absence of diffusion, eq. (2.24) predicts $Nu \propto (RaE^{4/3})^{3/2}$. This scaling does a good job of collapsing the data, however our models do not follow the asymptotic scaling $Ra_c \sim E^{-4/3}$, as we are not at asymptotically low E . Furthermore table 4 shows that the steepest $Nu - Ra$ scaling exponents for $E \leq 10^{-5}$ exceed the value of 1.5 predicted by Jones (2015). Ekman boundary layers have been shown to allow states of enhanced heat transport and deviations from the asymptotic $Nu \propto Ra^{3/2}E^2$ behaviour (Stellmach *et al.* 2014; Plumley *et al.* 2016, 2017) and this could explain the steeper heat transfer exponents in the rapidly rotating regime.

To quantify the steep heat transfer scaling behaviour above $Ra = 8Ra_c$, we fit each set of four consecutive Ra runs at a fixed Ekman number and take the linear best fit with maximum scaling exponent as in Mound & Davies (2017). For $E = 10^{-6}$ we fit a straight line through the three simulations with highest Ra values. The best-fitting values for λ as a function of the Ekman number are listed in table 4. We find that λ increases monotonically with decreasing E with a scaling close to $\lambda \propto \ln|E^{-1}|$, in agreement with Cheng *et al.* (2015).

Ekman number	Exponent
10^{-3}	0.56
3×10^{-4}	0.72
10^{-4}	0.97
3×10^{-5}	1.33
10^{-5}	1.66
10^{-6}	1.75

Table 4: Nusselt-Rayleigh scaling exponents given by the steepest heat transfer behaviour of four consecutive cases for each Ekman number. For $E = 10^{-6}$ we fit the three highest Ra cases. No clear asymptotic scaling behaviour has been found in our numerical models: the values of λ continuously increase as a function of E^{-1} (e.g. [Grooms & Whitehead 2014](#); [Cheng *et al.* 2015](#)).

It has been argued that the numerical dataset of [Christensen & Aubert \(2006\)](#) follows the VAC scaling beyond the weakly nonlinear regime of rotating convection ([King & Buffett 2013](#); [Oruba & Dormy 2014](#)). We examined the scaling law that describes the length scale for the weakly nonlinear models, $\ell/h \sim 9.28E^{0.34}$ and found that it does not capture the variations in the rapidly rotating regime. Figure 9(a) shows the length scale versus $Re_c E$ for all cases with $Ra > 8Ra_c$, at our lowest sampled Ekman numbers a systematic dependence seems to emerge,

$$\frac{\ell}{h} = 1.50(Re_c E)^{0.44}. \quad (3.14)$$

It is not surprising that the behaviour of the length scale only approaches the theoretical scaling eq. (2.17) since the boundary layers still play a substantial role due to the high values of E used. [Gastine *et al.* \(2016\)](#) found that for their models with $E = 1.5 \times 10^{-7}$ the length scale showed the dependence, $\ell/h \sim (Re_c E)^{0.45}$ which is in good agreement with eq. (2.15) and suggests that at low enough Ekman number (perhaps only one-two orders of magnitude away from present values) the Rhines scaling could be confirmed (see also [Guervilly *et al.* 2019](#), who observe the Rhines scaling in quasi-geostrophic models at much lower Ekman number than those accessible in our fully three-dimensional cases). Based on the relevant length scale being different from the theory we would not then expect the IAC scaling for the flow speed to be exactly reproduced. We do find a scaling law which sufficiently collapses the data for the rapidly rotating regime (fig. 9(b)). The best fit yields

$$Re_c = 0.22(B^{2/5} E^{1/5})^{1.15} \quad (3.15)$$

which is statistically different from the IAC scaling (eq. (2.17)) as expected, owing to the IAC length scale only being partially realised in our simulations. An exact IAC balance is not to be expected over the range of E values studied here as viscous boundary layer effects still make up a considerable contribution to the dynamics and boundary layer dissipation is not negligible for our range of Re_c ([Gastine *et al.* 2015](#)). The cases with

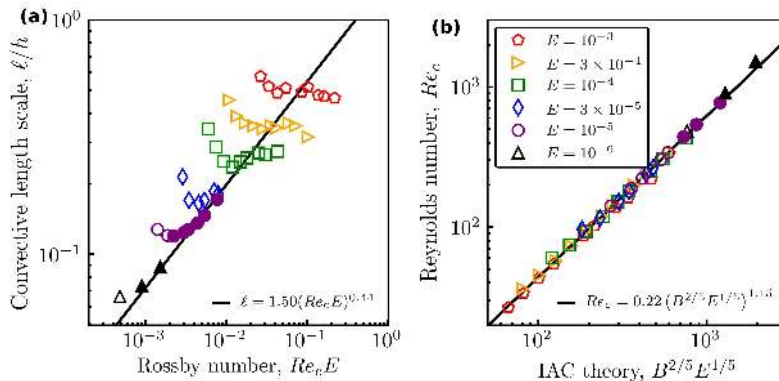


Figure 9: (a) Average length scales plotted against the Rossby number based on the convective flow, $Re_c E$. Only the cases with $Ra > 8Ra_c$ have been shown in this figure. (b) The convective flow speed, Re_c versus the prediction of the IAC balance. The filled markers are including in the empirical fit whereas the empty markers are not.

larger Re_c better approach the IAC prediction (eq. (2.17)).

We now investigate the behaviour of δ_ν/h in a systematic manner. For all cases with $Ra > 8Ra_c$ the least squares regression to the inner and outer boundary layer thicknesses using the linear intersection method gives $\delta_\nu^i/h \sim E^{0.40}$, $\delta_\nu^o/h \sim E^{0.47}$ respectively. If the additional constraint of rapid rotation is imposed, the best fit for the cases with $Ra > 8Ra_c$ and $E \leq 10^{-4}$ yields $\delta_\nu^i/h \sim E^{0.44}$, $\delta_\nu^o/h \sim E^{0.48}$, an improvement over the prior. If we consider only fully convecting models ($Ra > 8Ra_c$) which are rapidly rotating ($E \leq 10^{-4}$) and rotationally constrained ($RaE^{8/5} < 0.6$): the best fit then scales as

$$\delta_\nu^i/h = 1.19E^{0.47}, \quad \delta_\nu^o/h = 1.51E^{0.50}, \quad (3.16)$$

in good agreement with eq. (2.21), see fig. 10. Interestingly, as we further constrain the models included in the fit we find that the relative misfit χ stays roughly the same and only the fitted exponent changes (see table 5). When comparing the definitions using the linear intersection and local maxima methods we find that the scaling exponents are statistically indistinguishable when compared using an F-test, though the prefactor of the linear intersection method is larger.

As reported in previous studies (e.g. Gastine *et al.* 2016) we find that the viscous boundary layer better follows the theoretical scaling at the outer boundary than it does for the inner boundary. We suspect this is because of the importance of curvature at the inner boundary, which would require a suite of models with varying radius ratio to test. At larger values of radius ratio the curvature effects should diminish and in the thin gap limit the the scaling behaviour of δ_ν^i/h should better follow the $E^{1/2}$ scaling with inner and outer boundary layers having equal thicknesses.

3.5. Convective mixing

Here we quantify the efficiency of turbulent convection in mixing the bulk fluid by considering the temperature gradients, dT_{int} , and the temperatures, T_{int} , at mid-shell radius. Figure 11 shows radial profiles of the time and horizontally averaged temperature, $\langle \vartheta \rangle$, for models with $E = 10^{-3}$ and $E = 10^{-5}$. Increasing the supercriticality changes the

		linear intersection				local maxima			
		prefactor	exponent	R^2	$\chi(\%)$	prefactor	exponent	R^2	$\chi(\%)$
$Nu > 2$	δ_ν^i	0.51	0.40	0.99	10.87	1.36	0.40	0.99	8.74
	δ_ν^o	1.05	0.47	1.00	7.48	3.42	0.48	1.00	7.29
$Nu > 2, E \leq 10^{-4}$	δ_ν^i	0.74	0.44	0.99	9.28	1.72	0.42	0.99	9.56
	δ_ν^o	1.27	0.48	1.00	5.84	3.82	0.49	1.00	7.13
$Nu > 2, E \leq 10^{-4}, \delta_\nu^i$		1.19	0.47	0.99	8.55	2.58	0.45	0.99	9.24
$RaE^{8/5} < 0.6$	δ_ν^o	1.51	0.50	1.00	6.67	4.88	0.51	1.00	6.16

Table 5: Prefactors, exponents, coefficients of determination and relative misfit of the best fit scaling to the velocity boundary layer thickness as a function of E . Analysis is limited to fully convecting models having $Nu > 2$, the data is further tested by quantifying the importance of rotation by limiting the analysis to models with $E \leq 10^{-4}$, and then finally the we consider models which are also rotationally constrained having $RaE^{8/5} < 0.6$.

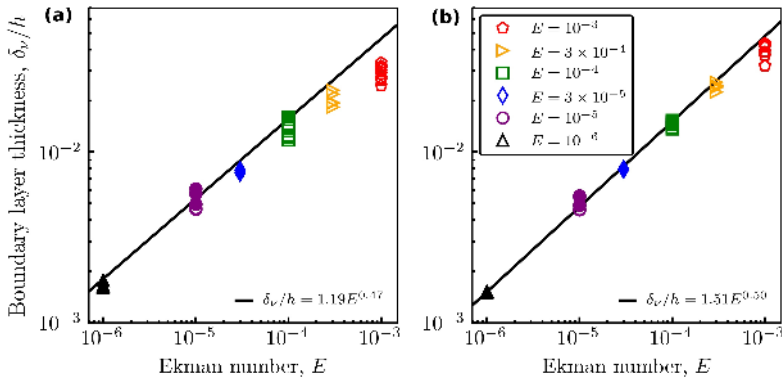


Figure 10: Viscous boundary layer thicknesses at the inner (a) and outer (b) boundary as a function of the Ekman number. The solid black lines correspond to the best fit to the 13 cases that fulfill $RaE^{8/5} < 0.6$, $E \leq 10^{-4}$ and $Nu > 2$ (filled markers). The least squares fit to the inner boundary has $R^2 = 0.99$ and $\chi = 9.24$ while the outer boundary has $R^2 = 1.00$ and $\chi = 6.16$.

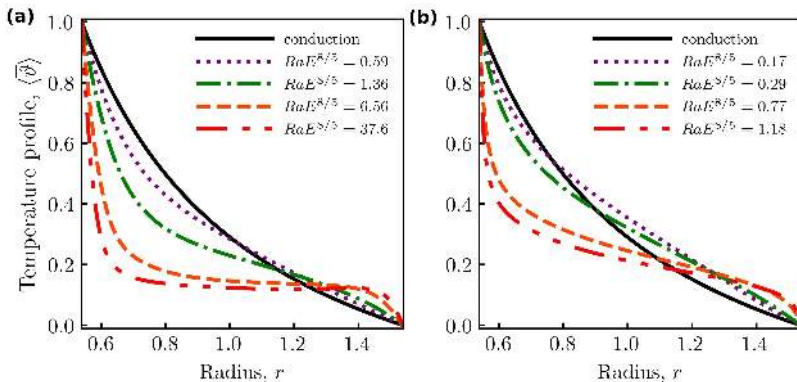


Figure 11: Radial profiles of the time and horizontally averaged temperature $\langle \bar{\vartheta} \rangle$ for different values of the transition parameter $Ra_G = RaE^{8/5}$ for Ekman numbers $E = 10^{-3}$ (a) and $E = 10^{-5}$ (b). The solid black line corresponds to the conductive temperature profile. In all cases the temperature has been normalised to the range 0 to 1.

temperature distribution from a conductive profile toward that of a nearly isothermal fluid bulk (zero interior temperature gradients are realised only for our highest Ra simulations with $E = 10^{-3}$). Figure 12(a) shows the temperature gradient at mid-depth as a function of supercriticality. In agreement with Julien *et al.* (2012b) we find a simple scaling relation between dT_{int} and Ra/Ra_c . With the exception of $E = 10^{-3}$ all models follow a relation of $dT_{\text{int}} = (Ra/Ra_c)^{-\gamma}$ where $0.61 < \gamma < 0.66$. We introduce a weak Ekman dependence to collapse the data for models in the rapidly rotating and transitional regimes,

$$dT_{\text{int}} = 0.63 (Ra/Ra_c)^{-0.60} E^{-0.10}, \quad (3.17)$$

this scaling has $R^2 = 0.95$, and $\chi = 5.58$ for the data within the rapidly rotating regime, and $\chi = 32.22$ for models with $Ra > 8Ra_c$ and $Ra_G > 0.6$. This observation of a continuously decreasing temperature gradient with increasing Ra differs from the behaviour in plane layers which sees the mid-depth temperature gradient decrease for weak supercriticalities and plateau for turbulent quasi-geostrophic convection (e.g. Stellmach *et al.* 2014). Our findings are consistent with (Gastine *et al.* 2016) which suggests that either the geometry or degree of supercriticality is the reason for the different behaviour.

The increase in misfit suggests that this scaling law holds in the rapidly rotating regime, but not the transitional regime. We observe that decreasing dT_{int} is accompanied with a decreasing interior temperature, T_{int} (see figs. 11 and 12). Unlike the gradient we find no direct link between T_{int} and supercriticality (fig. 12(b)). Instead we find that for some of the rapidly rotating regime and into the transitional regime, T_{int} scales with the transition parameter, $Ra_G = RaE^{8/5}$,

$$T_{\text{int}} = 0.23 \left(RaE^{8/5} \right)^{-0.28}, \quad (3.18)$$

which describes models with $Ra > 8Ra_c$ having $R^2 = 0.96$ and $\chi = 9.34$. The scaling exponent is statistically indistinguishable from a $-2/7$ law and suggests a link between the interior temperature and convective heat transfer. The transition from rapidly rotating to non-rotating convection is associated with a gradual lowering of the mean

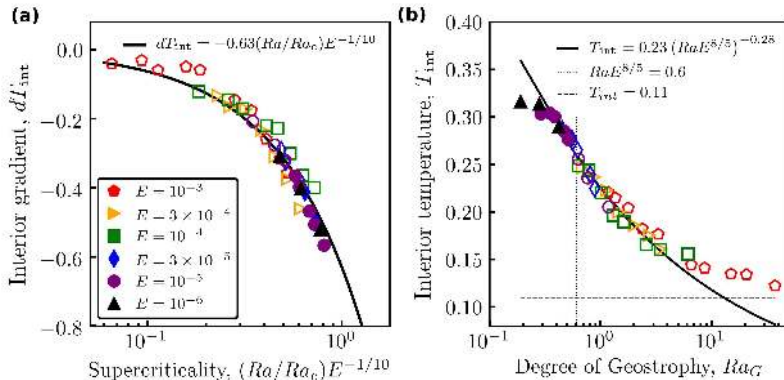


Figure 12: (a) Mean internal temperature gradient as measured at mid-depth vs supercriticality with a weak Ekman dependence added in order to best collapse the data. (b) Interior temperature evaluated at mid-depth vs the transition parameter, Ra_G . The value 0.11 is shown as a dashed line and is the isothermal prediction of [King et al. \(2010\)](#). The filled markers are in the rapidly rotating regime and unfilled markers are cases in the transitional regime.

temperature gradient ([King et al. 2010](#)) until an end-member state is reached where the thermal boundary layers are responsible for the entire temperature drop across the system, for a perfectly well-mixed Boussinesq fluid we expect a zero mean temperature gradient in the fluid bulk.

The thickness of the thermal boundary layers in the transitional regime are well described by a Nu^{-1} law, and even in the rotationally constrained cases this provides a good first order description of the behaviour (see fig. 13). In the rapidly rotating regime there is some non-trivial dependence of both the prefactor and scaling exponent on E and Ra as previously reported ([Gastine et al. 2016](#)),

$$\delta_\kappa = \zeta(Ra, E)Nu^{-1+f(Ra, E)}, \quad (3.19)$$

this is a purely qualitative description and we do not quantify this further.

3.6. Composite scaling laws

By combining the flow speed and heat transfer scaling laws in a given regime we can obtain scalings of outputs in terms of the input parameters. The flow speed scaling in a given regime is dependent on the kinetic energy due to buoyancy production. Comparing our definition for the buoyant energy production, B , with [King & Buffett \(2013\)](#) we can write

$$B = Ra(Nu - 1). \quad (3.20)$$

Combining eqs. (2.16), (3.20) and (2.23) allows us to write the scaling behaviour for the flow speed in the weakly nonlinear regime in terms of only the control parameters

$$Re_{\text{WN}} \sim \left[Ra \left(\frac{Ra}{Ra_c} - 1 \right) \right]^{1/2} E^{1/3}. \quad (3.21)$$

Similarly for the rapidly rotating regime we relate B to the control parameters, however in this regime the Nusselt-Rayleigh scaling exponent is a function of the Ekman number,

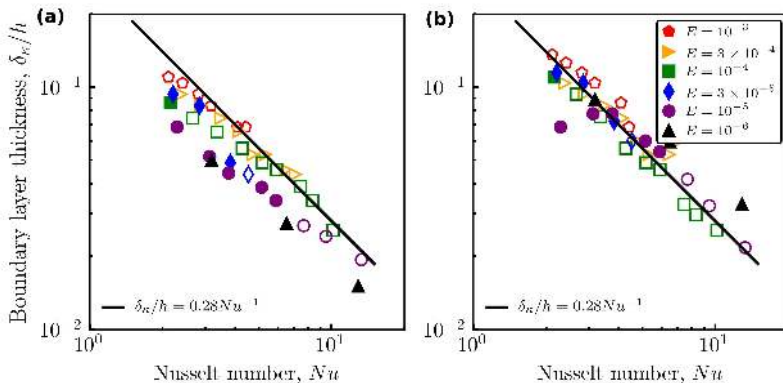


Figure 13: Thermal boundary layer thicknesses at the inner (a) and outer (b) boundary as a function of the Nusselt number. The solid black line corresponds to the theoretical expectation, $\delta_\kappa/h \propto Nu^{-1}$, only models with $Nu \geq 2$ are shown. The filled markers are in the rapidly rotating regime and unfilled markers are cases in the transitional regime.

combining eqs. (3.13), (2.17) and (3.20):

$$Re_{RR} \sim \left[Ra \left(Ra^{\lambda(E)} - 1 \right) \right]^{2/5} E^{1/5}. \quad (3.22)$$

Finally, the length scale in the rapidly rotating regime can be written in terms of the input parameters by combining eqs. (3.13) and (3.22)

$$\left(\frac{\ell}{h} \right)_{RR} \sim \left[Ra \left(Ra^{\lambda(E)} - 1 \right) \right]^{1/5} E^{3/5}. \quad (3.23)$$

4. Conclusions

We have studied the scaling behaviour of rotating convection in a spherical shell geometry using direct numerical simulations. We have performed 74 numerical simulations spanning $10^{-6} \leq E \leq 10^{-3}$, flux Rayleigh numbers up to 800 times supercritical for $Pr = 1$. In all cases we prescribe a fixed heat flux at the no-slip boundaries, a linearly varying gravity distribution and the radius ratio $r_i/r_o = 0.35$. We have studied seven different diagnostics of the system across $E - Ra$ parameter space. These diagnostic quantities are the Nusselt number, Nu , the Reynolds number, Re_c , the flow length scale, ℓ/h , the mechanical boundary layer thickness, δ_ν/h , interior temperatures, T_{int} , interior temperature gradients, dT_{int} and thermal boundary layer thicknesses, δ_κ/h . Observed changes in the scaling behaviours of these diagnostics are used to identify boundaries of distinct regimes of rotating convection summarised in fig. 14. The scaling behaviours of these seven quantities are summarised in table 6.

The weakly nonlinear regime consists of columnar flow localised to the inner boundary with heat transfer predicted by weakly nonlinear theory and the convective flow described by a VAC balance. The rapidly rotating regime is turbulent with heat transfer throttled by Ekman pumping and the flow being characterised by an IAC balance in the bulk and VAC balance in the boundary layers. The upper bound of the rapidly rotating regime is demarcated by the parameter, $RaE^{8/5} = \mathcal{O}(1)$, of Julien *et al.* (2012b) in agreement with Gastine *et al.* (2016). The rotational constraint on the flow is gradually lost in the

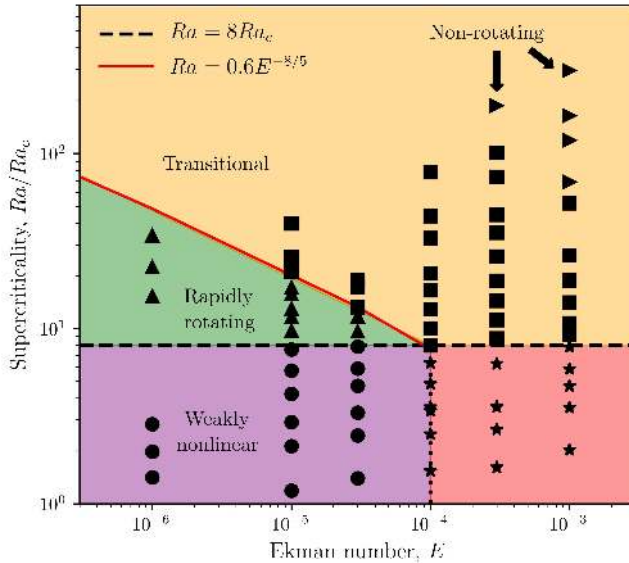


Figure 14: Regime diagram summarising the boundaries between different physical regimes. Each marker indicates a numerical simulation with symbol shape and background colour indicating regime; circles are in the weakly nonlinear regime (purple), upward pointing triangles in the rapidly rotating regime (green), squares in the transitional regime (yellow), and right facing triangles correspond to the non-rotating cases. The stars (pink) represent a unique regime at high E which we have not explored in this work. The dashed line shows $Ra = 8Ra_c$ and the solid red line shows the upper bound of the rapidly rotating regime demarcated by $RaE^{8/5} = 0.6$.

transitional regime before all diagnostics follow non-rotating scaling behaviour in the non-rotating regime.

Our systematic survey of convection in a rotating spherical shell reveals interesting differences from the similar study of [Gastine et al. \(2016\)](#). There are three differences in model configuration between our study and [Gastine et al. \(2016\)](#); we use a smaller radius ratio, r_i/r_o (0.35 to their 0.60), a different gravity distribution (linear to their quadratic), and fixed-flux thermal boundary conditions (they use fixed temperature). It is not clear how each of these quantities affect the heat transfer and flow speed behaviour. For the weakly nonlinear and non-rotating regimes of rotating convection our results are in agreement with [Gastine et al. \(2016\)](#) however we observe differences in the scaling behaviour of the Reynolds number and Nusselt number in the rapidly-rotating regime. In the rapidly-rotating regime, [Gastine et al. \(2016\)](#) find that the heat transfer data saturates to the asymptotic scaling exponent of 1.50, whereas we find exponents as high as 1.75 with no signs of the scaling exponent reaching a limit. We find similar scaling behaviour of the convective length scale in this regime but different Reynolds number scaling behaviour. Our results suggest a more significant contribution of the viscous boundary layers to both the Reynolds number and Nusselt number scaling behaviours. Even for our lowest E cases Ekman pumping effects are still important to the globally averaged heat transport. Simulations in Cartesian geometries find much larger scaling exponents with values as high as 3.60 ([Cheng et al. 2015](#)) and this can be attributed

to the efficiency of Ekman pumping being maximised as gravity is antiparallel to the rotation axis. Although the scaling behaviour in a given regime differs, we find very similar regime boundaries to [Gastine *et al.* \(2016\)](#) implying that the relative importance of rotation is the key factor in determining these regimes, with the other quantities having secondary effects.

Acknowledgements

R.S.L is supported by the Engineering and Physical Sciences Research Council (EP-SRC) Centre for Doctoral Training in Fluid Dynamics (EP/L01615X/1). C.J.D is supported by a Natural Environment Research Council (NERC) Independent Research Fellowship (NE/L011328/1). S.M.T would like to acknowledge support from the European Research Council (ERC) under the European Union's Horizon 2020 research and innovation program (agreement no. D55-DLV-786780). We would like to thank four anonymous reviewers for their suggestions that improved this manuscript. This work used the ARCHER UK National Supercomputing Service (<http://www.archer.ac.uk>) as well as ARC2 and ARC3, part of the High Performance Computing facilities at the University of Leeds. Figures were produced using Matplotlib ([Hunter 2007](#)) and VisIt ([Childs *et al.* 2012](#)).

Regime	weakly nonlinear		rotationally constrained		Non-rotating	
parameter	scaling	reference	scaling	reference	scaling	reference
Nu	$c_1 \left(\frac{Ra}{Ra_c} - 1 \right) + 1$	eq. (3.10) fig. 7	$\lambda(E)$	eq. (3.13) table 4	$\rightarrow Ra^{2/7} - Ra^{1/3}$	eq. (3.2) fig. 4(a)
ℓ/h	$E^{1/3}$	eq. (3.11) fig. 8(a)	$(Re_c E)^{0.40} \rightarrow (Re_c E)^{1/2}$	eq. (3.14) fig. 9(a)	$\rightarrow c_2(E) Ra^{-1/7}$	eq. (3.6) fig. 4(c)
Re_c	$B^{1/2} E^{1/3}$	eq. (3.12) fig. 8(b)	$(B^{2/5} E^{1/5})^{1.15} \rightarrow B^{2/5} E^{1/5}$	eq. (3.15) fig. 9(b)	$\rightarrow Ra^{4/7}$	eq. (3.4) fig. 4(b)
δ_ν/h	Undefined		$E^{1/2}$	eq. (3.16) fig. 10	$\rightarrow Ra^{-1/7}$	eq. (3.8) fig. 4(d)
T_{int}	$\frac{r_i^2 - r_o r_i}{r_i^2 - r_o^2}$	King <i>et al.</i> (2010)	$(Ra E^{8/5})^{-2/7}$	eq. (3.18) fig. 12(a)	$\rightarrow 0.11^*$	King <i>et al.</i> (2010) fig. 12(a)
dT_{int}	$\frac{4r_i r_o}{(r_i - r_o)(r_i + r_o)^2}$	King <i>et al.</i> (2010)	$(Ra/Ra_c)^{-3/5} E^{-1/10}$	eq. (3.17) fig. 12(b)	$\rightarrow 0$	fig. 12(b)
δ_κ/h	Undefined		$Ra^{-2/7+f(E,Ra)}$	eq. (3.19) fig. 13	$\rightarrow Ra^{-2/7}$	eq. (3.19) fig. 13

R. S. Long et al.

Table 6: Summary of results for the scaling behaviour of the Nusselt number, Nu , the characteristic length scale of convection, ℓ/h , the convective flow speed, Re_c , viscous boundary layer thickness, δ_ν/h , temperature at mid-shell depth, T_{int} , internal temperature gradients defined at mid-shell depth, dT_{int} and thermal boundary layer thickness, δ_κ/h . *The asymptotic value for the interior temperature T_{int} is derived under the assumption of the inner and outer boundary layers having equal thickness.

Appendix A. Summary of new models

Summary tables of the model resolution, control parameters and selected output parameters for all simulations. A large subset of the simulations used in this study were previously reported by [Mound & Davies \(2017\)](#) and we only include details of the additional simulations here. In all cases $Pr = 1$ and the radius ratio $r_i/r_o = 0.351$. N is the numerical resolution, the number of radial points is equal to the maximum degree and order of spherical harmonic function. Definitions of the Ekman number and modified Rayleigh number are given in table 1. The Reynolds number, Re_c , is determined by eq. (2.7) and does not include any contribution from the zonal flow. B is the time average of the buoyancy production throughout the shell and ℓ/h is the length scale computed from the kinetic energy spectra. The viscous boundary layer thicknesses, δ_ν/h , are only given for the cases where boundary layers can be clearly identified. The temperature, T_{int} , and temperature gradient, dT_{int} , are computed at mid-depth from the horizontally and time averaged temperature profile.

\widetilde{Ra}	Nu	Re_c	B	ℓ/h	δ_ν^i/h	δ_ν^o/h	dT_{int}	T_{int}	N
15	1.11	4.7	2.12×10^4	0.970	—	—	-0.72	0.27	60
30	1.28	9.0	8.48×10^4	0.896	—	—	-0.66	0.27	64
45	1.45	12.6	1.86×10^5	0.707	—	—	-0.58	0.27	64
60	1.55	15.1	2.96×10^5	0.598	—	—	-0.53	0.26	64
90	1.74	19.2	5.41×10^5	0.540	—	—	-0.45	0.24	64
120	1.96	23.0	8.22×10^5	0.568	—	—	-0.36	0.22	80
150	2.11	26.6	1.13×10^6	0.540	3.4×10^{-2}	4.3×10^{-2}	-0.32	0.21	80
225	2.42	33.5	1.89×10^6	0.497	3.2×10^{-2}	4.3×10^{-2}	-0.26	0.20	92
350	2.81	43.0	3.20×10^6	0.474	3.1×10^{-2}	4.2×10^{-2}	-0.18	0.18	92
550	3.18	54.5	5.40×10^6	0.495	3.1×10^{-2}	4.3×10^{-2}	-0.15	0.18	92
1400	4.08	86.3	1.49×10^7	0.471	2.9×10^{-2}	4.1×10^{-2}	-0.06	0.14	96
2000	4.41	102.4	2.17×10^7	0.485	2.9×10^{-2}	4.2×10^{-2}	-0.05	0.14	96
4000	5.10	137.3	4.50×10^7	0.446	2.7×10^{-2}	3.9×10^{-2}	-0.06	0.13	128
6000	5.54	161.7	6.85×10^7	0.429	2.6×10^{-2}	3.7×10^{-2}	-0.03	0.13	128
13000	6.62	219.8	1.52×10^8	0.399	2.5×10^{-2}	3.2×10^{-2}	-0.04	0.12	128

Table 7: Summary of all runs for $E = 10^{-3}$.

\widetilde{Ra}	Nu	Re_c	B	ℓ/h	δ_ν^i/h	δ_ν^o/h	dT_{int}	T_{int}	N
15	1.11	6.4	5.6×10^4	0.864	—	—	-0.74	0.28	64
30	1.34	14.4	3.1×10^5	0.759	—	—	-0.62	0.28	64
45	1.50	19.7	6.3×10^5	0.719	—	—	-0.56	0.28	64
90	1.69	27.8	1.7×10^6	0.508	—	—	-0.52	0.27	64
150	2.03	36.3	3.4×10^6	0.409	2.3×10^{-2}	2.6×10^{-2}	-0.46	0.25	80
225	2.39	45.4	6.0×10^6	0.358	2.2×10^{-2}	2.5×10^{-2}	-0.37	0.24	92
350	2.88	57.8	1.0×10^7	0.345	2.1×10^{-2}	2.5×10^{-2}	-0.31	0.22	92
550	3.49	73.7	1.8×10^7	0.342	2.0×10^{-2}	2.5×10^{-2}	-0.23	0.20	92
900	4.14	95.4	3.4×10^7	0.338	2.0×10^{-2}	2.5×10^{-2}	-0.17	0.19	92
1400	4.72	119.3	5.1×10^7	0.346	1.9×10^{-2}	2.4×10^{-2}	-0.17	0.18	96
2000	5.32	141.8	7.4×10^7	0.338	2.0×10^{-2}	2.4×10^{-2}	-0.13	0.16	96
4000	6.46	198.7	1.4×10^8	0.351	1.9×10^{-2}	2.4×10^{-2}	-0.07	0.15	96
6000	7.09	240.1	2.3×10^8	0.347	1.8×10^{-2}	2.3×10^{-2}	-0.04	0.15	128
13000	8.25	342.9	5.2×10^8	0.307	1.8×10^{-2}	2.3×10^{-2}	-0.07	0.15	128

Table 8: Summary of all runs for $E = 3 \times 10^{-4}$.

\widetilde{Ra}	Nu	Re_c	B	ℓ/h	δ_ν^i/h	δ_ν^o/h	dT_{int}	T_{int}	N
60	1.47	28.6	2.21×10^6	0.505	1.9×10^{-2}	2.0×10^{-2}	-0.61	0.30	64
350	2.67	74.7	2.89×10^7	0.269	1.4×10^{-2}	1.5×10^{-2}	-0.40	0.25	92
1400	5.17	151.1	1.52×10^8	0.241	1.2×10^{-2}	1.4×10^{-2}	-0.23	0.20	128

Table 9: Summary of all runs for $E = 10^{-4}$.

\widetilde{Ra}	Nu	Re_c	B	ℓ/h	δ_ν^i/h	δ_ν^o/h	dT_{int}	T_{int}	N
30	1.07	9.9	4.3×10^5	0.310	—	—	-0.80	0.27	80
60	1.22	21.5	2.7×10^6	0.263	—	—	-0.86	0.31	90
90	1.35	33.1	6.9×10^6	0.244	—	—	-0.78	0.33	90
150	1.59	56.0	1.9×10^7	0.280	—	—	-0.66	0.33	90
225	1.90	79.3	4.3×10^7	0.273	—	—	-0.53	0.30	128
350	2.21	96.6	8.1×10^7	0.199	—	—	-0.52	0.29	128
550	2.84	115.4	1.5×10^8	0.159	—	—	-0.50	0.29	128
900	3.82	152.4	2.8×10^8	0.157	7.9×10^{-3}	7.9×10^{-3}	-0.41	0.28	128
1200	4.53	180.0	4.0×10^8	0.162	7.8×10^{-3}	8.0×10^{-3}	-0.38	0.27	128
2000	5.79	237.8	7.3×10^8	0.176	7.6×10^{-3}	7.9×10^{-3}	-0.33	0.24	144
2500	6.60	267.0	9.3×10^8	0.171	7.5×10^{-3}	7.9×10^{-3}	-0.29	0.22	144

Table 10: Summary of all runs for $E = 3 \times 10^{-5}$.

\widetilde{Ra}	Nu	Re_c	B	ℓ/h	δ_ν^i/h	δ_ν^o/h	dT_{int}	T_{int}	N
60	1.14	22.1	4.78×10^6	0.188	1.3×10^{-2}	5.0×10^{-3}	-0.85	0.30	90
350	1.87	112.8	1.85×10^8	0.150	8.4×10^{-3}	4.8×10^{-3}	-0.59	0.31	128

Table 11: Summary of all runs for $E = 10^{-5}$.

\widetilde{Ra}	Nu	Re_c	B	ℓ/h	δ_ν^i/h	δ_ν^o/h	dT_{int}	T_{int}	N
60	1.04	17.0	1.1×10^7	0.083	—	—	-0.80	0.27	128
90	1.10	34.6	5.1×10^7	0.075	—	—	-0.84	0.30	128
150	1.29	72.1	3.2×10^8	0.055	—	—	-0.83	0.30	136

Table 12: Summary of all runs for $E = 10^{-6}$.

REFERENCES

- AL-SHAMALI, FM, HEIMPEL, MH & AURNOU, JM 2004 Varying the spherical shell geometry in rotating thermal convection. *Geophysical & Astrophysical Fluid Dynamics* **98** (2), 153–169.
- AUBERT, JULIEN, BRITO, DANIEL, NATAF, HENRI-CLAUDE, CARDIN, PHILIPPE & MASSON, JEAN-PAUL 2001 A systematic experimental study of rapidly rotating spherical convection in water and liquid gallium. *Physics of the Earth and Planetary Interiors* **128** (1-4), 51–74.
- AUBERT, JULIEN, GASTINE, THOMAS & FOURNIER, ALEXANDRE 2017 Spherical convective dynamos in the rapidly rotating asymptotic regime. *Journal of Fluid Mechanics* **813**, 558–593.
- AURNOU, JM 2007 Planetary core dynamics and convective heat transfer scaling. *Geophysical and Astrophysical Fluid Dynamics* **101** (5-6), 327–345.
- BELMONTE, ANDREW, TILGNER, ANDREAS & LIBCHABER, ALBERT 1994 Temperature and velocity boundary layers in turbulent convection. *Physical Review E* **50** (1), 269.
- BREUER, M, WESSLING, S, SCHMALZL, J & HANSEN, U 2004 Effect of inertia in rayleigh-bénard convection. *Physical Review E* **69** (2), 026302.
- BUSSE, FRIEDRICH H 1970 Thermal instabilities in rapidly rotating systems. *Journal of Fluid Mechanics* **44** (3), 441–460.
- CARDIN, PHILIPPE & OLSON, PETER 1994 Chaotic thermal convection in a rapidly rotating spherical shell: consequences for flow in the outer core. *Physics of the earth and planetary interiors* **82** (3-4), 235–259.
- CHANDRASEKHAR, SUBRAHMANYAN 2013 *Hydrodynamic and hydromagnetic stability*. Courier Corporation.
- CHENG, JS, STELLMACH, S, RIBEIRO, A, GRANNAN, A, KING, EM & AURNOU, JM 2015 Laboratory-numerical models of rapidly rotating convection in planetary cores. *Geophysical Journal International* **201** (1), 1–17.
- CHENG, JONATHAN S, AURNOU, JONATHAN M, JULIEN, KEITH & KUNNEN, RUDIE PJ 2018 A heuristic framework for next-generation models of geostrophic convective turbulence. *Geophysical & Astrophysical Fluid Dynamics* **112** (4), 277–300.
- CHILDS, HANK, BRUGGER, ERIC, WHITLOCK, BRAD, MEREDITH, JEREMY, AHERN, SEAN, PUGMIRE, DAVID, BIAGAS, KATHLEEN, MILLER, MARK, WEBER, GUNTHER H, KRISHNAN, HARI & OTHERS 2012 Visit: An end-user tool for visualizing and analyzing very large data. *High performance visualization-enabling extreme-scale scientific insight* pp. 357–372.
- CHRISTENSEN, U.R. & AUBERT, J. 2006 Scaling properties of convection-driven dynamos in rotating spherical shells and application to planetary magnetic fields. *Geophysical Journal International* **166**, 97–114.
- CHRISTENSEN, ULRICH R & WICHT, JOHANNES 2015 Numerical dynamo simulations. *Treatise on Geophysics (Second Edition)* **8**, 245–277.
- CURRIE, LAURA K & TOBIAS, STEVEN M 2016 Mean flow generation in rotating anelastic two-dimensional convection. *Physics of Fluids* **28** (1), 017101.
- DAVIES, CHRISTOPHER J, GUBBINS, DAVID & JIMACK, PETER K 2009 Convection in a rapidly rotating spherical shell with an imposed laterally varying thermal boundary condition. *Journal of Fluid Mechanics* **641**, 335–358.
- DAVIES, CHRISTOPHER J, GUBBINS, DAVID & JIMACK, PETER K 2011 Scalability of pseudospectral methods for geodynamo simulations. *Concurrency and Computation: Practice and Experience* **23** (1), 38–56.
- GASTINE, THOMAS, WICHT, JOHANNES & AUBERT, JULIEN 2016 Scaling regimes in spherical shell rotating convection. *Journal of Fluid Mechanics* **808**, 690–732.
- GASTINE, THOMAS, WICHT, JOHANNES & AURNOU, JONATHAN M. 2015 Turbulent RayleighBnard convection in spherical shells. *Journal of Fluid Mechanics* **778**, 721–764.
- GIBBONS, SJ, GUBBINS, D & ZHANG, K 2007 Convection in rotating spherical fluid shells with inhomogeneous heat flux at the outer boundary. *Geophysical and Astrophysical Fluid Dynamics* **101** (5-6), 347–370.
- GILLET, N & JONES, CA 2006 The quasi-geostrophic model for rapidly rotating spherical convection outside the tangent cylinder. *Journal of Fluid Mechanics* **554**, 343–369.

- GILMAN, PETER A 1977 Nonlinear dynamics of boussinesq convection in a deep rotating spherical shell-i. *Geophysical & Astrophysical Fluid Dynamics* **8** (1), 93–135.
- GLAZIER, JAMES A, SEGAWA, TAKEHIKO, NAERT, ANTOINE & SANO, MASAKI 1999 Evidence against ultrahardthermal turbulence at very high rayleigh numbers. *Nature* **398** (6725), 307.
- GOLUSKIN, DAVID 2016 *Internally heated convection and Rayleigh-Bénard convection*. Springer.
- GREENSPAN, HARVEY PHILIP GREENSPAN & OTHERS 1968 *The theory of rotating fluids*. CUP Archive.
- GROOMS, IAN & WHITEHEAD, JARED P 2014 Bounds on heat transport in rapidly rotating rayleigh-bénard convection. *Nonlinearity* **28** (1), 29.
- GROSSMANN, SIEGFRIED & LOHSE, DETLEF 2000 Scaling in thermal convection: a unifying theory. *Journal of Fluid Mechanics* **407**, 27–56.
- GUBBINS, DAVID, DEHANT, V, CREAGER, KC, KARATO, S & ZATMAN, S 2003 Thermal core-mantle interactions: theory and observations. *Earths core: dynamics, structure, rotation* pp. 163–179.
- GUERVILLY, CÉLINE, CARDIN, PHILIPPE & SCHAEFFER, NATHANAËL 2019 Turbulent convective length scale in planetary cores. *Nature* **570** (7761), 368.
- HATHAWAY, DAVID H & SOMERVILLE, RICHARD CJ 1983 Three-dimensional simulations of convection in layers with tilted rotation vectors. *Journal of Fluid Mechanics* **126**, 75–89.
- HOLME, R & OLSON, P 2007 Large-scale flow in the core. *Treatise on geophysics* **8**, 107–130.
- HUNTER, JOHN D 2007 Matplotlib: A 2d graphics environment. *Computing in science & engineering* **9** (3), 90–95.
- JONES, C. A. 2015 Thermal and compositional convection in the outer core. In *Treatise on Geophysics*, 2nd edn. (ed. G. Schubert), vol. 8, pp. 115–159. Elsevier.
- JULIEN, KEITH, KNOBLOCH, EDGAR, RUBIO, ANTONIO M & VASIL, GEOFFREY M 2012a Heat transport in low-rossby-number rayleigh-bénard convection. *Physical review letters* **109** (25), 254503.
- JULIEN, K, LEGG, S, MCWILLIAMS, J & WERNE, J 1996 Rapidly rotating turbulent rayleigh-bénard convection. *Journal of Fluid Mechanics* **322**, 243–273.
- JULIEN, K, RUBIO, AM, GROOMS, I & KNOBLOCH, E 2012b Statistical and physical balances in low rossby number rayleigh-bénard convection. *Geophysical & Astrophysical Fluid Dynamics* **106** (4-5), 392–428.
- KERR, ROBERT M & HERRING, JACKSON R 2000 Prandtl number dependence of nusselt number in direct numerical simulations. *Journal of Fluid Mechanics* **419**, 325–344.
- KING, EM, STELLMACH, S & AURNOU, JM 2012 Heat transfer by rapidly rotating rayleigh-bénard convection. *Journal of Fluid Mechanics* **691**, 568–582.
- KING, EM, STELLMACH, S & BUFFETT, B 2013 Scaling behaviour in rayleigh-bénard convection with and without rotation. *Journal of Fluid Mechanics* **717**, 449–471.
- KING, ERIC M & BUFFETT, BRUCE A 2013 Flow speeds and length scales in geodynamo models: the role of viscosity. *Earth and Planetary Science Letters* **371**, 156–162.
- KING, ERIC M, SODERLUND, KRISTA M, CHRISTENSEN, ULRICH R, WICHT, JOHANNES & AURNOU, JONATHAN M 2010 Convective heat transfer in planetary dynamo models. *Geochemistry, Geophysics, Geosystems* **11** (6).
- KING, ERIC M, STELLMACH, STEPHAN, NOIR, JEROME, HANSEN, ULRICH & AURNOU, JONATHAN M 2009 Boundary layer control of rotating convection systems. *Nature* **457** (7227), 301.
- KUNDU, PK & COHEN, LM 1990 Fluid mechanics, 638 pp. *Academic, Calif* .
- KUNNEN, RUDIE PJ, OSTILLA-MÓNICO, RODOLFO, VAN DER POEL, ERWIN P, VERZICCO, ROBERTO & LOHSE, DETLEF 2016 Transition to geostrophic convection: the role of the boundary conditions. *Journal of Fluid Mechanics* **799**, 413–432.
- LAM, SIU, SHANG, XIAO-DONG, ZHOU, SHENG-QI & XIA, KE-QING 2002 Prandtl number dependence of the viscous boundary layer and the reynolds numbers in rayleigh-bénard convection. *Physical Review E* **65** (6), 066306.
- LHULLIER, FLORIAN, HULOT, GAUTHIER, GALLET, YVES & SCHWAIGER, TOBIAS 2019 Impact of inner-core size on the dipole field behaviour of numerical dynamo simulations. *Geophysical Journal International* **218** (1), 179–189.

- LIU, YUANMING & ECKE, ROBERT E 2011 Local temperature measurements in turbulent rotating rayleigh-bénard convection. *Physical Review E* **84** (1), 016311.
- MATSUI, HIROAKI, HEIEN, ERIC, AUBERT, JULIEN, AURNOU, JONATHAN M, AVERY, MARGARET, BROWN, BEN, BUFFETT, BRUCE A, BUSSE, FRIEDRICH, CHRISTENSEN, ULRICH R, DAVIES, CHRISTOPHER J & OTHERS 2016 Performance benchmarks for a next generation numerical dynamo model. *Geochemistry, Geophysics, Geosystems* **17** (5), 1586–1607.
- MOUND, JON E & DAVIES, CHRISTOPHER J 2017 Heat transfer in rapidly rotating convection with heterogeneous thermal boundary conditions. *Journal of Fluid Mechanics* **828**, 601–629.
- ORUBA, LUDIVINE & DORMY, EMMANUEL 2014 Predictive scaling laws for spherical rotating dynamos. *Geophysical Journal International* **198** (2), 828–847.
- PEDLOSKY, JOSEPH 2013 *Geophysical fluid dynamics*. Springer Science & Business Media.
- PLUMLEY, MEREDITH & JULIEN, KEITH 2019 Scaling laws in rayleigh-bénard convection. *Earth and Space Science* .
- PLUMLEY, MEREDITH, JULIEN, KEITH, MARTI, PHILIPPE & STELLMACH, STEPHAN 2016 The effects of ekman pumping on quasi-geostrophic rayleigh-bénard convection. *Journal of Fluid Mechanics* **803**, 51–71.
- PLUMLEY, MEREDITH, JULIEN, KEITH, MARTI, PHILIPPE & STELLMACH, STEPHAN 2017 Sensitivity of rapidly rotating rayleigh-bénard convection to ekman pumping. *Physical Review Fluids* **2** (9), 094801.
- QIU, XIN-LIANG & XIA, KE-QING 1998*a* Spatial structure of the viscous boundary layer in turbulent convection. *Physical Review E* **58** (5), 5816.
- QIU, XIN-LIANG & XIA, KE-QING 1998*b* Viscous boundary layers at the sidewall of a convection cell. *Physical Review E* **58** (1), 486.
- RHINES, PETER B 1975 Waves and turbulence on a beta-plane. *Journal of Fluid Mechanics* **69** (3), 417–443.
- SAKURABA, ATARU & ROBERTS, PAUL H 2009 Generation of a strong magnetic field using uniform heat flux at the surface of the core. *Nature Geoscience* **2** (11), 802.
- SCHMITZ, S & TILGNER, A 2010 Transitions in turbulent rotating rayleigh-bénard convection. *Geophysical and Astrophysical Fluid Dynamics* **104** (5-6), 481–489.
- SNEDECOR, GEORGE W COCHRAN & WILLIAM, G 1989 Statistical methods. *Tech. Rep.*.
- SPIEGEL, EDWARD A 1971 Convection in stars i. basic boussinesq convection. *Annual review of astronomy and astrophysics* **9** (1), 323–352.
- STELLMACH, S, LISCHPER, M, JULIEN, K, VASIL, G, CHENG, JS, RIBEIRO, A, KING, EM & AURNOU, JM 2014 Approaching the asymptotic regime of rapidly rotating convection: boundary layers versus interior dynamics. *Physical Review Letters* **113** (25), 254501.
- STEVENS, RICHARD JAM, VERZICCO, ROBERTO & LOHSE, DETLEF 2010 Radial boundary layer structure and Nusselt number in Rayleigh-Bénard convection. *Journal of Fluid Mechanics* **643**, 495–507.
- WICHT, JOHANNES & CHRISTENSEN, ULRICH R 2010 Torsional oscillations in dynamo simulations. *Geophysical Journal International* **181** (3), 1367–1380.
- WILLIS, ASHLEY P, SREENIVASAN, BINOD & GUBBINS, DAVID 2007 Thermal core-mantle interaction: exploring regimes for locked dynamo action. *Physics of the Earth and Planetary Interiors* **165** (1-2), 83–92.
- YADAV, RAKESH K, GASTINE, THOMAS, CHRISTENSEN, ULRICH R, DUARTE, L D V & REINERS, ANSGAR 2015 Effect of shear and magnetic field on the heat-transfer efficiency of convection in rotating spherical shells. *Geophysical Journal International* **204** (2), 1120–1133.