

 Open access • Journal Article • DOI:10.1145/3012429

Scientific Workflows: Moving Across Paradigms — [Source link](#)

[Chee Sun Liew](#), [Malcolm Atkinson](#), [Michelle Galea](#), [Tan Fong Ang](#) ...+2 more authors

Institutions: [University of Malaya](#), [University of Edinburgh](#), [University of Amsterdam](#)

Published on: 12 Dec 2016 - [ACM Computing Surveys \(ACM\)](#)

Topics: [Workflow management system](#), [Workflow engine](#), [Workflow technology](#) and [Workflow](#)

Related papers:

- [Pegasus, a workflow management system for science automation](#)
- [A characterization of workflow management systems for extreme-scale applications](#)
- [The Taverna workflow suite: designing and executing workflows of Web Services on the desktop, web or in the cloud](#)
- [Workflows and e-Science: An overview of workflow system features and capabilities](#)
- [Scientific Workflow Management and the Kepler System](#)

Share this paper:    

View more about this paper here: <https://typeset.io/papers/scientific-workflows-moving-across-paradigms-480ztsaudx>



THE UNIVERSITY *of* EDINBURGH

Edinburgh Research Explorer

Scientific Workflows: Moving Across Paradigms

Citation for published version:

Liew, CS, Atkinson, M, Galea, M, Ang, TF, Martin, P & van Hemert, J 2017, 'Scientific Workflows: Moving Across Paradigms', *ACM Computing Surveys*, vol. 49, no. 4, 66. <https://doi.org/10.1145/3012429>

Digital Object Identifier (DOI):

[10.1145/3012429](https://doi.org/10.1145/3012429)

Link:

[Link to publication record in Edinburgh Research Explorer](#)

Document Version:

Peer reviewed version

Published In:

ACM Computing Surveys

General rights

Copyright for the publications made accessible via the Edinburgh Research Explorer is retained by the author(s) and / or other copyright owners and it is a condition of accessing these publications that users recognise and abide by the legal requirements associated with these rights.

Take down policy

The University of Edinburgh has made every reasonable effort to ensure that Edinburgh Research Explorer content complies with UK legislation. If you believe that the public display of this file breaches copyright please contact openaccess@ed.ac.uk providing details, and we will remove access to the work immediately and investigate your claim.



Scientific Workflows: Moving Across Paradigms

CHEE SUN LIEW, University of Malaya

MALCOLM P. ATKINSON and MICHELLE GALEA, University of Edinburgh

TAN FONG ANG, University of Malaya

PAUL MARTIN, University of Amsterdam

JANO I. VAN HEMERT, Optos Plc

Modern scientific collaborations have opened up the opportunity to solve complex problems that require both multidisciplinary expertise and large-scale computational experiments. These experiments typically comprise a sequence of processing steps that need to be executed on selected computing platforms. Execution poses a challenge however due to *a) the complexity and diversity of applications, b) the diversity of analysis goals, c) the heterogeneity of computing platforms, and d) the volume and distribution of data.*

A common strategy to make these *in silico* experiments more manageable is to model them as *workflows*, and to use a workflow management system to organise their execution. This article looks at the overall challenge posed by a new order of scientific experiments and the systems they need to be run on, and examines how this challenge can be addressed by workflows and workflow management systems. It proposes a taxonomy of workflow management system (WMS) characteristics, including aspects previously overlooked. This frames a review of prevalent WMS used by the scientific community, elucidates their evolution to handle the challenges arising with the emergence of the ‘fourth paradigm’ and identifies research needed to maintain progress in this area.

Categories and Subject Descriptors: A.1 [General Literature]: Introductory and Survey; C.1.4 [Parallel Architectures]: Distributed Architectures; D.2.11 [Software Engineering]: Software Architectures; H.4.1 [Information Systems Applications]: Office Automation—*Workflow management*

General Terms: Algorithms, Design, Language, Measurement, Performance

Additional Key Words and Phrases: Data-intensive science, workflows, workflow management systems

ACM Reference Format:

Liew, C. S., Atkinson, M. P., Galea, M., Ang, T. F., Martin, P. and van Hemert, J. I. 2016. Scientific Workflows: Moving Across Paradigms. *ACM Comput. Surv.* V, N, Article A (October 2016), 37 pages.
DOI : <http://dx.doi.org/10.1145/0000000.0000000>

Author’s addresses: C. S. Liew and T. F. Ang, Faculty of Computer Science & Information Technology, University of Malaya, 50603 Kuala Lumpur, Malaysia; M. P. Atkinson, School of Informatics, University of Edinburgh, 10 Crichton Street, Edinburgh EH8 9AB, UK; M. Galea, The Data Lab, University of Edinburgh, 15 South College Street, Edinburgh, EH8 9AA; P. Martin, Informatics Institute, University of Amsterdam, Science Park 904 1098XH Amsterdam, Netherlands; J. I. van Hemert, Optos, Queensferry House, Carnegie Campus, Enterprise Way, Dunfermline KY11 8GR, UK. Email: csliew@um.edu.my; Malcolm.Atkinson@ed.ac.uk; michelle.galea@ed.ac.uk; angtf@um.edu.my; p.w.martin@uva.nl; jvanhemert@optos.com.

Permission to make digital or hard copies of part or all of this work for personal or classroom use is granted without fee provided that copies are not made or distributed for profit or commercial advantage and that copies show this notice on the first page or initial screen of a display along with the full citation. Copyrights for components of this work owned by others than ACM must be honored. Abstracting with credit is permitted. To copy otherwise, to republish, to post on servers, to redistribute to lists, or to use any component of this work in other works requires prior specific permission and/or a fee. Permissions may be requested from Publications Dept., ACM, Inc., 2 Penn Plaza, Suite 701, New York, NY 10121-0701 USA, fax +1 (212) 869-0481, or permissions@acm.org.

© 2016 ACM 0360-0300/2016/10-ARTA \$15.00

DOI : <http://dx.doi.org/10.1145/0000000.0000000>

1. INTRODUCTION

Computational science has increasingly stood alongside *experimental* and *theoretical* science in scientific discovery over the last five decades. However the phrase “*Fourth Paradigm*” was coined by Jim Gray [Gray 2009] to draw attention to a new methodology in science that complements those three paradigms — one that addresses the increasing importance of digital data in science.

Advances in computing technology fosters the use of simulations to perform complex analyses in theoretical modelling; these simulations generate large volumes of data, which are stored in databases and files. At the same time, the revolution in digital technology has increased the volume of observational data used in experimental science as the extensive use of digital sensors has been coupled with highly automated data collection, e.g. digital-imaging devices in astronomy and microarray DNA sequencers in genomics [Interagency Working Group on Digital Data 2009]. The scientific community is facing a massive data challenge, such as petabytes of live data streams¹ and petabytes of curated data². The complexity and diversity of data pertinent to research topics is also increasing rapidly, e.g., ELIXIR supporting European life scientists host 24 curated reference-data collections, each of which evolves and grows rapidly³.

With the 21st century, the fourth paradigm has emerged, known as *data-intensive science* [Hey *et al.* 2009] or *data-driven science*, where scientists discover new knowledge by systematically processing large volumes or complex collections of data captured in experiments or generated by simulations. As Jim Gray observed [Gray 2009], most astronomers do not look through the sophisticated and expensive new telescopes — instead, they work at the end of a data pipeline, analysing derived information on their own workstations. Computing software is used extensively to integrate and analyse data in order to extract new knowledge. Data-driven science does not replace existing scientific methods; it complements existing paradigms—an iterative cycle to link knowledge with observations [Kell and Oliver 2004].

The examples below highlight some projects from various scientific domains that are dealing with large-scale distributed data:

Optical astronomy. The Pan-STARRS project⁴ for detecting potentially hazardous objects in the Solar System is equipped with four 1.4 Gigapixel resolution digital cameras that capture more than 1 PB of raw data and generate 100 TB data within its catalogue database each year. Everyday, a Load workflow creates about 700 new Load databases storing nightly detected objects, and once a week, a Merge workflow merges 50,000 Load databases with 12 offline Cold databases using Trident [Simmhan *et al.* 2009]. These data may be analysed directly or used in combination with other observations, using standards mediated by the IVOA⁵.

Radio astronomy. LOFAR⁶, for observing the universe using very low frequency radio telescopes, is producing high-quality interferometric data on baselines ranging from 100 m up to more than 1000 km, from 24 core stations (within a two km radius

¹The SKA (www.skatelescope.org) will generate 2.5 to 7.5 PB of raw data/second [Broekema *et al.* 2012].

²The LHC (cms.web.cern.ch) preserves 30 PB of data per year [Chalmers 2014] and the Large Synoptic Survey Telescope (www.lsst.org) will generate several petabytes of saved images and catalogues every year.

³ELIXIR services <https://www.elixir-europe.org/services>

⁴Panoramic Survey Telescope & Rapid Response System (Pan-STARRS): pan-starrs.ifa.hawaii.edu

⁵International Virtual Observatory Alliance (IVOA): www.ivoa.net

⁶Low Frequency Array (LOFAR): www.lofar.org

in The Netherlands), 16 remote stations (within 100 km), and 8 international stations (including France, Germany, Sweden and the UK) [Heald *et al.* 2011]. The data processing pipeline involves: correlating and reducing data from all of the stations connected through a wide-area network using an IBM Blue Gene/P supercomputer; real-time analysis and model tuning using a general purpose cluster; temporary storage of the raw data; and archival of final data products for further use [Romein *et al.* 2011] — this is both data-intensive and computationally complex.

Seismology. The VERCE project⁷ is delivering an e-Science environment to the seismological community to exploit the increasingly large volume of seismological data. It provides an integrated architecture for diverse data-intensive applications in data analysis and modelling and the interconnection of community data infrastructures with HPC infrastructures [Atkinson *et al.* 2015]. This is a framework for executing heterogenous tasks that process large volumes of data (e.g. 100 TB of raw data to analyse the 2011 Tōhoku earthquake and 5 PB of simulation results to model the corresponding subsurface processes), from geographical distributed and diverse data sources, on Grid, Cloud and HPC computing resources.

Experimental biology. OME⁸ provides flexible data management and interoperability tools for biological light microscopy, that deals with over 150 microscopy file formats and distributed image processing. Its OMERO project [Allan *et al.* 2012] provides tools for extracting measurements from microscopy images. OMERO uses multiple storage schemes (i.e. binary image repositories, relational databases and HDF5⁹), middleware, and client applications (i.e. scripts written in Java, C and Python, and for Web browsers) to enable diverse and complex biomedical research.

Environmental science. The study of the pattern of bird species occurrence to understand how they are influenced by environmental changes [Kelling *et al.* 2013] is data-intensive. It involves merging data from different organisations (e.g. NASA¹⁰, USGS¹¹, NOAA¹², AKN¹³ and citizen scientists), using a high-performance computing infrastructure to explore complex models and large volumes of data through statistical analyses and visualisations, using VisTrails [Callahan *et al.* 2006].

The projects above, like many others, involve the challenges of data creation, exploration, exploitation and preservation in many scientific communities. The rapidly growing and diverse data opens many new opportunities in business, research, design, policy formulation and decision making, but these opportunities can only be exploited if we improve our knowledge-discovery apparatus as we enter the data-intensive era.

Managing the data deluge not only requires larger storage space and more computational power. It also demands new advances, e.g. scalable data-processing algorithms that can handle massive datasets, new data-management technologies for distributed and heterogeneous data sources and new high-speed networks for transferring large volumes of data [Gorton *et al.* 2008]. Many datasets (e.g. three dimensional spatial time-series data in seismology) may be stored in DBMSs designed for efficient transaction processing and not for scientific data. Boncz *et al.* [2008] discuss how they redesigned the database architecture in MonetDB, making use of modern technology

⁷Virtual Earthquake and seismology Research Community e-science environment in Europe: www.verce.eu

⁸Open Microscopy Environment (OME): www.openmicroscopy.org

⁹HDF5: www.hdfgroup.org/HDF5

¹⁰National Aeronautics and Space Administration (NASA): www.nasa.gov

¹¹United States Geological Survey (USGS): www.usgs.gov

¹²National Oceanic and Atmospheric Administration (NOAA): www.noaa.gov

¹³Avian Knowledge Network (AKN): www.avianknowledge.net

to avoid the performance bottleneck in main-memory access, whilst Stonebraker *et al.* [2009] have specified a common set of requirements for new scientific database systems, e.g. a new array data model and operators to process time-series. Budavári *et al.* [2013] have developed the SkyQuery Language, extending SQL to better express every aspect of cross-identification problems in large-scale astronomy archives.

The growing wealth of data (with increasingly diversity and complexity across all domains) is not the only challenge that the scientific community is facing. Another challenge is the complexity and the heterogeneity of the computing systems that support the experiments, the applications and the data. Some efforts are underway that attempt cross-architectural implementation, e.g. Grid/Cloud [Deelman 2010; Deelman *et al.* 2016; Kacsuk *et al.* 2014], but their integration processes are proving challenging. There are a number of reasons for this:

- It is not unusual to run experiments that read raw data from distributed file systems, metadata from the databases, and live data streams from remote sensors. When collaborative work is involved, these resources may not be located at one site nor managed by a single organisation. The data-integration process needs to deal with different resource types and with a variety of access constraints.
- Even if the experiment only involves data stored in a file system, there are different storage solutions available. The Sphere parallel data processing engine can efficiently perform massive parallel in-storage data processing on data stored in the Sector file system (twice as fast as Hadoop MapReduce [Gu and Grossman 2009]). However, it can not process data stored on a Gfarm file system¹⁴.
- There is a broad spectrum of applications, from arithmetically intensive to data intensive. Each type of application is suitable to run on certain hardware architectures. For instance, a commodity cluster provides high computing power with hundreds to hundreds of thousands of cores and usually is intrinsically attached to a storage area network to store the data. This architecture is adapted to solve compute-intensive problems. However, running data-intensive applications often incurs higher communication costs and achieves lower performance because disk I/O rates and network bandwidths become performance bottlenecks. In this case, data-intensive computing machines, as described in [Dobos *et al.* 2013; Givelberg *et al.* 2011; Norman and Snaveley 2010], outperform commodity clusters.
- The execution context itself differs. For instance Pegasus is a popular workflow management system (WMS) used to manage the execution of *in silico* experiments. It works well with DAGMan and HTCCondor¹⁵ [Litzkow *et al.* 1988; Thain *et al.* 2005] handling batch processing, which stages in data and executable script onto a HPC cluster and stages out the results after each tasks has been executed. In some contexts, many of the functions a data-driven researcher requires are packaged as Web services, e.g., access to curated data collections (see ELIXIR above) or standard transformations. Some WMS, such as Taverna [Wolstencroft *et al.* 2013], are designed to orchestrate the use of such services. A way to exploit coarse-grained interoperability is to treat the workflows as “black boxes”, and orchestrate them by nesting WMSs, as in the SHIWA platform [Korkhov *et al.* 2013].

This complexity and heterogeneity cannot be eliminated by unification of technologies as there are powerful drivers for continued diversity. Forcing a community to abandon their *existing investments* and converge on a common technology is unacceptable as it

¹⁴Gfarm file system: datafarm.apgrid.org

¹⁵HTCCondor was known as “Condor” from 1988 until its name changed in 2012

would destroy their research momentum. Much pooled intellectual effort and funds are spent over many years to develop the operational practices and their associated data-interchange standards. When boundary-crossing research links two such ‘islands’ of homogeneity, neither can afford to disrupt its community to align with the other. Some legacy systems are hard to replace or too expensive, e.g., methods use programs written decades ago; it is infeasible to marshal experts to rewrite them.

Even if a community were to agree on a standard technology, the diversity will eventually reappear due to the *independent evolution* of technology in separate groups. The Swift system was developed by the GriPhyN Virtual Data System (VDS)¹⁶—a collaboration to automate the analysis of the large quantities of high-energy physics data via a set of workflow tools. Initially VDS used the Chimera virtual data language [Foster *et al.* 2002] to express the logical organisation of operations, Pegasus (see Sect. 3.1) as its workflow planner, and HTCondor DAGMan as its execution engine. The Swift system (see Sect. 3.4) has since grown to be a stand alone workflow system for petascale parallel execution [Wilde *et al.* 2009], using its own SwiftScript for iterative operations, and Falcon [Raicu *et al.* 2007] for task submission.

The third factor sustaining complexity and diversity is the *socio-economic power of identity*. Cloud computing [Armbrust *et al.* 2010] has emerged as a new paradigm that provides dynamic and scalable infrastructure for applications, computing and storage. The key players in the industry have shown their interests and have populated this niche in the Internet ecosystem, e.g. Amazon¹⁷, Google¹⁸, Microsoft¹⁹ and Rackspace²⁰. Each has their own strengths and market share. Brynjolfsson *et al.* [2010] examine the cloud computing model in comparison with other utility models, such as electricity, and conclude that cloud offerings will not be interchangeable across providers. This is currently a barrier for cross-platform experiments. Juve and Deelman [2010] discuss how the scientific communities may adapt Cloud computing technologies, which primarily target business needs. Zhao *et al.* [2014] identify the challenges of such adaptation and share their experience in integrating the Swift into the Cloud. Cała *et al.* [2016] discussed their experience in porting a life-science workflows onto Microsoft Azure cloud, and provided a balanced view of the key benefits and drawbacks we observed during the migration. We argue in Section 4.1 that cross-platform working and interoperation between workflows encoded in different notations should be facilitated.

Section 2 reviews the established characteristics of workflows from a data-intensive viewpoint. It then discusses architectures for providing workflows and draws attention to some features not normally considered in order to establish a framework for discussing workflow systems. Using this framework Section 3 analyses six workflow systems and their utility for data-intensive scientific research. It concludes with a summary and an assessment of their data handling and optimisation strategies. Section 4 charts the anticipated development of scientific workflow languages as they handle more computation and much more data. Three topics are addressed: *a)* how to transcend technical and cultural boundaries while respecting community and individual needs; *b)* how to empower scientists so that they can drive their own research agenda only calling on other experts exceptionally, and *c)* possible technical developments taking account of external influences and trends. This anticipates a more complex and

¹⁶GriPhyN VDS: www.ci.uchicago.edu/wiki/bin/view/VDS/VDSWeb/WebMain

¹⁷Amazon Elastic Compute Cloud (Amazon EC2): aws.amazon.com/ec2/

¹⁸Google App Engine: www.google.com/apps

¹⁹Microsoft Windows Azure: www.microsoft.com/windowsazure/

²⁰Rackspace Cloud: www.rackspace.com/cloud/

integrated context for scientific workflows with strong influences from advances in the ways in which scientific data are stored and organised. The concluding section finishes with a clarion call for a combined effort, not only from the scientific workflow community but also from the scientific data storage, archiving and curation communities to develop an integrated approach to facilitating the fourth paradigm. This will require a formal framework, a pervasive campaign establishing interchange standards and many carefully integrated advances in the engineering underpinning data handling, data organisation and their interplay with workflow enactment. Above all it will require logical and conceptual notations that enable a wide range of researchers in science, biomedicine and engineering to take charge of their data-intensive methods.

2. WORKFLOWS

The emergence of computational and data-driven science as the third and fourth paradigms increases the demand for modern technologies. With the help of data-analysis experts who master statistical methods or data-mining techniques, domain scientists²¹ try to discover new knowledge from simulation, observation and experimental data. This often involves: *a*) moving data from data sources to computational resources, *b*) cleaning, calibrating and normalising data, *c*) constructing a model using part of that preprocessed data, *d*) validating the model with the remaining data, *e*) visualising the results, and *f*) moving the results to a storage system. Simulations explore and test the implications of mathematical models of phenomena; they may be included in workflows as a source of data. For example, for the recent discovery of gravity waves [Abbott *et al.* 2016], the parameters describing the masses, momentum and separation of the colliding black holes had to be adjusted until the output from a simulation matched the detected signal – this used the Pegasus workflow system. Similarly, to develop tomographic Earth models, through seismic inversion, the wave propagations from many earthquakes have to be simulated, and the finite-element models of wave velocity, have to be adjusted by adjunct wave propagation until the results match the seismic observations [French and Romanowicz 2015]. Such processes can be modelled as workflows, which are defined here as a set of interrelated computational and data-handling tasks designed to achieve a specific goal.

2.1. Workflow characteristics

A workflow comprises three components: a list of tasks or operations, the set of dependencies between the interconnected tasks (the flow), and the set of data resources used to generate or terminate the flow²². In a graph representation, the tasks and data resources are the vertices and the dependencies are the edges connecting vertices, as shown in Figure 1. The edges can represent two kinds of dependency: control-flow and data-flow [Shields 2007].

Control-flow graphs comprise tasks and precedence constraints. The tasks are *operations* and edges specify the order of operations. An example workflow in Figure 1 demonstrates a basic pattern. The two tasks in the data integration phase may be run concurrently, while the tasks in the data-preparation stage form a sequence that runs after these have both completed, wherein each task is executed before the tasks at the arrow end of connecting edges. The sequence is then split but the arc from ExtractModel

²¹In commerce the person who grasps the business issues is called the “*domain expert*”; e.g. the marketing strategist, financial controller or the logistics planner. In science an expert in the discipline fills that role.

²²Data resources include data sources and data sinks (e.g. data stores and archives).

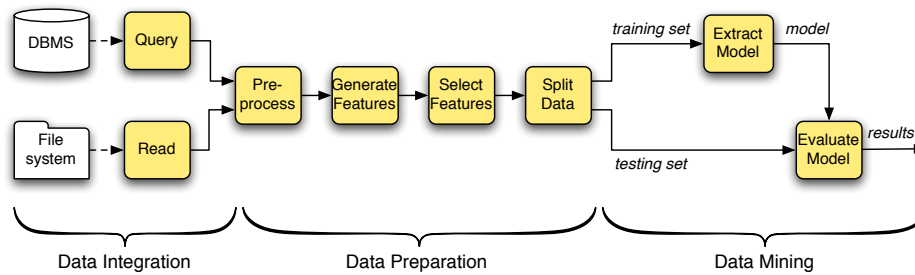


Fig. 1. Common workflow in scientific experiments.

to EvaluateModel ensures a model has been produced before it is evaluated. A workflow graph can be directed cyclic (DCG) or directed acyclic (DAG). The main difference is that DCG supports iteration and DAG does not. Bharathi *et al.* provide a characterisation of scientific workflows structures [Bharathi *et al.* 2008] and van der Aalst *et al.* describes basic workflow patterns [van der Aalst *et al.* 2003]. The Workflow Pattern initiative catalogues more patterns [van der Aalst and ter Hofstede 2014].

In a *data-flow* graph, dependencies between tasks represent flows of data. Data move along arcs, and are transformed by tasks. If Figure 1 denotes a data-flow graph, then data from the Query operator (metadata) and data from the Read operator (raw images) flow into the Preprocess operator. The Preprocess operator transforms every data item (raw image), and transmits the results to the succeeding operator Generate Features. Data-flow graphs permit the operators' executions to overlap in a processing pipeline.

These workflow graphs are logical models, known as *abstract workflows*, defining the steps to be taken in scientific experiments. Abstract workflows define the tasks and their dependencies. To run the experiments the tasks need to be mapped to executable software components, generating a *concrete workflow*. The workflow life-cycle has been defined for both business and scientific domains [Deelman *et al.* 2009; Görlach *et al.* 2011; Ludäscher *et al.* 2009], each proposing their own sequence of phases. Görlach *et al.* [2011] suggest three phases, while Ludäscher *et al.* [2009] suggest four phases, with a “*workflow preparation*” phase staging data into computing resources prior to the execution phase. Only Deelman *et al.* [2009] discuss a “*provenance capture*” phase, collecting information for workflow reproducibility. However, they all make the following observations, which apply for all forms of data-driven analysis:

- these phases are from the scientists' perspective as they create and run workflows;
- scientists compose, operate, analyse and refine workflows;
- scientific workflows are exploratory, i.e. it is common to reuse workflows and refine them using trial-and-error;
- scientific methods are often repeated, i.e. scientists re-run workflows with different parameters and datasets; and
- run-time monitoring and diagnostics are important, i.e. scientists monitor progress and may steer or decide to abort or suspend an execution.

Spinuso has pioneered the active use of provenance at run time to trigger responses to conditions and to support job, data and research-campaign management [Spinuso *et al.* 2016]. Making provenance *immediately* useful is a significant step in engaging researchers [Myers *et al.* 2015].

2.2. Workflow architectures

A wide range of Workflow Management Systems (WMSs) have been developed, e.g. Pegasus [Deelman *et al.* 2015], Kepler [Ludäscher *et al.* 2006], Taverna [Wolstencroft *et al.* 2013], Triana [Taylor *et al.* 2007b], Swift [Zhao *et al.* 2007], Trident [Barga *et al.* 2008], Galaxy [Blankenberg *et al.* 2010], ASKALON [Fahringer *et al.* 2007], WS-PGRADE/gUSE [Kacsuk *et al.* 2012], Meandre [Llorà *et al.* 2008] and Apache Airavata [Marru *et al.* 2011]. Studies [Taylor *et al.* 2007a; Goble and De Roure 2009; Görlach *et al.* 2011] identify the following roles for workflows:

- support for collaborative research by enabling scientific communities to share automated and formalised processes such as data analysis,
- construction free from distracting details about workflow management and execution,
- the ability to automate workflow steps, i.e. their mapping and execution, and to repeat *in silico* experiments,
- integrating resources from distributed and heterogeneous enactment platforms,
- handling large volumes of data and complex computations, and
- improving the execution through various optimisation strategies.

We summarise several studies that classify the architecture of WMSs; they propose widely used taxonomies. We then introduce potential improvements.

Becker *et al.* [2002] identify three classes of business process: *a*) workflow-supported *organisational processes* (facilitating human actions during those processes), *b*) workflow-driven *software processes* (entirely automated computational tasks) and *c*) *hybrid processes* (a mixture of the two). They add an organisational dimension, i.e. inter- and intra-organisation level. Grefen *et al.* [2006] describe a transactional workflow model and discuss its support from the conceptual (specification language) and the system (workflow architecture) points of view.

Over the last two decades, scientific communities have used workflow technologies to automate their computational experiments that exploit distributed and high-performance computing infrastructures, e.g. Grids, and access data, Cloud and HPC resources, which are often geographically dispersed and independently managed. Yu *et al.* [2005] classify various approaches to mapping workflows onto Grids. They review thirteen existing WMSs and suggest research directions. Deelman *et al.* [2009] develop a general taxonomy of features for WMSs relevant to scientists, and use these to characterise and compare the abilities of WMSs throughout the life-cycle.

A number of papers regarding *specific aspects* of WMSs have been published, including:

- *Scheduling* — Wiczorek *et al.* [2009] analyse five facets of workflow scheduling: workflow model, scheduling criteria, scheduling process, resource model, and task model; in each case giving an extensive taxonomy and a survey of related WMSs.
- *Verification and validation* to improve the correctness of Grid workflows. Chen *et al.* [2008] propose a taxonomy for workflow *verification*: structure, performance and resources, and *validation* of consistency between processes and specifications.
- *Provenance* — Provenance data are often specific to the WMS that gathers them and prove difficult to integrate across systems. Many of the systems in Sect. 3 are adopting W3C PROV²³ to enable the interchange of provenance data [Groth *et al.* 2012]. Da Cruz *et al.* [2009] distinguish perspectives of provenance (i.e. capture,

²³W3C PROV-Overview: www.w3.org/TR/prov-overview

access, subject and storage), and provide a taxonomy of provenance. They survey eleven provenance systems, including: Pegasus, Taverna, Kepler and Swift.

- *Data publishing* — Murphy *et al.* [2015] define data publishing as providing discoverable, standard and trusted data repositories that allow scientists from different disciplines to access, reuse and analyse the unique data sets over the longer term. The published data should be well documented, identified, curated, interoperable and archived. The RDA/WDS Publishing Data Workflows Working Group²⁴ will analyse a representative range of workflows and standards for data publishing, including deposit and citation, and recommend reference models and implementations for application in new workflows. Garijo *et al.* [2012] propose the publication of the workflows, components, and datasets as Linked Data [Heath and Bizer 2011] to make scientific workflows more reusable and to increase the reproducibility of scientific results [Garijo 2015]. EUDAT²⁵ and DataONE²⁶ are each developing a data infrastructure compliant with Open Archival Information System (OAIS).

These studies improve our understanding of WMSs. However, they omit a few characteristics from their taxonomies, which are illustrated in Figure 2.

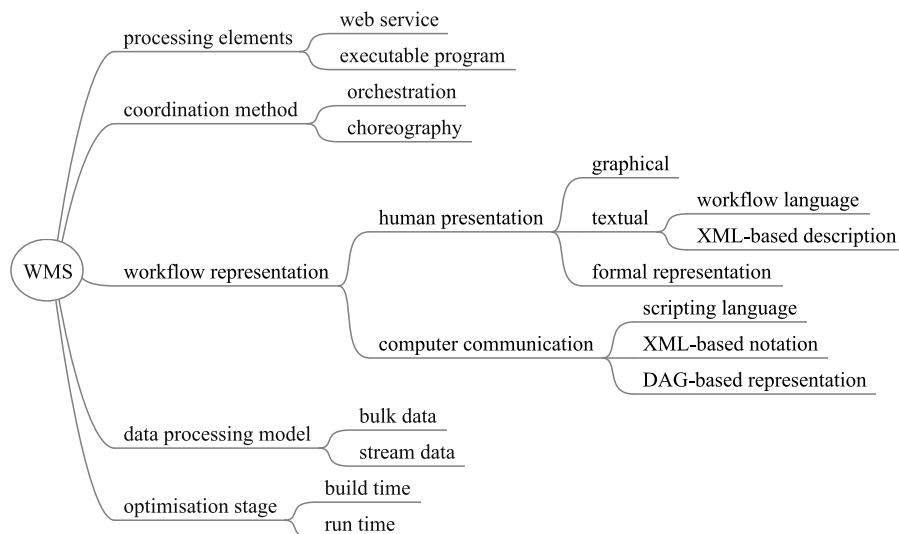


Fig. 2. Architectural characterisations of WMSs.

Processing elements (PEs), the building blocks of workflows, are *software components* that encapsulate a particular functionality to perform their task. Gannon distinguishes two types of workflow depending on the way a PE is implemented [Gannon 2007]: *a) component-based* workflows, also known as a *task-based* are accessed through a specific interface, such as: a function call, an inter-process communication, or a job submission—they may be written any language and need to be deployed explicitly during enactment, *b) PEs in service-based* workflows are implemented as Web services, which are self-contained and self-describing programs exposed via Web servers [Wang *et al.* 2004], that are invoked and respond using Web-service protocols addressed to already running instances.

²⁴Research Data Alliance (RDA): www.rd-alliance.org

²⁵EUDAT: www.eudat.eu B2 services.

²⁶DataONE: www.dataone.org

The coordination of the execution differs significantly in the two types of workflow. In component-based workflows, the PEs are often standalone applications that receive input data, perform their task, and produce a result. A WMS deploys and connects these PEs together by fetching results, often as files, and supplying them as input to subsequent components. In service-based workflows, the Web services are independent, pre-deployed and potentially dispersed Web instances. A workflow is constructed by a collection of Web services communicating with each other and with a WMS controller through message passing, with an explicit coordination method.

The *coordination method* falls into two categories: *orchestration* and *choreography*. *Orchestration* has a single controller and oversees the execution flow and invokes services based on a workflow written in an orchestration language, WS-BPEL²⁷. Written initially for business applications, such as BPEL has been adapted to the scientific domains [Emmerich *et al.* 2005; Slominski 2007].

Choreography describes a collaboration between services to achieve an agreed goal; it involves messages between multiple parties, where no one party truly owns the conversation [Barker *et al.* 2009]. WS-CDL²⁸ is used for choreography. Service orchestration works well in business domains, but not for scientific applications, where data and applications are often large and use dispersed services managed by multiple organisations, because service choreography invokes more communication. Barker *et al.* [2008] propose a hybrid model with centralised control flow, but distributed data flow, that provides robustness and reduces data movement.

The *workflow representation* can meet two goals: *a) human presentation*, an external representation for creators and editors of a workflow, with graphical, textual and formal variants, and *b) computer communication*, an internal representation used for communication between subsystems to achieve enactment. The graphical representation may facilitate the composition of workflows using GUI editors. It increases the usability of the WMSs, but may not be suitable for describing workflows with large number of tasks in detail; which leads to textual representations that may be a human-comprehensible or XML-based. The representations denoting abstract workflows used by workflow editors are transformed into internal representations and are passed to the workflow manager to organise the execution. It may apply graph transformation before generating a concrete execution plan to be sent to the execution engine. Three common internal representations are scripting languages, XML-based descriptions and internal DAG-based representations. These representations are also employed for storing workflows [Elmroth *et al.* 2010].

The *data processing model* of a workflow matches the internal data processing model of the PEs, which can be divided into *bulk data*, where PEs receive whole datasets, e.g. files (which may contain multiple data elements), and produce their results as bulk data, and *stream data*, where data units arrive from continuous and time-varying data streams, such as the output from sensors [Babcock *et al.* 2002]. For stream data, a PE produces data units on its output streams for each data unit that arrives on an input stream. It is best to describe both using an operations/operators terminology. In the bulk data model, PEs are *operations*, which are instantiated to process a dataset, and terminated after it has been processed. WMSs execute these operations in sequence, and some operations may be executed concurrently provided there are no interdependencies between them. This is called *batch processing*. For stream data,

²⁷Web Services Business Process Execution Language (WS-BPEL): docs.oasis-open.org/wsbpel/2.0/OS/wsbpel-v2.0-OS.html

²⁸Web Services Choreography Description Language(WS-CDL): www.w3.org/TR/ws-cdl-10/

PEs are *operators* that keep on working on data items as they arrive, and will not be terminated as long as more data is expected. These operators can be connected to form a *pipeline*, a successor operator processing the data items its predecessors have produced, their execution therefore overlapping. The choice between batch and stream processing may be determined by non-functional requirements, such as continuously monitoring an observed system, or it may be based on optimisation issues discussed below and leading to research questions presented in Sect. 4.

The last characteristic concerns at which stage at which optimisation is performed: *Build time* – workflow composition and planning the mapping to resources, or *Run time* – the deployment, execution and monitoring phases. An execution engine uses status information and size of data to dynamically optimise. Build-time optimisation focuses mainly on graph transformation, e.g. task clustering and parallelisation.

These characteristics all concern how WMSs operate in practice. They significantly affect how WMSs *interoperate*, e.g., how workflows are expressed, managed, operated and optimised. Sect. 3 analyses current WMSs in terms of those characteristics, as researchers will consider them when deciding which *existing* WMSs to adopt. In Sect. 4 we discuss how the limitations of existing WMSs may be overcome.

3. REVIEW OF SELECTED EXISTING WORKFLOW MANAGEMENT SYSTEMS

A review of all WMSs is not feasible, so we discuss seven: Pegasus, Kepler, Taverna, Swift, KNIME, Airavata and Meandre. The first six are well established and widely used in multiple domains. Meandre is less widely used, but its data-flow system exploits fine-grained data streaming and is closest to our view of future trends (see Sect. 4). We briefly review their technology and discuss their salient features, such as: architecture, development environment and workflow language, and conclude this section with a summary based on the additional characteristics defined above.

To aid our comparison of these WMSs, we sketch a system-architecture diagram for each one, e.g. see Figure 3, that shows the workflow composition tool (coloured in **green**), the resource mapping mechanism (coloured in **orange**) and the workflow execution engine (coloured in **yellow**). We superimpose that system-architecture diagram onto an hour-glass figure — the upper part of the hourglass denotes the development and refinement of the logic in the workflow and supports activities such as sharing and debugging, the lower part represents computation across diverse distributed computing infrastructures (DCIs) evaluating instances of the workflows. The arguments for this “*hourglass model*” are given in [Atkinson and Parsons 2013]. Both the upper and lower cones grow as capabilities are added and as the set of available DCIs evolve—see Sect. 4. The narrow neck of the hourglass allows each part to evolve independently of the other, protecting scientific and user-support investments in the upper cone from obsolescence as DCIs evolve. There is a challenge developing a stable and sufficiently powerful notation that is not too closely tied to a target DCI, for example, Pegasus (Sect. 3.1) uses DAX at an upper level and HTCondor DAG at a target-specific level, whereas Taverna (Sect. 3.3) is now on its third version of a language, SCUFL2 to communicate between composition and execution. Wider integration, and mappings that bridge technologies are required to meet interdisciplinary challenges—see Sect. 4.1—making the design of this critical and stable communication channel a key research challenge—most current scientific workflow systems leak properties of the underlying platform into the upper cone thereby distracting users and causing lock in.

3.1. Pegasus

Pegasus²⁹ is a well-known WMS that is widely used across domains, e.g. Earth science [Maechling *et al.* 2007] and astronomy [Berriman *et al.* 2010]. Together with Wings, DAGMan and HTCondor³⁰, it provides a complete workflow solution for handling scientific experiments. Wings is a semantically rich workflow system, used to create and validate workflows, and generate metadata. Workflows are created and stored in workflow libraries. At this stage, they are *workflow templates*, logical definitions of process plans, with no bindings to data or executable programs. The metadata that semantically describe the components and requirements of the workflow templates are stored in repositories, so they may be discovered, shared and reused by different users and experiments. Wings helps researchers find templates and data to create *workflow instances*, which are also known as *abstract workflows*. Workflow instances have the data to be used specified, but are still independent from the execution resources. Pegasus maps the workflow instance onto execution resources to create an *executable workflow*, which is fully specified: the data and their location, the computing resources, and the required data movements. DAGMan and HTCondor take over and execute the workflow on a distributed environment. Figure 3 shows the architecture with interaction between these sub-systems.

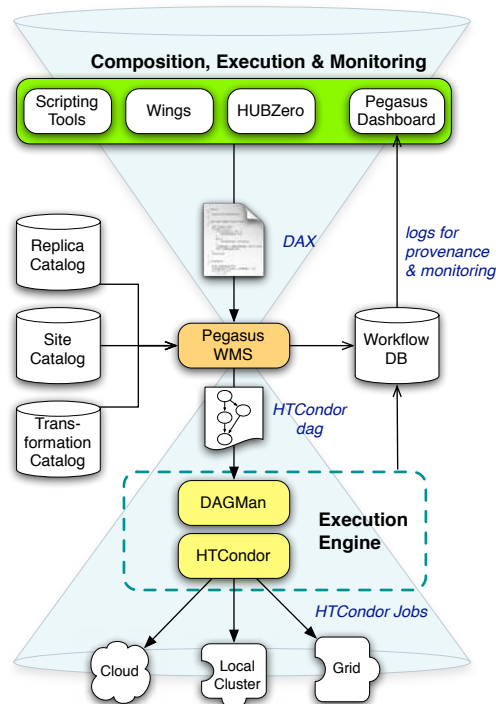


Fig. 3. Pegasus architectural diagram.

Wings plays two roles in the life-cycle: workflow composition [Gil *et al.* 2006] (semantically rich construction) and provenance tracking [Kim *et al.* 2008] (provenance of workflow instances and metadata for data products). The second phase of the workflow

²⁹Pegasus: pegasus.isi.edu [Deelman *et al.* 2015]

³⁰Wings: wings-workflows.org; HTCondor: research.cs.wisc.edu/htcondor/

life-cycle, resource mapping, is handled by Pegasus. Pegasus is a workflow planner and does not execute workflows. It can exploit various execution engines, e.g. HTCCondor and Globus³¹. Its input is an abstract workflow written in an XML format, called DAX, from which it generates a concrete workflow as the input to DAGMan.

The mapping relies on three catalogues. The *Site Catalogue* describes the available compute resources. A site can be a cluster, virtual machines in Clouds, or local machines. Pegasus exploits heterogeneous DCI spread across Grid and Cloud [Deelman 2010]. The *Replica Catalogue* maintains a mapping from logical to physical file names for data discovery. The *Transformation Catalogue* maps logical operations to physical executables. A user can define whether a component is stageable from other sites. Pegasus uses Kickstart [Vöckler *et al.* 2006] to launch programs and capture their exit status and monitoring information, which are then stored in the Provenance Tracking Catalogue [Deelman *et al.* 2006] and used for debugging.

Pegasus is popular because: *a*) its planner automatically adds *staging* and *registration* jobs to the concrete workflow; *b*) it is flexible and scalable [Callaghan *et al.* 2010]; and *c*) it performs optimisation, such as: clustering small jobs together, automatically releasing storage and reusing results from previous runs [Chen and Deelman 2011]. With the integration into the HUBZero framework [McLennan and Kennell 2010], Pegasus has extended its powerful workflow automation and management services to a wider research communities [McLennan *et al.* 2015].

A key architectural question concerns the value of a mapper; a WMSs could require composition using executable components explicitly. Pegasus demonstrates the benefits of abstraction that separates the workflow design from the target technology. This lets scientists focus on their scientific work without being distracted by low-level details. It increases reusability: allowing the same workflow to apply to different datasets and to run on different DCIs. Abstraction increases the scope for optimisation.

3.2. Kepler

Kepler³² originated from the Science Environment for Ecological Knowledge project³³, which combined: EcoGrid (data storage, sharing and analysis), Semantic Mediation (reasoning to discover and integrate data), and Analysis and Modelling (visual environment for ecologists to compose workflows—motivating Kepler) [Michener *et al.* 2005]. Kepler has become a general workflow infrastructure supporting many domains including: chemistry³⁴, geology³⁵, molecular biology³⁶ and oceanography³⁷.

Kepler is built on Ptolemy II [Eker *et al.* 2003] that facilitates actor-oriented computation [Bowers and Ludäscher 2005]. This model matches the exploratory nature of scientific workflows during design, prototyping and execution. Each process is modelled as an *actor* that encapsulates required functions. Actors are independent and communicate using message passing.

To achieve different execution semantics within a single architecture, Kepler separates the orchestration from the execution engine, and uses *directors* to organise collaborat-

³¹Globus: www.globus.org

³²Kepler Project: www.kepler-project.org [Ludäscher *et al.* 2006]

³³Science Environment for Ecological Knowledge: seek.ecoinformatics.org

³⁴RESearch sURGe ENabled by Cyberinfrastructure: ocikbws.uzh.ch/resurgence

³⁵Geosciences Network: www.geongrid.org/

³⁶Scientific Data Management Center: sdm.lbl.gov/sdmcenter/

³⁷Real-time Observatories, Applications, and Data Management Network: www.roadnet.ucsd.edu/

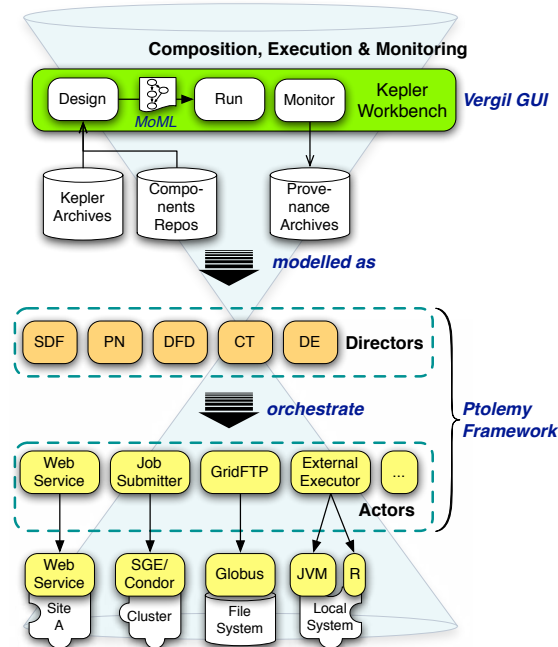


Fig. 4. Kepler architectural diagram.

ing actors. The actors define “*what*” are the processing tasks and the directors determine “*when*” their processing occurs. Kepler supports the following coordination models: Process Networks (PN), Dynamic Dataflow (DDF), Synchronous Dataflow (SDF), Continuous Time (CT) and Discrete Events (DE). These meet different requirements: CT and DE are used for workflows that depend on time, e.g. processing data from sensors and analysing population growth; DDF and SDF are used to transform and filter non-time-series data; and PN manages parallel threads and distributed execution.

The actor/director model gives Kepler extensibility and flexibility, see Figure 4. It can be extended easily by developing the necessary set of actors, such as:

- integrating applications, e.g. use actors RExpression and MatlabExpression to run an R or a Matlab respectively,
- integrating Web services, e.g. WebService an actor for WSDL and actors for RESTful Web services, and Opal³⁸ that wraps scientific applications as Web services,
- data movement with specific protocols, e.g. GridFTP, SSHFileCopier and FTPClient,
- interacting with DCI, e.g. JobCreator and JobSubmitter create and submit jobs to clusters, GlobusJob submits to Globus, SRBConnect accesses a SRB³⁹, and DataGridTransfer accesses to iRODS services⁴⁰, and
- executing shell scripts and applications on local machines using ExternalExecutor.

The set of directors can be extended to support new modes of computation, e.g. Abramson *et al.* [2008] built Nimrod/K on Kepler’s runtime engine, and created a new Tagged Dataflow Architecture director to achieve dynamic and parallel workflow execution.

³⁸Opal: nbc.ucsd.edu/data/docs/opal/

³⁹Storage Resource Broker (SRB): www.sdsc.edu/srb/

⁴⁰Integrated Rule-Oriented Data System (iRODS), irods-consortium.org

Kepler provides high usability through a powerful workbench by using the Ptolemy Vergil GUI [Brooks *et al.* 2007] that is used to construct and monitor workflows and to access their provenance archives [Altintas *et al.* 2006; Bowers *et al.* 2007]. The provenance framework provides APIs for collecting assertions and data-dependencies, and for querying the provenance database. They deliver provenance-based fault tolerance such as, the Checkpoint actor, “*exception handling*” that stops a sub-workflow when an error is detected [Crawl and Altintas 2008]. Kepler avoids redundant work by using provenance records during recovery [Bowers *et al.* 2007].

Kepler maintains a searchable repository of actors and workflows to increase their re-use and accelerate workflow development. It has over 350 ready-to-use actors that provide access to the EarthGrid⁴¹ ecological data described using the Ecological Metadata Language⁴². Kepler saves workflows in XML format using Ptolemy’s Modelling Markup Language, which specifies components and parameters. They may be saved in Kepler Archive Format to extend reproducibility as they can then be imported and re-run. Kepler promotes its “*smart-rerun*” mechanism for handling parameter sweeps, where data dependency is used to only execute sub-workflows affected by the parameter changes. These features make Kepler a highly usable and automated WMS.

The Kepler’s provenance work [Cuevas-Vicentín *et al.* 2012] has been extended in the DataONE project⁴³, a world-wide collaboration to provide a cyber-infrastructure for environmental science. The DataONE Scientific Workflows and Provenance Working Group is developing a provenance architecture for WMSs [Missier *et al.* 2012], which includes a provenance data model (D-OPM) and query language for D-OPM. They have “stitched together” traces from Kepler and Taverna workflows [Missier *et al.* 2010].

3.3. Taverna

Taverna⁴⁴ is an open-source, service-based and domain-independent WMS created by the myGrid team⁴⁵, which has focused on supporting the Life Sciences community (biology, chemistry and medical imaging) [Oinn *et al.* 2006]. myGrid provides tools to help e-Science researchers: *a*) Taverna their workflow management tool, *b*) myExperiment⁴⁶ their workflow collaboration facility, *c*) SysMO-DB⁴⁷ their data sharing facility, *d*) Utopia⁴⁸ their protein sequence and structure analysis tools, *e*) BioCatalogue⁴⁹ a curated catalogue of Life Science Web Services, and *f*) BioVeL⁵⁰ a virtual e-laboratory for biodiversity researchers. This sustained collaboration with the life-science community makes Taverna one of the most popular systems for “*in silico*” experiments.

Taverna makes it easy for domain experts to create workflows via the Taverna workbench. They can obtain workflows from a local repository, a remote URL or myExperiment—a virtual research environment for sharing workflows [De Roure *et al.* 2009]. Workflows are dataflow objects serialised as t2flow files. Reusability is achieved

⁴¹ Knowledge Network for Biocomplexity: knb.ecoinformatics.org/

⁴² EML: knb.ecoinformatics.org/software/eml/

⁴³ Data Observation Network for Earth (DataONE): www.dataone.org

⁴⁴ Taverna: www.taverna.org.uk/ [Wolstencroft *et al.* 2013]

⁴⁵ myGrid: www.mygrid.org.uk/

⁴⁶ myExperiment: www.myexperiment.org/

⁴⁷ SysMO-DB: www.sysmo-db.org/

⁴⁸ Utopia: utopia.cs.man.ac.uk/utopia/

⁴⁹ BioCatalogue: www.biocatalogue.org/

⁵⁰ Biodiversity Virtual e-Laboratory www.biovel.eu/

in two ways: *a)* workflows may be reused with different parameters or datasets, and *b)* workflow fragments may be reused when constructing new workflows.

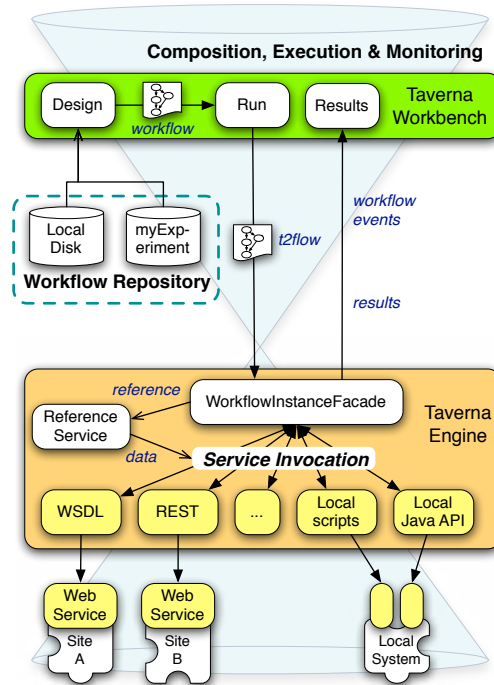


Fig. 5. Taverna architectural diagram.

Taverna's libraries offer over 3,500 services; and users can add and announce new services. The service-discovery mechanism searches public registries (e.g. UDDI⁵¹ and Grimoires⁵²). Services may be specified as URLs or be stored locally [Oinn *et al.* 2007]. Taverna has built-in services for basic operations, e.g. file I/O.

The Taverna workbench submits workflows to a local or remote Taverna Engine, where instances (i.e. WorkflowInstanceFacade) are created to represent the running workflows, as shown in Figure 5. Two differences distinguish Taverna from Pegasus and Swift:

- Taverna workflows connect Web services, coordinate their executions and arrange for data to flow between them; whereas in Pegasus and Swift workflows denote a logically ordered sequence of computing tasks, which are typically performed by submitting jobs, supplying their data and collecting their results;
- Taverna has no centralised enactment engine, the workflow itself performs the enactment (each PE is mapped to an object, which starts its own execution when all of its inputs are ready, and sends its outputs to its successor objects [Missier *et al.* 2010]); Pegasus and Swift organise the staging of input data and results, and dispatch jobs to their execution platforms.

Taverna invokes the relevant services, sending them references to the actual data. The services then use reference services to retrieve the data. Provenance information

⁵¹Universal Description, Discovery, and Integration (UDDI) Standard: uddi.xml.org/uddi-org

⁵²Grimoires: twiki.grimoires.org/bin/view/Grimoires

are captured for two purposes: execution monitoring (i.e. users can view intermediate results) and reproducibility (i.e. they can re-apply a workflow for performance assessment, debugging, or data validation). They do this via the workbench.

Similar to Kepler's actor model, Taverna's plugin model is extensible. Plugins allow Taverna to use more than Web services. For instance, the BioCatalogue plugin supports browsing and use of its life-science services. The UNICORE plugin enables the use of UNICORE⁵³, while the PBS plugin allows submission to PBS queues.

Taverna's workflow language has evolved. In the earlier versions workflows were written in the Simple Conceptual Unified Flow Language (SCUFL), a high-level XML-based language [Oinn *et al.* 2004]. SCUFL is a data-flow language that defines a graph of data interactions between Web services. However, SCUFL does not have a unified way to extend service definitions via plugins, nor support for new features in the Taverna Engine. Thus, it was replaced by t2flows, a serialisable XML format (easy to be shared and transported) in Taverna 2, which is more verbose but allows finer-grained detail. The SCUFL2 language used in Taverna 3⁵⁴ combines the simplicity of SCUFL and expressiveness of t2flows.

Taverna provides a Web-based interface, namely Taverna Player⁵⁵, to allow users to execute existing workflows using a browser. This has eliminated the hassle of downloading and installing local software components [Mathew *et al.* 2014]. Taverna 2 has been integrated with Galaxy, another popular Web-based WMS, in Tavaxy [Abouelhoda *et al.* 2012], which provides a fine-grained integration of Taverna and Galaxy workflows. Both JSON objects of Galaxy workflows and SCUFL/t2flow of Taverna workflows are translated into tSCUFL objects in Tavaxy, to allow design-time integration. Users can now include Taverna workflows as part of their Galaxy workflows.

3.4. Swift

Swift⁵⁶ was initiated by the GriPhyN project to automate the processing of large datasets from high energy physics experiments. From a simple virtual-data language, Swift has matured into a powerful parallel scripting language [Zhao *et al.* 2007] with an extensive runtime system based on CoG Karajan [von Laszewski and Hategan 2005], that efficiently runs large-scale loosely coupled computations on clusters, clouds and Grid resources for different domains, e.g. medical research [Stef-Praun *et al.* 2007], protein structure modelling [Adhikari *et al.* 2012] and climate modelling [Woitaszek *et al.* 2011]. The Swift scripting language, SwiftScript, provides *data-oriented constructs* to specify processing of collections of files by mapping file-system objects into Swift variables with iteration and branching over them. Swift automatically parallelises processing, chooses computing sites, handles staging of input and output files (specified by mappers), and invokes remote execution. It formalises and abstracts applications as functions, with input files as parameters and output files as results.

Figure 6 shows the Swift architecture with a set of services to deliver parallel, distributed, and efficient workflow execution. A SwiftScript can be constructed using any editor; the SwiftScript compiler then produces an abstract computation plan. This is dispatched to execution sites, described in the *site catalogue*, by the execution engine, CoG

⁵³Uniform Interface to Computing Resources: www.unicore.eu/

⁵⁴Taverna is moving to the Apache Incubator taverna.incubator.apache.org

⁵⁵Taverna Player: mygrid.github.io/taverna-player/

⁵⁶Swift: swift-lang.org [Zhao *et al.* 2007]

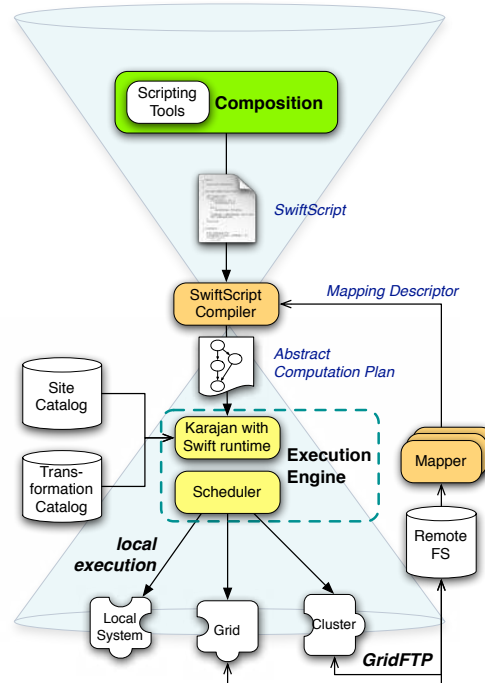


Fig. 6. Swift architectural diagram.

Karajan to obtain remote job execution, file transfer and data management through abstract interfaces called *providers*. A *data provider* supports file transfer and data management via a wide range of protocols, e.g. GridFTP, SCP, FTP and direct copy. An *execution provider* enables the job execution via variety of schedulers, e.g. GRAM, HTCondor, Sun Grid Engine and Portable Batch System. The provider interfaces allow Swift to be easily extended to other DCI environments. Swift supports task execution using a provisioning and dispatching system, e.g. Coasters [Hategan *et al.* 2011] and Falkon [Raicu *et al.* 2007]. Coasters is a node provisioning system for DCI that supports *pilot jobs*⁵⁷ on Grid, cluster and cloud resources.

The Swift execution model is simple: non-collection data elements are single-assignment and the functional formalisation enables implicit parallelisation. The `foreach` construct specifies that the functions applied to the elements defined by its in clause, may be executed in parallel. The evaluation of the Swift script is centralised and may become a scalability bottleneck. Then Turbine [Wozniak *et al.* 2013a], a distributed dataflow engine, can be used as the Swift runtime [Wozniak *et al.* 2013b].

Like Pegasus, Swift use the VDS Kickstart to record provenance. Swift replicates and automatically resubmits failed invocations. It does not provide a workbench for workflow composition, but is used as the backend for Science Gateways [Wu *et al.* 2010] and for Generic Portals for Science Infrastructure [Uram *et al.* 2011]. Swift enables Galaxy to run large-scale workflows on parallel DCI [Maheshwari *et al.* 2013].

⁵⁷Pilot jobs make a series of jobs appear as one job to the host system. They are distributed to remote sites, and signal to a scheduler when they are ready for another job. This avoids repeated queuing and set up.

3.5. KNIME

The KNIME⁵⁸ Desktop is an open-source, workflow-based, data-analysis platform [Berthold *et al.* 2009]. Its GUI is an Eclipse workbench, with panes for: designing workflows, listing workflow components (called nodes), describing nodes, organising workflows and projects, viewing execution error messages, obtaining workflows from servers, and so on. KNIME is used for applications including social media analysis, game analytics, pharmaceutical research, and chemo-informatics [Beisken *et al.* 2013].

A KNIME workflow is created by dragging nodes onto the design pane, and then configuring and connecting these nodes. Configuring a node sets its parameters, such as specifying the file name, path and column delimiters for a file reader node, or the number of clusters and maximum number of iterations for a k-means clustering node. Connections between nodes transfer data (for processing and analyses, or to configure the subsequent nodes), and can transfer models (such as a derived classification tree).

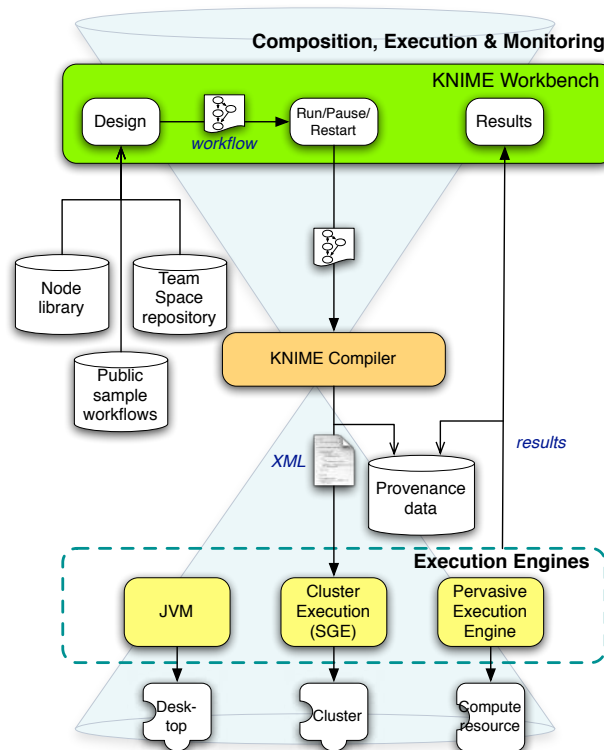


Fig. 7. KNIME architectural diagram.

A workflow can be executed entirely, or up to a selected node. Partial execution of a workflow aids debugging by allowing a user to inspect intermediate data and models, to reset node parameters, and to rerun the workflow or resume its execution from a check-point. A workflow is stored in its project directory, which stores all workflow nodes and their settings (in XML), and any data and models that they produce.

⁵⁸KNIME: www.knime.org [Berthold *et al.* 2009]

The repository provides an extensive library of components with node categories that include: I/O, database, data manipulation, mining, and flow control (i.e. loops, switches and variables). This is supplemented by integration with packages such as R and Weka, and user-community contributions in several application areas including: image processing, bio- and chemo-informatics, and text retrieval. Comprehensive documentation is provided for users developing their own KNIME nodes (by extending specified Java classes and creating an XML file describing the node and its configuration options). The KNIME Desktop also provides access to public workflows for reuse.

The open-source KNIME Desktop provides opportunities for collaboration via the import or export of KNIME workflows. It also supports optimisation of large or compute-intensive workflows inasmuch as the nodes automatically exploit multi-threading and may be set to cache data to disk to improve throughput. These requirements are catered for more effectively in some of the KNIME commercial extensions: KNIME Team Space allows users to work within a shared space, KNIME Cluster Execution enables workflows to be executed on a cluster, while KNIME.com's partnership with Pervasive⁵⁹ has resulted in RushAnalytics for KNIME, giving access to Pervasive's execution engine that uses horizontal, vertical and pipelining parallelism.

3.6. Apache Airavata

Airavata⁶⁰ is an open source campaign developing a WMS that executes applications on a variety of DCI. The architecture is service oriented and uses distributed messaging for workflow composition and orchestration. It includes: XBaya, GFac and Registry-API, and thereby provides a complete workflow solution for *in silico* experiments. Airavata is used in various projects, for which it delivers: *a*) a dynamic workbench to execute workflows on Amazon EC2 for BioVLAB [Yang *et al.* 2010], *b*) computational workflows for SEAGRID/GridChem [Dooley *et al.* 2006], *c*) Web services and workflow orchestration for oreChem [Challa *et al.* 2010], and *d*) parameter optimisation and analysis for ParamChem [Ghosh *et al.* 2011].

XBaya is a workflow suite for Airavata. It consists of a GUI that is used for workflow composition and monitoring. Users create workflows via the XBaya workbench using a drag-and-drop GUI. An abstract DAG that is independent of target platforms is then generated. The resulting workflow can be mapped to various targets, such as: BPEL 2.0 for Apache ODE [Gunarathne *et al.* 2009], SCUFL for Taverna, DAGman for Pegasus, Jython scripts and Java. Users can select the workflow runtime that suits their applications.

XBaya has an interpreter for dynamic and interactive workflow execution. When users launch a workflow, the interpreter starts executing the workflow DAG. As in the case of KNIME, Airavata demonstrates the benefits of an execution model where users can stop and resume the execution of workflow at any time as the interpreter provides fine-grained control. This enables users to reconfigure an active workflow and resume its execution with the update immediately incorporated by the interpreter.

When users have submitted a workflow for execution, they can monitor its progress using the XBaya monitoring component, which provides the state of job submissions to batch queues and the progress of data transfers. This component supports synchronous, when the workflow uses the interpreter, and asynchronous, when

⁵⁹Pervasive: bigdata.pervasive.com

⁶⁰Apache Airavata: airavata.apache.org [Marru *et al.* 2011]

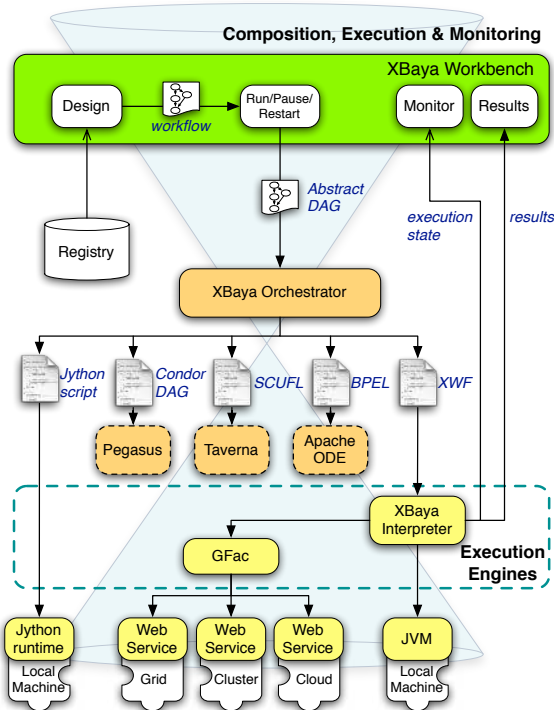


Fig. 8. Airavata architectural diagram.

the workflow has been submitted to a batch queue, monitoring. Airavata uses RabbitMQ⁶¹ [Marru *et al.* 2015] to send WS-Event notifications between XBaya, the workflow interpreter, monitoring and GFac. Visualisations of WS-events let users observe their workflow’s progress – similar to active provenance in [Spinuso *et al.* 2016].

The Generic Application Service, GFac provides a framework to wrap an application in a service interface. GFac can generate SOAP, REST and Java interfaces to applications. Application providers register their applications by providing definitions of inputs, outputs, work-space directories and remote access mechanisms. Once applications are registered, GFac constructs requests to computational resources to host specific operations with support for file staging and security.

Airavata has a thick-client API to achieve portability across infrastructures. The registry API can be reused by XBaya and GFac to store and retrieve data. This provides a unified API that can be layered on top of various content repositories. In addition, the API is used to catalogue workflow inputs and outputs.

Using their browser, users can experiment with workflows and retrieve their output using the Science gateway⁶². This eliminates the complexities of installing Airavata software, but assumes sufficient computational resources behind the gateway. Application developers register workflows. Users initiate runs by supplying data and parameters to those workflows.

⁶¹RabbitMQ: www.rabbitmq.com

⁶²Apache Airavata Web gateway: testdrive.airavata.org/

3.7. Meandre

Meandre⁶³ is a semantically-enabled, Web-driven, data-intensive, flow execution environment developed under the Software Environment for the Advancement of Scholarly Research⁶⁴ project, which created a virtual research environment for humanities scholars to exploit the rich digital data becoming available in their disciplines, and to share their data and research. The design principles of Meandre aim for a robust and scalable system for data-intensive research, scaled from a single laptop to a high-performance cluster, with collaboration encouraged by sharing components [Llorà *et al.* 2008]. Web-scale music analysis using NEMA⁶⁵ used Meandre to run genre classification workflows on the NCSA⁶⁶ supercomputing facility [De Roure *et al.* 2011].

Among the WMSs in this section, Meandre is the only one using a data-streaming model. It has two types of *component* connected to form a *flow*—a workflow in our context: *a) Executable components* that perform computational tasks without human interactions, and are executed according to their predefined firing policy; and *b) Control components* that permit user-interaction via an HTML form or an Applet.

Meandre’s approach to fostering sharing and increasing reusability of components and flows uses semantic-Web RDF metadata to cross application domain, enterprise and community boundaries. Metadata for components and flows have the form: name, description, tags, and right. Executable components have additional metadata describing behaviour and location, e.g. firing policy, runnable, format and resource_location. Flow components have additional metadata describing connections e.g. component instances, connectors, connector instance source and connector instance target. The RDF metadata are interpreted by the execution engine to find and initialise components, to determine the form of connection between them and when to execute them.

Meandre has three parts [Ács *et al.* 2010]: *a)* tools for creating components and flows, the Meandre workbench and an Eclipse⁶⁷ plugin, *b)* a high-level workflow language. ZigZag, and *c)* a semantically described service-oriented execution environment. The Meandre workbench offers discovery, creation and execution of flows by dragging and dropping components from the repository panel, and linking them by clicking on their ports. A declarative language, ZigZag, defines flows as directed graphs.

Meandre has a compiler to convert ZigZag flows into self-contained tasks, called Meandre Archive Units, as files with a .mau extension containing metadata describing the components and flows, and their implementation. Their heterogeneity and scalability are hidden from users. The mau file can be executed by the Meandre execution engine on a laptop or as a batch job on a Grid environment via SGE. These files can be shared via myExperiment [De Roure *et al.* 2010]. A significant achievement is automatic parallelisation, i.e. the [+AUTO] tag tells the compiler it may parallelise an instance, or users can specify parallel instantiation, e.g. [+4] creates four instances.

Meandre offers a simple and flexible environment for data flow; its server has a metadata store, user-interaction services and an execution engine. Scalability is achieved by the server being instantiated on demand, i.e. run as a single server locally or as multiple servers on a cluster (as shown in Figure 9). The Meandre server can be managed through a Web GUI, where users can browse and manage their shared components and

⁶³Meandre: seasr.org/meandre/ [Llorà *et al.* 2008]

⁶⁴Software Environment for the Advancement of Scholarly Research (SEASR): seasr.org/

⁶⁵Networked Environment for Music Analysis: www.music-ir.org/?q=nema/overview

⁶⁶NCSA: www.ncsa.illinois.edu/

⁶⁷Eclipse: www.eclipse.org/

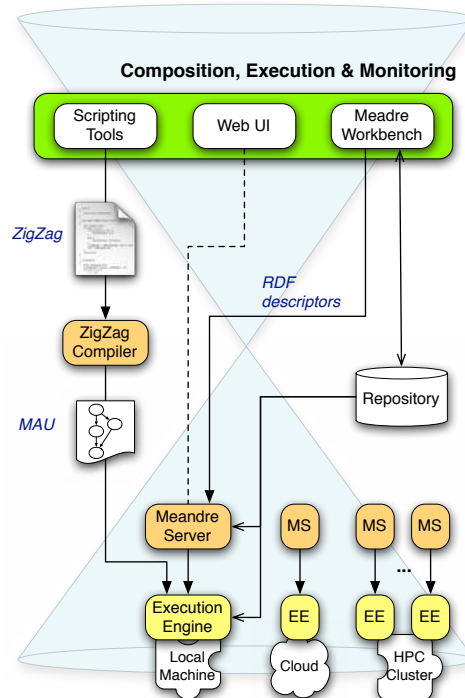


Fig. 9. Meandre architectural diagram.

flows, and run and monitor flows. The engine initiates a thread for each component, and executes them based on their firing policy; recovering resources after termination.

3.8. Summary

We revisit the architectural characterisations from Section 2.2, summarised in Table I.

Table I. Characterising the workflow management systems.

	Pegasus	Kepler	Taverna	Swift	KNIME	Airavata	Meandre
processing element	executable program	executable program & Web service	executable program & Web service	executable program	executable program	executable program & Web service	executable programs
system architecture	orchestrate	orchestrate	orchestrate	orchestrate	orchestrate	orchestrate	orchestrate
optimisation stage	build-time	none	none	run-time	run-time	none	run-time
user interface	textual	graphical	both	textual	graphical	both	both
data processing model	bulk data	bulk data & stream data	bulk data & stream data	bulk data & stream data	bulk data	bulk data & stream data	stream data

Pegasus and Swift have similarities because they evolved from the GriPhyN VDS project; their processing elements are executable programs. They have a logical-

workflow layer that encodes data flow between and temporal ordering of their processing elements. They use catalogues to map logical names to physical files and programs. Both handle large workflows; examples involving more than a million tasks have been reported. Pegasus has the *bulk data* processing model (Sect. 2.2) with work underway to support the data-stream model. Swift uses pipeline execution to improve efficiency [Zhao *et al.* 2007].

Kepler, Taverna and Airavata originated separately with different communities (i.e. ecology, life sciences and meteorology), but they had the same *raison d'être*: to facilitate scientific experiments using Web services and data integration across organisational and geographical boundaries. They all provide an easy-to-use workbench to enable scientists to design and run their workflows, and support program execution on local machines and web services. Kepler uses pipeline execution [McPhillips and Bowers 2005] and has run streaming workflows on cloud platforms [Dou *et al.* 2011; Zinn *et al.* 2011; Kohler *et al.* 2012]. Taverna uses pipelined streaming to reduce workflow execution times [Missier *et al.* 2010]. Their data granularity differs however: Taverna performs a coarse-grained pipelining by allocating a thread for each input item, while Kepler supports pipelining of nested collections [McPhillips and Bowers 2005]. Neither performs fine-grained data streaming.

KNIME commercial extension, i.e. Cluster Execution support bulk data processing on a cluster. Both Airavata and KNIME provide fine-grained control over the workflow execution where users can stop, update workflow activity and resume the execution. Meandre uses Web-oriented, data-driven concepts with a streaming-data model. Its components are executable programs that process a stream of data. Data-analysis experts develop components and publish them in a repository. The workbench is used to build a workflow as a graph of these components.

All seven systems coordinate using orchestration, with a controller overseeing potentially distributed execution. They use a bottom-up approach for workflow construction, where their visual tools or workflow language are used to compose a graph of processing elements, most of which have been previously defined by experts. The level of abstraction in the workflow language varies significantly.

Pegasus does not have a user-oriented workflow language. Its DAX format describes the directed graph that forms the workflow. It is translated to an abstract workflow using two catalogues. DAX requires too much technical information for scientists and changes in the platform require modification of the DAX. In contrast, Swift's scripting language has better abstraction delivered by the SwiftScript compiler and mapper. Its compilation into parallel execution programs is transparent to its users. The mapper reduces explicit data management for large-scale analyses of distributed and heterogeneous data. Most scientists find that abstraction and automation improve their productivity. However, in some cases, e.g., for the gravity-wave detection, they require to inspect every detail to verify the precise validity of the encoding.

Kepler and Taverna have their own workflow languages, i.e. MoML and SCUFL. MoML describes workflows rather than abstracting over them. However, Kepler has its own mechanism to hide the complexity and diversity. Its actor/director model is extensible and allows data-intensive engineers to encode powerful patterns. For instance, Kepler has been extended with a tagged data-flow architecture [Abramson *et al.* 2008].

Users compose workflows in Airavata by building an abstract DAG, which is independent of target technologies. The composed workflow can be mapped to multiple targets, e.g., BPEL, SCUFL, DAGman, Jython and Java. Using XBaya interpreter or GFac, the workflow can be executed locally or remotely using different execution engines.

The last characteristic relates to workflow optimisation. Kepler, Taverna and Airavata depend on manual optimisation, helped by their good provenance and monitoring systems, which provide crucial data for optimisation experts. Swift has implicit parallelisation and pipeline execution delivered by run-time optimisation. KNIME performs run-time optimisation that uses multi-threading. Meandre has automatic parallelisation that multiply instantiates components tagged in the ZigZag script. At build-time Pegasus refines execution plans by: *a*) workflow reduction (reusing available intermediate data products and removing the corresponding tasks), *b*) task clustering (reducing scheduling overhead by submitting groups of small tasks as a composite task) [Chen *et al.* 2014], and *c*) data cleanup (removing data that are no longer needed to release resources sooner) [Srinivasan *et al.* 2014].

Exploiting today's wealth of data exposes further issues, which trigger research and lead to new workflow execution strategies on sophisticated data-intensive platforms. Those platforms deliver reliable and high-throughput enactment, as they handle scalability, recovery after partial failures and optimised mappings to the rapidly evolving commercial systems. This delegates much of the responsibility for the lower half of the hour glass to others and amortises its R&D, and operation to a much wider community. The main focus for workflow research, described in the next Section, then becomes improvements in the characteristics of the upper part of the hour glass, e.g., accommodating greater scale and diversity, delivering better tooling to more practitioner roles, and developing improved mappings to the rapidly evolving data-intensive platforms.

4. SCIENTIFIC WORKFLOW DIVERSITY, SCOPE AND FLEXIBILITY

In virtually every research domain the quantity and diversity of data is growing rapidly because the capacity of storage is increasing [Walter 2005], digital communication is pervasive and increases in capacity [Zhao *et al.* 2011] and the sensitivity, speed, diversity and deployed numbers of digital data-collection devices exhibit a compound growth. This is combined with a growing drive to share data [Interagency Working Group on Digital Data 2009; EU Parliament 2007], enabled by many organisations' standardisation efforts, e.g. W3C, OGC, FDSN⁶⁸ IVOA and RDA, and a growing need to combine data across discipline boundaries to address today's societal challenges⁶⁹. This growth in scale and complexity makes automation of scientific methods essential. More and more sciences and researchers will choose workflows to automate and formalise their scientific methods. The benefits include: *a*) increased productivity and lower error rates as tedious chores are automated, *b*) improved scientific methods as many different specialists pool advances to their parts of a method, and *c*) achievement of new goals by combining computational power with the increased wealth of data. We review two questions. *a*) Why are scientific workflow systems unable to supported this increased use? *b*) What research will be needed to make them ready?

4.1. Boundaries limit growth

Each community develops its own culture – a body of knowledge, established methods, practices and ethics – shaped for its own research goals and professional practices. It is promulgated to new practitioners through education and induction. It takes effort and leadership for this to incorporate the technological advances and growing data wealth. Inevitably, differences develop, but the foundations of cognate subjects and common

⁶⁸W3C: www.w3.org; OGC: www.opengeospatial.org and International FDSN: www.fdsn.org

⁶⁹Societal challenges ec.europa.eu/programmes/horizon2020/en/h2020-section/societal-challenges

factors in the technical environments and working practices provide overlaps that can lead to successful interdisciplinary collaboration, particularly in long-running research campaigns. A crucial form of such interdisciplinary collaboration is synergy between three groups of expert: *a) domain experts* who identify the key goals and bring scientific insights, *b) data scientists*: mathematicians, statisticians and algorithmic experts who formulate steps, simulation of models and extraction of evidence, and *c) data-intensive experts* who develop improved ways of mapping methods onto computing infrastructure exploiting technical advances and changes in the forms of provision [Atkinson and Parsons 2013]. Workflow systems provide a framework for this key relationship, but they need to ensure that: *a)* each group of experts can work effectively, i.e., the higher levels of abstraction in WMS must meet the needs of the other experts, and *b)* the representations available facilitate communication across these key boundaries.

Sub-disciplines, organisations and communities often commit to different workflow systems, e.g., those in Sect. 3, for many reasons. They develop significant intellectual, cultural and financial investment in their chosen system, as can be judged by the numbers of components and workflows in their repositories – see Sect. 3.3. This may build substantial momentum and form identities that have significant value to each community. But it inhibits collaboration, as each technology separates its adherents from similar researchers using a different technology. They use a different language to express their scientific methods, draw on different libraries of components, and depend on different enactment systems. When this happens within a discipline, it means multiple implementations of the key workflows, sub-workflows and components. This may be beneficial competition, but more often, it means effort is wasted, the results are not as easily compared and improvements created in one technological island do not propagate to the others. Even widely different research domains need very similar workflow fragments, e.g. many require a mechanism to enable a researcher to identify a collection of results as valuable, to send them for curation with the issue of a persistent identifier (PID), and permanent links to metadata. The organisation of such a common subtasks can be shared by many disciplines, as in the EUDAT⁷⁰ project.

There are already several research campaigns underway to reduce the isolating effect of these technological islands. Some of these are bridges between pairs of workflow systems; examples were given in Sect. 3. Here we review a sample of more generic approaches. For the upper hour glass, the myExperiment project initiated pooling of workflow repositories across multiple workflow systems [De Roure *et al.* 2009] enabling workflow developers to search for useful input from any of the participating technological communities. Extended research objects were used to bundle background material with workflow fragments to increase appropriate reuse and share insights. The Wf4Ever project⁷¹ further developed this approach and extended the workflow representation to prolongue workflow re-use [Belhajjame *et al.* 2015]. For the lower hour-glass, the project ER-flow⁷² enabled the composition of workflows encoded for different systems into a larger “meta-workflow”, hiding much of the necessary housekeeping and interfacing from its users [Kacsuk *et al.* 2014; Terstyánszky *et al.* 2014] – it accommodates 15 WMSs, and maps them to multiple DCIs [Kozlovsky *et al.* 2014]. However, it leaves the users working with the concepts, terms and notations of each WMS. To address these conceptual difficulties, Gesing *et al.* propose integration in the upper hour glass as a meta-workflow composition framework [Gesing *et al.* 2014].

⁷⁰EUDAT: www.eudat.eu/

⁷¹Wf4Ever: www.wf4ever-project.org/

⁷²ER-flow: www.erflow.eu/

4.2. Empowering scientists

Although a great deal of work is routine – using established methods – scientists also need to explore new ways of using data and simulations, to improve existing methods and to develop understanding of what may be becoming possible. The routine work is well supported by workflows that are packaged via portals in tailored science gateways [Kacsuk 2014]⁷³. Here experts can invest time in formulating and hand-optimising the relevant workflows and in coupling them to the portal as this effort is amortised over many repeated uses of a stable method. There remains four problems: *a*) as the encoded scientific method is hidden, and often includes many technical details, it is no longer reviewed by the scientists, *b*) as scientist do not engage directly in the formalisation and automation, they do not develop intuitions about what may be becoming possible, *c*) as the optimisations are tuned to contemporary technology the encoding tends to become obsolescent, and *d*) as the number and scope of automated scientific methods increases the shortage of relevant experts to package methods in a science gateway delays advances. The problems with reviewing and understanding these encapsulated workflows are ameliorated by provenance systems that allow their end-users to examine the background to results and trees of derivatives and to request replays [Kim *et al.* 2008; Cuevas-Vicentín *et al.* 2012; Santana-Perez *et al.* 2016; Spinuso *et al.* 2016]. The extension of reusability draws on formalisations mentioned above [Belhajjame *et al.* 2015]. Replay is facilitated by bundles that pack input data and parameters with the workflow activation request [Rogers *et al.* 2013], but bundling data and keeping copies becomes infeasible as volumes increase and when continuous streams are handled.

To overcome the distancing from workflows, due to gateway packaging and reformulation by experts, it is necessary to keep innovative domain experts engaged with all phases of workflow refinement. Production experience stimulates revision of scientific methods. For most practitioners and for most of the time for innovators, the productivity benefits win over direct engagement. When innovation and quality checks are needed, it is best if domain experts still have a comprehensible and accurate view of the workflow, so that they can explore potential improvements, conducting *in silico* experiments in a good emulation of the production, up to reasonable scales, depending on automated mappings and optimisations. This is complementary to the input of workflow and DCI experts, who take over the revised workflow and tune it for production before deploying it in a re-packaged form. This duality of viewpoints, corresponds to the upper and lower hour glass, and requires: *a*) A suitable representation for domain experts to work with that is not obscured by too much detail. *b*) Automated handling for exploratory and one-off work with the semantics matching that of production exactly for local tests and medium-scale experiments. *c*) A means for the other experts to apply their expertise, which will include technical and mathematical detail. *d*) Extraction of the domain view whenever required. *e*) Re-use of as much of the expert annotation as possible when revised workflows move into production. The overall effect should be fluent interchange between domain-led method refinement and production running. However well-developed automated planners, mappers and optimisers become, there will remain extremely demanding data-driven science methods where expert statistical, algorithmic or engineering refinements will be necessary. Research into WMS engineering should reduce the *proportion* of times that this is necessary, but the growth in data and data-driven science will mean the absolute demand will increase. Thus good tooling for these experts is also an imperative; demand will outgrow their capacity unless their productivity is also improved.

⁷³<http://sciencegateways.org/> with relevant publications at <http://iwsg-life.org/site/iwsglife/publications>

The Wings composition system for Pegasus, SwiftScript and Meandre's ZigZag (see Sect. 3.1, Sect. 3.4 & Sect. 3.7) provide conceptual models during workflow composition, but the reverse mappings, e.g. for diagnostics, are not supported. The Dispel language focuses on this conceptual level [Martin and Yaikhom 2013] and [Atkinson 2013] reports its focus on the logic of data-intensive methods. Meandre (see Sect. 3.7) aspires to deliver continuity from a method on a laptop to its enactment on a powerful DCI. Virtually all of the workflow systems provide an effective workbench for initial development, KNIME (Sect. 3.5) and Galaxy [Blankenberg *et al.* 2010] are particularly successful at delivering comprehensible representations. These representations are typically graphical, but that does not always match the scientists' preferences. For example, the seismologists, like many scientists, prefer to work in the productive environment of tools and libraries provided by Python [Koepke 2014]. As a consequence it was necessary to wrap the Dispel conceptual model as a Python library, `dispel4py` [Filguiera *et al.* 2016], that behind the scenes maps automatically to multiple DCIs to provide the required continuity between development and production. This context illustrates an additional boundary-crossing challenge; the data used for research is collected by long-running observational networks that include aspects of the data preparation – the same is true of astronomical sky surveys and many other shared research infrastructures. The innovative researchers may want to revisit these early stages or may want to propose improvements to them. However, in many of today's research infrastructures the use of different technologies for data capture and for data-driven research inhibits quick explorations. Service roles, such as hazard monitoring in seismology, introduce further impediments to change [Ringler *et al.* 2015]. In summary, we see good though diverse support for initial creation, in the upper hour glass with often sophisticated mapping to the lower hour glass, but subsequent workflow lifecycle stages and reverse mappings remain a research goal.

4.3. Towards a consistent context for data-intensive research

Every aspect of scientific workflow systems will be subject to improvement, and we note below some directions in which they will advance. However, we consider first responses to two pervasive pressures: *a*) increasing data-intensity partially driven by Kryder's law [Walter 2005] and new technologies, e.g., 3D Xpoint, and *b*) increasing complexity from composing improvements and from workflow systems interworking.

The growing volumes of scientific data, the increased focus on data science and the inexorable march of Kryder's law, combine to overload the capacity of disk I/O – or more generally the bandwidth between RAM and external devices. This will drive increased adoption of data-streaming between workflow stages, as these avoid a write out to disk followed by reading in, or double that traffic if files have to be moved. As long as stages can process a succession of data units and stream data units to subsequent stages, the code in the stages can remain resident, and the coupling can use in-RAM, local or inter-site communication mechanisms⁷⁴. As with disk mediated communication, moving data reduction as early as logically possible and employing lossless compression has benefits [Filgueira *et al.* 2014]. This approach mirrors shared-nothing and distributed query processing [Buil-Aranda *et al.* 2013] developed and refined in the database context [Stonebraker *et al.* 2013]. It is latent in the auto-iteration of Taverna and has been developed for Kepler [Kohler *et al.* 2012]. It is the model used by Meandre [Ács *et al.* 2010], and motivated the design of Dispel [Atkinson 2013]. It is the underpinning enactment model of `dispel4py` [Filguiera *et al.* 2016] and Bobolang [Falt

⁷⁴Of course, capture of intermediary streams is needed for diagnostics during experiments and development.

et al. 2014]. As well as improving performance, this approach offers two extra benefits: *a*) those working with live observations of time-dependent behaviour, e.g., observing the dynamics of natural phenomena or monitoring engineering or human systems, can use data-streaming workflows with the live data, and use exactly the same workflows with archived observations; and *b*) as the inter-stage connection cost has been made small, it is feasible to include very simple stages—“*fine-grained composition*”. Of course, large subsystems and services are also used in scientific methods encoded this way, e.g. Python objects in `dispel4py`, can wrap and interface with legacy code.

Workflow systems grow in complexity as extensions are added to accommodate more target DCI, to handle more aspects of optimisation, to automate frequently occurring actions and to provide appropriate work environments for all three categories of expert contributing to data-intensive methods [Atkinson and Parsons 2013]. This growing complexity slows the rate at which these systems can respond to scientists’ needs and exploit new opportunities. A two-pronged strategy is needed: *a*) partitioning the system into manageable parts, and *b*) developing a formal framework to ensure parts and enhancements are consistent and work well together. The systems reported above have various partitioning strategies. Kepler uses an actor framework to partition parts and has a separate set of directors for orchestration. Pegasus uses three major partitions; the Wings framework for high-level composition, the planner and target-independent optimisers, and then the dynamic optimisation during enactment delivered by DAGman and HTCondor. The WS-PGRADE/gUSE system has the partitions Data-avenue [Hajnal *et al.* 2014] and DCI-Bridge [Kozlovsky *et al.* 2014] to handle interfacing with data storage systems and with DCI respectively. Independent repository management provides another partition; e.g. `myExperiment` and `Wf4Ever` (see above), or the WS-PGRADE/gUSE repository [Terstyánszky *et al.* 2014]. As workflow providers deploy more optimisations, as the paths between lightweight development and production environments are made smooth, and as interworking between workflow systems become more prevalent, these partitions will need to be kept small, with tightly defined consistent APIs. Agreeing such an architectural structure is a research priority.

An envisaged future environment of services meeting the needs of scientists is shown in Figure 10. There are four major groups of subsystems: *a*) the mobile-device and Web-enabled user-interaction will deploy the latest Web-enabled GUIs as a *Dashboard* and host a wide range of tools, that can be tailored to the requirements of communities, groups and individuals – this will handle interaction locally and depend on a wide range of underlying microservices; *b*) the *knowledge base* accumulates workflows, workflow components, information about sessions, users, enactments and community relationships, provenance records and derivatives of these collected data, such as fragments that are often re-used [Garijo 2015] – it supports interaction, including relaunching sessions, it supports security and controls, it provides information for optimisers and provides a basis for recommendations – it will integrate data from multiple application domains, communities and technologies, interfacing with existing repositories and credential services; *c*) the *enactment service* supports immediate execution for development, and sophisticated choice of DCI targets with optimised mappings and dynamic optimisation during execution for production; and *d*) the *diverse DCI resources* that are provided via many organisations, academic and commercial, and are shaped by many other requirements beyond scientific research and workflow enactment. There are many fronts on which scientific workflow systems will advance, and the capabilities they deliver to researchers will depend on combined advances.

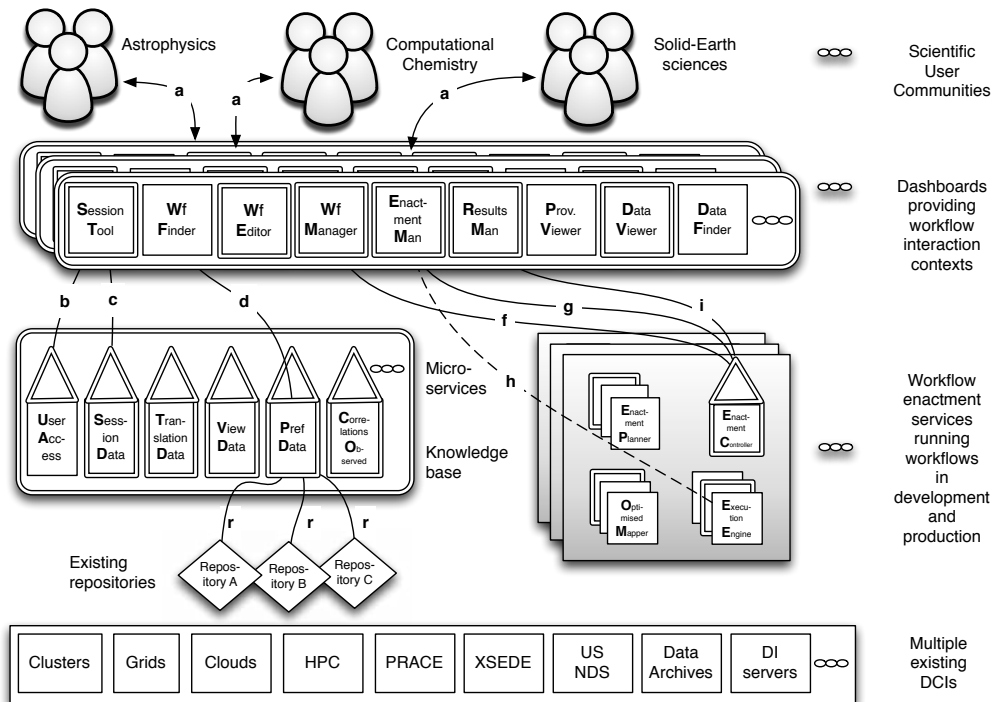


Fig. 10. Future partitioned and coupled workflow systems.

5. CONCLUSIONS

Scientific communities have increasingly adopted workflow technologies to automate scientific methods. The emergence of data-driven science as the fourth paradigm has posed a new data challenge for scientific workflows, compounded by the increasing complexity and diversity of both applications and computing platforms.

In this paper, we have proposed a taxonomy of WMSs that covers some aspects that have been overlooked in the related studies. Based on these architectural characterisations, we have reviewed seven prevalent WMSs that are widely adopted by research communities. These WMSs focused on different research communities with their specialist domains, e.g. life-sciences, geosciences, high-energy physics, astronomy and humanities, and slowly emerged into cross-disciplinary workflow infrastructures over the years. We took a bottom-up approach to analysing these WMSs and presented a detailed architectural comparison that exposes their commonalities and diversity.

Section 4 identified a growing need for workflow systems that can be used directly by scientists to automate and formalise research methods. This will increase the pressure on workflow-system research to make substantial advances in usability, interoperability, performance and stability. It is crucial to reduce barriers associated with different modes of use and different technologies; this includes better access to distributed computing infrastructures, particularly those adapted to data-intensive requirements. Facilitating scientists experimenting with their own workflows will empower them to innovate and to exploit the growing data wealth to the full. The need for experts improving automated planning, mapping and optimisation and applying their own hand-crafted tuning in the cases where it is needed will continue. That will require improv-

ing the experts' productivity by equipping them with better tools and by automatically re-using their improvements.

There are deep technical challenges. A central one is the long-term growth of data storage and data acquisition outgrowing Moore's law by substantial factors. The interworking of WMS will need to incorporate the advances in scientific database technologies and data-intensive middleware platforms. The extended data-intensive WMSs will need to be made accessible and comprehensible from Web-enabled dynamic workplaces. This requires substantial advances in the conceptual and formal models describing the whole data-intensive infrastructure and the workflow languages that exploit it.

The emergent architecture for WMSs should support coalitions of the user communities associated with different WMS as today's wealth of data and pressing societal challenges will require pooling intelligence and combining the best ideas and methods from many disciplines. The breadth of viewpoints and range of data and method ownership models will grow, for example, consider the food shortage challenge. Agricultural researchers need to combine all of the 'omic data from genomics to proteomics for every crop, animal, pest and pathogen with data at many scales concerning soil type, aspect, climate and climate change, anthropogenic affects, farm management and agro-pharma developments and to create models to predict environmental effects, vulnerabilities and yields, at scales from individual plots to global [Rawlings 2014].

The power of data science drawing on today's growing wealth of data will only be realised if the WMS research rises to the challenge. Some of the issues to be faced have emerged in this review. A campaign is called for that builds both the theory and practice, that draws on all the intellectual and engineering powers of the many workflow experts, both in industry and academia, and that yields new families of mutually supporting, flexible, scalable, multi-application, multi-community, multi-purpose and sustainable workflow management systems with greatly increased power, platform independence and dramatically improved usability. They will need to be well-integrated with data-curation and all aspects of data sharing [Sansone *et al.* 2012]. We need a "moon-shot" culture where every effort and skill of the wider research community that will be needed to reach this goal is focused on achieving it; the problems encountered will need ingenious collaboration across discipline, organisational, technical, theoretical and architectural boundaries.

ACKNOWLEDGMENTS

We thank James Cheney, University of Edinburgh (UoE) and Alessandro Spinuso of KNMI for alerting us to work on provenance and its standardisation, Murray Cole, UoE for encouraging our architectural comparison of WMSs, Rosa Filgueira, UoE and Oscar Corcho, Universidad Politécnica de Madrid for their suggestions. We thank our reviewers for giving valuable insights. We particularly thank Paul Watson of Newcastle University for suggesting this paper. Our work is supported by the Ministry of Education Malaysia (UMRG RP001F-13ICT and CG009-2013), the e-Science Core Programme Senior Research Fellow programme (UK EPSRC EP/D079829/1), and the EU projects: ADMIRE, VERCE and ENVRplus (FP7 ICT 215024, FP7 RI 283543 and H2020 654182).

REFERENCES

- B. P. Abbott *et al.* 2016. Observation of Gravitational Waves from a Binary Black Hole Merger. *Phys. Rev. Lett.* 116 (Feb 2016), 061102. Issue 6. 10.1103/PhysRevLett.116.061102
- Mohamed Abouelhoda *et al.* 2012. Tavaxy: Integrating Taverna and Galaxy workflows with cloud computing support. *BMC Bioinformatics* 13, 1 (2012), 77. 10.1186/1471-2105-13-77

- David Abramson *et al.* 2008. Nimrod/K: towards massively parallel dynamic grid workflows. In *Proc. SC '08*. IEEE Press, Piscataway, NJ, USA, Article 24, 11 pages. 10.1109/SC.2008.5215726
- Bernie Ács *et al.* 2010. A general approach to data-intensive computing using the Meandre component-based framework. In *Proc. WANDS '10*. ACM, Article 8, 12 pages. 10.1145/1833398.1833406
- Aashish N. Adhikari *et al.* 2012. Modeling large regions in proteins: applications to loops, termini, and folding. *Protein Science* 21, 1 (January 2012), 107–121. 10.1002/pro.767
- Chris Allan *et al.* 2012. OMERO: flexible, model-driven data management for experimental biology. *Nature Methods* 9, 3 (March 2012), 245–253. 10.1038/nmeth.1896
- Ilkay Altintas *et al.* 2006. Provenance collection support in the Kepler scientific workflow system. In *Provenance and Annotation of Data*. LNCS, Vol. 4145. 118–132. 10.1007/11890850_14
- Michael Armbrust *et al.* 2010. A view of cloud computing. *Commun. ACM* 53, 4 (April 2010), 50–58. Issue 4. 10.1145/1721654.1721672
- Malcolm Atkinson *et al.* 2015. VERCE delivers a productive e-Science environment for seismology research. In *Proc. IEEE eScience 2015*.
- Malcolm Atkinson *et al.* 2013. The Digital-Data Challenge. See Atkinson *et al.* [2013], Chapter 1, 5–13. 10.1002/9781118540343.ch1
- Malcolm P. Atkinson. 2013. Data-Intensive thinking with Dispel. See Atkinson *et al.* [2013], 61–122.
- Malcolm P. Atkinson *et al.* 2013. *The DATA Bonanza – Improving Knowledge Discovery for Science, Engineering and Business*. John Wiley & Sons, Inc.
- Brian Babcock *et al.* 2002. Models and issues in data stream systems. In *Proc. 21 ACM SIGMOD-SIGACT-SIGART PODS '02*. ACM, New York, NY, USA, 1–16. 10.1145/543613.543615
- Roger Barga *et al.* 2008. The Trident Scientific Workflow Workbench. In *Proc. IEEE e-Science '08*. IEEE Computer Society, Los Alamitos, CA, USA, 317–318. 10.1109/eScience.2008.126
- Adam Barker *et al.* 2009. Choreographing Web Services. *IEEE Trans. on Services Computing* 2, 2 (April-June 2009), 152–166. 10.1109/TSC.2009.8
- Adam Barker *et al.* 2008. Orchestrating Data-Centric Workflows. In *Proc. IEEE/ACM CCGRID '08*. IEEE Computer Society, 210–217. 10.1109/CCGRID.2008.50
- Jörg Becker *et al.* 2002. Workflow Application Architectures: Classification and Characteristics of Workflow-based Information Systems. In *Workflow Handbook 2002*, Layna Fischer (Ed.). 39–50.
- Stephan Beisken *et al.* 2013. KNIME-CDK: Workflow-driven cheminformatics. *BMC Bioinformatics* 14, 1 (2013), 257. 10.1186/1471-2105-14-257
- Khalid Belhajjame *et al.* in press 2015. A Suite of Ontologies for Preserving Workflow-Centric Research Objects. *J. Web Semantics* (in press 2015).
- G. Bruce Berriman *et al.* 2010. The application of cloud computing to the creation of image mosaics and management of their provenance. In *Software and Cyberinfrastructure for Astronomy*, Nicole M. Radziwill and Alan Bridger (Eds.), Vol. 7740. SPIE, 77401F. 10.1117/12.856486
- Michael R. Berthold *et al.* 2009. KNIME - The Konstanz Information Miner. *SIGKDD Explorations* 11 (November 2009), 26–31. Issue 1. 10.1145/1656274.1656280
- Shishir Bharathi *et al.* 2008. Characterization of scientific workflows. In *Proc. WORKS '08*. IEEE Computer Society, 1–10. 10.1109/WORKS.2008.4723958
- Daniel Blankenberg *et al.* 2010. *Galaxy: A Web-Based Genome Analysis Tool for Experimentalists*. John Wiley & Sons, Inc. 10.1002/0471142727.mb1910s89
- Peter A. Boncz *et al.* 2008. Breaking the memory wall in MonetDB. *Commun. ACM* 51, 12 (December 2008), 77–85. 10.1145/1409360.1409380
- Shawn Bowers *et al.* 2005. Actor-Oriented Design of Scientific Workflows. In *Conceptual Modeling – ER 2005*. LNCS, Vol. 3716. 369–384. 10.1007/11568322_24
- Shawn Bowers *et al.* 2007. Project Histories: Managing Data Provenance Across Collection-Oriented Scientific Workflow Runs. In *Data Integration in the Life Sciences*. LNCS, Vol. 4544. 122–138. 10.1007/978-3-540-73255-6_12
- P. Chris Broekema *et al.* 2012. ExaScale High Performance Computing in the Square Kilometer Array. In *Proc. Astro-HPC '12*. ACM, New York, NY, USA, 9–16. 10.1145/2286976.2286982
- Christopher Brooks *et al.* 2007. *Heterogeneous Concurrent Modeling and Design in Java (Volume 1: Introduction to Ptolemy II)*. Technical Report UCB/EECS-2007-7. EECS Department, University of California, Berkeley. <http://www.eecs.berkeley.edu/Pubs/TechRpts/2007/EECS-2007-7.html>
- Erik Brynjolfsson *et al.* 2010. Cloud computing and electricity: beyond the utility model. *Commun. ACM* 53, 5 (May 2010), 32–34. Issue 5. 10.1145/1735223.1735234

- Tamás Budavári *et al.* 2013. SkyQuery: Federating Astronomy Archives. *Computing in Science & Engineering* 15, 3 (2013), 12–20. 10.1109/MCSE.2013.41
- Carlos Buil-Aranda *et al.* 2013. Federating queries in {SPARQL} 1.1: Syntax, semantics and evaluation. *Web Semantics: Science, Services and Agents on the World Wide Web* 18, 1 (2013), 1 – 17. 10.1016/j.websem.2012.10.001 Special Section on the Semantic and Social Web.
- J. Cała *et al.* 2016. Scalable and efficient whole-exome data processing using workflows on the cloud. *Future Gener. Comput. Syst.* In Press, Corrected Proof (2016). 10.1016/j.future.2016.01.001
- Scott Callaghan *et al.* 2010. Scaling up workflow-based applications. *J. Comput. System Sci.* 76, 6 (2010), 428–446. 10.1016/j.jcss.2009.11.005
- Steven P. Callahan *et al.* 2006. Managing the Evolution of Dataflows with VisTrails. In *Proc. ICDEW '06*. IEEE Computer Society, Washington, DC, USA, 71. 10.1109/ICDEW.2006.75
- S. K. Challa *et al.* 2010. Integrating chemistry scholarship with web architectures, grid computing and semantic web. In *Proc. GCE '10*. 1–8. 10.1109/GCE.2010.5676123
- Matthew Chalmers. 2014. Large Hadron Collider: The big reboot. *Nature* 514 (2014), 158–160.
- Jinjun Chen *et al.* 2008. A taxonomy of grid workflow verification and validation. *Concurrency and Computation: Practice and Experience* 20, 4 (March 2008), 347–360. 10.1002/cpe.1220
- Weiwei Chen *et al.* 2014. Using imbalance metrics to optimize task clustering in scientific workflow executions. *Future Gener. Comput. Syst.* 0 (2014), –. 10.1016/j.future.2014.09.014
- Weiwei Chen *et al.* 2011. Workflow overhead analysis and optimizations. In *Proc. WORKS '11*. ACM, New York, NY, USA, 11–20. 10.1145/2110497.2110500
- Daniel Crawl *et al.* 2008. A Provenance-Based Fault Tolerance Mechanism for Scientific Workflows. In *Provenance and Annotation of Data and Processes*. LNCS, Vol. 5272. 152–159. 10.1007/978-3-540-89965-5_17
- Víctor Cuevas-Vicentín *et al.* 2012. Scientific Workflows and Provenance: Introduction and Research Opportunities. *Datenbank-Spektrum* 12, 3 (2012), 193–203. 10.1007/s13222-012-0100-z
- Sérgio Manuel Serra da Cruz *et al.* 2009. Towards a Taxonomy of Provenance in Scientific Workflow Management Systems. In *Proc. 2009 IEEE Congress on Services - Part I (SERVICES '09)*. IEEE Computer Society, 259–266. 10.1109/SERVICES-I.2009.18
- David De Roure *et al.* 2010. The Evolution of myExperiment. In *Proc. Sixth IEEE International Conference on e-Science (e-Science '10)*. IEEE, 153–160. 10.1109/eScience.2010.59
- David De Roure *et al.* 2009. The design and realisation of the myExperiment Virtual Research Environment for social sharing of workflows. *Future Gener. Comput. Syst.* 25, 5 (2009), 561–567. 10.1016/j.future.2008.06.010
- David De Roure *et al.* 2011. An e-Research approach to Web-scale music analysis. *Phil. Trans. R. Soc. A* 369, 1949 (August 2011), 3300–3317. 10.1098/rsta.2011.0171
- Ewa Deelman. 2010. Grids and Clouds: Making Workflow Applications Work in Heterogeneous Distributed Environments. *Internat. J. High Performance Comput. Appl.* 24, 3 (August 2010), 284–298. 10.1177/1094342009356432
- Ewa Deelman *et al.* 2006. Managing Large-Scale Workflow Execution from Resource Provisioning to Provenance Tracking: The CyberShake Example. In *Proc. Second IEEE International Conference on e-Science and Grid Computing (e-Science '06)*. 14. 10.1109/E-SCIENCE.2006.261098
- Ewa Deelman *et al.* 2009. Workflows and e-Science: An overview of workflow system features and capabilities. *Future Gener. Comput. Syst.* 25, 5 (May 2009), 528–540. 10.1016/j.future.2008.06.012
- Ewa Deelman *et al.* 2015. Pegasus, a workflow management system for science automation. *Future Gener. Comput. Syst.* 46 (2015), 17 – 35. 10.1016/j.future.2014.10.008
- E. Deelman *et al.* 2016. Pegasus in the Cloud: Science Automation through Workflow Technologies. *IEEE Internet Computing* 20, 1 (Jan 2016), 70–76. 10.1109/MIC.2016.15
- László Dobos *et al.* 2013. Graywulf: A Platform for Federated Scientific Databases and Services. In *Proc. 25th International Conference on Scientific and Statistical Database Management (SSDBM)*. ACM, New York, NY, USA, Article 30, 12 pages. 10.1145/2484838.2484863
- Rion Dooley *et al.* 2006. From Proposal to Production: Lessons Learned Developing the Computational Chemistry Grid Cyberinfrastructure. *Journal of Grid Computing* 4, 2 (2006), 195–208. 10.1007/s10723-006-9043-7
- Lei Dou *et al.* 2011. Scientific workflow design 2.0: Demonstrating streaming data collections in Kepler. In *Proc. IEEE ICDE '11*. 1296–1299. 10.1109/ICDE.2011.5767938
- Johan Eker *et al.* 2003. Taming heterogeneity - the Ptolemy approach. *Proc. IEEE* 91, 1 (January 2003), 127–144. 10.1109/JPROC.2002.805829

- Erik Elmroth *et al.* 2010. Three fundamental dimensions of scientific workflow interoperability: Model of computation, language, and execution environment. *Future Gener. Comput. Syst.* 26, 2 (February 2010), 245–256. 10.1016/j.future.2009.08.011
- Wolfgang Emmerich *et al.* 2005. Grid Service Orchestration Using the Business Process Execution Language (BPEL). *Journal of Grid Computing* 3, 3-4 (September 2005), 283–304. Issue 3. 10.1007/s10723-005-9015-3
- EU Parliament. 2007. Directive 2007/2/EC of the European Parliament and of the Council of 14 March 2007 establishing an Infrastructure for Spatial Information in the European Community (INSPIRE). *Official Journal of the European Union* 50, L108 (April 2007).
- Thomas Fahringer *et al.* 2007. ASKALON: A Development and Grid Computing Environment for Scientific Workflows. See Taylor *et al.* [2007a], 450–471. 10.1007/978-1-84628-757-2_27
- Zbyněk Falt *et al.* 2014. Bobolang: A Language for Parallel Streaming Applications. In *Proc. HPDC '14*. ACM, New York, NY, USA, 311–314. 10.1145/2600212.2600711
- Rosa Filgueira *et al.* 2014. Applying Selectively Parallel I/O Compression to Parallel Storage Systems. In *Euro-Par 2014 Parallel Processing*. LNCS, Vol. 8632. 282–293. 10.1007/978-3-319-09873-9_24
- Rosa Filguiera *et al.* In press 2016. dispel4py: A Python Framework for Data-Intensive Scientific Computing. *International Journal of High Performance Computing Applications* (In press 2016).
- Ian Foster *et al.* 2002. Chimera: a virtual data system for representing, querying, and automating data derivation. In *Proc. SSDBM '02*. 37–46. 10.1109/SSDM.2002.1029704
- Scott W. French *et al.* 2015. Broad plumes rooted at the base of the Earth's mantle beneath major hotspots. *Nature* 525, 7567 (03 09 2015), 95–99. 10.1038/nature14876
- Dennis Gannon. 2007. Component Architectures and Services: From Application Construction to Scientific Workflows. See Taylor *et al.* [2007a], 174–189. 10.1007/978-1-84628-757-2
- Daniel Garijo. 2015. *Mining abstractions in Scientific workflows*. Ph.D. Dissertation. Departamento de Inteligencia Artificial Escuela Técnica Superior de Ingenieros Informáticos, Madrid, Spain.
- Daniel Garijo *et al.* 2012. Towards Open Publication of Reusable Scientific Workflows: Abstractions, Standards and Linked Data. Technical Report. (Jan 2012).
- Sandra Gesing *et al.* 2014. Workflows in a Dashboard: A New Generation of Usability. In *Proc. WORKS '14*. IEEE Press, Piscataway, NJ, USA, 82–93. 10.1109/WORKS.2014.6
- Jayeeta Ghosh *et al.* 2011. Molecular Parameter Optimization Gateway (ParamChem): Workflow Management Through TeraGrid ASTA. In *Proc. TG '11*. ACM, 35:1–35:8. 10.1145/2016741.2016779
- Yolanda Gil *et al.* 2006. Wings for Pegasus: A semantic approach to creating very large scientific workflows. In *Proc. OWLED'06*, Vol. 216.
- Edward Givelberg *et al.* 2011. An Architecture for a Data-intensive Computer. In *Proc. NDM '11*. ACM, New York, NY, USA, 57–64. 10.1145/2110217.2110226
- Carole Goble *et al.* 2009. The Impact of Workflow Tools on Data-centric Research. See Hey *et al.* [2009], 137–145.
- Katharina Görlach *et al.* 2011. Conventional Workflow Technology for Scientific Simulation. In *Guide to e-Science*. 323–352. 10.1007/978-0-85729-439-5_12
- Ian Gorton *et al.* 2008. Data-Intensive Computing in the 21st Century. *Computer* 41, 4 (April 2008), 30–32. 10.1109/MC.2008.122
- Jim Gray. 2009. Jim Gray on eScience: A Transformed Scientific Method. See Hey *et al.* [2009], xix–xxxiii.
- Paul Grefen *et al.* 2006. A taxonomy of transactional workflow support. *International Journal of Cooperative Information Systems* 15, 1 (March 2006), 87–118. 10.1142/S021884300600130X
- Paul Groth *et al.* 2012. Requirements for Provenance on the Web. *International Journal of Digital Curation* 7, 1 (2012), 39–55.
- Yunhong Gu *et al.* 2009. Sector and Sphere: the design and implementation of a high-performance data cloud. *Phil. Trans. R. Soc. A* 367, 1897 (June 2009), 2429–2445. 10.1098/rsta.2009.0053
- Thilina Gunarathne *et al.* 2009. Experience with Adapting a WS-BPEL Runtime for eScience Workflows. In *Proc. GCE '09*. ACM, 7:1–7:10. 10.1145/1658260.1658270
- Ákos Hajnal *et al.* 2014. Remote storage resource management in WS-PGRADE/gUSE. See Kacsuk [2014], Chapter 5, 69–81. 10.1007/978-3-319-11268-8
- Mihael Hategan *et al.* 2011. Coasters: uniform resource provisioning and access for clouds and grids. In *Proc. UCC '11*. IEEE Computer Society, 114–121. 10.1109/UCC.2011.25
- George Heald *et al.* 2011. LOFAR: Recent Imaging Results and Future Prospects. *Journal of Astrophysics and Astronomy* 32, 4 (December 2011), 1–10. 10.1007/s12036-011-9125-1

- Tom Heath *et al.* 2011. *Linked Data: Evolving the Web into a Global Data Space* (1st ed.). Number 1-136 in Synthesis Lectures on the Semantic Web: Theory and Technology. Morgan & Claypool.
- Tony Hey *et al.* (Eds.). 2009. *The Fourth Paradigm: Data-Intensive Scientific Discovery*. Microsoft Research.
- Interagency Working Group on Digital Data. 2009. *Harnessing the Power of Digital Data for Science and Society: report of the Interagency Working Group on Digital Data to the National Science and Technology Council*. Technical Report. Executive office of the President, Office of Science and Technology, USA.
- Gideon Juve *et al.* 2010. Scientific Workflows and Clouds. *Crossroads* 16, 3 (March 2010), 14–18. 10.1145/1734160.1734166
- Péter Kacsuk (Ed.). 2014. *Science Gateways for Distributed Computing Infrastructures: Development framework and exploitation by scientific user communities*. 10.1007/978-3-319-11268-8
- Peter Kacsuk *et al.* 2012. WS-PGRADE/gUSE Generic DCI Gateway Framework for a Large Variety of User Communities. *Journal of Grid Computing* 10, 4 (2012), 601–630. 10.1007/s10723-012-9240-5
- Peter Kacsuk *et al.* 2014. Executing Multi-Workflow Simulations on Mixed Cloud and Grid Infrastructure Using the SHIWA and SCI-BUS Technology. In *Cloud Computing and Big Data*, C. Catlett, W. Gentsch, L. Grandinetti, and G. Joubert (Eds.). Ios Pr Inc, 141–162.
- Douglas B. Kell *et al.* 2004. Here is the evidence, now what is the hypothesis? The complementary roles of inductive and hypothesis-driven science in the post-genomic era. *BioEssays* 26, 1 (January 2004), 99–105. 10.1002/bies.10385
- Steve Kelling *et al.* 2013. Estimating species distributions – across space, through time and with features of the environment. See Atkinson *et al.* [2013], 441–458. 10.1002/9781118540343.ch22
- Jihie Kim *et al.* 2008. Provenance trails in the Wings/Pegasus system. *Concurrency and Computation: Practice and Experience* 20, 5 (April 2008), 587–597. 10.1002/cpe.1228
- Hoyt Koepke. 2014. *Why Python rocks for research*. Technical Report. University of Washington.
- Sven Kohler *et al.* 2012. Sliding Window Calculations on Streaming Data using the Kepler Scientific Workflow System. *Procedia Computer Science* 9, 0 (2012), 1639 – 1646. 10.1016/j.procs.2012.04.181
- Vladimir Korkhov *et al.* 2013. Exploring Workflow Interoperability for Neuroimage Analysis on the SHIWA Platform. *Journal of Grid Computing* 11, 3 (2013), 505–522. 10.1007/s10723-013-9262-7
- Miklos Kozlovsky *et al.* 2014. DCI Bridge: Executing WS-PGRADE Workflows in Distributed Computing Infrastructures. See Kacsuk [2014], Chapter 4, 51–67. 10.1007/978-3-319-11268-8
- Michael Litzkow *et al.* 1988. Condor - A Hunter of Idle Workstations. In *Proc. 8th International Conference of Distributed Computing Systems*. IEEE Computer Society Press, 104 –111. 10.1109/DCS.1988.12507
- Xavier Llorà *et al.* 2008. Meandre: Semantic-Driven Data-Intensive Flows in the Clouds. In *Proc. IEEE e-Science '08*. 238–245. 10.1109/eScience.2008.172
- Bertram Ludäscher *et al.* 2006. Scientific workflow management and the Kepler system. *Concurrency and Computation: Practice and Experience* 18, 10 (August 2006), 1039–1065. 10.1002/cpe.994
- Bertram Ludäscher *et al.* 2009. Scientific Workflows: Business as Usual? In *Business Process Management*. LNCS, Vol. 5701. 31–47. 10.1007/978-3-642-03848-8_4
- Philip Maechling *et al.* 2007. SCEC CyberShake Workflows—Automating Probabilistic Seismic Hazard Analysis Calculations. See Taylor *et al.* [2007a], 143–163. 10.1007/978-1-84628-757-2
- Ketan Maheshwari *et al.* 2013. Enabling multi-task computation on Galaxy-based gateways using swift. In *CLUSTER 2013*. 1–3. 10.1109/CLUSTER.2013.6702701
- Suresh Marru *et al.* 2011. Apache Airavata: A Framework for Distributed Applications and Computational Workflows. In *Proc. GCE '11*. ACM, 21–28. 10.1145/2110486.2110490
- Suresh Marru *et al.* 2015. Apache Airavata As a Laboratory: Architecture and Case Study for Component-Based Gateway Middleware. In *Proc. SCREAM '15*. 19–26. 10.1145/2753524.2753529
- Paul Martin *et al.* 2013. Definition of the DISPTEL Language. See Atkinson *et al.* [2013], Chapter 10, 203–236. 10.1002/9781118540343.ch10
- Cherian Mathew *et al.* 2014. A semi-automated workflow for biodiversity data retrieval, cleaning, and quality control. *Biodiversity Data Journal* 2 (dec 2014), e4221. 10.3897/BDJ.2.e4221
- Michael McLennan *et al.* 2015. HUBzero and Pegasus: integrating scientific workflows into science gateways. *Concurrency and Computation: Practice and Experience* 27, 2 (2015), 328–343. 10.1002/cpe.3257
- M. McLennan *et al.* 2010. HUBzero: A Platform for Dissemination and Collaboration in Computational Science and Engineering. *Computing in Science Engineering* 12, 2 (March 2010), 48–53. 10.1109/MCSE.2010.41
- Timothy M. McPhillips *et al.* 2005. An approach for pipelining nested collections in scientific workflows. *SIGMOD Record* 34, 3 (September 2005), 12–17. 10.1145/1084805.1084809

- William Michener *et al.* 2005. Data Integration and Workflow Solutions for Ecology. In *Data Integration in the Life Sciences*. LNCS, Vol. 3615. 734–734. 10.1007/11530084_32
- Paolo Missier *et al.* 2010. Linking multiple workflow provenance traces for interoperable collaborative science. In *WORKS'10*. 1–8. 10.1109/WORKS.2010.5671861
- Paolo Missier *et al.* 2012. Golden Trail: Retrieving the Data History that Matters from a Comprehensive Provenance Repository. *IJDC* 7, 1 (2012), 139–150. 10.2218/ijdc.v7i1.221
- Paolo Missier *et al.* 2010. Taverna, Reloaded. In *Scientific and Statistical Database Management*. LNCS, Vol. 6187. 471–481. 10.1007/978-3-642-13818-8_33
- Fiona Murphy *et al.* 2015. WDS-RDA Publishing Data Workflows Working Group Analysis sheet. (June 2015). 10.5281/zenodo.19107
- J Myers *et al.* 2015. Towards sustainable curation and preservation. In *Proc. IEEE eScience Conf.* 526–535.
- Michael L. Norman *et al.* 2010. Accelerating data-intensive science with Gordon and Dash. In *Proc. TG '10*. ACM, New York, NY, USA, Article 14, 7 pages. 10.1145/1838574.1838588
- Thomas Oinn *et al.* 2004. Taverna: a tool for the composition and enactment of bioinformatics workflows. *Bioinformatics* 20, 17 (November 2004), 3045–3054. 10.1093/bioinformatics/bth361
- Tom Oinn *et al.* 2006. Taverna: lessons in creating a workflow environment for the life sciences. *Concurrency and Computation: Practice and Experience* 18, 10 (2006), 1067–1100. 10.1002/cpe.993
- Tom Oinn *et al.* 2007. Taverna/myGrid: Aligning a Workflow System with the Life Sciences Community. See Taylor *et al.* [2007a], 300–319. 10.1007/978-1-84628-757-2_19
- Ioan Raicu *et al.* 2007. Falcon: a Fast and Light-weight task execution framework. In *Proc. SC '07*. ACM, New York, NY, USA, Article 43, 12 pages. 10.1145/1362622.1362680
- Christopher Rawlings. 2014. Big data in the agricultural and ecological sciences — a growing challenge. Keynote EGI CF 2014. (May 2014).
- A.T. Ringler *et al.* 2015. The data quality analyzer: A quality control program for seismic data. *Computers & Geosciences* 76 (2015), 96–111.
- David Rogers *et al.* 2013. Bundle and Pool Architecture for Multi-Language, Robust, Scalable Workflow Executions. *Journal of Grid Computing* 11, 3 (2013), 457–480.
- J.W. Romein *et al.* 2011. Processing LOFAR telescope data in real time on a Blue Gene/P supercomputer. In *General Assembly and Scientific Symposium, 2011 XXXth URSI*. 1–4. 10.1109/URSIGASS.2011.6051270
- Susanna-Assunta Sansone *et al.* 2012. Toward interoperable bioscience data. *Nat Genet* 44, 2 (02 2012), 121–126. 10.1038/ng.1054
- Idafen Santana-Perez *et al.* 2016. Reproducibility of execution environments in computational science using Semantics and Clouds. *Future Gener. Comput. Syst.* In Press (2016). 10.1016/j.future.2015.12.017
- Matthew Shields. 2007. Control- Versus Data-Driven Workflows. See Taylor *et al.* [2007a], 167–173. 10.1007/978-1-84628-757-2
- Yogesh L. Simmhan *et al.* 2009. Building the Trident Scientific Workflow Workbench for Data Management in the Cloud. In *Proc. ADVCOMP '09*. 41–50. 10.1109/ADVCOMP.2009.14
- Aleksander Slominski. 2007. Adapting BPEL to Scientific Workflows. See Taylor *et al.* [2007a], 208–226. 10.1007/978-1-84628-757-2
- A. Spinuso *et al.* 2016. Visualisation methods for large provenance collections in data-intensive collaborative platforms. In *Geophysical Research Abstracts - EGU General Assembly 2016*, Vol. 18.
- Sudarshan Srinivasan *et al.* 2014. A Cleanup Algorithm for Implementing Storage Constraints in Scientific Workflow Executions. In *Proc. WORKS '14*. IEEE Press, 41–49. 10.1109/WORKS.2014.8
- Tiberiu Stef-Praun *et al.* 2007. Accelerating Medical Research Using the Swift Workflow System. *Studies in Health Technology and Informatics* 126 (2007), 207–216.
- Michael Stonebraker *et al.* 2009. Requirements for Science Data Bases and SciDB. In *CIDR '09*.
- Michael Stonebraker *et al.* 2013. SciDB: A Database Management System for Applications with Complex Analytics. *Computing in Science & Engineering* 15, 3 (2013), 54–62.
- Ian Taylor *et al.* 2007b. The Triana workflow environment: Architecture and applications. See Taylor *et al.* [2007a], 320–339. 10.1007/978-1-84628-757-2
- Ian J. Taylor *et al.* 2007a. *Workflows for e-Science: Scientific Workflows for Grids*. Springer London. 10.1007/978-1-84628-757-2
- Gabor Terstyánszky *et al.* 2014. Sharing Science Gateway artefacts through repositories. See Kacsuk [2014], Chapter 9, 123–135. 10.1007/978-3-319-11268-8
- Douglas Thain *et al.* 2005. Distributed computing in practice: the Condor experience. *Concurrency and Computation: Practice and Experience* 17, 2-4 (2005), 323–356. 10.1002/cpe.938

- Thomas D. Uram *et al.* 2011. A solution looking for lots of problems: generic portals for science infrastructure. In *Proc. TG '11*. ACM, New York, NY, USA, Article 44, 7 pages. 10.1145/2016741.2016788
- Wil M.P. van der Aalst *et al.* 2014. Workflow Patterns. <http://www.workflowpatterns.com>. (2014).
- Wil M.P. van der Aalst *et al.* 2003. Workflow Patterns. *Distributed and Parallel Databases* 14, 1 (July 2003), 5–51. 10.1023/A:1022883727209
- Jens Vöckler *et al.* 2006. Kickstarting Remote Applications. In *Second International Workshop on Grid Computing Environments*.
- Gregor von Laszewski *et al.* 2005. Workflow Concepts of the Java CoG Kit. *Journal of Grid Computing* 3, 3-4 (September 2005), 239–258. Issue 3. 10.1007/s10723-005-9013-5
- Chip Walter. 2005. Kryder's Law: The doubling of processor speed every 18 months is a snail's pace compared with rising hard-disk capacity, and Mark Kryder plans to squeeze in even more bits. *Scientific American* (August 2005), 32–33.
- Hongbing Wang *et al.* 2004. Web services: problems and future directions. *Web Semantics: Science, Services and Agents on the World Wide Web* 1, 3 (April 2004), 309–320. 10.1016/j.websem.2004.02.001
- Marek Wieczorek *et al.* 2009. Towards a general model of the multi-criteria workflow scheduling on the grid. *Future Gener. Comput. Syst.* 25, 3 (March 2009), 237–256. 10.1016/j.future.2008.09.002
- Michael Wilde *et al.* 2009. Parallel Scripting for Applications at the Petascale and Beyond. *Computer* 42, 11 (November 2009), 50–60. 10.1109/MC.2009.365
- Matthew Woitaszek *et al.* 2011. Parallel High-resolution Climate Data Analysis using Swift. In *Proc. ACM MTAGS '11*. ACM, New York, NY, USA, 5–14. 10.1145/2132876.2132882
- Katherine Wolstencroft *et al.* 2013. The Taverna workflow suite: designing and executing workflows of Web Services on the desktop, web or in the cloud. *Nucleic Acids Research* 41, W1 (2013), W557–W561. 10.1093/nar/gkt328
- J.M. Wozniak *et al.* 2013b. Swift/T: Large-Scale Application Composition via Distributed-Memory Dataflow Processing. In *Proc. IEEE/ACM CCGRID '13*. 95–102. 10.1109/CCGrid.2013.99
- Justin M. Wozniak *et al.* 2013a. Turbine: A Distributed-memory Dataflow Engine for High Performance Many-task Applications. *Fundamenta Informaticae* 128, 3 (01 2013), 337–366. 10.3233/FI-2013-949
- Wenjun Wu *et al.* 2010. Accelerating science gateway development with Web 2.0 and Swift. In *Proc. TG '10'*. ACM, New York, NY, USA, Article 23, 7 pages. 10.1145/1838574.1838597
- Youngik Yang *et al.* 2010. Biovlab:Bioinformatics data analysis using cloud computing and graphical workflow composers. In *Cloud Computing and Software Services: Theory and Techniques*, Syed A. Ahson and Mohammad Ilyas (Eds.). Number 309-327. CRC Press, Inc.
- Jia Yu *et al.* 2005. A Taxonomy of Workflow Management Systems for Grid Computing. *Journal of Grid Computing* 3, 3-4 (September 2005), 171–200. 10.1007/s10723-005-9010-8
- Yong Zhao *et al.* 2007. Swift: Fast, Reliable, Loosely Coupled Parallel Computation. In *Proc. IEEE SERVICES '07*. IEEE Computer Society, 199–206. 10.1109/SERVICES.2007.63
- Yong Zhao *et al.* 2014. Enabling scalable scientific workflow management in the Cloud. *Future Gener. Comput. Syst.* 0 (2014), –. 10.1016/j.future.2014.10.023
- Zhiming Zhao *et al.* 2011. An agent based network resource planner for workflow applications. *Multiagent and Grid Systems* 7, 6 (2011), 187–202.
- Daniel Zinn *et al.* 2011. Towards Reliable, Performant Workflows for Streaming-Applications on Cloud Platforms. In *Proc. IEEE/ACM CCGRID '11*. 235–244. 10.1109/CCGrid.2011.74