

Seagrass meadows as a globally significant carbonate reservoir

Mazarrasa, I.; Marba, N.; Lovelock, C.E.; Serrano, O.; Lavery, P.S.; Fourqurean, J.W.; Kennedy, H.A.; Mateo, M.A.; Krause-Jensen, D.; Steven, A.D.; Duarte, C.M.

Biogeosciences

DOI:
[10.5194/bg-12-4993-2015](https://doi.org/10.5194/bg-12-4993-2015)

Published: 24/08/2015

Publisher's PDF, also known as Version of record

[Cyswllt i'r cyhoeddiad / Link to publication](#)

Dyfyniad o'r fersiwn a gyhoeddwyd / Citation for published version (APA):
Mazarrasa, I., Marba, N., Lovelock, C. E., Serrano, O., Lavery, P. S., Fourqurean, J. W., Kennedy, H. A., Mateo, M. A., Krause-Jensen, D., Steven, A. D., & Duarte, C. M. (2015). Seagrass meadows as a globally significant carbonate reservoir. *Biogeosciences*, 12(16), 4993-5003. <https://doi.org/10.5194/bg-12-4993-2015>

Hawliau Cyffredinol / General rights

Copyright and moral rights for the publications made accessible in the public portal are retained by the authors and/or other copyright owners and it is a condition of accessing publications that users recognise and abide by the legal requirements associated with these rights.

- Users may download and print one copy of any publication from the public portal for the purpose of private study or research.
- You may not further distribute the material or use it for any profit-making activity or commercial gain
- You may freely distribute the URL identifying the publication in the public portal ?

Take down policy

If you believe that this document breaches copyright please contact us providing details, and we will remove access to the work immediately and investigate your claim.



Seagrass meadows as a globally significant carbonate reservoir

I. Mazarrasa¹, N. Marbà¹, C. E. Lovelock², O. Serrano^{3,4}, P. S. Lavery⁴, J. W. Fourqurean⁵, H. Kennedy⁶, M. A. Mateo^{4,7}, D. Krause-Jensen^{8,9}, A. D. L. Steven¹⁰, and C. M. Duarte^{1,11}

¹Department of Global Change Research, IMEDEA (CSIC-UIB) Institut Mediterrani d'Estudis Avançats, C/Miguel Marqués 21, 07190 Esporles (Mallorca), Spain

²School of Biological Sciences, The University of Queensland, St Lucia, QLD, 4072, Australia

³The UWA Oceans Institute, University of Western Australia, 35 Stirling Highway, Crawley 6009, Australia

⁴School of Natural Sciences, Centre for Marine Ecosystems Research, Edith Cowan University, Joondalup WA 6027, Australia

⁵Department of Biological Sciences and Southeast Environmental Research Center, Florida International University (FIU), 11200 SW 8th Street, Miami, Florida 33199, USA

⁶School of Ocean Sciences, College of Natural Sciences, Bangor University, Askew Street, Menai Bridge, LL59 5AB, UK

⁷Centro de Estudios Avanzados de Blanes, Consejo Superior de Investigaciones Científicas, Acceso Cala St. Francesc 14, 17300 Blanes, Spain

⁸Department of Bioscience, Aarhus University, Vejlshøjvej 25, 8600 Silkeborg, Denmark

⁹Arctic Research Centre, Aarhus University, C.F. Møllers Allé 8, 8000 Aarhus, Denmark

¹⁰CSIRO, EcoSciences Precinct, Dutton Park 41 Boggo Road Dutton Park QLD 4102, Australia

¹¹Red Sea Research Center, King Abdullah University of Science and Technology, Thuwal 23955-6900, Kingdom of Saudi Arabia

Correspondence to: I. Mazarrasa (imazarrasa@imedea.uib-csic.es)

Received: 19 December 2014 – Published in Biogeosciences Discuss.: 6 March 2015

Revised: 17 July 2015 – Accepted: 24 July 2015 – Published: 24 August 2015

Abstract. There has been growing interest in quantifying the capacity of seagrass ecosystems to act as carbon sinks as a natural way of offsetting anthropogenic carbon emissions to the atmosphere. However, most of the efforts have focused on the particulate organic carbon (POC) stocks and accumulation rates and ignored the particulate inorganic carbon (PIC) fraction, despite important carbonate pools associated with calcifying organisms inhabiting the meadows, such as epiphytes and benthic invertebrates, and despite the relevance that carbonate precipitation and dissolution processes have in the global carbon cycle. This study offers the first assessment of the global PIC stocks in seagrass sediments using a synthesis of published and unpublished data on sediment carbonate concentration from 403 vegetated and 34 adjacent un-vegetated sites. PIC stocks in the top 1 m of sediment ranged between 3 and 1660 Mg PIC ha⁻¹, with an average of 654 ± 24 Mg PIC ha⁻¹, exceeding those of POC reported in previous studies by about a factor of 5. Sedimen-

tary carbonate stocks varied across seagrass communities, with meadows dominated by *Halodule*, *Thalassia* or *Cymodocea* supporting the highest PIC stocks, and tended to decrease polewards at a rate of -8 ± 2 Mg PIC ha⁻¹ per degree of latitude (general linear model, GLM; $p < 0.0003$). Using PIC concentrations and estimates of sediment accretion in seagrass meadows, the mean PIC accumulation rate in seagrass sediments is found to be 126.3 ± 31.05 g PIC m⁻² yr⁻¹. Based on the global extent of seagrass meadows (177 000 to 600 000 km²), these ecosystems globally store between 11 and 39 Pg of PIC in the top metre of sediment and accumulate between 22 and 75 Tg PIC yr⁻¹, representing a significant contribution to the carbonate dynamics of coastal areas. Despite the fact that these high rates of carbonate accumulation imply CO₂ emissions from precipitation, seagrass meadows are still strong CO₂ sinks as demonstrated by the comparison of carbon (PIC and POC) stocks between vegetated and adjacent un-vegetated sediments.

1 Introduction

Calcium carbonate (CaCO_3) accounts for about a 25 % of the surface marine sediments (Balch et al., 2005). Contemporary oceanic carbonate sediments are mainly composed of two main mineral forms of calcium carbonate, calcite (including Mg calcite, magnesium-rich calcite) and aragonite, both primarily formed by biogenic precipitation (Smith, 2013). The coastal ocean accounts for around 33 % of the global CaCO_3 production (Smith, 2013), but it is where the highest proportion of carbonate sediment accumulation takes place (nearly two-thirds of its production), whereas in open ocean sediments only one-third of the CaCO_3 produced is accumulated (Milliman and Droxler, 1996; Smith, 2013). A broad range of communities are involved in the production and subsequent accumulation of CaCO_3 in marine sediments, including benthic ecosystems dominated by coral reefs (Chave et al., 1972; Smith, 2013), calcareous algae (Milliman, 1993) and maerl beds (Bosence and Wilson, 2003); and planktonic communities including coccolithophores (Westbroek et al., 1989), foraminifera (Langer et al., 1997), and pteropods (Fabry, 1990). More recently the important contribution of echinoderms (Lebrato et al., 2010), molluscs (Chauvaud et al., 2003) and fish (Wilson et al., 2009) to CaCO_3 production has been revealed. Relative to other ecosystems, the production of CaCO_3 in seagrass meadows ecosystems and its accumulation in the sediments is poorly studied and not explicitly considered in any of the existing assessments of the global ocean carbonate budget (Milliman et al., 1993; Milliman and Droxler, 1996; Lebrato et al., 2010), despite the important load of carbonate often found in their sediments and leaves (Canals and Ballesteros, 1997; Gacia et al., 2003; Perry and Beavington-Penney, 2005; Serrano et al., 2012; Enríquez and Schubert, 2014) and their role as a source of carbonate sand for beach formation and preservation (De Falco et al., 2003; Tigny et al., 2007). Indeed, a global estimate of the carbonate stock in seagrass sediments is not yet available and the potential contribution of these systems to the global ocean carbonate budget remains to be evaluated.

There is considerable interest in quantifying the capacity of the world's ecosystems to trap and store carbon, as this can offset anthropogenic carbon emissions to the atmosphere. To date, most work on the carbon pools in seagrass ecosystems has focused on the amount of particulate organic carbon (POC) stored (Fourqurean et al., 2012; Lavery et al., 2013), whereas, except for *Posidonia oceanica* in the Mediterranean Sea (Serrano et al., 2012), the inorganic component, particulate inorganic carbon (PIC), has not yet been considered in the assessment of carbon deposits in seagrass meadows. Seagrass ecosystems support diverse and active communities of calcifying organisms and through their photosynthetic activity their canopies provide pH environments that facilitate carbonate deposition (Hendriks et al., 2014). While PIC, in the form of shells and other skeletal remains represent a substantial carbon stock, the production of PIC through calcification

may act as a source of CO_2 to the atmosphere (Frankignoulle et al., 1994; Gattuso et al., 1998; Smith, 2013). Thus, understanding the amount of carbonate in seagrass ecosystems is crucial to determining its role in the global atmospheric carbon cycle. The evaluation of carbonate accumulation rates and stocks in seagrass sediments is also relevant as it may significantly contribute to sediment accretion in coastal areas, a fundamental mechanism supporting the role of seagrass in coastal protection (Duarte et al., 2013).

Seagrass meadows accumulate PIC through calcium carbonate production by calcifying organisms inhabiting the meadows, such as epiphytes (Frankovich and Zieman, 1994; Perry and Beavington-Penney, 2005; James et al., 2009; Enríquez and Schubert, 2014) and benthic invertebrates (Jeudy de Grissac and Boudouresque, 1985) and the deposition of carbonate associated with sedimentation of particles (Gacia et al., 2003). In addition, a recent study demonstrates a direct implication of the seagrass *Thalassia testudinum* in the formation of aragonite needles that accumulate internally in the cell walls and as external deposits on the blades (Enríquez and Schubert, 2014). Other evidence for the existence of active carbonate processes in seagrass beds include calcification and carbonate dissolution in the canopy, associated with the daily cycles of photosynthesis and respiration (Frankovich and Zieman, 1994; Barrón et al., 2006; Yates and Halley, 2006), and the dissolution of calcium carbonate in the sediment as a result of below-ground release of CO_2 by respiratory processes (Hu and Burdige, 2007).

All the processes mentioned (precipitation, dissolution and sedimentation) partially depend on seagrass metabolic activity and plant structural features and thus CaCO_3 stocks in seagrass sediments are likely to vary across meadows of different species (Duarte, 1991). In addition, CaCO_3 stocks in seagrass meadows will likely vary with latitude, as temperature regulates the seawater saturation state for carbonate minerals that increases with increasing temperature (Zeebe and Ridgwell, 2011), thereby favouring biogenic carbonate precipitation in warmer waters (Mutti and Hallock, 2003).

Here we provide the first global assessment of the PIC deposits in seagrass ecosystems. We do so through a synthesis of published and unpublished data on carbonate stocks in seagrass sediments. We examine the variability of PIC stocks with biogeographic region, latitude and taxonomic composition of the seagrass community. We also compare the PIC and POC stocks in seagrass ecosystems with those in adjacent un-vegetated sediments, provide a first global assessment of the PIC : POC ratio over sediment depth profiles and discuss its implications for current estimates of CO_2 sequestration in seagrass ecosystems.

2 Material and methods

We compiled published data available on carbonate stocks in seagrass meadows and adjacent un-vegetated sediments.

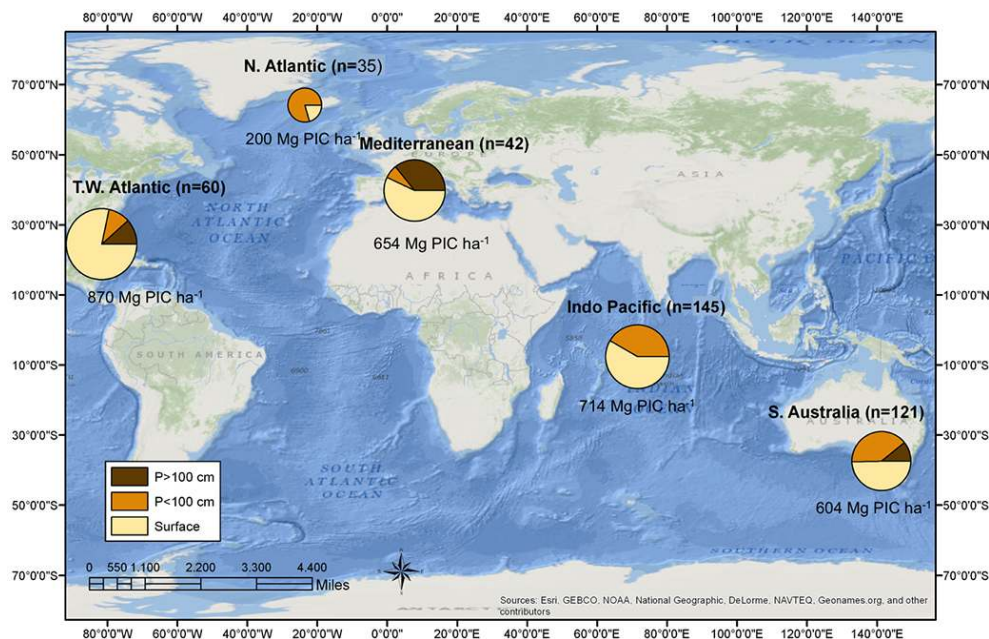


Figure 1. Distribution of the data of PIC stocks in seagrass meadows (average top metre; Mg PIC ha^{-1}) compiled in this study by the biogeographic regions described by Hemminga and Duarte (2000). The size of the pie charts is proportional to the top metre of PIC stocks in each region. The fraction of PIC stocks estimated from surface sediments (yellow) and short sediment cores ($P < 100$ cm, orange) and longer cores than 100 cm ($P > 100$ cm, brown) is indicated.

We considered the total pool of CaCO_3 reported without distinguishing between the different possible biogenic carbonate mineral forms (calcite, Mg calcite and aragonite). Fourqurean et al. (2012) provided data for 201 sites, and a literature search using both the Web of Knowledge (using the search terms “seagrass*” AND “inorganic carbon*” AND [“calcific* OR sediment* OR CaCO_3 OR dissolut* OR diagenesis”]) and Google Scholar (using the search terms “seagrass carbonate”) yielded data for an additional 82 sites. We amended the database with unpublished values for 154 additional sites sampled by the authors. This yielded a total of 437 sites with data on sediment carbonate concentration in coastal areas occupied by seagrasses, of which 34 corresponded to sand patches adjacent to seagrass meadows (Supplement). The final database comprised estimates for 403 seagrass vegetated sites, of which 219 consisted of values for sediment surface samples (ca. 1–30 cm depth) and 184 consisted of values for sediment cores of variable length (149 cores < 100 cm long, and 35 cores ≥ 100 cm long).

The greatest proportion of the sites (46 %) was located in tropical and subtropical regions (20–40 degrees latitude) for both the Southern and Northern hemispheres, whereas the data from higher latitude regions were scarce (Fig. 1). Data on surface sediment carbonate was broadly distributed, but most (80 %) core data available were from subtropical and temperate seagrass meadows (Fig. 1).

Lithogenic characteristics of the sites were not considered in this study, as we assume that carbonate sediment stocks

have a biogenic origin. We cannot avoid mentioning that this could lead to an overestimation of carbonate deposition rates in areas where lithogenic carbonate might be important. However, as the biogenic carbonate pool is considered to be dominant in contemporary oceanic sediments (Smith, 2013), local geological characteristics might not have a highly relevant impact on the results of this study.

When only one of the variables, CaCO_3 or PIC, was reported, the other was estimated assuming that PIC in 12 % of the total molar mass of CaCO_3 . In most cases, PIC was reported as a percentage of dry weight (% DW). To estimate the PIC concentration (mg PIC cm^{-3}), we multiplied the PIC (% DW) by the sediment dry bulk density (DBD; g cm^{-3}). When DBD was not reported ($n = 113$ sites), we used the average DBD (1.03 g cm^{-3}) reported by Fourqurean et al. (2012) for seagrass sediments in the calculations. The error introduced by this assumption was small, as a paired t test revealed an average deviation of 3.3 % (t ratio = 4.32; $p < 0.0001$) when we tested the differences between estimating PIC concentration using the observed DBD and the assumption of 1.03 for the sites where an observed DBD was reported.

Due to the variability in length of the sediment cores available for the study, mean PIC concentration in seagrass sediments was estimated for the top 10 cm of sediment for a total of 385 sampled sites, for which at least one measurement of PIC was reported for this depth zone. To estimate the carbonate stock within the top metre of sediment for the total database available we assumed a constant concentration of

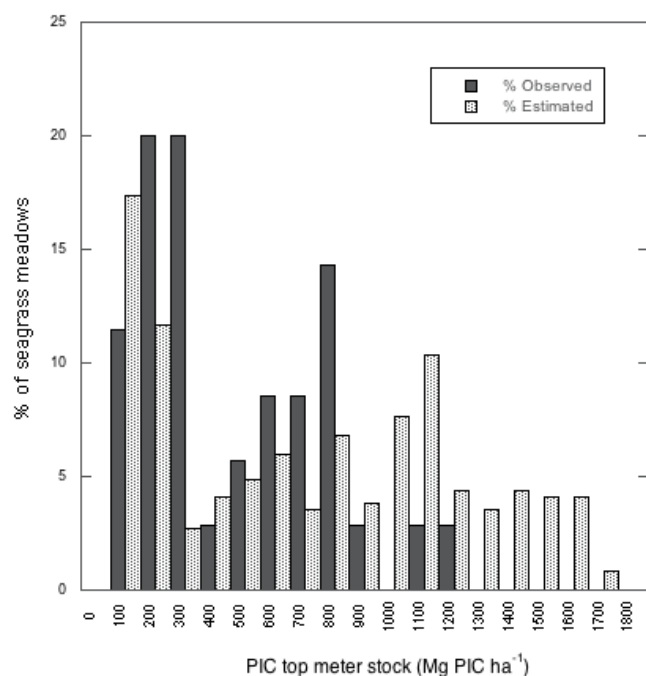


Figure 2. Frequency distribution of observed (i.e. sites reporting data to at least 1 m, $n = 35$) and estimated (i.e. sites where shallower depths were reported, $n = 368$) PIC stocks (Mg PIC ha^{-1}) in the top metre of seagrass sediments.

PIC in the top metre for those cores where shallower profiles were reported, as almost half (46 %) of the long cores (length > 100 cm, $n = 35$) showed no significant change in PIC concentration with depth within the first top metre and the remaining long cores showed only a slight increase of $0.011\% \text{ DW cm}^{-1}$ on average.

The sites were classified based on (1) the seagrass biogeographic regions described by Hemminga and Duarte (2000) (North East Pacific, South East Pacific, Tropical Western Atlantic, North Atlantic, South Atlantic, Mediterranean, Indo-Pacific, Western Pacific and Southern Australia), (2) 10° latitude bins and (3) the genus of the dominant seagrass species (*Amphibolis*, *Halophila*, *Halodule*, *Enhalus*, *Thalassia*, *Zostera*, *Posidonia*, *Syringodium*, *Thalassodendron* and *Cymodocea*).

PIC and POC concentrations were compared along the sediment depth profiles when both variables were reported in the same site ($n = 392$). The depth profile of POC, PIC and POC : PIC within the top metre was explored for the longest cores (length > 100 cm) when at least three different data points were reported within the top metre ($n = 26$). For those sites from which data for sediments from adjacent vegetated and un-vegetated patches were reported ($n = 34$), POC and PIC concentrations were also compared.

We used a paired sample t test to assess the difference between the frequency distribution and average of observed values and estimated values of top metre stocks and the dif-

ference between PIC and POC across the data set and between adjacent vegetated and un-vegetated patches. Analyses of variance (ANOVA) and post hoc Tukey tests were applied to compare the PIC stocks among the biogeographic regions and among the dominant genera. We used general linear models (GLMs) to test the effect of latitude on the PIC stocks, the depth variability in the POC and PIC concentrations and their POC : PIC ratio and the variability in POC and PIC concentrations in vegetated and un-vegetated patches. All statistical analyses were conducted using the statistical software JMP 5.01a.

3 Results

Particulate inorganic carbon concentrations within the top 10 cm of seagrass sediments ranged between 0.3 and $174 \text{ mg PIC cm}^{-3}$, with an average of $62.5 \pm 1.7 \text{ mg PIC cm}^{-3}$ and a median of $54 \text{ mg PIC cm}^{-3}$ ($n = 385$). The PIC stock in the top metre of sediment in seagrass meadows showed a wide variability, ranging between 3 and $1660 \text{ Mg PIC ha}^{-1}$, with an average \pm standard error and a median of 654 ± 24 and $643 \text{ Mg PIC ha}^{-1}$, respectively ($n = 403$; Fig. 2). Estimated stocks (mean \pm SE, $676 \pm 26 \text{ Mg PIC ha}^{-1}$, Table S1 in Supplement) were significantly higher than those derived from direct measurements (mean \pm SE, $423 \pm 52 \text{ Mg PIC ha}^{-1}$, Table S1, $p > 0.05$); however, estimated and measured paired values did not show a significant difference (Fig. 2; paired t test, $p > 0.05$).

The PIC stocks differed significantly among seagrass biogeographic regions (ANOVA, F ratio = 12.64, $p < 0.0001$). The largest stocks were found in the Tropical Western Atlantic similar to those from the Indo-Pacific and the Mediterranean regions. The North Atlantic PIC stocks were significantly lower (Table 1). The largest PIC stocks were found in equatorial and subtropical regions and tended to decrease polewards by $-8 \pm 2 \text{ Mg PIC ha}^{-1}$ per degree of latitude (Fig. 4; GLM, ChiSquare = 13.43, $p < 0.0002$). The low PIC values found between -10° and -20° in the Southern Hemisphere are derived from Queensland (Australia), and the low values between $50-60^\circ$ and $60-70^\circ$ (Northern Hemisphere) correspond to meadows in northern Denmark and south-west Greenland, respectively (Fig. 4).

The PIC stocks also differed among dominant species (ANOVA, F ratio = 13.98; $p < 0.0001$). The highest PIC stocks were found underlying *Halodule*, *Thalassia* and *Cymodocea* meadows, while the lowest stocks were supported by *Zostera* and *Halophila* meadows (Fig. 3). *Posidonia* meadows had intermediate PIC stocks.

Where both PIC and POC were measured concurrently (392 sites; $n = 3076$), mean PIC concentrations tended to exceed mean POC concentrations (paired t test: T ratio = 64.77, $p < 0.0001$). The POC : PIC ratio ranged from nearly 0 to 108, with an average of 0.74 ± 0.05 and a me-

Table 1. Number of observations, mean \pm standard error, median and range of values for the PIC stocks in each biogeographic region (Tropical Western Atlantic, Indo-Pacific, Mediterranean, Southern Australia and Northern Atlantic). The results of the comparison among different regions (Tukey–Kramer HSD (honest significant difference) test) are shown in the last column where different letters represent a significant difference ($p < 0.05$).

Biogeographic region	<i>n</i>	Mean (Mg PIC ha ⁻¹)	SE (Mg PIC ha ⁻¹)	Median (Mg PIC ha ⁻¹)	Range (Mg PIC ha ⁻¹)	Tukey–Kramer HSD test
T.W. Atlantic	60	869.5	54.6	891.4	16–1660	A
Indo-Pacific	145	713.9	47.0	795.2	3–1611	AB
Mediterranean	42	654.4	71.3	658.2	87–1542	AB
S. Australia	121	603.9	34.2	566.5	8–1475	B
N. Atlantic	35	204.9	35.4	68.2	8–555	C

Table 2. Mean \pm standard error (SE), median, minimum and maximum values of particulate inorganic carbon (PIC), particulate organic carbon (POC) and the estimated POC : PIC ratio for the data set where both POC and PIC were reported (392 sites; $n = 3076$).

	PIC (mg cm ⁻³)	POC (mg cm ⁻³)	POC : PIC
Mean \pm SE	72.5 \pm 0.8	51.6 \pm 0.6	0.74 \pm 0.05
Median	68.3	49.4	0.20
Max	325.1	321.0	107.6
Min	0.2	0.4	0.00038

dian of 0.20 (Table 2; Fig. 5). For the longest cores in the database (length ≥ 100 cm) which had a minimum of three different observations reported over 1 m depth ($n = 26$), the POC concentration (mg POC cm⁻³) along the sediment profile of these cores tended to decrease with depth whereas PIC (mg PIC cm⁻³) was more variable (Fig. S1 in Supplement). The POC : PIC ratio declined consistently with depth in the top metre of sediment in 69 % of these cores at an average of -0.00054 % cm⁻¹.

There was a strong relationship between PIC content (% DW) in paired vegetated and un-vegetated sediments ($R^2 = 0.92$, Fig. 6a), with a slope very close to 1 (0.99 ± 0.02) and an intercept not different from 0 (0.17 ± 0.99), indicating that the PIC content in seagrass sediments did not differ significantly from that in adjacent un-vegetated sediments (paired t test, T ratio = 1.67, $p > 0.05$; $n = 195$) (Fig. 6a). However, no relationship was found between the POC content (% DW) in seagrass sediments and adjacent bare sediments (Fig. 6b). POC content was significantly higher in vegetated sediments (mean \pm SE, 0.66 ± 0.04) compared to adjacent bare sediments (mean \pm SE, 0.35 ± 0.017 , paired t test, T ratio = -6.57 , $p < 0.0001$; $n = 195$).

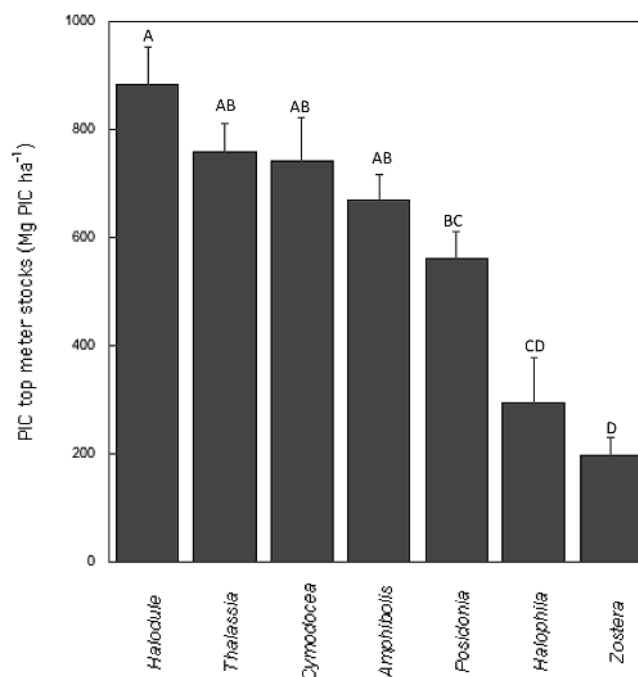


Figure 3. Average PIC stocks (Mg PIC ha⁻¹) \pm SE across the dominant seagrass genera forming the meadows. Only genera with more than 10 observations are shown. Identical letters indicate no significant differences between dominant species forming the meadows (ANOVA and post hoc Tukey test).

4 Discussion

4.1 PIC global stocks and the effect of species and latitudinal distribution

Available data on PIC stocks in seagrass meadows showed an important geographic bias. Whereas seagrass meadows are distributed along the coast of all continents except Antarctica (Hemminga and Duarte, 2000), data on PIC stocks in seagrass sediments are mostly restricted to tropical and temperate regions, with a particularly important contribution to the data set by meadows in Australia and the Mediterranean,

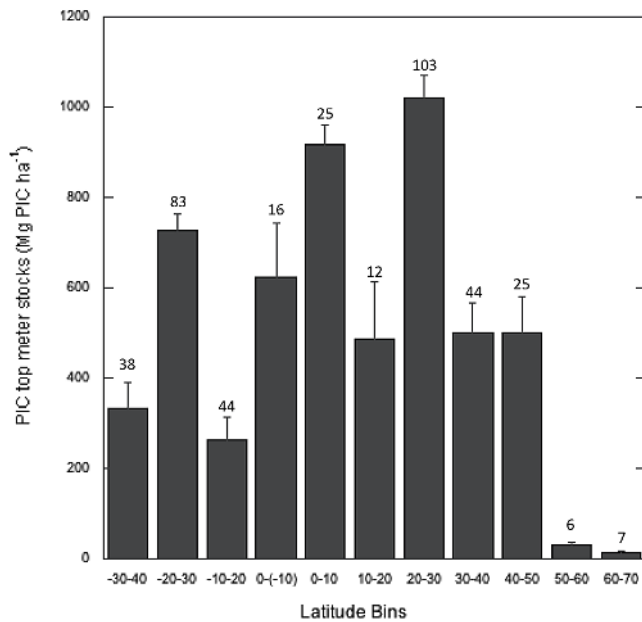


Figure 4. Average PIC stocks (Mg PIC ha^{-1}) \pm SE by 10° latitude bins. The number above each bar indicates the number of observations reported for each latitude bin.

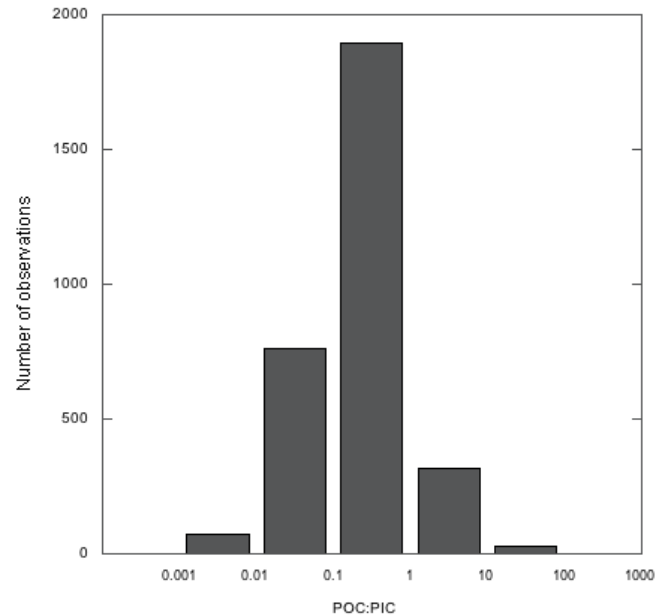


Figure 5. Frequency distribution of the POC:PIC ratio in the seagrass sediments examined (392 sites; $n = 3076$).

especially for the profiles of at least 1 m deep. Fourqurean et al. (2012) also found a similar bias on the distribution of data available for their review of particulate organic carbon (POC) stocks in seagrass meadows, although the data were more widely distributed. The geographic bias in data availability and the great variability in PIC stocks among the sites included in this study, add uncertainty in the assessment of the global estimates provided here. Even scarcer are data from un-vegetated sediments adjacent to seagrass meadows, with a comparative approach possible in only 34 of the total of 437 sites, limiting the certainty of comparisons of PIC and POC stocks in vegetated versus un-vegetated habitats.

The median PIC sediment top metre stocks of $643 \text{ Mg PIC ha}^{-1}$ ($n = 403$) is nearly 5 times larger than the median stock of POC recently estimated by Fourqurean et al. (2012) at around $140 \text{ Mg POC ha}^{-1}$ ($n = 89$). Based on the available range of estimates of global seagrass area, between $177\,000$ and $600\,000 \text{ km}^2$ (Mcleod et al., 2011), seagrass meadows store globally between 11 and 39 Pg of PIC in the top metre of sediment.

Our results show that the PIC stocks of seagrass meadows vary depending on the seagrass genera. Large genera, with larger leaf size and extended leaf life span (Duarte, 1991) were expected to sustain a higher amount of calcareous epiphytes and favour a higher accumulation of PIC. The age of the leaves affects the colonisation of seagrass leaves by epiphytes (including calcareous organisms; Heijs, 1985; Borowitzka et al., 1990; Cebrián et al., 1994), and the mineral load has been found to increase with increasing leaf age (Gacia et al., 2003). The height of the canopy, which correlates with

shoot size, has also been shown to determine the epiphyte biomass and species biodiversity in meadows of *Amphibolis* (Borowitzka et al., 1990). Sedimentation process and particle trapping in a meadow are also linked to canopy height (Gacia et al., 2003) and leaf density (Fonseca and Cahalan, 1992), and therefore PIC sedimentation and retention may be also favoured in seagrass meadows dominated by larger species, where long leaves effectively slow water currents and increase particle settling. In addition, larger seagrass species may favour carbonate precipitation through their metabolic activity as the leaf area index has been seen to be directly related to maximum and range of carbonate saturation state (Ω) values in seagrass meadows (Hendriks et al., 2014). Hence, we expected to find high storage of PIC in the sediment of large seagrass genera. However, some large genera, such as *Posidonia*, did not support particularly large stocks, while some small genera, such as *Halodule*, supported large stocks. The lack of a clear effect of the seagrass genera size could be due to other controlling factors on the precipitation and preservation of carbonate in the sediment at regional and local scales not covered by the current study. These may involve differences in geomorphology, salinity, water depth, tidal and current regimes, nutrient and light availability and CO_2 balance (Lees, 1975) as well as the presence of nearby ecosystems, such as corals in tropical regions, which may act as sources of carbonates to seagrass sediments.

Latitude also influenced the size of the PIC stocks in seagrass sediments, which tended to decrease with increasing latitude, consistent with the higher epiphyte carbonate loads in seagrass leaves in tropical compared to temperate regions (Gacia et al., 2003). This general trend of decline with

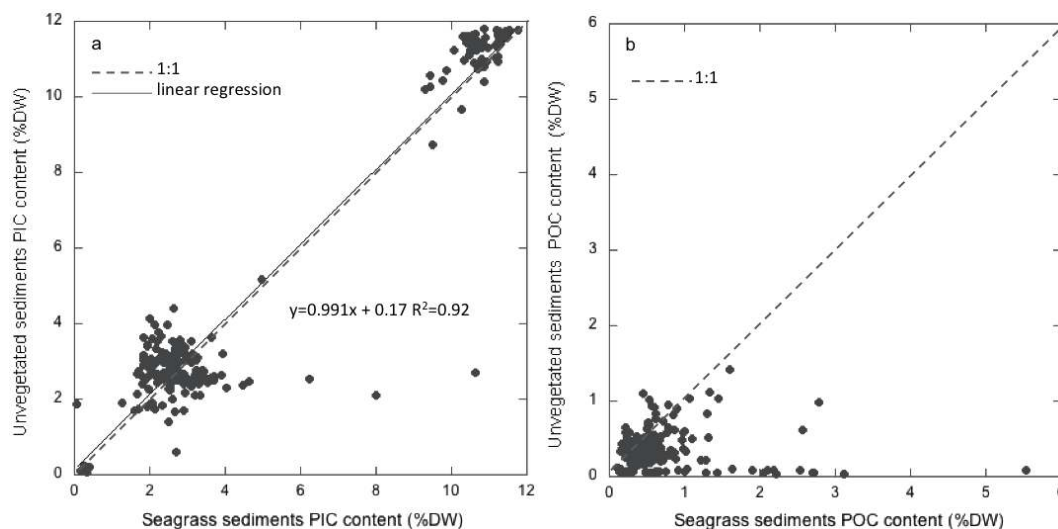


Figure 6. Relationship between (a) PIC content (% DW) in seagrass sediments (x axis) and adjacent un-vegetated sediments (y axis) and (b) POC content (% DW) in seagrass sediments (x axis) and adjacent un-vegetated sediments (y axis). The dashed line shows the 1 : 1 relationship whereas the continuous line in (a) represents the linear regression model between PIC content (% DW) in vegetated patches vs. adjacent un-vegetated patches.

increasing latitude has been observed in other carbonate-intense ecosystems, such as reef-building corals (Veron and Minchin, 1992; Veron, 1995) and encrusting red algae communities, which are more heavily calcified in warm tropical than in cold temperate waters (Lowenstam and Weiner, 1989). The latitudinal distribution of carbonate stocks may be explained by temperature and salinity dependence of the saturation state of carbonate minerals (Ω) (Zeebe and Wolf-Gladrow, 2001). The saturation of calcium carbonate in seawater is mostly dependent on the availability of CO_3^{2-} , as Ca^{2+} concentration is 2 orders of magnitude higher than CO_3^{2-} concentrations (Gattuso et al., 1998). From a thermodynamic perspective, cold and fresh water generally promotes lower Ω saturation states and prevents CaCO_3 precipitation (Mucci, 1983). As both salinity and temperature tend to decrease with increasing latitude, the carbonate saturation state decreases polewards with respect to tropical and temperate waters (Hoegh-Guldberg et al., 2007). Hence, the precipitation of biogenic CaCO_3 is favoured in tropical and subtropical areas compared to temperate regions (Mutti and Hallock, 2003). Discrepancies from the general trend, such as the low carbonate stocks reported in the latitudinal bins 10°S to 20°S are probably explained by local factors that alter the Ω saturation states, such as inputs of fresh water and terrigenous sediments from river discharges in the sites of study (Mellors et al., 2002; Fisher and Sheaves, 2003).

4.2 PIC estimated accumulation rates in seagrass meadows

Our review of the literature indicated that PIC accumulation in seagrass sediments is high and comparable to other

carbonate producing ecosystems. Based on our identified mean PIC concentration of $62.5 \pm 1.7 \text{ mg PIC cm}^{-3}$ in the top 10 cm of seagrass sediments (sites = 385, $n = 802$) and a mean rate of sediment accretion in seagrass meadows of $0.2 \pm 0.04 \text{ cm yr}^{-1}$ (Duarte et al., 2013), we estimate that the PIC accumulation rates in seagrass sediments would average $126.3 \pm 31.05 \text{ g PIC m}^{-2} \text{ yr}^{-1}$. This rate is somewhat below the range of PIC sedimentation rates reported by Garcia et al. (2003) in seagrass meadows of SE Asia, based on direct measures of daily sediment deposition at eight different sites ($145\text{--}9443 \text{ g PIC m}^{-2} \text{ yr}^{-1}$) but higher than the average PIC accumulation rate in sediments of *Posidonia oceanica* meadows ($54.3 \pm 1.9 \text{ g PIC m}^{-2} \text{ yr}^{-1}$) estimated from sediment stock assessment and sediment dating (Serrano et al., 2012). Extrapolation, assuming an estimated range of global area of seagrass meadows between 177 000 and 600 000 km^2 (McLeod et al., 2011), suggests a total accumulation of PIC in seagrass sediments ranging between 22 ± 5 and $76 \pm 19 \text{ Tg PIC yr}^{-1}$. These estimates are subject to uncertainties derived from the high variability in PIC stocks among regions and species, and the absence of estimates on seagrass extent for each region/system considered in this study. Assuming that tropical seagrass represent two-thirds of the total seagrass, PIC accumulation rates can be calculated separately for tropical (17.6 ± 4.5 and $59.7 \pm 15.2 \text{ Tg PIC yr}^{-1}$) and temperate meadows (4.5 ± 1.5 and $15.3 \pm 4.9 \text{ Tg PIC yr}^{-1}$, for the low and high global seagrass area estimates, respectively), yielding a range for global PIC sequestration in seagrass meadows from 22 ± 6 to $75 \pm 20 \text{ Tg PIC yr}^{-1}$, depending on the global seagrass extent considered.

Table 3. Estimated area, and PIC accumulation rates globally (Tg PIC yr^{-1}) and per surface area ($\text{g PIC m}^{-2} \text{yr}^{-1}$) for different carbonate producing ecosystems including the results found for seagrasses in this study and a global estimation considering neritic, slopes, and pelagic areas along with organism-level data.

Ecosystem	Area (10^{12} m^2)	Global (Tg PIC yr^{-1})	Per surface area ($\text{g PIC m}^{-2} \text{yr}^{-1}$)	Reference
Planktonic communities	290	100–132	0.34–0.45	Catubig et al. (1998); Milliman and Droxler (1996)
Coral reefs	0.6	84	140	Milliman and Droxler (1996)
<i>Halimeda</i> bioherms	0.05	20	400	Milliman and Droxler (1996)
Bank/Bays	0.8	24	30	Milliman and Droxler (1996)
Seagrass meadows	0.6–0.177	22–75	126.3	McLeod et al. (2011); This study
Global		1500		Lebrato et al. (2010)

The rates of PIC accumulation estimated in this study, both globally ($22\text{--}75 \text{ Tg PIC yr}^{-1}$) and per surface area ($126.3 \pm 31.05 \text{ g PIC m}^{-2} \text{yr}^{-1}$), highlight the importance of seagrass meadows as major sites for CaCO_3 accumulation and storage in the ocean. The global PIC accumulation rates of seagrasses are substantially lower than in deep oceans by pelagic communities ($100\text{--}132 \text{ Tg PIC yr}^{-1}$) but significantly higher when considering their contribution per surface area ($0.34\text{--}0.45 \text{ g PIC m}^{-2} \text{yr}^{-1}$). Seagrass PIC accumulation rates were comparable to those of coral reefs both globally ($84 \text{ Tg PIC yr}^{-1}$) and per surface area ($140 \text{ g PIC m}^{-2} \text{yr}^{-1}$). Relative to *Halimeda* bioherms ($20 \text{ Tg PIC yr}^{-1}$), seagrass PIC accumulation showed higher global rates but significantly lower rates per surface area ($400 \text{ g PIC m}^{-2} \text{yr}^{-1}$) (Milliman and Droxler, 1996; Catubig et al., 1998; Table 3).

4.3 Implications in the assessment of the CO_2 sink capacity of seagrass meadows

While PIC represents a substantial carbon stock, carbonate precipitation results in a rise of the partial pressure of CO_2 ($p\text{CO}_2$), which, can result in CO_2 supersaturation and release of CO_2 to the atmosphere (Ware et al., 1992). The net release of CO_2 with carbonate deposition is defined by the molar ratio of CO_2 flux : CaCO_3 precipitation (Ψ), which decreases with decreasing temperature while increasing with $p\text{CO}_2$ (Frankignoulle et al., 1994). Ψ varies from 0.63 in surface waters in low to mid-latitudes, where carbonate precipitation takes place, to 0.85 below 500 m depth throughout the ocean, where most dissolution takes place (Smith, 2013). Due to the vertical variation in Ψ , Smith (2013) identified the pelagic carbonate system as a net sink of CO_2 , as most of the surface production ($\Psi = 0.63$) dissolves as it reaches deep waters ($\Psi = 0.85$) compensating for the CO_2 emitted by CaCO_3 precipitation in surface waters. In contrast, carbonate deposition in shallow ecosystems, such as seagrass meadows, would act as a CO_2 source as approximate two-thirds of the CaCO_3 produced in shallow benthic ecosystems accumulates in the sediment, and Ψ has the same value for

CaCO_3 precipitation and dissolution (Milliman and Droxler, 1996; Smith, 2013). Given that seagrass meadows are sites of strong net primary production, any $p\text{CO}_2$ increase due to calcification may be more than compensated for, by organic production. Hence, Ψ has been interpreted to imply a POC : PIC production ratio threshold, with a value of 0.63 equivalent to no net change in $p\text{CO}_2$ and values greater or smaller than this value implying a net sink or source, respectively.

The median POC : PIC ratio of seagrass sediments found in this study was 0.2, independent of depth (median of surface sediments 0.17), well below the POC : PIC ratio threshold of 0.63, with only 18 % of seagrass sediments showing POC : PIC ratios > 0.6 . Following the rationale above and assuming that organic carbon and calcium carbonate accumulate in the sediment in proportion to their production, these results could be interpreted to imply that CO_2 emissions derived from carbonate deposition may offset the CO_2 sink capacity associated with organic carbon burial in seagrass sediments globally, as discussed before for *Posidonia oceanica* in the Mediterranean (Mateo and Serrano, 2012; Serrano et al., 2012). However, such interpretation would be premature. In general terms, the organic and inorganic carbon cycles in the ocean run at very different rates and although organic matter is produced at much faster rates than CaCO_3 , it is also decomposed more rapidly (Smith, 2013). However, the carbonate precipitation in seagrass meadows is intimately regulated by the organic metabolic rates of the ecosystem (Smith and Atkinson, 1983; Barrón et al., 2006; Yates and Halley, 2006; Hendriks et al., 2014), and when both organic and inorganic carbon metabolic pathways have been measured in situ simultaneously, seagrass meadows have been found to be mainly net CO_2 sinks systems at a yearly scale (Barrón et al., 2006), even despite the underestimated net community production (NCP) rates that may result from the use of confined incubation chambers related to photooxidation processes and subsequent CO_2 increase and O_2 decrease during daytime (Champenois and Borges, 2012). In addition to carbon burial, a significant fraction of the net community

production of seagrass, supporting a CO₂ sink, is also exported as DOC and POC (Cebrián et al., 1997; Barrón and Duarte, 2009). Hence, the comparison of sediment standing stocks would reflect only a fraction of the sink capacity of the seagrass ecosystems but not the net effect of the organic and inorganic carbon metabolic pathways on the net CO₂ flux. Therefore, more research, which takes into account both the organic and inorganic carbon cycles associated with these systems, is needed to better assess the role of seagrass ecosystems as carbon sinks or sources.

Understanding the balance between CO₂ emissions from carbonate deposition and CO₂ sequestration from organic carbon storage in seagrass sediments should not only focus on the POC : PIC ratio, but also on resolving how seagrass affects the POC : PIC ratio compared to adjacent un-vegetated sediments. When comparing the carbon content (% DW) between vegetated and adjacent un-vegetated patches, there was no difference in PIC, whereas the POC content was about two-fold larger in vegetated sediments compared to adjacent un-vegetated sediments as previously observed (Duarte et al., 2010; Kennedy et al., 2010). This result indicates that, despite the significant carbonate sediment deposits identified and that seagrasses favour carbonate precipitation and accumulation by epiphytes and other organisms inhabiting the meadow, sediment PIC largely depends on local environmental conditions that control carbonate precipitation and a significant fraction may derive from external sources, such as adjacent carbonate producer systems (corals). As a consequence, the POC : PIC ratio of seagrass sediments (mean ± SE, 0.28 ± 0.06) exceeded that of adjacent un-vegetated sediments (mean ± SE, 0.19 ± 0.040) in 73 % of the meadows examined. Hence, the organic carbon stock present in seagrass sediments would be expected to be reduced by half if seagrass cover was lost, while the inorganic stock would be comparable, thereby confirming the role of seagrass meadows as intense CO₂ sinks. It is important to point out that the rationale above is related to the content (% DW) of both PIC and POC and not to the rate of accumulation, which may be significantly higher in seagrass compared to adjacent sand patches due to autotrophic production and sediment trapping.

In addition there are possible interactions between carbonate and organic carbon deposition that might enhance carbon sequestration in seagrass meadows. One possibility may be that high carbonate deposition rates may promote organic carbon sequestration and storage by enhancing sediment accretion and by rapidly removing organic carbon from surface sediments and away from the oxic zone, thereby enhancing preservation of organic carbon. The accumulation of carbonates in seagrass sediments may also influence below-ground biomass through the stimulation of vertical growth in the sediments, or through alteration of sediment composition and nutrient availability (Short, 1987; Ferdie and Fourqurean, 2004). In fact, Erftemeijer (1994) found higher below-ground biomass in seagrass meadows growing in carbonate sedi-

ments compared to meadows from the same species that develop in terrigenous sediment. Thus, the potentially higher below-ground production in carbonate-rich meadows may enhance organic carbon burial.

4.4 Implications in the role of seagrass meadows as coastal protection

Carbonate stocks represented an average of 51 ± 1 % of the dry weight in the top 10 cm (range 0.2 to 100 %) of the seagrass sediments examined, therefore contributing significantly to the sediment accretion rate and coastal protection from increased sea level rise and storminess with climate change (Duarte et al., 2013). The capacity of seagrass meadows to raise the seafloor at speeds that could match or exceed current sea level rise allows them to remain effective in protecting coastal areas (Duarte et al., 2013). A recent review of coastal ecosystems sediment accretion rates found an average accretion rate of 2 ± 0.4 mm yr⁻¹ for seagrass communities (Duarte et al., 2013; Mazarrasa et al., 2013), highlighting the important role these ecosystems may play in climate adaptation in coastal areas. Carbonate production and accumulation supports about half of this accretion rate.

This study offers the first global compilation of carbonate deposits in seagrass sediments. Despite some limitations in the geographic distribution of the data available, the scarcity of data from adjacent sand patches and the lack of local sediment accretion rates, we identified the significant role of seagrass ecosystems in the carbonate dynamics of coastal areas, with carbonate stocks and rates relevant at the global scale. Carbonate stocks, markedly higher in tropical and subtropical meadows, play a significant role in supporting the accretion rate of seagrass meadows, and while high carbonate deposition lead to CO₂ emissions, the comparison of vegetated vs. adjacent un-vegetated sediments still identifies seagrass meadows as strong CO₂ sinks. In order to increase understanding of the effect of carbonate accumulation in seagrass meadows on the function they play as CO₂ sinks, further investigation is required, especially on the coupling of the organic and inorganic metabolic processes that take place within the meadows.

The Supplement related to this article is available online at doi:10.5194/bg-12-4993-2015-supplement.

Acknowledgements. This study was funded by the EU FP7 project Opera (contract no. 308393), the project EstresX funded by the Spanish Ministry of Economy and Competitiveness (contract no. CTM2012-32603), the CSIRO Marine and Coastal Carbon Biogeochemistry Cluster and the Danish Environmental Protection Agency within the Danish Cooperation for Environment in the Arctic (DANCEA). I. Mazarrasa was supported by a PhD scholarship of the Government of the Balearic Islands (Spain) and The

European Social Founding (ESF), and N. Marbà was partially supported by a Gledden visiting fellowship of The Institute of Advanced Studies UWA. This is contribution no. 734 from the Southeast Environmental Research Center at FIU.

Edited by: G. Herndl

References

- Balch, W. M., Gordon, H. R., Bowler, B. C., Drapeau, D. T., and Booth, E. S. Calcium carbonate measurements in the surface global ocean based on Moderate-Resolution Imaging Spectroradiometer data, *J. Geophys. Res.-Oceans*, 110, 1978–2012, 2005.
- Barrón, C. and Duarte, C. M.: Dissolved organic matter release in a *Posidonia oceanica* meadow, *Mar. Ecol. Prog. Ser.*, 374, 75–84, 2009.
- Barrón, C., Duarte, C. M., Frankignoulle, M., and Borges, A. V. Organic carbon metabolism and carbonate dynamics in a Mediterranean seagrass (*Posidonia oceanica*), meadow, *Estuaries Coasts*, 29, 417–426, 2006.
- Borowitzka, M. A., Lethbridge, R. C., and Charlton, L.: Species richness, spatial distribution and colonisation pattern of algal and invertebrate epiphytes on the seagrass *Amphibolis griffithii*, *Mar. Ecol. Prog. Ser.*, 64, 281–291, 1990.
- Bosence, D. and Wilson, J.: Maerl growth, carbonate production rates and accumulation rates in the NE Atlantic, *Aquat. Conserv.*, 13, S21–S31, 2003.
- Canals, M. and Ballesteros, E.: Production of carbonate particles by phytobenthic communities on the Mallorca-Menorca shelf, northwestern Mediterranean Sea, *Deep Sea Res. Pt. II*, 44, 611–629, 1997.
- Catubig, N. R., Archer, D. E., Francois, R., Demenocal, P., Howard, W., and Yu, E. F.: Global deep-sea burial rate of calcium carbonate during the Last Glacial Maximum, *Paleoceanography*, 13, 298–310, 1998.
- Cebrián, J., Marbà, N., and Duarte, C. M.: Estimating leaf age of the seagrass *Posidonia oceanica* (L.) Delile using the plastochrone interval index, *Aquat. Bot.*, 49, 59–65, 1994.
- Cebrián, J., Duarte, C. M., Marbà, N., and Enriquez, S.: Magnitude and fate of the production of four cooccurring western Mediterranean seagrass species, *Mar. Ecol. Prog. Ser.*, 155, 29–44, 1997.
- Champenois, W. and Borges, A. V.: Seasonal and inter-annual variations of community metabolism rates of a *Posidonia oceanica* seagrass meadow, *Limnol. Oceanogr.*, 57, 347–361, 2012.
- Chauvaud, L., Thompson, J. K., Cloern, J. E., and Thouzeau, G.: Clams as CO₂ generators: The *Potamocorbula amurensis* example in San Francisco Bay., *Limnol. Oceanogr.*, 48, 2086–2092, 2003.
- Chave, K. E., Smith, S. V., and Roy, K. J.: Carbonate production by coral reefs, *Mar. Geol.*, 12, 123–140, 1972.
- De Falco, G., Molinaroli, E., Baroli, M., and Bellacicco, S.: Grain size and compositional trends of sediments from *Posidonia oceanica* meadows to beach shore, Sardinia, western Mediterranean, *Estuar. Coast. Shelf Sci.*, 58, 299–309, 2003.
- Duarte, C. M.: Allometric scaling of seagrass form and productivity, *Mar. Ecol. Prog. Ser.*, 77, 289–300, 1991.
- Duarte, C. M., Marbà, N., Gacia, E., Fourqurean, J. W., Beggins, J., Barrón, C., and Apostolaki, E. T.: Seagrass community metabolism: Assessing the carbon sink capacity of seagrass meadows, *Global Biogeochem. Cy.*, 24, 4, doi:10.1029/2010GB003793, 2010.
- Duarte, C. M., Losada, I. J., Hendriks, I. E., Mazarrasa, I., and Marbà, N.: The role of coastal plant communities for climate change mitigation and adaptation, *Nat. Climate Change*, 3, 961–968, 2013.
- Enriquez, S. and Schubert, N.: Direct contribution of the seagrass *Thalassia testudinum* to lime mud production, *Nat. Commun.*, 5, 1–12, 2014.
- Erfteimeijer, P. L.: Differences in nutrient concentrations and resources between seagrass communities on carbonate and terrigenous sediments in South Sulawesi, Indonesia. *Bull. Mar. Sci.*, 54, 403–419, 1994.
- Fabry, V. J.: Shell growth rates of pteropod and heteropod molluscs and aragonite production in the open ocean: implications for the marine carbonate system, *J. Mar. Res.*, 48, 209–222, 1990.
- Ferdie, M. and Fourqurean, J. W.: Responses of seagrass communities to fertilization along a gradient of relative availability of nitrogen and phosphorus in a carbonate environment, *Limnol. Oceanogr.*, 49, 2082–2094, 2004.
- Fisher, R. and Sheaves, M. J.: Community structure and spatial variability of marine nematodes in tropical Australian pioneer seagrass meadows, *Hydrobiologia*, 495, 143–158, 2003.
- Fonseca, M. S. and Cahalan, J. A.: A preliminary evaluation of wave attenuation by four species of seagrass, *Estuar. Coast. Shelf Sci.*, 35, 565–576, 1992.
- Fourqurean, J. W., Duarte, C. M., Kennedy, H., Marbà, N., Holmer, M., Mateo, M. A., Apostolaki, E. T., Kendrick, G. A., Krause-Jensen, D., McGlathery, K. J., and Serrano, O.: Seagrass ecosystems as a globally significant carbon stock, *Nature Geosci.*, 5, 505–509, 2012.
- Frankignoulle, M., Canon, C., and Gattuso, J. P.: Marine calcification as a source of carbon dioxide: positive feedback of increasing atmospheric CO₂, *Limnol. Oceanogr.*, 39, 458–466, 1994.
- Frankovich, T. A. and Ziemann, J. C.: Total epiphyte and epiphytic carbonate production on *Thalassia testudinum* across Florida Bay, *Bull. Mar. Sci.*, 54, 679–695, 1994.
- Gacia, E., Duarte, C. M., Marbà, N., Terrados, J., Kennedy, H., Fortes, M. D., and Tri, N. H.: Sediment deposition and production in SE-Asia seagrass meadows, *Estuar. Coast. Shelf Sci.*, 56, 909–919, 2003.
- Gattuso, J. P., Frankignoulle, M., and Wollast, R.: Carbon and carbonate metabolism in coastal aquatic ecosystems, *Annu. Rev. Ecol. Evol. Syst.*, 29, 405–434, 1998.
- Heijs, F. M.: The seasonal distribution and community structure of the epiphytic algae on *Thalassia hemprichii* (Ehrenb.) Aschers, from Papua New Guinea, *Aquat. Bot.*, 21, 295–324, 1985.
- Hemminga, M. A. and Duarte, C. M.: *Seagrass ecology*, Cambridge University Press, 298 pp., 2000.
- Hendriks, I. E., Olsen, Y. S., Ramajo, L., Basso, L., Steckbauer, A., Moore, T. S., Howard, J., and Duarte, C. M.: Photosynthetic activity buffers ocean acidification in seagrass meadows, *Biogeochemistry*, 11, 333–346, doi:10.5194/bg-11-333-2014, 2014.
- Hoegh-Guldberg, O., Mumby, P. J., Hooten, A. J., Steneck, R. S., Greenfield, P., Gomez, E., Harvell, C. D., Sale, P. F., Edwards, A. J., Caldeira, K., Knowlton, N., Eakin, C. M., Iglesias-Prieto, R., Muthiga, N., Bradbury, R. H., Dubi, A., and Hatziolos, M. E.:

- Coral reefs under rapid climate change and ocean acidification, *Science*, 318, 1737–1742, 2007.
- Hu, X. and Burdige, D. J.: Enriched stable carbon isotopes in the pore waters of carbonate sediments dominated by seagrasses: Evidence for coupled carbonate dissolution and reprecipitation, *Geochim. Cosmochim. Acta*, 71, 129–144, 2007.
- James, N. P., Bone, Y., Brown, K. M., and Cheshire, A.: Calcareous epiphyte production in cool-water carbonate seagrass depositional environments-southern Australia, *Perspectives in Carbonate Geology*, International Association of Sedimentology Special Publication, 41, 123–148, 2009.
- Jeu de Grissac, A. and Boudouresque, C. F.: Rôles des herbiers de phanérogames marines dans les mouvements des sédiments côtiers: les herbiers à *Posidonia oceanica*, Colloque franco-japonais Oceanographie, Marseille, 16–21 September, 1, 143–151, 1985.
- Kennedy, H., Beggins, J., Duarte, C. M., Fourqurean, J. W., Holmer, M., Marbà, N., and Middelburg, J. J.: Seagrass sediments as a global carbon sink: Isotopic constraints, *Global Biogeochem. Cy.*, 24, 1–8, 2010.
- Langer, M. R., Silk, M. T., and Lipps, J. H.: Global ocean carbonate and carbon dioxide production; the role of reef Foraminifera, *The Journal of Foraminiferal Research*, 27, 271–277, 1997.
- Lavery, P. S., Mateo, M. A., Serrano, O., and Rozaimi, M.: Variability in the carbon storage of seagrass habitats and its implications for global estimates of Blue Carbon ecosystem service, *PLoS ONE*, 8, 9, doi:10.1371/journal.pone.0073748, 2013.
- Lebrato, M., Iglesias-Rodríguez, D., Feely, R. A., Greeley, D., Jones, D. O., Suarez-Bosche, N., and Alker, B.: Global contribution of echinoderms to the marine carbon cycle: CaCO₃ budget and benthic compartments, *Ecol. Monogr.*, 80, 441–467, 2010.
- Lees, A.: Possible influence of salinity and temperature on modern shelf carbonate sedimentation, *Mar. Geol.*, 19, 159–198, 1975.
- Lowenstam, H. A. and Weiner, S.: *On biomineralization*, Oxford University Press, 336 pp., 1989.
- Mateo, M. A. and Serrano, O.: The carbon sink associated to *Posidonia oceanica*, in: *Mediterranean Seagrass Meadows: Resilience and Contribution to Climate Change Mitigation*, edited by: Pergent G., Bazairi H., Bianchi C. N., Boudouresque C. F., Buia M. C., Clabaut P., Harmelin-Vivien M., Mateo M. A., Montefalcone M., Morri C., Orfanidis S., Pergent-Martini C., Semroud R., Serrano O., and Verlaque M., IUCN, Gland, Switzerland and Málaga, Spain, 80 pp., 2012.
- Mazarrasa, I., Marbà, N., Hendriks, I. E., Losada, I. J., and Duarte, C. M.: Estimates of Average Sediment Accretion Rates in Vegetated Coastal Habitats Around the World (Digital CSIC); available at: <http://hdl.handle.net/10261/77396>, 16 February 2015, 2013.
- McLeod, E., Chmura, G. L., Bouillon, S., Salm, R., Björk, M., Duarte, Lovelock, C. E., Schlesinger, W. H., and Silliman, B. R.: A blueprint for blue carbon: toward an improved understanding of the role of vegetated coastal habitats in sequestering CO₂, *Front. Ecol. Environ.*, 9, 552–560, 2011.
- Mellors, J., Marsh, H., Carruthers, T. J. B., and Waycott, M.: Testing the sediment-trapping paradigm of seagrass: Do seagrasses influence nutrient status and sediment structure in tropical intertidal environments?, *Bull. Mar. Sci.*, 71, 1215–1226, 2002.
- Milliman, J.: Production and accumulation of calcium carbonate in the ocean: Budget of a non steady state, *Global Biogeochem. Cy.*, 7, 927–957, 1993.
- Milliman, J. D. and Droxler, A. W.: Neritic and pelagic carbonate sedimentation in the marine environment: ignorance is not bliss, *Geologische Rundschau*, 85, 496–504, 1996.
- Mutti, M. and Hallock, P.: Carbonate systems along nutrient and temperature gradients: some sedimentological and geochemical constraints, *Internat. J. Earth Sci.*, 92, 465–475, 2003.
- Mucci, A.: The solubility of calcite and aragonite in seawater at various salinities, temperatures, and one atmosphere total pressure, *Am. J. Sc.*, 283, 780–799, 1983.
- Perry, C. T. and Beavington-Penney, S. J.: Epiphytic calcium carbonate production and facies development within sub-tropical seagrass beds, Inhaca Island, Mozambique, *Sediment. Geol.*, 174, 161–176, 2005.
- Serrano, O., Mateo, M. A., Renom, P., and Julià, R.: Characterization of soils beneath a *Posidonia oceanica* meadow, *Geoderma*, 185, 26–36, 2012.
- Short, F. T.: Effects of sediment nutrients on seagrasses: literature review and mesocosm experiment, *Aquat. Bot.*, 27, 41–57, 1987.
- Smith, S. V.: Parsing the oceanic calcium carbonate cycle: a net atmospheric carbon dioxide source, or a sink? *Land O e-Books*. Association for the Sciences of Limnology and Oceanography (ASLO) Waco, TX, doi:10.4319/svsmith.2013.978-0-9845591-2-1, 2013.
- Smith, S. V. and Atkinson, M. J.: Mass balance of carbon and phosphorus in Shark Bay, Western Australia, *Limnol. Oceanogr.*, 28, 625–639, 1983.
- Tigny, V., Ozer, A., De Falco, G., Baroli, M., and Djenidi, S.: Relationship between the Evolution of the Shoreline and the *Posidonia oceanica* meadow limit in a Sardinian Coastal Zone, *J. Coas. Res.*, 23, 787–793, 2007.
- Veron, J. E. N.: *Corals in space and time: the biogeography and evolution of the Scleractinia*, Cornell University Press, 321 pp., 1995.
- Veron, J. E. N. and Minchin, P. R.: Correlations between sea surface temperature, circulation patterns and the distribution of hermatypic corals of Japan, *Cont. Shelf Res.*, 12, 835–857, 1992.
- Ware, J. R., Smith, S. V., and Reaka-Kudla, M. L.: Coral reefs: sources or sinks of atmospheric CO₂?, *Coral Reefs*, 11, 127–130, 1992.
- Westbroek, P., Young, J. R., and Linschooten, K.: Coccolith production (biomineralisation) in the marine alga *Emiliania huxleyi*, *J. Protozool.*, 36, 368–373, 1989.
- Wilson, R. W., Millero, F. J., Taylor, J. R., Walsh, P. J., Christensen, V., Jennings, S., and Grosell, M.: Contribution of fish to the marine inorganic carbon cycle, *Science*, 323, 359–362, 2009.
- Yates, K. K. and Halley, R. B.: Diurnal variation in rates of calcification and carbonate sediment dissolution in Florida Bay, *Estuaries Coasts*, 29, 24–39, 2006.
- Zeebe, R. E. and Ridgwell, A.: Past changes of ocean carbonate chemistry, in: *Ocean Acidification*, edited by: Gattuso, J.-P. and Hansson, L., Oxford University Press, 352 pp., 2011.
- Zeebe, R. E. and Wolf-Gladrow, D.: *CO₂ in Seawater: Equilibrium, Kinetics, Isotopes: Equilibrium, Kinetics, Isotopes*, Elsevier Science B.V., The Netherlands, 360 pp., 2001.