

PUBLISHED VERSION

Abramowski, A.;...; Maxted, Nigel Ivan; McComb, T. J. L.;...; Nicholas, Brent Patrick; Niemiec, J.;...; Rowell, Gavin Peter; Rudak, B.;...; ... et al.; H.E.S.S. Collaboration
[Search for a dark matter annihilation signal from the galactic center halo with H.E.S.S.](#)
Physical Review Letters, 2011; 106(16):161301

©2011 American Physical Society

<http://link.aps.org/doi/10.1103/PhysRevLett.106.161301>

PERMISSIONS

<http://publish.aps.org/authors/transfer-of-copyright-agreement>

“The author(s), and in the case of a Work Made For Hire, as defined in the U.S. Copyright Act, 17 U.S.C.

§101, the employer named [below], shall have the following rights (the “Author Rights”):

[...]

3. The right to use all or part of the Article, including the APS-prepared version without revision or modification, on the author(s)' web home page or employer's website and to make copies of all or part of the Article, including the APS-prepared version without revision or modification, for the author(s)' and/or the employer's use for educational or research purposes.”

13th May 2013

<http://hdl.handle.net/2440/69076>

Search for a Dark Matter Annihilation Signal from the Galactic Center Halo with H.E.S.S.

A. Abramowski,¹ F. Acero,² F. Aharonian,^{3,4,5} A. G. Akhperjanian,^{5,6} G. Anton,⁷ A. Barnacka,^{8,9} U. Barres de Almeida,¹⁰ A. R. Bazer-Bachi,¹¹ Y. Becherini,^{12,13} J. Becker,¹⁴ B. Behera,¹⁵ K. Bernlöhr,^{3,16} A. Bochow,³ C. Boisson,¹⁷ J. Bolmont,¹⁸ P. Bordas,¹⁹ V. Borrel,¹¹ J. Brucker,⁷ F. Brun,¹³ P. Brun,⁹ T. Bulik,²⁰ I. Büsching,²¹ S. Carrigan,³ S. Casanova,^{3,14} M. Cerruti,¹⁷ P. M. Chadwick,¹⁰ A. Charbonnier,¹⁸ R. C. G. Chaves,³ A. Cheesebrough,¹⁰ L.-M. Chounet,¹³ A. C. Clapson,³ G. Coignet,²² J. Conrad,²³ M. Dalton,¹⁶ M. K. Daniel,¹⁰ I. D. Davids,²⁴ B. Degrange,¹³ C. Deil,³ H. J. Dickinson,^{10,23} A. Djannati-Ataï,¹² W. Domainko,³ L. O' C. Drury,⁴ F. Dubois,²² G. Dubus,²⁵ J. Dyks,⁸ M. Dyrda,²⁶ K. Egberts,²⁷ P. Eger,⁷ P. Espigat,²⁸ L. Fallon,⁴ C. Farnier,² S. Fegan,¹³ F. Feinstein,² M. V. Fernandes,¹ A. Fiasson,²² G. Fontaine,¹³ A. Förster,³ M. Füßling,¹⁶ Y. A. Gallant,² H. Gast,³ L. Gérard,¹² D. Gerbig,¹⁴ B. Giebels,¹³ J. F. Glicenstein,⁹ B. Glück,⁷ P. Goret,⁹ D. Göring,⁷ J. D. Hague,³ D. Hampf,¹ M. Hauser,¹⁵ S. Heinz,⁷ G. Heinzlmann,¹ G. Henri,²⁵ G. Hermann,³ J. A. Hinton,²⁹ A. Hoffmann,¹⁹ W. Hofmann,³ P. Hofverberg,³ D. Horns,¹ A. Jacholkowska,¹⁸ O. C. de Jager,²¹ C. Jahn,⁷ M. Jamrozny,²⁶ I. Jung,⁷ M. A. Kastendieck,¹ K. Katarzyński,³⁰ U. Katz,⁷ S. Kaufmann,¹⁵ D. Keogh,¹⁰ M. Kerschhaggl,¹⁶ D. Khangulyan,³ B. Khélifi,¹³ D. Klochkov,¹⁹ W. Kluźniak,⁸ T. Kneiske,¹ Nu. Komin,²² K. Kosack,⁹ R. Kossakowski,²² H. Laffon,¹³ G. Lamanna,²² D. Lennarz,³ T. Lohse,¹⁶ A. Lopatin,¹⁹ C.-C. Lu,³ V. Marandon,²⁸ A. Marcowith,² J. Masbou,²² D. Maurin,¹⁸ N. Maxted,³¹ T. J. L. McComb,¹⁰ M. C. Medina,⁹ J. Méhault,² R. Moderski,⁸ E. Moulin,⁹ C. L. Naumann,¹⁸ M. Naumann-Godo,⁹ M. de Naurois,¹³ D. Nedbal,³² D. Nekrassov,^{3,*} N. Nguyen,¹ B. Nicholas,³¹ J. Niemiec,²⁶ S. J. Nolan,¹⁰ S. Ohm,³ J.-F. Olive,¹¹ E. de Oña Wilhelmi,³ B. Opitz,¹ M. Ostrowski,³³ M. Panter,³ M. Paz Arribas,¹⁶ G. Pedalletti,¹⁵ G. Pelletier,²⁵ P.-O. Petrucci,²⁵ S. Pita,¹² G. Pühlhofer,¹⁹ M. Punch,¹² A. Quirrenbach,¹⁵ M. Raue,^{1,3} S. M. Rayner,¹⁰ A. Reimer,²⁷ O. Reimer,²⁷ M. Renaud,² R. de los Reyes,³ F. Rieger,^{3,34} J. Ripken,²³ L. Rob,³² S. Rosier-Lees,²² G. Rowell,³¹ B. Rudak,⁸ C. B. Rulten,¹⁰ J. Ruppel,¹⁴ F. Ryde,³⁵ V. Sahakian,^{6,5} A. Santangelo,¹⁹ R. Schlickeiser,¹⁴ F. M. Schöck,⁷ A. Schönwald,¹⁶ U. Schwanke,¹⁶ S. Schwarzbach,¹⁹ S. Schwemmer,¹⁵ A. Shalchi,¹⁴ M. Sikora,⁸ J. L. Skilton,³⁶ H. Sol,¹⁷ G. Spengler,¹⁶ Ł. Stawarz,³³ R. Steenkamp,²⁴ C. Stegmann,⁷ F. Stinzinger,⁷ I. Sushch,¹⁶ A. Szostek,^{33,25} J.-P. Tavernet,¹⁸ R. Terrier,²⁸ O. Tibolla,³ M. Tluczykont,¹ K. Valerius,⁷ C. van Eldik,^{3,†} G. Vasileiadis,² C. Venter,²¹ J. P. Vialle,²² A. Viana,⁹ P. Vincent,¹⁸ M. Vivier,⁹ H. J. Völk,³ F. Volpe,³ S. Vorobiov,² M. Vorster,²¹ S. J. Wagner,¹⁵ M. Ward,¹⁰ A. Wiercholska,³³ A. Zajczyk,⁸ A. A. Zdziarski,⁸ A. Zech,¹⁷ and H.-S. Zechlin¹

(H.E.S.S. Collaboration)

¹Universität Hamburg, Institut für Experimentalphysik, Luruper Chaussee 149, D 22761 Hamburg, Germany

²Laboratoire de Physique Théorique et Astroparticules, Université Montpellier 2, CNRS/IN2P3, CC 70, Place Eugène Bataillon, F-34095 Montpellier Cedex 5, France

³Max-Planck-Institut für Kernphysik, P.O. Box 103980, D 69029 Heidelberg, Germany

⁴Dublin Institute for Advanced Studies, 31 Fitzwilliam Place, Dublin 2, Ireland

⁵National Academy of Sciences of the Republic of Armenia, Yerevan, Armenia

⁶Yerevan Physics Institute, 2 Alikhanian Brothers St., 375036 Yerevan, Armenia

⁷Universität Erlangen-Nürnberg, Physikalisches Institut, Erwin-Rommel-Str. 1, D 91058 Erlangen, Germany

⁸Nicolaus Copernicus Astronomical Center, ul. Bartycka 18, 00-716 Warsaw, Poland

⁹CEA Saclay, DSM/IRFU, F-91191 Gif-Sur-Yvette Cedex, France

¹⁰University of Durham, Department of Physics, South Road, Durham DH1 3LE, United Kingdom

¹¹Center d'Etude Spatiale des Rayonnements, CNRS/UPS, 9 av. du Colonel Roche, BP 4346, F-31029 Toulouse Cedex 4, France

¹²Astroparticule et Cosmologie (APC), CNRS, Université Paris 7 Denis Diderot,

10, rue Alice Domon et Léonie Duquet, F-75205 Paris Cedex 13, France

¹³Laboratoire Leprince-Ringuet, Ecole Polytechnique, CNRS/IN2P3, F-91128 Palaiseau, France

¹⁴Institut für Theoretische Physik, Lehrstuhl IV: Weltraum und Astrophysik, Ruhr-Universität Bochum, D 44780 Bochum, Germany

¹⁵Landessternwarte, Universität Heidelberg, Königstuhl, D 69117 Heidelberg, Germany

¹⁶Institut für Physik, Humboldt-Universität zu Berlin, Newtonstr. 15, D 12489 Berlin, Germany

¹⁷LUTH, Observatoire de Paris, CNRS, Université Paris Diderot, 5 Place Jules Janssen, 92190 Meudon, France

¹⁸LPNHE, Université Pierre et Marie Curie Paris 6, Université Denis Diderot Paris 7,

CNRS/IN2P3, 4 Place Jussieu, F-75252, Paris Cedex 5, France

¹⁹Institut für Astronomie und Astrophysik, Universität Tübingen, Sand 1, D 72076 Tübingen, Germany

²⁰Astronomical Observatory, The University of Warsaw, Al. Ujazdowskie 4, 00-478 Warsaw, Poland

²¹Unit for Space Physics, North-West University, Potchefstroom 2520, South Africa

²²Laboratoire d'Annecy-le-Vieux de Physique des Particules, Université de Savoie, CNRS/IN2P3, F-74941 Annecy-le-Vieux, France

- ²³Oskar Klein Center, Department of Physics, Stockholm University, Albanova University Center, SE-10691 Stockholm, Sweden
²⁴University of Namibia, Department of Physics, Private Bag 13301, Windhoek, Namibia
²⁵Laboratoire d'Astrophysique de Grenoble, INSU/CNRS, Université Joseph Fourier, BP 53, F-38041 Grenoble Cedex 9, France
²⁶Instytut Fizyki Jądrowej PAN, ul. Radzikowskiego 152, 31-342 Kraków, Poland
²⁷Institut für Astro- und Teilchenphysik, Leopold-Franzens-Universität Innsbruck, A-6020 Innsbruck, Austria
²⁸Astroparticule et Cosmologie (APC), CNRS, Université Paris 7 Denis Diderot, 10, rue Alice Domon et Léonie Duquet, F-75205 Paris Cedex 13, France UMR 7164 (CNRS, Université Paris VII, CEA, Observatoire de Paris)
²⁹Department of Physics and Astronomy, The University of Leicester, University Road, Leicester, LE1 7RH, United Kingdom
³⁰Toruń Center for Astronomy, Nicolaus Copernicus University, ul. Gagarina 11, 87-100 Toruń, Poland
³¹School of Chemistry & Physics, University of Adelaide, Adelaide 5005, Australia
³²Charles University, Faculty of Mathematics and Physics, Institute of Particle and Nuclear Physics, V Holešovičkách 2, 180 00 Prague 8, Czech Republic
³³Obserwatorium Astronomiczne, Uniwersytet Jagielloński, ul. Orła 171, 30-244 Kraków, Poland
³⁴European Associated Laboratory for Gamma-Ray Astronomy, CNRS and MPG
³⁵Oskar Klein Center, Department of Physics, Royal Institute of Technology (KTH), Albanova, SE-10691 Stockholm, Sweden
³⁶School of Physics & Astronomy, University of Leeds, Leeds LS2 9JT, United Kingdom

(Received 4 November 2010; revised manuscript received 12 January 2011; published 18 April 2011)

A search for a very-high-energy (VHE; ≥ 100 GeV) γ -ray signal from self-annihilating particle dark matter (DM) is performed towards a region of projected distance $r \sim 45$ – 150 pc from the Galactic center. The background-subtracted γ -ray spectrum measured with the High Energy Stereoscopic System (H.E.S.S.) γ -ray instrument in the energy range between 300 GeV and 30 TeV shows no hint of a residual γ -ray flux. Assuming conventional Navarro-Frenk-White and Einasto density profiles, limits are derived on the velocity-weighted annihilation cross section $\langle\sigma v\rangle$ as a function of the DM particle mass. These are among the best reported so far for this energy range and in particular differ only little between the chosen density profile parametrizations. In particular, for the DM particle mass of ~ 1 TeV, values for $\langle\sigma v\rangle$ above 3×10^{-25} cm³ s⁻¹ are excluded for the Einasto density profile.

DOI: 10.1103/PhysRevLett.106.161301

PACS numbers: 95.35.+d, 95.85.Pw

Introduction.—The existence of particle dark matter (DM) is a widely accepted astrophysical concept that is used to explain, e.g., the formation of large scale structure during the evolution of the Universe. In the present Universe, galaxies, among others, are believed to be embedded in DM halos, which have density profiles that are much more extended than the profiles of visible matter and also exhibit the highest DM density in their centers (e.g., [1–3]). This fact makes galactic centers promising targets to search for signals from annihilation or decay of hypothetical DM particles. In simulations of cosmological structure formation, cold DM, which, among others, might consist of nonbaryonic, weakly interacting massive particles ($m_\chi \sim 10$ GeV up to a few TeV) [4], is able to reproduce the observed large scale structure of the Universe [2,3]. Such particles are expected to either annihilate or decay into standard model particles, producing, among other particles, photons in the final state. These photons are predicted to exhibit a continuous spectrum and to cover a broad energy range up to the DM mass, with possibly narrow lines from direct $\chi\chi \rightarrow \gamma\gamma/\gamma Z$ annihilations or other spectral features overlaid (see, e.g., [5–7]). Therefore, γ -ray observations, in particular, at very high energies where DM masses of a few 100 GeV and above are probed, are a promising way to detect DM in space and to constrain its particle physics properties.

A successful DM observation strategy has to avoid sky regions with strong astrophysical γ -ray signals, and should focus at the same time on regions with an expectedly large DM density. Besides dwarf galaxies, from which limits on $\langle\sigma v\rangle$ have been derived recently from observations at high (100 MeV–20 GeV) [8,9] and very high energies [10–15], the Galactic center (GC) region is a prime target for DM search, both because of its proximity and its predicted large DM concentration (see, e.g., [1]). As opposed to dwarf galaxies, however, the search for DM induced γ rays in the GC is hampered by a strong astrophysical background. Especially at the very center, there is the compact γ -ray source HESS J1745-290, coincident with the position of the supermassive black hole Sgr A* and a nearby pulsar wind nebula [16–18], which makes the detection of γ rays from DM annihilation difficult [19]. Furthermore, there is a band of diffuse emission along the GC ridge [20], which has already been used to derive upper limits on a DM induced signal [21–23].

The γ -ray flux expected from annihilations of DM particles of mass m_χ is given by the product of the integral J of the squared DM mass density ρ along the line-of-sight, the velocity-weighted annihilation cross section $\langle\sigma v\rangle$, and the average γ -ray spectrum dN/dE_γ produced in a single annihilation event [24]. For a given DM mass and given branching ratios for annihilation into SM particles, the shape of the expected γ -ray spectrum, determined by

dN/dE_γ , can be rather accurately computed, since only SM particle physics processes are involved. Measuring the velocity weighted annihilation cross section $\langle\sigma v\rangle$, however, suffers from large systematic uncertainties on the astrophysical factor J . This is because in most indirect searches the main contribution of the total DM signal arises from the very central region of the object under study, where the DM density profile peaks. In these inner regions, however, the profile is so far only poorly known. In particular, for a Milky-Way sized DM halo, the radial DM density profiles obtained by the Aquarius [2] and Via Lactea II [3] simulations can be described by Einasto and Navarro-Frenk-White (NFW) parametrizations, respectively [25]. These profiles are shown in Fig. 1 as a function of galactocentric distance r . Large differences between both parametrizations occur if they are extrapolated down to the very center of the halo, where the NFW profile is more strongly peaked. At distances >10 pc, however, the difference is merely a factor of 2, allowing one to put limits on $\langle\sigma v\rangle$ which do not depend strongly on the chosen parametrization.

Here we exploit this fact by searching for a very-high-energy (VHE) γ -ray signal from DM annihilation in our own Galaxy, in a region with a projected galactocentric distance of 45 pc–150 pc (corresponding to an angular distance of 0.3° – 1.0°), excluding the Galactic plane. (Here and in the following a distance of the GC to the observer of 8.5 kpc is assumed.) In this way, contamination from γ -ray sources in the region is naturally avoided as well.

Methodology.—The analysis is carried out using 112 h (live time) of GC observations with the H.E.S.S. VHE

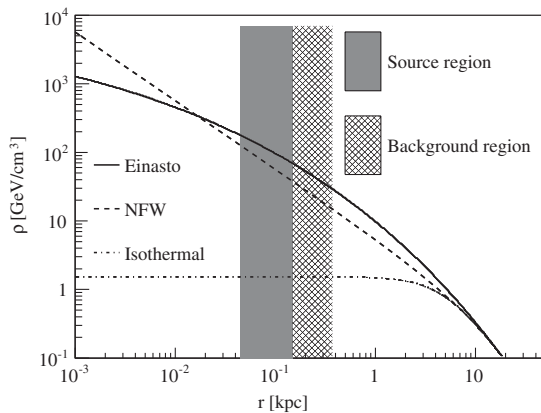


FIG. 1. Comparison of the Galactic DM halo profiles used in this analysis. The parameters for the NFW and Einasto profiles are taken from [25]. An isothermal profile [24], exhibiting a flat DM density out to a galactocentric distance of 1 kpc, is shown for comparison. All profiles are normalized to the local DM density ($\rho_0 = 0.39$ GeV/cm³ [29]) at a distance of 8.5 kpc from the GC). The source region and the region used for background estimation are indicated. Note that the predicted DM density is always larger in the source region, except for the isothermal profile, which is included for completeness.

γ -ray instrument (see [26] and references therein) taken during the years 2004–2008. For minimum energy threshold, only observations with zenith angles smaller than 30° are considered. The mean zenith angle is 14° . To avoid possible systematic effects, pointing positions were chosen fairly symmetrically with regard to the Galactic plane. The mean distance between the pointing position and the GC is 0.7° , with a maximum of 1.5° . Events passing H.E.S.S. standard cuts defined in [26] are selected for analysis. To minimize systematic uncertainties due to reduced γ -ray efficiency at the edges of the $\sim 5^\circ$ diameter field-of-view of H.E.S.S., only events reconstructed within the central 4° are considered. The effective γ -ray collection area of the chosen event selection is $\approx 1.7 \times 10^5$ m² at 1 TeV. The total effective exposure of the utilized data set at 1 TeV amounts to $\approx 2.4 \times 10^7$ m² sr s.

γ rays from DM annihilations are searched for in a circular *source region* of radius $R_{\text{on}} = 1.0^\circ$ centered at the GC. Contamination of the DM signal by local astrophysical γ -ray sources is excluded by restricting the analysis to Galactic latitudes $|b| > 0.3^\circ$, effectively cutting the source region into two segments above and below the Galactic plane (see Fig. 2). Simulations show that both for Einasto and NFW parametrizations the sensitivity varies only within a few percent when varying the source region size in the range $0.8^\circ \leq R_{\text{on}} \leq 1.2^\circ$.

For ground-based VHE γ -ray instruments like H.E.S.S., any γ -ray signal is accompanied by a sizable number of cosmic-ray induced background events, which are subtracted from the source region using control regions in the field-of-view of the observation. Figure 2 visualizes details of the method, which is an evolution of the standard *reflected background* technique [27] adjusted for this particular analysis. By construction, background regions are located further away from the GC than the source region. This is an important aspect, since, unavoidably, a certain amount of DM annihilation events would be recorded in the background regions, too, reducing a potential excess signal obtained in the source region. For the NFW and Einasto profiles, the expected DM annihilation flux is thus smaller in the background regions than in the source region (cf. Figure 1), making the measurement of a residual annihilation flux possible. Note, however, that for an isothermal halo profile, the signal would be completely subtracted. As far as the background from Galactic diffuse emission is concerned, its predicted flux [28] is significantly below the current analysis sensitivity; thus, its contribution is not further considered in the analysis. In any case, since its intensity is believed to drop as a function of Galactic latitude, γ rays from Galactic diffuse emission would be part of a potential signal, and therefore lead to more conservative results for the upper limits derived in this analysis.

Results.—Using zenith angle-, energy- and offset-dependent effective collection areas from γ -ray

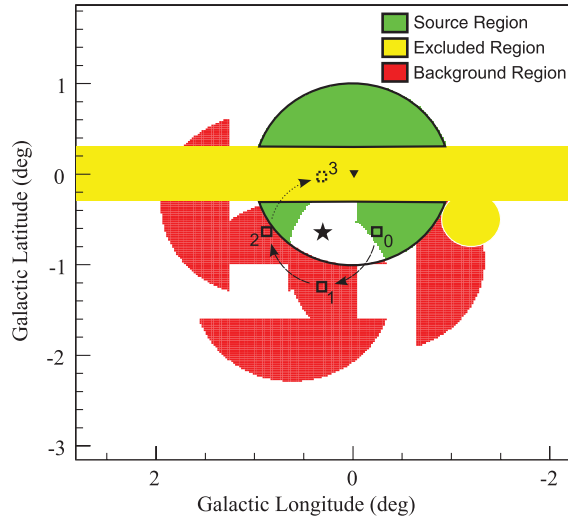


FIG. 2 (color). Illustration of the cosmic-ray background subtraction technique for a telescope pointing position below the Galactic plane (depicted by the star). Note that this is only one of the several different pointing positions of the data set. The DM source region is the green area inside the black contours, centered on the GC (black triangle). Yellow regions are excluded from the analysis because of contamination by astrophysical sources. Corresponding areas for background estimation (red regions) are constructed by rotating individual pixels of size $0.02^\circ \times 0.02^\circ$ of the source region around the pointing position by 90° , 180° , and 270° . This choice guarantees similar γ -ray detection efficiency in both the source and background regions. As an example, pixels labeled 1 and 2 serve as background control regions for pixel 0. Pixel 3 is not considered for background estimation because it is located in an excluded region. Pixels in the source region, for which no background pixels can be constructed, are not considered in the analysis for this particular pointing position and are left blank.

simulations, flux spectra shown in Fig. 3 are calculated from the number of events recorded in the source and background regions. [The background spectrum is rescaled by the ratio of the areas covered by source and background regions (cf. also [27]).] It should be stressed that these spectra consist of γ -ray-like cosmic-ray background events. Both source and background spectra agree well within the errors, resulting in a null measurement for a potential DM annihilation signal, from which upper limits on $\langle\sigma v\rangle$ can be determined.

The mean astrophysical factors \bar{J}_{src} and \bar{J}_{bg} are calculated for the source and background regions, respectively. The density profiles are normalized to the local DM density $\rho_0 = 0.39 \text{ GeV/cm}^3$ [29]. Assuming an Einasto profile, $\bar{J}_{\text{src}} = 3142 \times \rho_E^2 \times d_E$ and $\bar{J}_{\text{bg}} = 1535 \times \rho_E^2 \times d_E$, where $\rho_E = 0.3 \text{ GeV/cm}^3$ is the conventional value for the local DM density and $d_E = 8.5 \text{ kpc}$ the distance of Earth to the GC. For a NFW profile, $\bar{J}_{\text{src}} = 1604 \times \rho_E^2 \times d_E$ and $\bar{J}_{\text{bg}} = 697 \times \rho_E^2 \times d_E$ are obtained. This means that for an assumed Einasto (NFW) profile, background subtraction reduces the excess DM annihilation flux in the

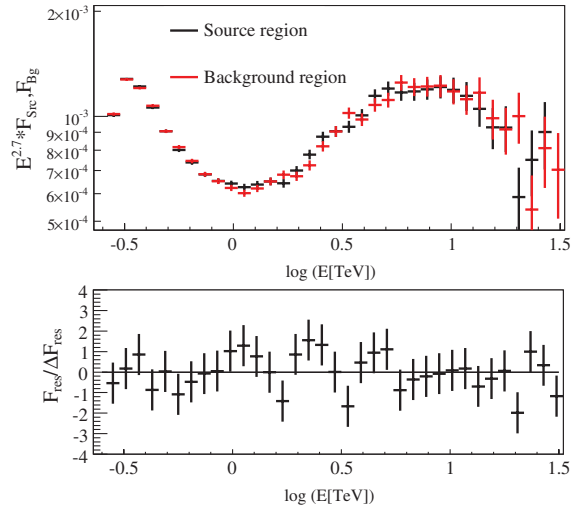


FIG. 3 (color). Top panel: Reconstructed differential flux $F_{\text{Src/Bg}}$, weighted with $E^{2.7}$ for better visibility, obtained for the source and background regions as defined in the text. The units are $\text{TeV}^{1.7} \text{ m}^{-2} \text{ s}^{-1} \text{ sr}^{-1}$. Because of an energy-dependent selection efficiency and the use of effective areas obtained from γ -ray simulations, the reconstructed spectra are modified compared to the cosmic-ray power-law spectrum measured on Earth. Bottom panel: Flux residua $F_{\text{res}}/\Delta F_{\text{res}}$, where $F_{\text{res}} = F_{\text{Src}} - F_{\text{Bg}}$ and ΔF_{res} is the statistical error on F_{res} . The residual flux is compatible with a null measurement. Comparable null residuals are obtained when varying the radius of the source region, subdividing the data set into different time periods or observation positions, or analyzing each half of the source region separately.

source region by 49% (43%), which is taken into account in the upper limit calculation.

Under the assumption that DM particles annihilate into quark-antiquark pairs and using a generic parametrization for a continuum spectrum of γ rays created during the subsequent hadronization [30,31], limits on $\langle\sigma v\rangle$ as a function of the DM particle mass are calculated for both density profiles (see Fig. 4). These limits are among the most sensitive so far at very high energies, and in particular are the best for the Einasto density profile, for which at $\sim 1 \text{ TeV}$ values for $\langle\sigma v\rangle$ above $3 \times 10^{-25} \text{ cm}^3 \text{ s}^{-1}$ are excluded. As expected from the astrophysical factors, the limits for the Einasto profile are better by a factor of 2 compared to those for the NFW profile. Still, the current limits are 1 order of magnitude above the region of the parameter space where supersymmetric models provide a viable DM candidate (see Fig. 4). Apart from the assumed density parametrizations and the shape of the γ -ray annihilation spectrum, the limits might shift by 30% due to the uncertainty on the absolute flux measurement [26]. Additionally, the uncertainty of 15% on the absolute energy scale might not only shift the DM particle mass scale by this amount, but also the limits up (down) by $\approx 30\%$ if the γ -ray energy is overall under- (over)estimated.

Summary.—A search for a VHE γ -ray signal from DM annihilations was conducted using H.E.S.S. data from the

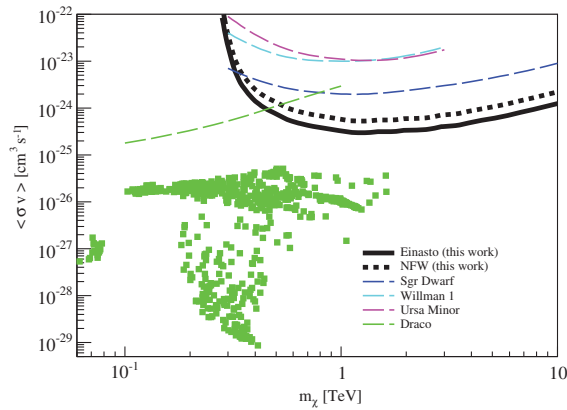


FIG. 4 (color). Upper limits (at 95% CL) on the velocity-weighted annihilation cross section $\langle\sigma v\rangle$ as a function of the DM particle mass m_χ for the Einasto and NFW density profiles. The best sensitivity is achieved at $m_\chi \sim 1$ TeV. For comparison, the best limits derived from observations of dwarf galaxies at very high energies, i.e., Sgr Dwarf [10], Willman 1, Ursa Minor [15], and Draco [9], using in all cases NFW shaped DM profiles, are shown. Similar to the sky region investigated in the presented analysis, dwarf galaxies are objects free of astrophysical background sources. The green points represent DARKSUSY models [32], which are in agreement with WMAP and collider constraints and were obtained with a random scan of the mSUGRA parameter space using the following parameter ranges: $10 \text{ GeV} < M_0 < 1000 \text{ GeV}$, $10 \text{ GeV} < M_{1/2} < 1000 \text{ GeV}$, $A_0 = 0$, $0 < \tan\beta < 60$, $\text{sgn}(\mu) = \pm 1$.

GC region. A circular region of radius 1° centered at the GC was chosen for the search, and contamination by astrophysical γ -ray sources along the Galactic plane was excluded. An optimized background subtraction technique was developed and applied to extract the γ -ray spectrum from the source region. The analysis resulted in the determination of stringent upper limits on the velocity-weighted DM annihilation cross section $\langle\sigma v\rangle$, being among the best so far at very high energies. At the same time, the limits do not differ strongly between NFW and Einasto parametrizations of the DM density profile of the Milky Way.

The support of the Namibian authorities and of the University of Namibia in facilitating the construction and operation of H.E.S.S. is gratefully acknowledged, as is the support by the German Ministry for Education and Research (BMBF), the Max Planck Society, the French Ministry for Research, the CNRS-IN2P3 and the Astroparticle Interdisciplinary Programme of the CNRS, the U.K. Science and Technology Facilities Council (STFC), the IPNP of the Charles University, the Polish Ministry of Science and Higher Education, the South African Department of Science and Technology and National Research Foundation, and by the University of Namibia. We appreciate the excellent work of the technical support staff in Berlin, Durham, Hamburg, Heidelberg, Palaiseau, Paris, Saclay, and in Namibia in the construction and operation of the equipment. U. Barres de Almeida is

supported by CAPES Foundation, Ministry of Education of Brazil. I. Sushch is supported by Erasmus Mundus, External Cooperation Window. Ecole Polytechnique is unité mixte de recherche UMR7164 (CNRS, Université Paris VII, CEA, Observatoire de Paris).

*Daniil.Nekrassov@mpi-hd.mpg.de

†Christopher.van.Eldik@mpi-hd.mpg.de

- [1] J. F. Navarro *et al.*, *Astrophys. J.* **462**, 563 (1996).
- [2] V. Springel *et al.*, *Nature (London)* **456**, 73 (2008).
- [3] J. Diemand *et al.*, *Nature (London)* **454**, 735 (2008).
- [4] K. Griest, *Phys. Rev. D* **38**, 2357 (1988).
- [5] M. Srednicki, S. Theisen, and J. Silk, *Phys. Rev. Lett.* **56**, 263 (1986).
- [6] L. Bergström and H. Snellman, *Phys. Rev. D* **37**, 3737 (1988).
- [7] T. Bringmann *et al.*, *J. High Energy Phys.* **1** (2008) 049.
- [8] P. Scott *et al.*, *J. Cosmol. Astropart. Phys.* **1** (2010) 031.
- [9] A. A. Abdo *et al.* (Fermi LAT Collaboration), *Astrophys. J.* **712**, 147 (2010).
- [10] F. Aharonian *et al.* (H.E.S.S. Collaboration), *Astropart. Phys.* **29**, 55 (2008).
- [11] M. Wood *et al.*, *Astrophys. J.* **678**, 594 (2008).
- [12] F. Aharonian *et al.* (H.E.S.S. Collaboration), *Astropart. Phys.* **33**, 274 (2010).
- [13] J. Albert *et al.*, *Astrophys. J.* **679**, 428 (2008).
- [14] F. Aharonian *et al.* (H.E.S.S. Collaboration), *Astrophys. J.* **691**, 175 (2009).
- [15] V. A. Acciari *et al.*, *Astrophys. J.* **720**, 1174 (2010).
- [16] F. Aharonian *et al.* (H.E.S.S. Collaboration), *Astron. Astrophys.* **425**, L13 (2004).
- [17] F. Aharonian *et al.* (H.E.S.S. Collaboration), *Astron. Astrophys.* **503**, 817 (2009).
- [18] F. Acero *et al.* (H.E.S.S. Collaboration), *Mon. Not. R. Astron. Soc.* **402**, 1877 (2010).
- [19] F. Aharonian *et al.* (H.E.S.S. Collaboration), *Phys. Rev. Lett.* **97**, 221102 (2006).
- [20] F. Aharonian *et al.* (H.E.S.S. Collaboration), *Nature (London)* **439**, 695 (2006).
- [21] R. M. Crocker *et al.*, *Phys. Rev. D* **81**, 063516 (2010).
- [22] G. Bertone *et al.*, *J. Cosmol. Astropart. Phys.* **3** (2009) 009.
- [23] P. Meade *et al.*, *Nucl. Phys. B* **831**, 178 (2010).
- [24] G. Bertone *et al.*, *Phys. Rep.* **405**, 279 (2005).
- [25] L. Pieri *et al.*, *Phys. Rev. D* **83**, 023518 (2011).
- [26] F. Aharonian *et al.* (H.E.S.S. Collaboration), *Astron. Astrophys.* **457**, 899 (2006).
- [27] D. Berge *et al.*, *Astron. Astrophys.* **466**, 1219 (2007).
- [28] A. W. Strong *et al.*, *AIP Conf. Proc.* **745**, 585 (2005).
- [29] R. Catena and P. Ullio, *J. Cosmol. Astropart. Phys.* **8** (2010) 004.
- [30] A. Tasitsiomi and A. V. Olinto, *Phys. Rev. D* **66**, 083006 (2002).
- [31] C. T. Hill, D. N. Schramm, and T. P. Walker, *Phys. Rev. D* **36**, 1007 (1987).
- [32] P. Gondolo *et al.*, *J. Cosmol. Astropart. Phys.* **7** (2004) 008.