



## UvA-DARE (Digital Academic Repository)

### Searches for neutral Higgs bosons in extended models

Abdallah (et al.), J.; Blom, H.M.; Kluit, P.M.; Ferreira-Montenegro, J.; Mulders, M.P.; Reid, D.W.; Timmermans, J.J.M.; van Dam, P.H.A.

**DOI**

[10.1140/epjc/s2004-02011-4](https://doi.org/10.1140/epjc/s2004-02011-4)

**Publication date**

2004

**Published in**

European Physical Journal C

[Link to publication](#)

**Citation for published version (APA):**

Abdallah (et al.), J., Blom, H. M., Kluit, P. M., Ferreira-Montenegro, J., Mulders, M. P., Reid, D. W., Timmermans, J. J. M., & van Dam, P. H. A. (2004). Searches for neutral Higgs bosons in extended models. *European Physical Journal C*, 38, 1-28.  
<https://doi.org/10.1140/epjc/s2004-02011-4>

**General rights**

It is not permitted to download or to forward/distribute the text or part of it without the consent of the author(s) and/or copyright holder(s), other than for strictly personal, individual use, unless the work is under an open content license (like Creative Commons).

**Disclaimer/Complaints regulations**

If you believe that digital publication of certain material infringes any of your rights or (privacy) interests, please let the Library know, stating your reasons. In case of a legitimate complaint, the Library will make the material inaccessible and/or remove it from the website. Please Ask the Library: <https://uba.uva.nl/en/contact>, or a letter to: Library of the University of Amsterdam, Secretariat, Singel 425, 1012 WP Amsterdam, The Netherlands. You will be contacted as soon as possible.

## Searches for neutral Higgs bosons in extended models

The DELPHI Collaboration

J. Abdallah<sup>25</sup>, P. Abreu<sup>22</sup>, W. Adam<sup>51</sup>, P. Adzic<sup>11</sup>, T. Albrecht<sup>17</sup>, T. Alderweireld<sup>2</sup>, R. Alemany-Fernandez<sup>8</sup>, T. Allmendinger<sup>17</sup>, P.P. Allport<sup>23</sup>, U. Amaldi<sup>29</sup>, N. Amapane<sup>45</sup>, S. Amato<sup>48</sup>, E. Anashkin<sup>36</sup>, A. Andreazza<sup>28</sup>, S. Andringa<sup>22</sup>, N. Anjos<sup>22</sup>, P. Antilogus<sup>25</sup>, W.-D. Apel<sup>17</sup>, Y. Arnaud<sup>14</sup>, S. Ask<sup>26</sup>, B. Asman<sup>44</sup>, J.E. Augustin<sup>25</sup>, A. Augustinus<sup>8</sup>, P. Baillon<sup>8</sup>, A. Ballestrero<sup>46</sup>, P. Bambade<sup>20</sup>, R. Barbier<sup>27</sup>, D. Bardin<sup>16</sup>, G.J. Barker<sup>17</sup>, A. Baroncelli<sup>39</sup>, M. Battaglia<sup>8</sup>, M. Baubillier<sup>25</sup>, K.-H. Becks<sup>53</sup>, M. Begalli<sup>6</sup>, A. Behrmann<sup>53</sup>, E. Ben-Haim<sup>20</sup>, N. Benekos<sup>32</sup>, A. Benvenuti<sup>5</sup>, C. Berat<sup>14</sup>, M. Berggren<sup>25</sup>, L. Berntzon<sup>44</sup>, D. Bertrand<sup>2</sup>, M. Besancon<sup>40</sup>, N. Besson<sup>40</sup>, D. Bloch<sup>9</sup>, M. Blom<sup>31</sup>, M. Bluj<sup>52</sup>, M. Bonesini<sup>29</sup>, M. Boonekamp<sup>40</sup>, P.S.L. Booth<sup>23</sup>, G. Borisov<sup>21</sup>, O. Botner<sup>49</sup>, B. Bouquet<sup>20</sup>, T.J.V. Bowcock<sup>23</sup>, I. Boyko<sup>16</sup>, M. Bracko<sup>43</sup>, R. Brenner<sup>49</sup>, E. Brodet<sup>35</sup>, P. Bruckman<sup>18</sup>, J.M. Brunet<sup>7</sup>, L. Bugge<sup>33</sup>, P. Buschmann<sup>53</sup>, M. Calvi<sup>29</sup>, T. Camporesi<sup>8</sup>, V. Canale<sup>38</sup>, F. Carena<sup>8</sup>, N. Castro<sup>22</sup>, F. Cavallo<sup>5</sup>, M. Chapkin<sup>42</sup>, Ph. Charpentier<sup>8</sup>, P. Checchia<sup>36</sup>, R. Chierici<sup>8</sup>, P. Chliapnikov<sup>42</sup>, J. Chudoba<sup>8</sup>, S.U. Chung<sup>8</sup>, K. Cieslik<sup>18</sup>, P. Collins<sup>8</sup>, R. Contri<sup>13</sup>, G. Cosme<sup>20</sup>, F. Cossutti<sup>47</sup>, M.J. Costa<sup>50</sup>, D. Crennell<sup>37</sup>, J. Cuevas<sup>34</sup>, J. D'Hondt<sup>2</sup>, J. Dalmau<sup>44</sup>, T. da Silva<sup>48</sup>, W. Da Silva<sup>25</sup>, G. Della Ricca<sup>47</sup>, A. De Angelis<sup>47</sup>, W. De Boer<sup>17</sup>, C. De Clercq<sup>2</sup>, B. De Lotto<sup>47</sup>, N. De Maria<sup>45</sup>, A. De Min<sup>36</sup>, L. de Paula<sup>48</sup>, L. Di Ciaccio<sup>38</sup>, A. Di Simone<sup>39</sup>, K. Doroba<sup>52</sup>, J. Drees<sup>53,8</sup>, M. Dris<sup>32</sup>, G. Eigen<sup>4</sup>, T. Ekelof<sup>49</sup>, M. Ellert<sup>49</sup>, M. Elsing<sup>8</sup>, M.C. Espirito Santo<sup>22</sup>, G. Fanourakis<sup>11</sup>, D. Fassouliotis<sup>11,3</sup>, M. Feindt<sup>17</sup>, J. Fernandez<sup>41</sup>, A. Ferrer<sup>50</sup>, F. Ferro<sup>13</sup>, U. Flagmeyer<sup>53</sup>, H. Foeth<sup>8</sup>, E. Fokitis<sup>32</sup>, F. Fulda-Quenzer<sup>20</sup>, J. Fuster<sup>50</sup>, M. Gandelman<sup>48</sup>, C. Garcia<sup>50</sup>, Ph. Gavillet<sup>8</sup>, E. Gaziz<sup>32</sup>, R. Gokiel<sup>8,52</sup>, B. Golob<sup>43</sup>, G. Gomez-Ceballos<sup>41</sup>, P. Goncalves<sup>22</sup>, E. Graziani<sup>39</sup>, G. Grosdidier<sup>20</sup>, K. Grzelak<sup>52</sup>, J. Guy<sup>37</sup>, C. Haag<sup>17</sup>, A. Hallgren<sup>49</sup>, K. Hamacher<sup>53</sup>, K. Hamilton<sup>35</sup>, S. Haug<sup>33</sup>, F. Hauler<sup>17</sup>, V. Hedberg<sup>26</sup>, M. Hennecke<sup>17</sup>, H. Herr<sup>8</sup>, J. Hoffman<sup>52</sup>, S.-O. Holmgren<sup>44</sup>, P.J. Holt<sup>8</sup>, M.A. Houlden<sup>23</sup>, K. Hultqvist<sup>44</sup>, J.N. Jackson<sup>23</sup>, G. Jarlskog<sup>26</sup>, P. Jarry<sup>40</sup>, D. Jeans<sup>35</sup>, E.K. Johansson<sup>44</sup>, P.D. Johansson<sup>44</sup>, P. Jonsson<sup>27</sup>, C. Joram<sup>8</sup>, L. Jungermann<sup>17</sup>, F. Kapusta<sup>25</sup>, S. Katsanevas<sup>27</sup>, E. Katsoufis<sup>32</sup>, G. Kernel<sup>43</sup>, B.P. Kersevan<sup>8,43</sup>, U. Kerzel<sup>17</sup>, A. Kiiskinen<sup>15</sup>, B.T. King<sup>23</sup>, N.J. Kjaer<sup>8</sup>, P. Kluit<sup>31</sup>, P. Kokkinias<sup>11</sup>, C. Kourkouvelis<sup>3</sup>, O. Kouznetsov<sup>16</sup>, Z. Krumstein<sup>16</sup>, M. Kucharczyk<sup>18</sup>, J. Lamsa<sup>1</sup>, G. Leder<sup>51</sup>, F. Ledroit<sup>14</sup>, L. Leinonen<sup>44</sup>, R. Leitner<sup>30</sup>, J. Lemonne<sup>2</sup>, V. Lepeltier<sup>20</sup>, T. Lesiak<sup>18</sup>, W. Liebig<sup>53</sup>, D. Liko<sup>51</sup>, A. Lipniacka<sup>44</sup>, J.H. Lopes<sup>48</sup>, J.M. Lopez<sup>34</sup>, D. Loukas<sup>11</sup>, P. Lutz<sup>40</sup>, L. Lyons<sup>35</sup>, J. MacNaughton<sup>51</sup>, A. Malek<sup>53</sup>, S. Maltezos<sup>32</sup>, F. Mandl<sup>51</sup>, J. Marco<sup>41</sup>, R. Marco<sup>41</sup>, B. Marechal<sup>48</sup>, M. Margoni<sup>36</sup>, J.-C. Marin<sup>8</sup>, C. Mariotti<sup>8</sup>, A. Markou<sup>11</sup>, C. Martinez-Rivero<sup>41</sup>, J. Masik<sup>12</sup>, N. Mastroiannopoulos<sup>11</sup>, F. Matorras<sup>41</sup>, C. Matteuzzi<sup>29</sup>, F. Mazzucato<sup>36</sup>, M. Mazzucato<sup>36</sup>, R. Mc Nulty<sup>23</sup>, C. Meroni<sup>28</sup>, E. Migliore<sup>45</sup>, W. Mitaroff<sup>51</sup>, U. Mjoernmark<sup>26</sup>, T. Moa<sup>44</sup>, M. Moch<sup>17</sup>, K. Moenig<sup>8,10</sup>, R. Monge<sup>13</sup>, J. Montenegro<sup>31</sup>, D. Moraes<sup>48</sup>, S. Moreno<sup>22</sup>, P. Morettini<sup>13</sup>, U. Mueller<sup>53</sup>, K. Muenich<sup>53</sup>, M. Mulders<sup>31</sup>, L. Mundim<sup>6</sup>, W. Murray<sup>37</sup>, B. Muryn<sup>19</sup>, G. Myatt<sup>35</sup>, T. Myklebust<sup>33</sup>, M. Nassiakou<sup>11</sup>, F. Navarra<sup>5</sup>, K. Nawrocki<sup>52</sup>, R. Nicolaidou<sup>40</sup>, M. Nikolenko<sup>16,9</sup>, A. Oblakowska-Mucha<sup>19</sup>, V. Obraztsov<sup>42</sup>, A. Olshevski<sup>16</sup>, A. Onofre<sup>22</sup>, R. Orava<sup>15</sup>, K. Osterberg<sup>15</sup>, A. Ouraou<sup>40</sup>, A. Oyanguren<sup>50</sup>, M. Paganoni<sup>29</sup>, S. Paiano<sup>5</sup>, J.P. Palacios<sup>23</sup>, H. Palka<sup>18</sup>, Th.D. Papadopoulou<sup>32</sup>, L. Pape<sup>8</sup>, C. Parkes<sup>24</sup>, F. Parodi<sup>13</sup>, U. Parzefall<sup>8</sup>, A. Passeri<sup>39</sup>, O. Passon<sup>53</sup>, L. Peralta<sup>22</sup>, V. Perepelitsa<sup>50</sup>, A. Perrotta<sup>5</sup>, A. Petrolini<sup>13</sup>, J. Piedra<sup>41</sup>, L. Pieri<sup>39</sup>, F. Pierre<sup>40</sup>, M. Pimenta<sup>22</sup>, E. Piotto<sup>8</sup>, T. Podobnik<sup>43</sup>, V. Poireau<sup>8</sup>, M.E. Pol<sup>6</sup>, G. Polok<sup>18</sup>, V. Pozdniakov<sup>16</sup>, N. Pukhaeva<sup>2,16</sup>, A. Pullia<sup>29</sup>, J. Rames<sup>12</sup>, A. Read<sup>33</sup>, P. Rebecchi<sup>8</sup>, J. Rehn<sup>17</sup>, D. Reid<sup>31</sup>, R. Reinhardt<sup>53</sup>, P. Renton<sup>35</sup>, F. Richard<sup>20</sup>, J. Ridky<sup>12</sup>, M. Rivero<sup>41</sup>, D. Rodriguez<sup>41</sup>, A. Romero<sup>45</sup>, P. Ronchese<sup>36</sup>, P. Roudeau<sup>20</sup>, T. Rovelli<sup>5</sup>, V. Ruhlmann-Kleider<sup>40</sup>, D. Ryabtchikov<sup>42</sup>, A. Sadovsky<sup>16</sup>, L. Salmi<sup>15</sup>, J. Salt<sup>50</sup>, C. Sander<sup>17</sup>, A. Savoy-Navarro<sup>25</sup>, U. Schwickerath<sup>8</sup>, A. Segar<sup>35</sup>, R. Sekulin<sup>37</sup>, M. Siebel<sup>53</sup>, A. Sisakian<sup>16</sup>, G. Smadja<sup>27</sup>, O. Smirnova<sup>26</sup>, A. Sokolov<sup>42</sup>, A. Sopczak<sup>21</sup>, R. Sosnowski<sup>52</sup>, T. Spassov<sup>8</sup>, M. Stanitzki<sup>17</sup>, A. Stocchi<sup>20</sup>, J. Strauss<sup>51</sup>, B. Stugu<sup>4</sup>, M. Szczekowski<sup>52</sup>, M. Szeptycka<sup>52</sup>, T. Szumlak<sup>19</sup>, T. Tabarelli<sup>29</sup>, A.C. Taffard<sup>23</sup>, F. Tegenfeldt<sup>49</sup>, J. Timmermans<sup>31</sup>, L. Tkatchev<sup>16</sup>, M. Tobin<sup>23</sup>, S. Todorovova<sup>12</sup>, B. Tome<sup>22</sup>, A. Tonazzo<sup>29</sup>, P. Tortosa<sup>50</sup>, P. Travnicek<sup>12</sup>, D. Treille<sup>8</sup>, G. Tristram<sup>7</sup>, M. Trochimczuk<sup>52</sup>, C. Troncon<sup>28</sup>, M.-L. Turluer<sup>40</sup>, I.A. Tyapkin<sup>16</sup>, P. Tyapkin<sup>16</sup>, S. Tzamarias<sup>11</sup>, V. Uvarov<sup>42</sup>, G. Valenti<sup>5</sup>, P. Van Dam<sup>31</sup>, J. Van Eldik<sup>8</sup>, A. Van Lysebetten<sup>2</sup>, N. van Remortel<sup>2</sup>, I. Van Vulpen<sup>8</sup>, G. Vegni<sup>28</sup>, F. Veloso<sup>22</sup>, W. Venus<sup>37</sup>, P. Verdier<sup>27</sup>, V. Verzi<sup>38</sup>, D. Vilanova<sup>40</sup>, L. Vitale<sup>47</sup>, V. Vrba<sup>12</sup>, H. Wahlen<sup>53</sup>, A.J. Washbrook<sup>23</sup>, C. Weiser<sup>17</sup>, D. Wicke<sup>8</sup>, J. Wickens<sup>2</sup>, G. Wilkinson<sup>35</sup>, M. Winter<sup>9</sup>, M. Witek<sup>18</sup>, O. Yushchenko<sup>42</sup>, A. Zalewska<sup>18</sup>, P. Zalewski<sup>52</sup>, D. Zavrtnik<sup>43</sup>, V. Zhuravlov<sup>16</sup>, N.I. Zimin<sup>16</sup>, A. Zintchenko<sup>16</sup>, M. Zupan<sup>11</sup>

- <sup>1</sup> Department of Physics and Astronomy, Iowa State University, Ames IA 50011-3160, USA
- <sup>2</sup> Physics Department, Universiteit Antwerpen, Universiteitsplein 1, 2610 Antwerpen, Belgium  
and IIHE, ULB-VUB, Pleinlaan 2, 1050 Brussels, Belgium  
and Faculté des Sciences, Univ. de l'Etat Mons, Av. Maistriau 19, 7000 Mons, Belgium
- <sup>3</sup> Physics Laboratory, University of Athens, Solonos Str. 104, -10680 Athens, Greece
- <sup>4</sup> Department of Physics, University of Bergen, Allégaten 55, 5007 Bergen, Norway
- <sup>5</sup> Dipartimento di Fisica, Università di Bologna and INFN, Via Irnerio 46, 40126 Bologna, Italy
- <sup>6</sup> Centro Brasileiro de Pesquisas Físicas, rua Xavier Sigaud 150, 22290 Rio de Janeiro, Brazil  
and Depto. de Física, Pont. Univ. Católica, C.P. 38071 22453 Rio de Janeiro, Brazil  
and Inst. de Física, Univ. Estadual do Rio de Janeiro, rua São Francisco Xavier 524, Rio de Janeiro, Brazil
- <sup>7</sup> Collège de France, Lab. de Physique Corpusculaire, IN2P3-CNRS, 75231 Paris Cedex 05, France
- <sup>8</sup> CERN, 1211 Geneva 23, Switzerland
- <sup>9</sup> Institut de Recherches Subatomiques, IN2P3 - CNRS/ULP - BP20, 67037 Strasbourg Cedex, France
- <sup>10</sup> Now at DESY-Zeuthen, Platanenallee 6, 15735 Zeuthen, Germany
- <sup>11</sup> Institute of Nuclear Physics, N.C.S.R. Demokritos, P.O. Box 60228, 15310 Athens, Greece
- <sup>12</sup> FZU, Inst. of Phys. of the C.A.S. High Energy Physics Division, Na Slovance 2, 180 40, Praha 8, Czech Republic
- <sup>13</sup> Dipartimento di Fisica, Università di Genova and INFN, Via Dodecaneso 33, 16146 Genova, Italy
- <sup>14</sup> Institut des Sciences Nucléaires, IN2P3-CNRS, Université de Grenoble 1, 38026 Grenoble Cedex, France
- <sup>15</sup> Helsinki Institute of Physics, P.O. Box 64, 00014 University of Helsinki, Finland
- <sup>16</sup> Joint Institute for Nuclear Research, Dubna, Head Post Office, P.O. Box 79, 101 000 Moscow, Russian Federation
- <sup>17</sup> Institut für Experimentelle Kernphysik, Universität Karlsruhe, Postfach 6980, 76128 Karlsruhe, Germany
- <sup>18</sup> Institute of Nuclear Physics PAN, Ul. Radzikowskiego 152, 31142 Krakow, Poland
- <sup>19</sup> Faculty of Physics and Nuclear Techniques, University of Mining and Metallurgy, 30055 Krakow, Poland
- <sup>20</sup> Université de Paris-Sud, Lab. de l'Accélérateur Linéaire, IN2P3-CNRS, Bât. 200, 91405 Orsay Cedex, France
- <sup>21</sup> School of Physics and Chemistry, University of Lancaster, Lancaster LA1 4YB, UK
- <sup>22</sup> LIP, IST, FCUL – Av. Elias Garcia, 14-1º, 1000 Lisboa Codex, Portugal
- <sup>23</sup> Department of Physics, University of Liverpool, P.O. Box 147, Liverpool L69 3BX, UK
- <sup>24</sup> Dept. of Physics and Astronomy, Kelvin Building, University of Glasgow, Glasgow G12 8QQ
- <sup>25</sup> LPNHE, IN2P3-CNRS, Univ. Paris VI et VII, Tour 33 (RdC), 4 place Jussieu, 75252 Paris Cedex 05, France
- <sup>26</sup> Department of Physics, University of Lund, Sölvegatan 14, 223 63 Lund, Sweden
- <sup>27</sup> Université Claude Bernard de Lyon, IPNL, IN2P3-CNRS, 69622 Villeurbanne Cedex, France
- <sup>28</sup> Dipartimento di Fisica, Università di Milano and INFN-MILANO, Via Celoria 16, 20133 Milan, Italy
- <sup>29</sup> Dipartimento di Fisica, Univ. di Milano-Bicocca and INFN-MILANO, Piazza della Scienza 2, 20126 Milan, Italy
- <sup>30</sup> IPNP of MFF, Charles Univ., Areal MFF, V Holesovickach 2, 180 00, Praha 8, Czech Republic
- <sup>31</sup> NIKHEF, Postbus 41882, 1009 DB Amsterdam, The Netherlands
- <sup>32</sup> National Technical University, Physics Department, Zografou Campus, 15773 Athens, Greece
- <sup>33</sup> Physics Department, University of Oslo, Blindern, 0316 Oslo, Norway
- <sup>34</sup> Dpto. Física, Univ. Oviedo, Avda. Calvo Sotelo s/n, 33007 Oviedo, Spain
- <sup>35</sup> Department of Physics, University of Oxford, Keble Road, Oxford OX1 3RH, UK
- <sup>36</sup> Dipartimento di Fisica, Università di Padova and INFN, Via Marzolo 8, 35131 Padua, Italy
- <sup>37</sup> Rutherford Appleton Laboratory, Chilton, Didcot OX11 0QX, UK
- <sup>38</sup> Dipartimento di Fisica, Università di Roma II and INFN, Tor Vergata, 00173 Rome, Italy
- <sup>39</sup> Dipartimento di Fisica, Università di Roma III and INFN, Via della Vasca Navale 84, 00146 Rome, Italy
- <sup>40</sup> DAPNIA/Service de Physique des Particules, CEA-Saclay, 91191 Gif-sur-Yvette Cedex, France
- <sup>41</sup> Instituto de Física de Cantabria (CSIC-UC), Avda. los Castros s/n, 39006 Santander, Spain
- <sup>42</sup> Inst. for High Energy Physics, Serpukov P.O. Box 35, Protvino, (Moscow Region), Russian Federation
- <sup>43</sup> J. Stefan Institute, Jamova 39, 1000 Ljubljana, Slovenia and Laboratory for Astroparticle Physics,  
Nova Gorica Polytechnic, Kostanjevska 16a, 5000 Nova Gorica, Slovenia,  
and Department of Physics, University of Ljubljana, 1000 Ljubljana, Slovenia
- <sup>44</sup> Fysikum, Stockholm University, Box 6730, 113 85 Stockholm, Sweden
- <sup>45</sup> Dipartimento di Fisica Sperimentale, Università di Torino and INFN, Via P. Giuria 1, 10125 Turin, Italy
- <sup>46</sup> INFN, Sezione di Torino, and Dipartimento di Fisica Teorica, Università di Torino, Via P. Giuria 1,  
10125 Turin, Italy
- <sup>47</sup> Dipartimento di Fisica, Università di Trieste and INFN, Via A. Valerio 2, 34127 Trieste, Italy  
and Istituto di Fisica, Università di Udine, 33100 Udine, Italy
- <sup>48</sup> Univ. Federal do Rio de Janeiro, C.P. 68528 Cidade Univ., Ilha do Fundão 21945-970 Rio de Janeiro, Brazil
- <sup>49</sup> Department of Radiation Sciences, University of Uppsala, P.O. Box 535, 751 21 Uppsala, Sweden
- <sup>50</sup> IFIC, Valencia-CSIC, and D.F.A.M.N., U. de Valencia, Avda. Dr. Moliner 50, 46100 Burjassot (Valencia), Spain
- <sup>51</sup> Institut für Hochenergiephysik, Österr. Akad. d. Wissensch., Nikolsdorfergasse 18, 1050 Vienna, Austria
- <sup>52</sup> Inst. Nuclear Studies and University of Warsaw, Ul. Hoza 69, 00681 Warsaw, Poland
- <sup>53</sup> Fachbereich Physik, University of Wuppertal, Postfach 100 127, 42097 Wuppertal, Germany

Received: 26 October 2003 / Revised version: 1 September 2004 /  
Published online: 28 October 2004 – © Springer-Verlag / Società Italiana di Fisica 2004

**Abstract.** Searches for neutral Higgs bosons produced at LEP in association with Z bosons, in pairs and in the Yukawa process are presented in this paper. Higgs boson decays into b quarks,  $\tau$  leptons, or other Higgs bosons are considered, giving rise to four-b, four-b+jets, six-b and four- $\tau$  final states, as well as mixed modes with b quarks and  $\tau$  leptons. The whole mass domain kinematically accessible at LEP in these topologies is searched. The analysed data set covers both the LEP1 and LEP2 energy ranges and exploits most of the luminosity recorded by the DELPHI experiment. No convincing evidence for a signal is found, and results are presented in the form of mass-dependent upper bounds on coupling factors (in units of model-independent reference cross-sections) for all processes, allowing interpretation of the data in a large class of models.

## 1 Introduction

As is well known, the Standard Model of electroweak interactions describes the available data with considerable accuracy, only lacking evidence for the Higgs boson as confirmation of its scalar sector [1].

A number of extensions to the scalar sector of the Standard Model allow the current level of agreement between prediction and measurement to be preserved. Beyond the simplest one-doublet scalar sector of the Standard Model, any model with arbitrary numbers of Higgs doublets and singlets will satisfy the above conditions, in particular concerning the relation between the electroweak gauge boson masses and the  $SU(2)\times U(1)$  mixing angle. To satisfy the constraint given by the apparent weakness of flavour-changing neutral currents, it is generally imposed in addition that every fermion couples to at most one Higgs doublet [2].

Within this framework, the simplest extensions of the Standard Model are the so-called Two-Higgs Doublet Models (2HDM), of which various types exist, depending on the choice of the scalar couplings to fermions. The first type assumes that one doublet only couples to fermions while the other one couples to gauge bosons. At LEP2, the resulting final states include decays of the lightest Higgs boson into photon pairs, which are studied in [3]. The second and most studied type assumes that one doublet couples to the up-type fermions (neutrinos and the u, c, t quarks) while the other one couples to down-type fermions (charged leptons and the d, s and b quarks). Depending on the mixing of the two doublets, the dominant decays of the lightest Higgs boson will be either c quarks and/or gluons (these final states are searched for in [4]), or b quarks and  $\tau$  leptons. This last case is the focus of this work.

There is a third possible choice of couplings, in which one Higgs doublet couples to leptons only, while the other couples to quarks. In this case, the dominant Higgs boson decay modes may be leptonic, leading, when Higgs bosons are produced in pairs or radiated off primary  $\tau$  leptons, to the striking four- $\tau$  final state.

This paper presents searches for final states occurring in the scenarios described above, when Higgs bosons are produced through the Yukawa process, in pairs, or in association with Z bosons. The first section of this work introduces our conventions, describes the data sets and

some aspects common to all analyses. Section 2 describes searches for the Yukawa process in LEP1 data; the four-b, four- $\tau$ , and  $b\bar{b}\tau^+\tau^-$  final states are addressed. The searches for final states with at least four b quarks or  $\tau$  leptons at LEP2 are described in Sect. 3. In all final states, the Higgs boson mass domain is explored from threshold to the kinematic limit. Our results are summarized in Sect. 4, and include a reinterpretation of the DELPHI Standard Model Higgs boson search [5], constraining the hZ process, when h decays into b quark or  $\tau$  lepton pairs. Section 5 concludes the paper.

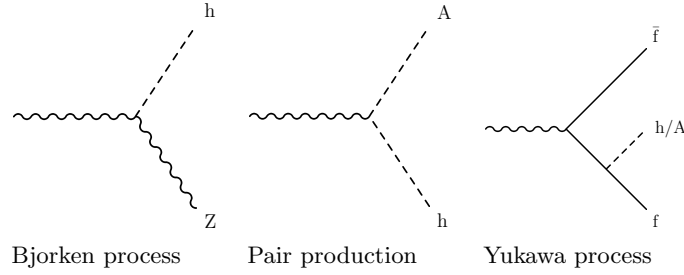
Neutral Higgs bosons beyond the Standard Model have also been searched for by the other LEP Collaborations [6]. The present paper considers additional final states (i.e. the four- $\tau$  final state, in Higgs boson pair production and in the Yukawa process), and revisits more usual final states by extending the searched mass range.

### 1.1 Signals considered in this paper

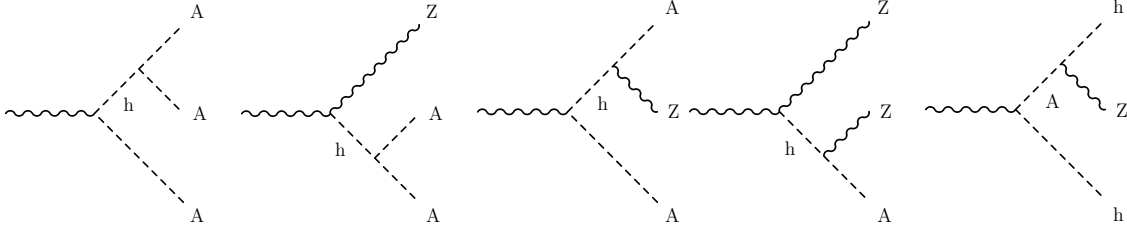
The extension of the Standard Model Higgs sector by at least one doublet significantly enriches its phenomenology. The Higgs boson spectrum consists of a number of CP-even Higgs bosons (denoted h), CP-odd Higgs bosons (A) and pairs of charged scalars  $H^\pm$ . Neutral Higgs boson production mechanisms at LEP are the Bjorken process ( $e^+e^- \rightarrow hZ$ ), pair production ( $e^+e^- \rightarrow hA$ ) and Yukawa radiation off heavy fermions ( $e^+e^- \rightarrow f\bar{f}h$  and  $e^+e^- \rightarrow f\bar{f}A$ ). The cross-sections of the first two, gauge-mediated processes are (up to kinematic factors) bounded by the Standard Model hZ cross-section; mixing of Higgs doublets induces partial or total suppression with respect to this reference. The third, fermion-mediated process can be significantly enhanced compared to the Standard Model  $f\bar{f}h$  cross-section, which is too low to be observed at LEP. Diagrams of these processes are displayed in Fig. 1.

Depending on their mass hierarchy, there are a number of production and decay chains involving Higgs bosons (see also Fig. 2):

1.  $e^+e^- \rightarrow hA \rightarrow (AA)A$  and  $e^+e^- \rightarrow hZ \rightarrow (AA)Z$  when  $m_h > 2m_A$ ;
2.  $e^+e^- \rightarrow hA \rightarrow (AZ)A$  and  $e^+e^- \rightarrow hZ \rightarrow (AZ)Z$  when  $m_h > m_Z + m_A$ ;
3.  $e^+e^- \rightarrow hA \rightarrow h(hZ)$  when  $m_A > m_Z + m_h$ .



**Fig. 1.** Higgs boson production processes at LEP



**Fig. 2.** Non-fermionic Higgs boson decay modes

Among these, only processes 1 and 3 are explicitly studied here. Note however that the  $h(hZ)$  and the  $(AZ)A$  processes involve exactly the same vertices, which means that all distributions are expected to be similar if  $m_h$  and  $m_A$  are exchanged; as a consequence, our  $h(hZ)$  results will be directly translated to the  $(AZ)A$  case with swapped  $h$  and  $A$  masses. On the other hand, the  $(AZ)Z$  process is of very small relevance to LEP, since given the available centre-of-mass energies and the presence of two  $Z$  bosons in the final states, the open mass domain for  $h$  and  $A$  is very small.

We limit our analysis to decays of the lighter Higgs boson into  $b$  quarks or  $\tau$  leptons, and only the dominant hadronic  $Z$  decays are considered. We take the threshold of Higgs boson decays to  $b$  quarks to be  $12 \text{ GeV}/c^2$ , which slightly exceeds twice the mass of the lightest  $B$  mesons. If, due to strong interaction corrections, this threshold appears to be higher, it is enough to truncate our results at the relevant Higgs boson mass values.

Further details of the phenomenology (explicit expressions for production rates and branching fractions) are model dependent (see for example [7] for descriptions). It is however important to note that extensions of the Higgs sector beyond two doublets do not increase the list of available final states. We therefore choose the universal approach to extract, for each process and as a function of the Higgs boson masses, upper bounds on the production cross-section times the branching fraction into the considered final state. These bounds will be expressed in terms of reference cross-sections, defined below for the three primary processes.

Any final state initiated by  $e^+e^- \rightarrow hZ$  is conveniently expressed in terms of the Standard Model  $hZ$  cross-section (we use the computation from [8]) and suppression factors arising from mixing of the Higgs doublets and branching fractions (hereafter denoted  $R$  and  $BR$ , respectively). Given what is said above, we have:

$$\begin{aligned} \sigma_{hZ \rightarrow b\bar{b}Z} &= \sigma_{hZ}^{\text{SM}} \times R_{hZ} \times \text{BR}(h \rightarrow b\bar{b}) \\ &\equiv \sigma_{hZ}^{\text{SM}} \times C_{Z(h \rightarrow b\bar{b})}^2; \\ \sigma_{hZ \rightarrow \tau^+\tau^-Z} &= \sigma_{hZ}^{\text{SM}} \times R_{hZ} \times \text{BR}(h \rightarrow \tau^+\tau^-) \\ &\equiv \sigma_{hZ}^{\text{SM}} \times C_{Z(h \rightarrow \tau\tau)}^2; \\ \sigma_{(AA)Z \rightarrow 4b+\text{jets}} &= \sigma_{hZ}^{\text{SM}} \times \text{BR}(Z \rightarrow \text{hadrons}) \times R_{hZ} \\ &\quad \times \text{BR}(h \rightarrow AA) \times \text{BR}^2(A \rightarrow b\bar{b}) \\ &\equiv \sigma_{hZ}^{\text{SM}} \times \text{BR}(Z \rightarrow \text{hadrons}) \times C_{Z(AA \rightarrow 4b)}^2. \end{aligned}$$

In the particular case of the 2HDM of type II, characterized by two mixing angles  $\alpha, \beta$  and the two Higgs doublets coupling to the up- and down-type fermions respectively, we would have  $R_{hZ} = \sin^2(\alpha - \beta)$ ,  $\Gamma(h \rightarrow b\bar{b}, \tau^+\tau^-) \propto |\sin\alpha/\cos\beta|^2$ , and  $\Gamma(A \rightarrow b\bar{b}) \propto \tan^2\beta$ . The factorization of the cross-section into a reference cross-section and a term  $C^2$  containing all details about the Higgs sector is general. Our results will be expressed in terms of  $C_{Z(h \rightarrow b\bar{b})}^2$ ,  $C_{Z(h \rightarrow \tau\tau)}^2$ , and  $C_{Z(AA \rightarrow 4b)}^2$ <sup>1</sup>.

The reference cross-section for  $e^+e^- \rightarrow hA$  is obtained by computing this process in the absence of any mixing in the Higgs sector (using HZHA [9]), and depends only on electroweak constants and the  $h$  and  $A$  Higgs boson masses. It is thus well-suited to express our results in a general way. The processes that interest us are:

$$\begin{aligned} \sigma_{hA \rightarrow 4f} &= \sigma_{hA}^{\text{ref}} \times R_{hA} \times \text{BR}(h \rightarrow f\bar{f}) \times \text{BR}(A \rightarrow f\bar{f}) \\ &\equiv \sigma_{hA}^{\text{ref}} \times C_{hA \rightarrow 4f}^2; \\ \sigma_{(AA)A \rightarrow 6b} &= \sigma_{hA}^{\text{ref}} \times R_{hA} \times \text{BR}(h \rightarrow AA) \\ &\quad \times \text{BR}^3(A \rightarrow b\bar{b}) \\ &\equiv \sigma_{hA}^{\text{ref}} \times C_{hA \rightarrow 6b}^2; \end{aligned}$$

<sup>1</sup> To keep the notation compact, we drop the distinction between particle and anti-particle in the expressions of the  $C^2$  factors.

$$\begin{aligned}\sigma_{h(hZ)\rightarrow 4b+\text{jets}} &= \sigma_{hA}^{\text{ref}} \times R_{hA} \times \text{BR}(A \rightarrow hZ) \\ &\quad \times \text{BR}^2(h \rightarrow b\bar{b}) \times \text{BR}(Z \rightarrow \text{hadrons}) \\ &\equiv \sigma_{hA}^{\text{ref}} \times \text{BR}(Z \rightarrow \text{hadrons}) \times C_{Z(hh\rightarrow 4b)}^2;\end{aligned}$$

where f stands for b or  $\tau$ . In the 2HDM, we would have  $R_{hA} = \cos^2(\alpha - \beta)$ . Our upper bounds will be set on  $C_{hA\rightarrow 4b}^2$ ,  $C_{hA\rightarrow 4\tau}^2$ ,  $C_{hA\rightarrow 6b}^2$ , and  $C_{Z(hh\rightarrow 4b)}^2$ .

Reference cross-sections for the Yukawa process are obtained in a similar way. The Standard Model  $e^+e^- \rightarrow f\bar{f}h$  ( $f=b,\tau$ ) cross-section is used for h production. Computing this cross-section with a suitable (pseudo-scalar)  $f\bar{f}A$  vertex gives the reference for A production (both cross-sections are taken from [10]). We obtain:

$$\begin{aligned}\sigma_{b\bar{b}h\rightarrow 4b} &= \sigma_{b\bar{b}h}^{\text{SM}} \times R_{b\bar{b}h} \times \text{BR}(h \rightarrow b\bar{b}) \\ &\equiv \sigma_{b\bar{b}h}^{\text{SM}} \times C_{b\bar{b}(h\rightarrow b\bar{b})}^2; \\ \sigma_{b\bar{b}h\rightarrow b\bar{b}\tau^+\tau^-} &= \sigma_{b\bar{b}h}^{\text{SM}} \times R_{b\bar{b}h} \times \text{BR}(h \rightarrow \tau^+\tau^-) \\ &\equiv \sigma_{b\bar{b}h}^{\text{SM}} \times C_{b\bar{b}(h\rightarrow \tau\tau)}^2; \\ \sigma_{\tau^+\tau^-h\rightarrow 4\tau} &= \sigma_{\tau^+\tau^-h}^{\text{SM}} \times R_{\tau^+\tau^-h} \times \text{BR}(h \rightarrow \tau^+\tau^-) \\ &\equiv \sigma_{\tau^+\tau^-h}^{\text{SM}} \times C_{\tau\tau(h\rightarrow \tau\tau)}^2;\end{aligned}$$

and similar expressions for Yukawa production of A bosons. Again  $C_{b\bar{b}(h\rightarrow b\bar{b})}^2$ ,  $C_{b\bar{b}(h\rightarrow \tau\tau)}^2$ ,  $C_{\tau\tau(h\rightarrow \tau\tau)}^2$  and the similar expressions for A contain all terms specific to the Higgs sector under consideration. In 2HDM(II), the vertex enhancement factors  $R_{b\bar{b}h}$  and  $R_{b\bar{b}A}$  are  $|\sin\alpha/\cos\beta|^2$  and  $\tan^2\beta$ , respectively. Note that since the Z couples much more strongly to b quarks than to  $\tau$  leptons, the  $b\bar{b}(h,A \rightarrow \tau^+\tau^-)$  process always has larger cross-section than the mirror  $\tau^+\tau^-(h,A \rightarrow b\bar{b})$  process. This last process is not considered.

For the hZ and hA initiated processes, the  $C^2$  factors are always products of rotation matrix elements and branching ratios, and therefore always satisfy  $C^2 < 1$ . The Yukawa processes may have  $C^2 > 1$  as well, as illustrated by the 2HDM(II) example above.

Our results may be interpreted in a large number of models and situations. Results on the decay  $h \rightarrow AA$  can be applied to  $H \rightarrow hh$  as well, provided this last channel is open. In the case of CP violation in the Higgs sector, pair production of the two lightest Higgs bosons  $h_1$  and  $h_2$  is different from the CP-conserving  $e^+e^- \rightarrow hA$  only by an additional form factor that can be absorbed in  $R_{hA}$ . Similarly, CP-violating Yukawa production of the lightest Higgs boson,  $e^+e^- \rightarrow f\bar{f}h_1$ , can always be written as a weighted sum of the CP-conserving  $f\bar{f}h$  and  $f\bar{f}A$  cross-sections [11], and can be bounded from below:

$$\begin{aligned}\sigma_{f\bar{f}h_1} &= \frac{R_{f\bar{f}h_1}^S}{R_{f\bar{f}h}} \times \sigma_{f\bar{f}h} + \frac{R_{f\bar{f}h_1}^P}{R_{f\bar{f}A}} \times \sigma_{f\bar{f}A} \\ &> \left( \frac{R_{f\bar{f}h_1}^S}{R_{f\bar{f}h}} + \frac{R_{f\bar{f}h_1}^P}{R_{f\bar{f}A}} \right) \times \min(\sigma_{f\bar{f}h}, \sigma_{f\bar{f}A}) \\ &\equiv R_{f\bar{f}h_1} \times \min(\sigma_{f\bar{f}h}, \sigma_{f\bar{f}A}),\end{aligned}$$

where  $R_{f\bar{f}h_1}^S$  and  $R_{f\bar{f}h_1}^P$  are scalar and pseudoscalar effective couplings of the lightest Higgs boson to the primary

fermion, and  $R_{f\bar{f}h}$  and  $R_{f\bar{f}A}$  are defined above; therefore, comparing a CP-violating model prediction for  $e^+e^- \rightarrow f\bar{f}h_1$  (summarized in  $R_{f\bar{f}h_1}$ , and taking branching fractions into account) to our weakest exclusion among the corresponding  $e^+e^- \rightarrow f\bar{f}h$  and  $f\bar{f}A$  processes always yields a conservative answer.

On the contrary, our results on  $e^+e^- \rightarrow hZ$  do assume standard quantum numbers for the Higgs boson, as a non-standard Higgs boson parity would imply different polarization of the associated Z particle, and hence different polar angle distributions for the final bosons. The signal selection efficiency is thus affected, and our results in this domain should be used with care.

The results also apply to the production of non-Higgs scalar particles. The cross-sections and the analyses presented here however assume that the produced scalars have negligible width (less than 1 GeV).

## 1.2 Data samples and simulation

The data used in this analysis amount to 79.4 pb<sup>-1</sup> collected by DELPHI at LEP1, in 1994 and 1995, and 611.2 pb<sup>-1</sup> collected at the highest LEP2 energies in the years 1998 to 2000. The subsamples and corresponding centre-of-mass energies are listed in Table 1.

A detailed description of the DELPHI detector layout and performance can be found in [12]. The data analysed in this paper were taken in optimal conditions up to the last period of the year 2000, when DELPHI was affected by the failure of one of the twelve sectors of its main tracking device, the Time Projection Chamber (TPC). The tracking algorithm was adapted, and tracks crossing the flawed region were recovered with the silicon Vertex Detector, the Inner Detector, and the Outer Detector. This modification was fully incorporated in the physics events simulation [5].

Large Monte Carlo samples of background and signal events have been produced using the PYTHIA[13], KK2f[14], EXCALIBUR[15], WPHACT[16] and HZHA event generators. The size of the two-quark (QCD) and four-fermion Standard Model background samples represent about 50 times the luminosity collected at LEP2, and two to five times the luminosity collected at LEP1.

Yukawa events were simulated on the Z resonance with a generator based on [10]. The h and A bosons were radiated off primary  $\tau$  leptons and b quarks, and decayed into  $\tau$  lepton or b quark pairs. The signal samples contain 10000 events each, with Higgs boson mass values ranging from threshold up to 50 GeV/c<sup>2</sup>.

**Table 1.** Centre-of-mass energies and corresponding luminosities used in the analysis. The first and second number for the year 2000 correspond to the luminosity recorded before and after the failure of one TPC sector, respectively

year	1998		1999			2000
$\sqrt{s}$ (GeV)	189	192	196	200	202	202 to 208
$\mathcal{L}$ (pb <sup>-1</sup> )	158.0	25.9	76.9	84.2	41.1	164.1 + 61.0

The available indirect Higgs boson decay channels were simulated for the LEP2 analyses.  $(AA)A \rightarrow 6b$  events were simulated with  $m_A$  between 12 and 50  $\text{GeV}/c^2$  and  $m_h$  between 30 and 170  $\text{GeV}/c^2$ ;  $(AA)Z \rightarrow (4b)q\bar{q}$  events were simulated with  $m_A$  between 12 and 50  $\text{GeV}/c^2$  and  $m_h$  between 30 and 105  $\text{GeV}/c^2$ ;  $h(hZ) \rightarrow b\bar{b}(b\bar{b}q\bar{q})$  events were simulated with  $m_h$  between 12 and 30  $\text{GeV}/c^2$  and  $m_A$  from 110 to 170  $\text{GeV}/c^2$ . The direct decay processes  $hA \rightarrow 4\tau$  and  $hA \rightarrow 4b$  were simulated over the whole kinematically allowed mass range.

The LEP2 background events were simulated at all centre-of-mass energies listed in Table 1. The LEP2 signal events were generated at  $\sqrt{s} = 200$   $\text{GeV}$ , in mass steps of 5  $\text{GeV}/c^2$  close to the decay thresholds, and 10  $\text{GeV}/c^2$  elsewhere. Dedicated samples for systematic uncertainty evaluation were generated at all LEP2 centre-of-mass energies, for a reduced number of mass points. All LEP2 signal samples contain 2000 events.

All generated events used PYTHIA for decay and hadronization and were processed through the detailed DELPHI simulation program [17].

### 1.3 Methods common to all analyses

Unless stated otherwise, charged particles are selected if their momentum is greater than 100  $\text{MeV}/c$ , and if their measured distance to the interaction point is less than 4 cm in the transverse plane, and less than 4  $\text{cm}/\sin\theta$  along the beam direction, where  $\theta$  is the particle polar angle. Neutral particles are defined as calorimetric clusters not associated to tracks, and are selected if their measured energy is larger than 200  $\text{MeV}$  in the electromagnetic calorimeter, or larger than 300  $\text{MeV}$  in the hadron calorimeter.

The analyses described below select  $\tau$  particles, and the selection criteria rely partly on the identification of their leptonic decay products. Muons are identified in the muon chambers, where signals coincide with the extrapolation of tracks measured in the central detectors. Muons are also characterized by energy deposits in the hadron calorimeter, compatible with minimum-ionizing particles. Electrons are identified mainly by energy loss measurements in the TPC, shower profile variables in the electromagnetic calorimeter, and by comparing the measured track momentum and associated calorimeter energy. In the analyses searching for  $\tau$ 's at LEP1, the DELPHI standard identification tag is used for both lepton flavours, with performances given in [12]. In the four- $\tau$  search at LEP2, the lepton selections are very similar to those developed for the analysis of fully leptonic W pair decays [18].

The method used to select b quark jets is described in detail in [19]. Variables that discriminate between fragmented b quarks (leading to long lived B hadrons) and ordinary jets are combined into a single variable, hereafter denoted  $x_b$  for events and  $x_{bi}$  for the jet of  $i$ -th largest b-likeness (in four-jet events,  $x_{b1}$  is the highest jet b-tagging value, and  $x_{b4}$  is the lowest). Contributions to this variable are the compatibility of tracks with the primary vertex, based on their measured impact parameter; the transverse

momentum of identified leptons with respect to the jet axis; and the rapidity, effective mass, and fraction of the jet momentum, of particles assigned to a possible reconstructed secondary vertex.

All search results presented in this work are interpreted using a modified frequentist technique based on the extended likelihood ratio [20]. For a given experiment, the test statistic  $Q$  is defined as the likelihood ratio of the signal+background hypothesis ( $s+b$ ) to the background hypothesis ( $b$ ), computed from the number of observed and expected events in both hypotheses. Individual events may also carry a signal-to-background ratio based on a measured discriminating variable, such as the reconstructed mass (this possibility is used in the LEP2 four- $\tau$  search). Probability density functions (PDFs) for  $Q$  in the  $b$  and  $s+b$  hypotheses are built using Monte Carlo sampling of the (Poisson-distributed) background and signal expectations, and of the optional discriminating variable distributions. The confidence levels  $\text{CL}_b$  and  $\text{CL}_{s+b}$  are defined as the integrals of the  $b$  and  $s+b$  PDFs for  $Q$  between  $-\infty$  and the actually observed value  $Q_{obs}$ . The confidence level in the signal hypothesis,  $\text{CL}_s$ , is conservatively approximated by the ratio  $\text{CL}_{s+b}/\text{CL}_b$ .  $1-\text{CL}_s$  measures the confidence with which the signal hypothesis can be rejected, and will be larger than 0.95 for an exclusion confidence of 95%.

## 2 LEP1 data analysis

This section describes the search for the Yukawa process in LEP1 Data. The four-b,  $b\bar{b}\tau^+\tau^-$ , and four- $\tau$  final states are analysed.

### 2.1 The four-b final state

This section describes a search for neutral Higgs boson production in the four-b channel. The analysis is focused on the Yukawa process, and subsequently applied to Higgs boson pair production.

Let us first discuss the issue of the background estimation. An irreducible background contribution originates from events with two primary b quarks and a gluon splitting into a second b quark pair, i.e.  $Z \rightarrow b\bar{b}(g \rightarrow b\bar{b})$ . This gluon splitting happens with a probability  $g_{bb}$ . The most recent theoretical estimate is  $g_{bb}^{\text{th}} = 1.75 \pm 0.40 \times 10^{-3}$  [21]. In the simulation we use  $g_{bb} = 1.5 \times 10^{-3}$ , the default value in [13], somewhat below the theoretically preferred value. This quantity has also been measured by the LEP and SLD Collaborations, with an average result of  $g_{bb}^{\text{exp}} = 2.74 \pm 0.42 \times 10^{-3}$  [22].

The available measurements are however not insensitive to four-jet events with light Higgs boson decays to b quark pairs which, if present, would contaminate the selected samples and lead to an overestimation of the measured  $g_{bb}$  value. This possibility was not taken into account in [22]. The efficiency of these analyses on Higgs boson events has not been estimated, and therefore the  $g_{bb}$  measurements potentially contain a contribution from Higgs boson events.

Our strategy is therefore to keep the value of  $g_{bb} = 1.5 \times 10^{-3}$  in the simulation. The possible presence of an excess in the data can then be interpreted in two alternative ways: either by attributing the excess to gluon splitting events and estimate the additional contribution to  $g_{bb}$  (this is not the focus of this paper, and will be done only indicatively in the following), or by attributing the excess to the signal and obtain conservative limits on Higgs boson production. Considering the large uncertainties on the various estimates of  $g_{bb}$ , we do not use this channel for signal discovery.

The analysis itself is described in the following. For Higgs boson masses of about half of the Z mass we expect a four-jet topology, whereas close to threshold only three jets may be reconstructed. Taking this into account we develop two parallel selection procedures, corresponding to event reconstructions in three and four jets respectively.

At first, the events are required to contain at least six charged particles. At this preselection stage we force the reconstruction of three jets, and the  $2 \rightarrow 3$  jet transition point  $y_{23}$  of the Durham algorithm [23] should be greater than 0.01. For all reconstructed jets, the b-tagging values  $x_{bi}$  are computed as described in Sect. 1.3, and ordered from higher to lower b-likeness. The b-tagging variable of the most b-tagged jet,  $x_{b1}$ , is required to be greater than 0.

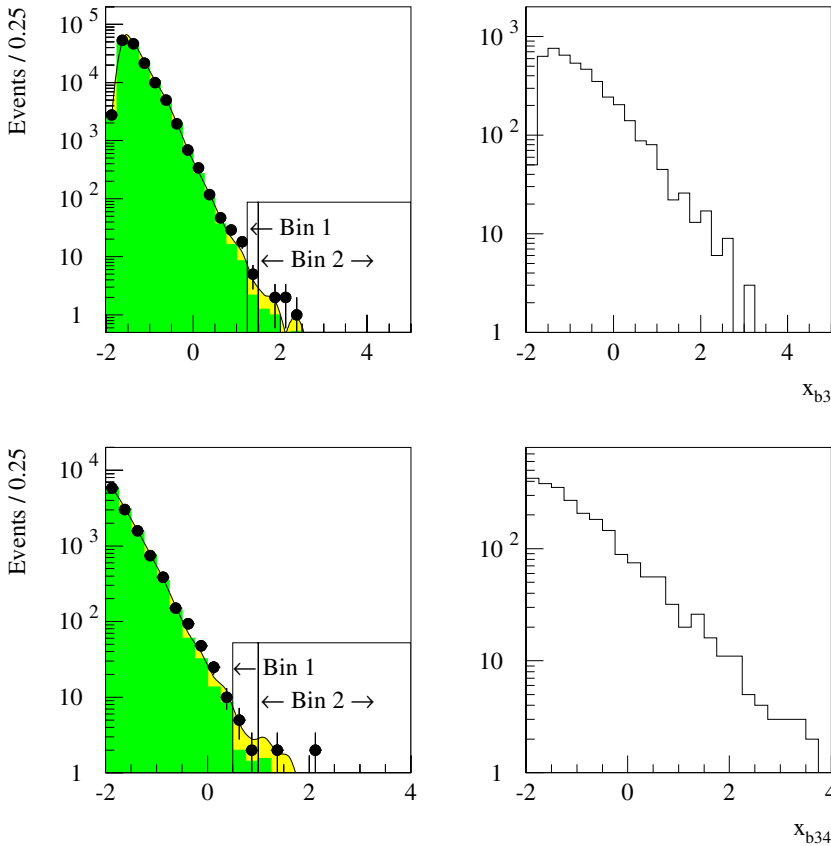
The preselection eliminates all backgrounds but hadronic Z decays. Non-b hadronic events are significantly reduced as well and represent about 10% of the remaining sample. After this step, all events are reconstructed as four-jet events.

The remaining b-tagging discriminating power is contained in the least tagged jets. The final selection relies on  $x_{b3}$  in the three-jet topology, and on the sum  $x_{b34} = x_{b3} + x_{b4}$  in the four-jet topology. The distributions of these variables are shown in Fig. 3. In both the three-jet and four-jet analyses, two channels are defined for the final analysis (denoted Bin 1 and Bin 2, see again Fig. 3). They are chosen to have a similar expected background, and a signal efficiency of at least 1% to 2% in Bin 2.

Numerical comparisons between the data and the simulation are shown in Table 2. The 1% difference seen at the preselection level is explained by residual imperfections of the b-tagging efficiency simulation [19]. At the end of the analysis, an excess of data is observed in all channels. One explanation could be the possible underestimation of the gluon splitting probability.

Efficiencies for h and A production in the Yukawa process are shown in Table 13. For the interpretation of results, the three-jet or four-jet analysis is chosen at each mass point as a function of the expected exclusion performance.

The selection developed for this search is directly applied to pair production of neutral Higgs bosons, with efficiencies given in Table 14. The efficiencies are evaluated for both three-jet and four-jet analyses, and found to be almost always better in the second case. The four-jet analysis is retained for the interpretation of the results, described in Sect. 4.2.



**Fig. 3.** Comparison between data and simulation for the distributions of the final b-tagging variables of the Yukawa four-b analyses, as defined in the text (left). The points are the data. On top of the dark histogram, representing the Standard Model  $q\bar{q}$  background with  $g_{bb} = 1.5 \cdot 10^{-3}$ , a fit to the data suggests a larger gluon splitting value (see text). Distributions expected for a  $b\bar{b}(h \rightarrow b\bar{b})$  signal are shown on the right, with arbitrary normalization



**Table 2.** Number of observed and expected background events in the Yukawa four-b analyses, at various steps of the selection;  $g_{bb} = 1.5 \times 10^{-3}$ 

Cut		Total background	Data (94-95)
preselection		$141128 \pm 207$	142527
three-jet topology:	$x_{b3} > -2$	$140705 \pm 206$	142042
Bin 1	$1.5 > x_{b3} > 1.25$	$2.2 \pm 0.9$	5
Bin 2	$x_{b3} > 1.5$	$3.2 \pm 1.1$	5
four-jet topology:	$x_{b34} > -2$	$11421 \pm 17$	11848
Bin 1	$1.0 > x_{b34} > 0.5$	$3.4 \pm 1.1$	7
Bin 2	$x_{b34} > 1.0$	$3.5 \pm 1.0$	4

The systematic uncertainty related to the residual differences between b-tagging efficiency in data and in the simulation is estimated using [19], where it is shown that the difference is limited to  $\pm 10\%$  for high purity b jet selection. This uncertainty is assumed, and added in quadrature to the statistical uncertainty from the limited size of the simulation samples. Considering the conservative assumptions on data and background described above, no further systematic uncertainty is assumed.

A fit to the  $b\bar{b}$  and  $b\bar{b}g \rightarrow 4b$  components of the data is performed as a cross-check. An independent sample of four-b events with gluon splitting is introduced, and its normalization is adjusted so that its addition to the standard simulation (with  $g_{bb} = 1.5 \times 10^{-3}$ ) reproduces the observation. In the three-jet analysis, the additional contribution is found to be  $(3.0 \pm 0.7) \times 10^{-3}$ , bringing the total gluon splitting value to  $(4.5 \pm 0.7) \times 10^{-3}$ . In the four-jet analysis,  $(3.2 \pm 0.7) \times 10^{-3}$  is found, leading to a total of  $(4.7 \pm 0.7) \times 10^{-3}$ . The result is displayed in Fig. 3 as well. This estimation of  $g_{bb}$  is purely indicative.

## 2.2 The $b\bar{b}\tau^+\tau^-$ final state

In the  $b\bar{b}\tau^+\tau^-$  final state of the Yukawa process (i.e.,  $b\bar{b}(h \rightarrow \tau^+\tau^-)$ ), the Higgs boson decay products often have high momentum, and appear as a collimated slim jet. We therefore reconstruct three jets in this final state, of which one is expected to contain a pair of  $\tau$  leptons of low decay multiplicity. The two other jets, initiated by b quarks, are expected to have higher multiplicity.

As in the previous analysis, event reconstruction is forced into three jets using the Durham algorithm. The b-tagging algorithm is then applied to evaluate the b-likeness at both the event and jet levels. The jets are ordered according to their b-tagging value; the two jets with highest value are assumed to be b-jets.

At the preselection level we require the total charged multiplicity in the event to be at least 10. As before, the Durham parameter  $y_{23}$  is required to be greater than 0.01. The event b-tagging variable  $x_b$  must be greater than 0. The cosine of the angle between the two b-jets should satisfy  $\cos \alpha_{12} < 0.9$ . The preselection eliminates almost all non-hadronic background components, leaving mostly  $Z \rightarrow b\bar{b}$  events.

Furthermore,  $x_{b1}$  is required to be greater than 0 and  $x_{b2}$  to be greater than -1. The jet with lowest b-tagging

value is supposed to correspond to the  $\tau$  pair. Events with gluon radiation may fake the signal, but gluon jets usually have high multiplicity, whereas we expect the  $\tau$  pair to be narrow and have low multiplicity. For the remaining cuts, only charged particles of momentum greater than 1 GeV/c are taken into account.

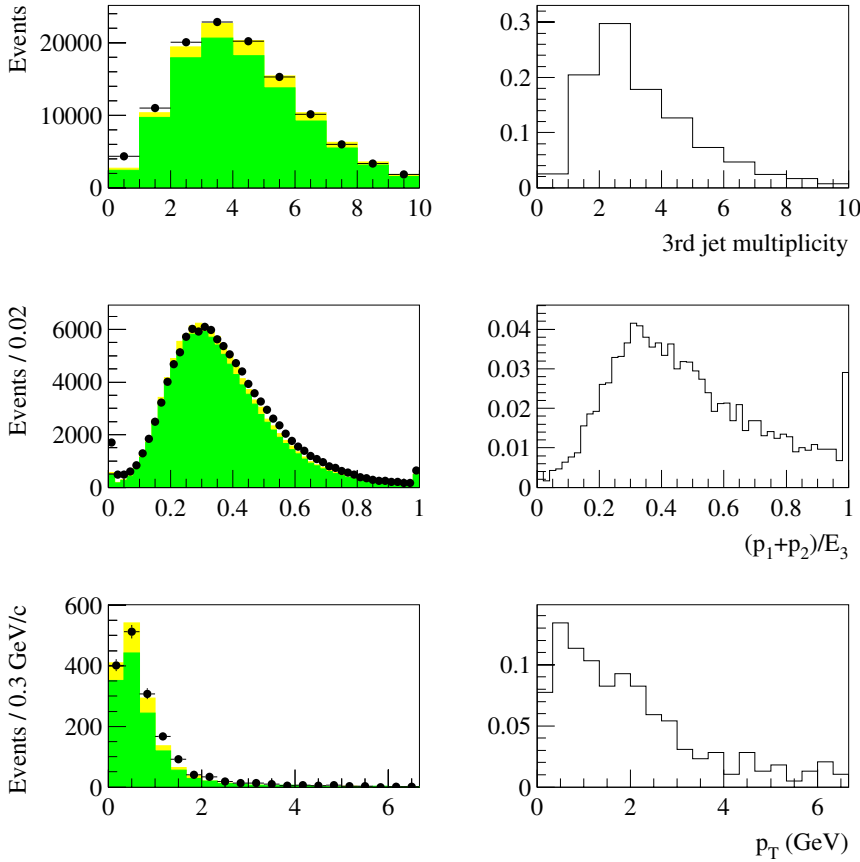
The jet of lowest b-likeness is required to have a charged multiplicity of 1, 2 or 3, and a total multiplicity of at least 2. Its broadness, defined as the cosine of the largest angle between two particles in the jet,  $|\cos \theta|$ , should be larger than 0.64. The sum of momentum fractions of the two particles with the highest momentum in this jet, denoted  $(p_1 + p_2)/E_3$  (where  $E_3$  is the energy of the jet of lowest b-likeness), should be greater than 0.5. Furthermore, we require at least one leptonic  $\tau$  decay, by demanding an identified lepton (muon or electron), with  $p_T > 1$  GeV/c (where  $p_T$  is defined as the transverse momentum of the lepton with respect to the jet axis). Figure 4 illustrates three of the selection variables described above.

Seven events are selected in the data, whereas  $10.6 \pm 2.3$  events are expected from background processes. Along the whole selection procedure, hadronic Z decays are the dominant background contribution; less than 5% arise from four-fermion processes. Numerical comparisons between data and simulation are shown in Table 3.

The selection efficiencies for  $b\bar{b}(h \rightarrow \tau^+\tau^-)$  and  $b\bar{b}(A \rightarrow \tau^+\tau^-)$  are given in Table 15. The small difference in rejection between data and expected background, evaluated at the preselection level and for each selection variable, leads to a systematic uncertainty of 3.0% on the background expectation, and to 3.8% on the signal efficiency. These values are added in quadrature to the statistical errors given in Tables 3 and 15.

**Table 3.** Number of observed and expected background events in the Yukawa  $b\bar{b}\tau^+\tau^-$  analysis, at various steps of the selection

Cut	Total background	Data (94-95)
preselection	$120015 \pm 285$	116485
$x_{b1}, x_{b2}$	$38385 \pm 161$	36195
$3^{rd}$ jet multiplicity	$10015 \pm 83$	9808
$3^{rd}$ jet broadness	$2143 \pm 38$	2033
lepton ID	$461.9 \pm 17.9$	430
lepton $p_T$	$10.6 \pm 2.3$	7



**Fig. 4.** Comparison between data and simulation for the distributions of some variables used in the  $b\bar{b}\tau^+\tau^-$  analysis, at the preselection level. On the left, the points are the data, the dark histograms represent the Standard Model  $q\bar{q}$  background, and the light histograms represent the  $q\bar{q}l^+l^-$  ( $l=e, \mu, \tau$ ) contribution. The histograms on the right show distributions for a  $b\bar{b}(h\rightarrow\tau^+\tau^-)$  signal, with arbitrary normalization

### 2.3 The four- $\tau$ final state

In this section we describe a search for Higgs boson production in the four- $\tau$  channel, via the Yukawa process. This final state can be dominant in models where Higgs doublets couple preferentially to leptons. Since the one-prong  $\tau$  decay is largely dominant, a first analysis, sensitive to events with four charged particles seen in the detector, is described below. Nevertheless, when four  $\tau$ 's are present, the probability that one of them decays into three charged particles is significant. To account for these events, a complementary analysis is developed and is described in the second part of this section. These four-prong and six-prong decays represent respectively 53.1% and 37.8% of all events with four  $\tau$  leptons.

Due to the nature of the final states considered here (i.e., low multiplicity and low visible energy) the acceptance criteria for reconstructed particles are tightened compared to the description given in Section 1.3. Charged particles are now selected if their momentum is larger than 400 MeV/c, their angle with respect to the beam axis is larger than  $20^\circ$ , they are seen in the TPC and finally, their impact parameter along the beam axis is less than 3 cm.

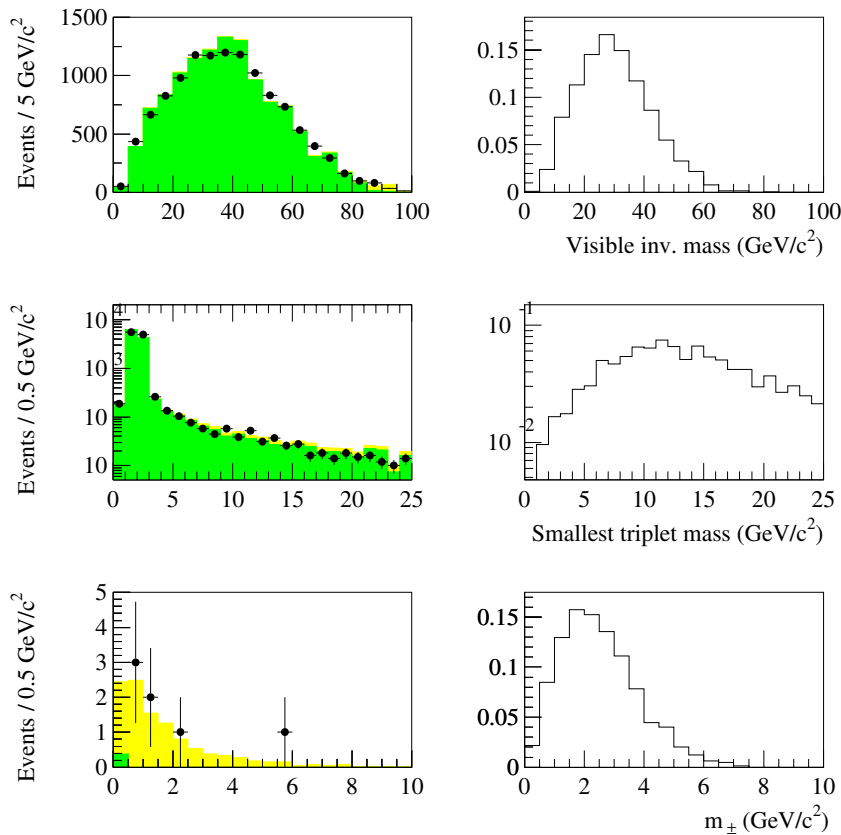
#### 2.3.1 The four-prong selection

The following series of preselection cuts are used to reject events from beam-gas interactions and from  $\gamma\gamma$  collisions.

Only events with exactly four reconstructed charged particles are considered. The total electric charge of the particles must be 0. The sum of the impact parameters with respect to the beam-spot must be less than  $300 \mu\text{m}$  in the transverse plane. The pair of oppositely charged particles of lowest invariant mass, denoted  $m_\pm$  in the remaining of this section, must be separated from at least one of the remaining charged particles by more than  $90^\circ$ . The invariant mass  $m_\pm$  must be larger than  $200 \text{ MeV}/c^2$ . The missing momentum along the beam axis must be less than  $35\%\sqrt{s}$ . Finally, either the missing transverse momentum must be larger than  $5\%\sqrt{s}$ , or the visible mass must be greater than  $25 \text{ GeV}/c^2$ .

At this stage, the main background consists of  $Z \rightarrow \tau^+\tau^-$  events, where the  $\tau$ 's have decayed into one prong and three prongs, respectively. This background is reduced by requiring the lowest triplet invariant mass to be greater than  $2 \text{ GeV}/c^2$ . The remaining  $\tau^+\tau^-$  events have both  $\tau$ 's decayed into three prongs, when one charged particle is missed in each hemisphere. To reject them, the visible mass recoiling against  $m_\pm$  is required to be larger than  $2 \text{ GeV}/c^2$ .

Remaining backgrounds come from low-multiplicity hadronic Z decays and four-fermion events. These background components are reduced by requiring the pair of charged particles recoiling against  $m_\pm$  to have a mass larger than 10% of the total visible mass. Furthermore, the neutral multiplicity must not exceed six. Four-fermion events not containing  $\tau$  leptons are rejected by requiring



**Fig. 5.** Comparison between data and simulation for the distributions of some variables used in the four- $\tau$  four-prong analysis. The visible mass and the lowest triplet mass are shown at the preselection level. The  $m_{\pm}$  mass is shown just before the final selection cut. On the left, the points are the data, the dark histograms represent the Standard Model  $q\bar{q}$  and  $\tau^+\tau^-$  backgrounds, and the light histograms represent the various four-fermion contributions. The histograms on the right show distributions for a  $\tau^+\tau^-(h \rightarrow \tau^+\tau^-)$  signal, with arbitrary normalization

the visible mass to be less than  $60 \text{ GeV}/c^2$ . One of the particles in  $m_{\pm}$  should be identified as an electron or muon, and the other one should not be identified as a lepton of the same flavour; the remaining two charged particles should not both be identified as electrons or muons. Finally, the cut on the invariant mass  $m_{\pm}$  is tightened to  $m_{\pm} > 1 \text{ GeV}/c^2$ .

Distributions of the visible mass and of the lowest triplet mass are displayed in Fig. 5 at the preselection level. The distribution of the  $m_{\pm}$  invariant mass is also shown, just before the last cut is applied, with seven observed events and  $10.8 \pm 1.0$  expected events.

After all selection cuts are applied, four events are observed in the data, while  $4.1 \pm 0.5$  are expected from background, all of which are genuine four-fermion events; the contribution from four-lepton events with at least one  $\tau$  pair amounts to  $3.8 \pm 0.5$  events and the remaining originates from four-lepton events with electrons and muons only.

Comparisons between data and simulated background samples are shown in Table 4. Signal efficiencies vary from 3% to 6%, going from low to high signal mass (see Table 16 for details). These efficiencies correspond to 5.7% and 11.8% of the true four-prong decays of the signal.

### 2.3.2 The six-prong selection

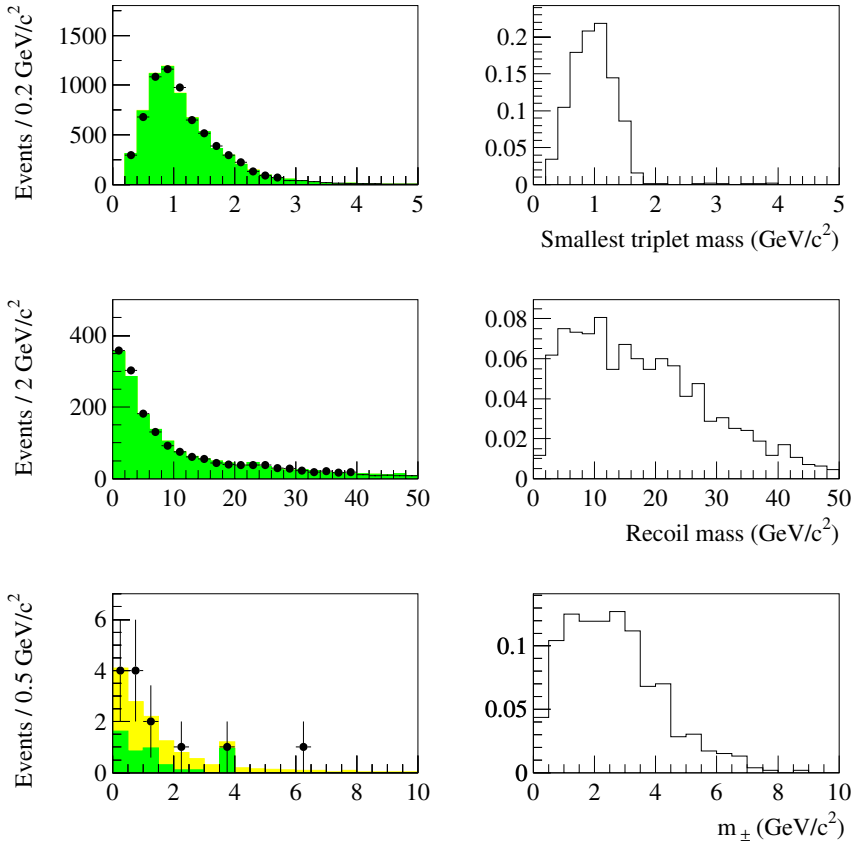
Exactly six reconstructed charged particles are required in this search. The remaining preselection criteria against beam-gas and  $\gamma\gamma$  events are applied as above.

Since one of the  $\tau$  leptons is expected to decay in the three-prong mode, the lowest triplet invariant mass should not exceed  $m_{\tau}$ ; the cut is applied at  $1.8 \text{ GeV}/c^2$ . Moreover, this triplet is required to have momentum larger than  $3 \text{ GeV}/c$ . It is then treated as a pseudo-particle, and the six-prong topology becomes a pseudo-four-prong one.

To reject low multiplicity hadronic Z decays and  $\tau$  pair decays into six prongs, the system recoiling against the

**Table 4.** Four- $\tau$  final state at LEP1. Number of observed and expected background events, at various stages of the four-prong analysis

Cut	$\tau^+\tau^-$	$q\bar{q}$	4f	Total	Data (94-95)
preselection	10586.0	1148.1	177.3	$11911.4 \pm 168.5$	11876
anti- $\tau^+\tau^-$	8.7	444.3	152.1	$605.1 \pm 17.7$	574
anti- $q\bar{q}$	3.3	20.8	121.7	$145.8 \pm 6.7$	137
final selection			4.1	$4.1 \pm 0.5$	4



**Fig. 6.** Comparison between data and simulation for the distributions of some variables used in the four- $\tau$  six-prong analysis. The lowest triplet mass and the mass of the system recoiling against it are shown at the preselection level. The  $m_{\pm}$  mass is shown just before the final selection cut. On the left, the points are the data, the dark histograms represent the Standard Model  $q\bar{q}$  and  $\tau^+\tau^-$  backgrounds, and the light histograms represent the four-fermion contributions. The histograms on the right show distributions for a  $\tau^+\tau^-(h \rightarrow \tau^+\tau^-)$  signal, with arbitrary normalization

triplet of lowest mass should have a mass greater than  $4 \text{ GeV}/c^2$ , and the total multiplicity must be less than 13. The visible mass is required to be less than  $60 \text{ GeV}/c^2$ . The pair of oppositely charged particles of lowest invariant mass must pass the cut  $m_{\pm} > 1 \text{ GeV}/c^2$  (here, the pair may contain the pseudo-particle made by the triplet of lowest invariant mass).

Distributions of the minimal triplet mass, and of the mass of the three charged particles recoiling against it, are displayed at the preselection level in Fig. 6. The distribution of the invariant mass  $m_{\pm}$  is also shown, just before the final cut is applied. At this level, 13 events are observed and  $14.2 \pm 2.9$  are expected.

After all cuts, four events are observed, while  $6.0 \pm 1.5$  are expected from the simulation. Of these,  $3.4 \pm 1.4$  are hadronic Z decays,  $1.9 \pm 0.2$  are four-lepton events with at least one  $\tau$  pair. The remaining contribution comes from four-fermion events with two quarks and two leptons.

The cut-by-cut evolution of the data and simulated background samples is shown in Table 5. Signal efficiencies vary from 2.5% at low mass, to 5.6% at high mass,

corresponding to 6.3% to 14.9% of the true six-prong decays of the signal. Details can be found in Table 17.

Systematic uncertainties on the expected backgrounds and on the signal efficiencies are estimated as in Sect. 2.2. Each selection cut described above is applied in turn at the preselection level, and the difference in rejection between the data and the simulation is attributed to the imperfect modelling of the corresponding distribution. The resulting uncertainties amount to 8% on backgrounds and 5% on signals in the four-prong analysis, and to 3.5% on backgrounds, and 3% on signals in the six-prong analysis.

### 3 LEP2 data analysis

The searches for final states with at least four b quarks or with exactly four  $\tau$  leptons in LEP2 data are described in what follows.

**Table 5.** Four- $\tau$  final state at LEP1. Number of observed and expected background events, at various stages of the six-prong analysis

Cut	$\tau^+\tau^-$	$q\bar{q}$	4f	Total	Data (94-95)
preselection	935.1	5744.4	80.5	$6760.0 \pm 84.8$	6733
anti- $\tau^+\tau^-$ , $q\bar{q}$	4.3	52.3	5.2	$61.8 \pm 11.7$	58
final selection		3.4	2.6	$6.0 \pm 1.5$	4

### 3.1 Final states with b quarks

This section describes a search for cascade decays of neutral Higgs bosons. The considered decay chains are  $hA \rightarrow (AA)A$ ,  $hZ \rightarrow (AA)Z$ ,  $hA \rightarrow (AZ)A$  and  $hA \rightarrow h(hZ)$ . The lightest Higgs boson is assumed to decay into b quark pairs. The final state will contain six quarks, of which at least four are b quarks. The analysis developed here is also applied to the direct decay  $hA \rightarrow 4b$ .

Events with cascade decays a priori lead to a six-jet final state. However, when the mass of the lighter Higgs boson approaches  $2m_b$ , the decay jets may not be resolved. This then leads to a three-jet topology in the  $(AA)A$  channel, or to a four-jet topology in the  $(AA)Z$  or  $h(hZ)$  channels.

Due to the large range of masses and topologies that are searched for, different signals often differ more among themselves than from the background. Instead of analysing each topology individually, we have designed a polyvalent method exploiting only the presence of at least four b quarks.

The preselection used in this analysis has been developed for Standard Model Higgs boson searches in hadronic events [5], and is briefly outlined here. Multiplicity and energy flow cuts eliminate radiative and  $\gamma\gamma$  events, and significantly reduce the QCD background. Selected events are then forced into a four-jet configuration using the Durham algorithm, and the mass of each jet is required to exceed  $1.5 \text{ GeV}/c^2$ .

The rest of the analysis does not rely on event shapes, and uses only b-tagging information. Variables with large discriminating power are the secondary vertex multiplicity  $N_{vg}$ , the b-likeness variables  $x_{b1}$  and  $x_{b2}$ , and the b-likeness sum  $x_{b34} = x_{b3} + x_{b4}$ . Considering the total number of secondary vertex hypotheses  $N_v$ , which includes secondary vertices failing the fit-quality selection (see [19]), achieves supplementary discrimination. A combined variable, denoted B in the following, is defined as the sum of the logical values of the following conditions (each satisfied condition increases the value of B by 1 unit):

$$B = (N_{vg} > 2) + (N_v > 5) + (x_{b1} > 2) + (x_{b2} > 0) + (x_{b34} > -2).$$

**Table 6.** Final states with b quarks. Comparison between data and simulation at the preselection level. The data sets 2000a and 2000b correspond to data taken before and after the failure of TPC sector 6, respectively

Data set	4f	q $\bar{q}$	Total	Data
189 GeV	1144.1	739.6	$1883.7 \pm 28.3$	1896
192 GeV	198.3	105.6	$303.9 \pm 4.2$	319
196 GeV	595.1	298.2	$893.3 \pm 14.3$	919
200 GeV	655.2	312.5	$967.7 \pm 14.5$	949
202 GeV	318.2	144.2	$462.4 \pm 6.9$	465
2000a	1295.1	563.1	$1858.2 \pm 27.9$	1826
2000b	447.5	192.0	$639.5 \pm 9.6$	632
all energies	4653.6	2355.2	$7008.8 \pm 46.4$	7006

**Table 7.** Comparison between data and simulation for events satisfying  $B > 3$  (final selection). The data sets 2000a and 2000b correspond to data taken before and after the failure of TPC sector 6, respectively

Data set	4f	q $\bar{q}$	Total	Data
189 GeV	1.4	1.6	$3.0 \pm 0.7$	2
192 GeV	0.2	0.5	$0.7 \pm 0.3$	2
196 GeV	1.1	1.0	$2.1 \pm 0.4$	2
200 GeV	1.0	1.0	$2.0 \pm 0.3$	2
202 GeV	0.3	0.5	$0.8 \pm 0.2$	1
2000a	2.1	1.6	$3.7 \pm 0.6$	10
2000b	0.6	0.6	$1.2 \pm 0.2$	1
all energies	6.8	6.9	$13.7 \pm 1.8$	20

For the final selection, B is required to be greater than 3. A preselection-level data to simulation comparison of the distributions of some analysis variables is shown in Fig. 7. Numerical comparisons between the data and the simulation are shown in Tables 6 and 7.

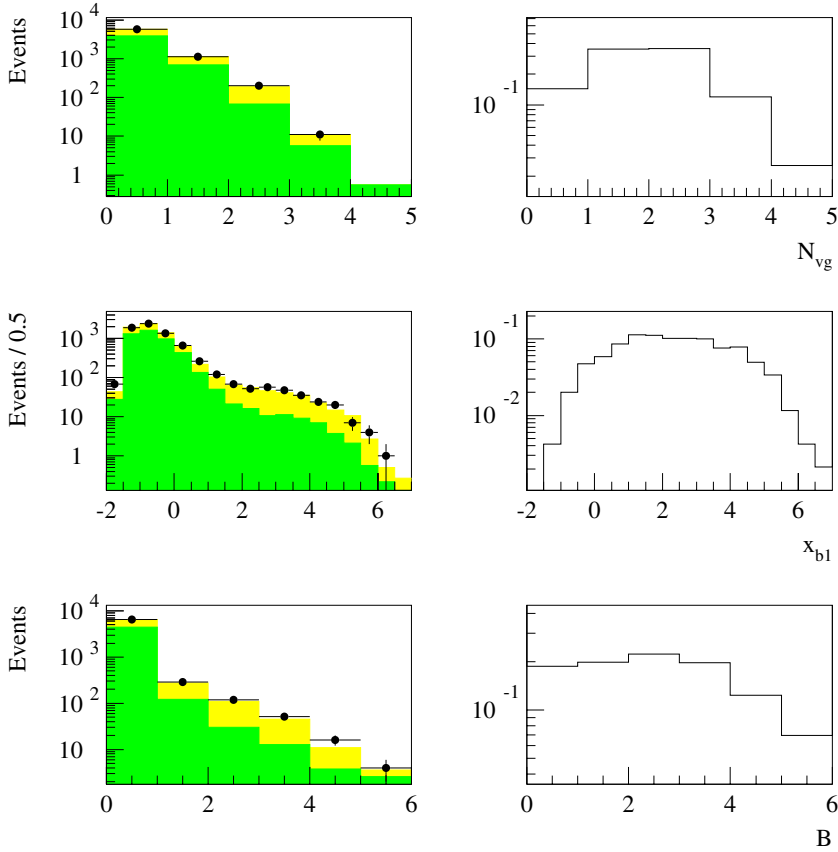
The excess observed in the data of 2000a after the last cut (see Table 7) has been verified to be unrelated to any spurious event reconstruction problem. Its possible meaning will be discussed in Sect. 4.2. The breakdown of this sample in centre-of-mass energy windows, as shown in Table 8, does not indicate a high mass signal appearing at the highest centre-of-mass energy. The data taken in 1998, 1999, and 2000b, agree with the Standard Model background expectation.

Since the signal samples were generated at only one centre-of-mass energy (namely  $\sqrt{s} = 200 \text{ GeV}$ ), a procedure is designed to estimate the efficiencies at the other energies. To do so, the four-momenta of the primary bosons are rescaled to correspond to the desired centre-of-mass energy, and all particles coming from the primary pair are boosted accordingly. Rescaled events are analysed using the analysis chain described above. The validity of this procedure was verified using a few dedicated signal samples simulated at the extreme centre-of-mass energies corresponding to the analysed data set, i.e. 189 and 208 GeV. The method proves to have a precision of  $\pm 2\%$ .

The signal efficiencies for the simulated mass points are given in Tables 18, 19, and 20. The efficiency for any arbitrary mass point is obtained by linear interpolation between the three closest simulated points. The analysis described above is also directly applied to the  $hA \rightarrow 4b$  channel, with resulting efficiencies given in Table 21.

**Table 8.** Breakdown of the excess observed in 2000a, and the corresponding expected background. Three centre-of-mass energy windows are used, namely  $\sqrt{s} < 205.5$ ,  $205.5 < \sqrt{s} < 207.1$ , and  $\sqrt{s} > 207.1$

Energy window (GeV)	Exp. bg	Data
$\sqrt{s} < 205.5$	$1.6 \pm 0.3$	5
$205.5 < \sqrt{s} < 207.1$	$1.9 \pm 0.4$	4
$\sqrt{s} > 207.1$	$0.2 \pm 0.1$	1



**Fig. 7.** Comparison between data and simulation for the distributions of some variables used in the LEP2 four-b search, at the pre-selection level. On the left, the points are the data, the dark histograms show the Standard Model four-fermion background, and the light histograms represent the two-fermion  $q\bar{q}$  contribution. The histograms on the right show distributions for a  $(AA)Z \rightarrow 4b+\text{jets}$  signal, with arbitrary normalization

In addition to the uncertainties already quoted, a systematic error is included accounting for residual imperfections in the b-tagging description in the simulation. An uncertainty of  $\pm 5\%$  is assumed [19].

Uncertainties on the gluon splitting probability have much smaller impact (as in Sect. 3.1, we use  $g_{bb} = 1.5 \times 10^{-3}$ ). Compared to the LEP1 four-b analysis, the present selection needs to preserve high signal efficiency. The background rejection is thus much weaker, and the fraction of events predicted to contain gluon splitting into  $b\bar{b}$  after the last cut is only 2%. Assuming 50% uncertainty on this fraction contributes an uncertainty of 1% on the background estimate.

### 3.2 The four- $\tau$ final state

This final state consists of four narrow jets of low multiplicity coming from the  $\tau$  decays. When the h or A boson mass decreases, the decay products are often observed as a single jet, due to the low angle between the decay  $\tau$  leptons. Three independent analysis streams are developed to provide sensitivity to the whole  $(m_h, m_A)$  mass plane: a four-jet, a three-jet and a two-jet stream, respectively adapted to the case where both bosons are heavy, one boson is light, or both h and A are light.

Some criteria are common to all analyses. A charged-particle multiplicity between 4 and 8 is required, to reject lepton pairs and hadronic events. Algorithms used in the lepton identification are the same as those used in the

selection of fully-leptonic W pairs [18]. The four-lepton background is rejected by requiring that the momentum of the most energetic identified muon or electron, if present, is less than  $0.25\sqrt{s}$ . If a second muon or electron is identified, it should have momentum less than  $0.15\sqrt{s}$ . In the following, jets are defined as clusters of particles (of which at least one is charged) contained in a cone with a  $15^\circ$  opening angle. The analysis streams are now described in turn.

#### 3.2.1 The four-jet stream

The four-jet analysis is derived from that of the four- $\tau$  final state applied in the search for doubly charged Higgs bosons (Sect. 3.1 of [24]), but discarding all mass cuts. Events are clustered into jets, and each jet is required to be separated from the others by at least  $15^\circ$ . Only events with four reconstructed jets are accepted and every jet is considered as a  $\tau$  candidate.

To improve the reconstruction of the  $\tau$  energy, the  $\tau$  momenta are rescaled, imposing energy and momentum conservation while preserving the measured directions. If any rescaled jet momentum is negative, the event is rejected.

The two-photon background is reduced by the following requirements: the momenta of the jets have to be larger than  $0.01\sqrt{s}$ , the visible energy outside a cone of  $25^\circ$  around the beam-axis is required to be greater than

$0.15\sqrt{s}$ , and the total energy of neutral particles should be less than  $0.35\sqrt{s}$ .

After all cuts only one event is observed in the data, while 1.9 events are expected from background processes. Efficiencies around 40 – 50% are obtained for h and A masses higher than  $\sim 50 \text{ GeV}/c^2$ .

The rescaled  $\tau$  momenta are used to reconstruct the Higgs boson masses after the jets are paired according to their charges and the dijet masses. The charge of a jet is defined as the sum of the charges of the jet particles if this sum is found to be  $\pm 1$ , and as the charge of the most energetic charged particle of the jet otherwise. The pairing is chosen so as to minimise the difference between the two reconstructed dijet masses. After pairing, the sum of the dijet masses is used as a discriminating variable in the confidence level computations (Sect. 1.3).

### 3.2.2 The three-jet stream

Events enter this stream if three jets are found after clustering is performed as in the four-jet stream. Each jet is considered as a  $\tau$  candidate, and should again be separated from the others by at least  $15^\circ$ . To reject the two-photon background, the same criteria as described in Sect. 3.2.1 are used.

Additional cuts are applied to reduce the remaining  $Z\gamma^*$  background. The absolute value of the cosine of the missing momentum polar angle should be less than 0.9. All jets should have polar angle between  $20^\circ$  and  $160^\circ$ . For signal events, the three reconstructed jets are expected to be in the same plane. Therefore, the sum of the three angles between the jets,  $\alpha_{123}$ , is required to be greater than  $357^\circ$ . Finally, the lowest jet-jet angle,  $\alpha_1$ , is required to be greater than  $25^\circ$ .

Six events are selected in the data, while 6.5 events are expected from the background. The efficiency for  $m_A=4 \text{ GeV}/c^2$  and  $m_h$  greater than  $60 \text{ GeV}/c^2$  is about 40%.

The final discriminating variable for the confidence level computations is the highest reconstructed Higgs boson mass, since the other one is expected to be low. This mass is calculated by rescaling the momentum of the jets, imposing energy and momentum conservation while keeping the jet directions fixed. The pairing is then chosen as follows. If only one jet has an electric charge equal to 0, the mass is given by the opposite jet pair. In other cases, the mass is given by the two jets, if they exist, containing only one charged particle; or by the two jets with opposite charges, if the third one has an electric charge greater than 1 in absolute value. If none of these configurations is present, the mass is given by the two jets of opposite charges and with nearest rescaled  $\tau$  momenta.

### 3.2.3 The two-jet stream

If an event is not classified in the two previous streams, it is a candidate for the two-jet analysis. Only events with

either four or six charged particles, and with total electric charge zero, are accepted in this stream.

Every neutral particle energy is added to the momentum of the nearest charged particle, if it is distant by less than  $15^\circ$ . Neutral particles making angles larger than  $15^\circ$  with all charged particles are not recombined.

A charged multiplicity of six signals that one of the  $\tau$  leptons has decayed into three prongs. To ensure this is the case, the lowest triplet invariant mass should not exceed  $1.4 \text{ GeV}/c^2$  and its momentum should be greater than  $5 \text{ GeV}/c$ .

At this stage, events are grouped into four  $\tau$  candidates, coming from either the four charged particles, or the three charged particles plus the opposite triplet of lowest mass. The two-photon background is reduced by requiring all  $\tau$  candidate momenta to be larger than  $0.005\sqrt{s}$ , and the visible energy outside a cone of  $25^\circ$  around the beam-axis is required to be between  $0.15\sqrt{s}$  and  $0.8\sqrt{s}$ . In addition, events with the third lowest angle between  $\tau$  candidates,  $\alpha_3$ , less than  $70^\circ$  are rejected. Finally, the polar angles of all  $\tau$  candidates must lie between  $25^\circ$  and  $155^\circ$ , while at least one must have a polar angle between  $50^\circ$  and  $130^\circ$ .

Six events are selected in the data, in agreement with the 9.5 events expected from the background processes. The efficiency for  $m_A=4 \text{ GeV}/c^2$  and  $m_h=4 \text{ GeV}/c^2$  is 37%. The mass estimation often fails in this topology, and it is not possible to reconstruct either the h mass or the A mass. The second lowest angle between  $\tau$  candidates is chosen as final discriminating variable in the confidence level computations.

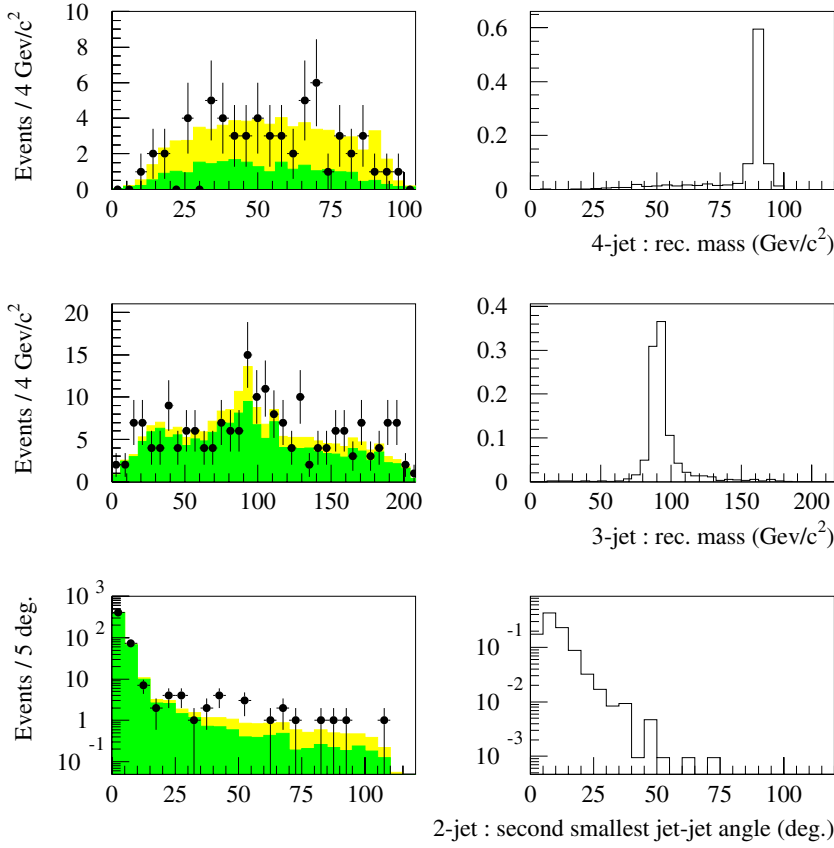
Good agreement between the data and the expected background is observed for each analysis, as illustrated in Fig. 8. Combining all streams, 13 events are selected in the data, whereas  $18.0 \pm 1.2$  events are expected from the Standard Model background processes. Details are shown in Tables 9, 10 and 11. The efficiencies of the four- $\tau$  analysis streams are shown in Table 22 for representative simulated mass points.

All results contain statistical and systematic uncertainties added in quadrature. Systematic uncertainties are estimated by varying the simulated charged particle momenta, jet-jet angles and particle identification variables in a range given by the residual differences between their distributions in data and simulation. Because of the large amount of missing energy in this final state, the efficiencies are expected to vary slowly with  $\sqrt{s}$ . Using a few dedicated signal samples simulated at different centre-of-mass energies corresponding to the analysed data set, this is verified to be true up to  $\pm 1.5\%$ . Taking this into account, the total systematic uncertainty amounts to about  $\pm 3\%$  for signal efficiencies, and to  $\pm 10\text{-}13\%$  for the background; these last numbers are dominated by the finite Monte Carlo statistics.

## 4 Results

The results from the analyses described above are summarised in this section. The Yukawa process, hA and hZ





**Fig. 8.** Comparison between data and simulation for the mass distributions used in the statistical interpretation of the four- $\tau$  analyses. On the left, the points are the data, the light histograms represent the four-lepton contributions, and the dark histograms represent the remaining two- and four-fermion processes. The four-jet and three-jet discriminants are shown at their respective preselection level; the two-jet discriminant is shown after the  $\gamma\gamma$  rejection. The histograms on the right show distributions for three example signals:  $(m_h, m_A) = (90,90), (90,4),$  and  $(4,4)$   $\text{GeV}/c^2$  for the four-jet, three-jet and two-jet analysis respectively. Normalization is arbitrary

**Table 9.** Four- $\tau$  final state. Number of observed and expected background events, at various stages of the four-jet analysis stream, for the total 189-208 GeV sample

Cut	four-lepton	others	Total	Data
four-jet preselection	44.0	23.4	67.4	59
anti $\gamma\gamma$	28.9	2.1	31.0	26
anti four-lepton	1.7	0.2	$1.9 \pm 0.2$	1

**Table 10.** Four- $\tau$  final state. Number of observed and expected background events, at various stages of the three-jet analysis stream, for the total 189-208 GeV sample

Cut	four-lepton	others	Total	Data
three-jet preselection	39.2	153.4	192.6	199
anti four-lepton	9.6	90.8	100.4	98
anti $\gamma\gamma$	5.9	12.5	18.4	22
$\alpha_{123}, \alpha_1$ cuts	2.7	3.9	$6.6 \pm 0.7$	6

**Table 11.** Four- $\tau$  final state. Number of observed and expected background events, at various stages of the two-jet analysis stream, for the total 189-208 GeV sample

Cut	four-lepton	others	Total	Data
$\tau$ selection	31.3	1299.9	1331.2	1358
anti $\gamma\gamma$	14.0	502.4	516.4	517
$\alpha_3$	3.7	11.8	15.5	13
Jet angular cuts	1.6	7.9	$9.5 \pm 1.0$	6

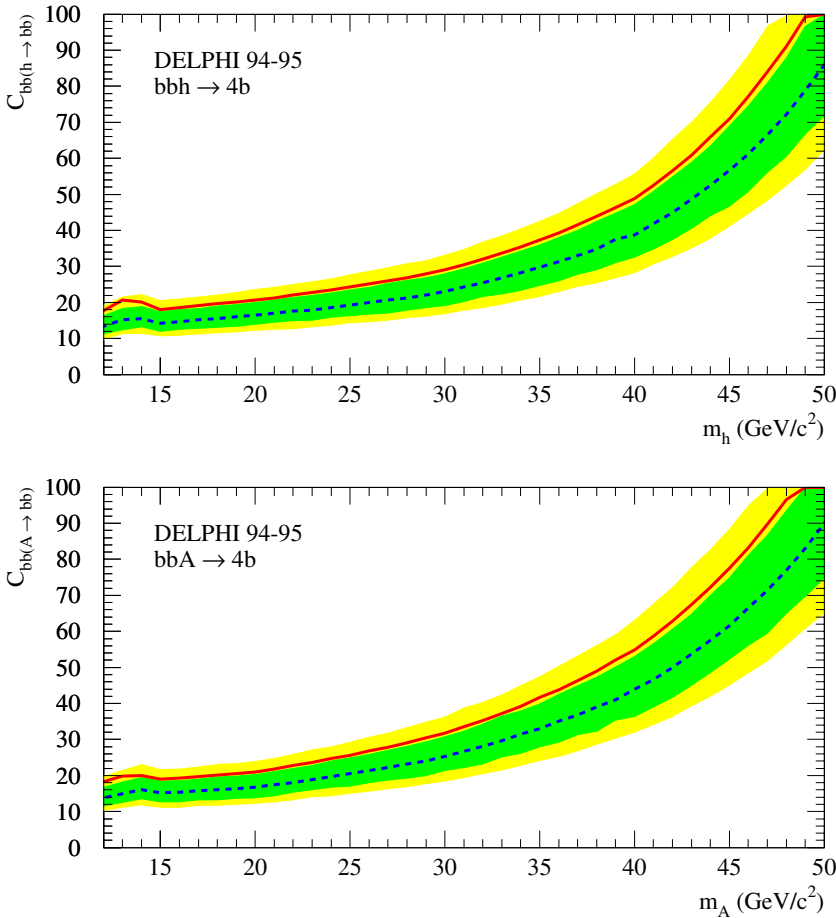
production followed by direct Higgs boson decays into fermions, and cascade decays are discussed in turn. The excess found in the LEP2 b-tagging analysis is discussed. Since no obvious signal is found, the observations are interpreted in terms of excluded cross-sections, using the conventions described in Sect. 1.1. For all final states, the tables given in Appendix B provide explicit numerical upper bounds on the corresponding C or  $C^2$  factors. All the limits presented in the following are at the 95% confidence level (CL).

#### 4.1 Search for the Yukawa process at LEP1

Results of the Yukawa production analyses of Sect. 2 are presented in the form of mass-dependent upper bounds on the  $C^2$  factors defined in the introduction. Reference cross-sections for Yukawa production of h and A are obtained using [10]. In all cases, the mass range between production threshold and 50  $\text{GeV}/c^2$  is considered, and the  $C^2$  values excluded at exactly 95% CL are determined. Since these values are very large, the numbers given in Table 23 and the corresponding figures refer to C rather than to  $C^2$ . The former corresponds to the matrix-element enhancement factor, when 100% branching fraction into the relevant final state is assumed.

The four-b Yukawa results on  $C_{bb(h \rightarrow bb)}$  and  $C_{bb(A \rightarrow bb)}$ , shown in Fig. 9, are obtained by combining Bin 1 and Bin 2 as independent channels, either in the three-jet analysis or in the four-jet analysis, keeping the analysis with the best





**Fig. 9.** Upper limits on  $C_{bb(h \rightarrow bb)}$  (top) and  $C_{bb(A \rightarrow bb)}$  (bottom), defined in Sect. 1.1. The dashed line shows the average expectation for background experiments, and the full line shows the observation. The bands correspond to the 68.3% and 95.0% confidence intervals for background-only experiments. The excess observed in the data translates into an exclusion slightly weaker than expected. The discrepancy is about 1.2 standard deviations in the mass range  $m_{h,A} > 15$  GeV, where the four-jet analysis is used. For lower masses the three-jet analysis is used, with a discrepancy just below 2 standard deviations

expected exclusion sensitivity at each mass point. The  $bb\tau^+\tau^-$  channel leads to the upper bounds on  $C_{bb(h \rightarrow \tau\tau)}$  and  $C_{bb(A \rightarrow \tau\tau)}$  displayed in Fig. 10. Results on the four- $\tau$  channel are shown in Fig. 11. Upper bounds are placed on  $C_{\tau\tau(h \rightarrow \tau\tau)}$  and  $C_{\tau\tau(A \rightarrow \tau\tau)}$  by combining the independent four-prong and six-prong analyses.

The slight deficit in the  $bb\tau^+\tau^-$  channel translates into an exclusion slightly stronger than expected. On the contrary, the excess in the four-b channel induces an exclusion which is slightly weaker (at  $1\sigma$ ) than expected from the simulation. The four- $\tau$  channel result is in agreement with the background hypothesis.

In the four-b analysis, the inclusion of Bin 1 improves the sensitivity on  $C_{bb(h \rightarrow bb)}$  by 10%, compared to using Bin 2 alone. In the four-jet analysis, Bin 2 excludes signals larger than 7 events, which could be compared to our previous result [25], where the limit was set at 50.4 events. The improvement in sensitivity on  $C_{bb(h \rightarrow bb)}$  and  $C_{bb(A \rightarrow bb)}$  is nearly threefold over the whole mass range. The three-jet analysis has better expected performance than the four-jet analysis in the very low mass region (below  $m_{h,A} \sim 15$  GeV/ $c^2$ ).

As the figures indicate, the four-b and the  $bb\tau^+\tau^-$  channels have similar intrinsic sensitivity (the expected exclusions are similar). This is not the case for the four- $\tau$  channel. Although the signal to background ratio in this channel is better than that in the four-b and  $bb\tau^+\tau^-$

channels (as can be seen from Tables 4, 5, 16 and 17), the much weaker coupling of the Z boson to the primary  $\tau$  leptons induces weaker sensitivity on  $C_{\tau\tau(h \rightarrow \tau\tau)}$  and  $C_{\tau\tau(A \rightarrow \tau\tau)}$ .

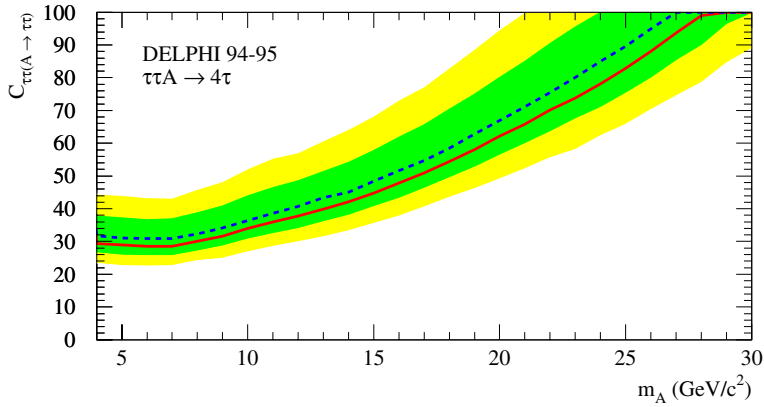
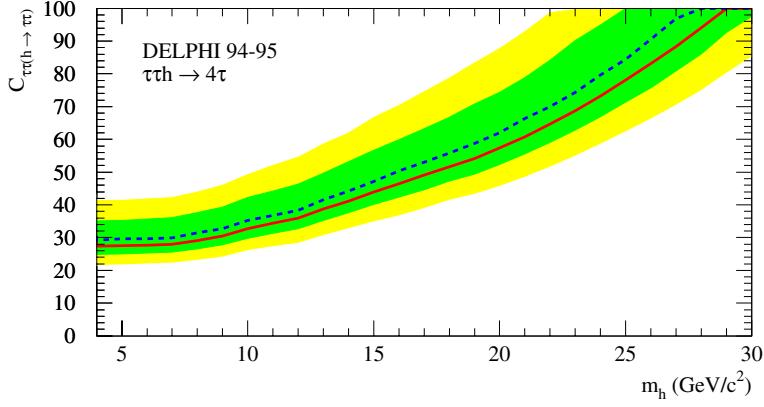
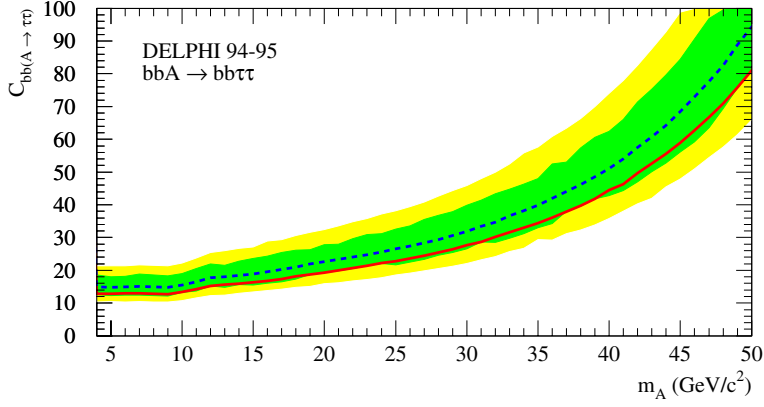
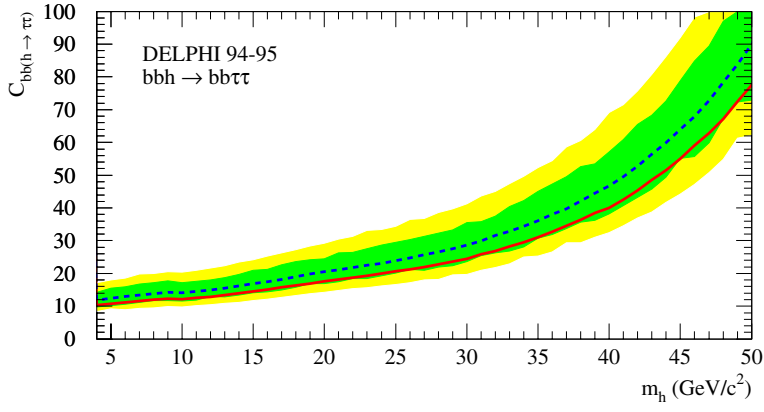
Numerical values for the observed exclusions are given in Table 23.

#### 4.2 hA and hZ production: direct decays

Higgs boson production in the  $hA \rightarrow 4b$  and  $hA \rightarrow 4\tau$  channels is assessed using the results of the analyses described in Sects. 2.1, 3.1 and 3.2, as well as those of the searches for the  $hA \rightarrow 4b$  process in the MSSM framework at all LEP2 energies, as described in [5]. Exclusion limits are also given for the hZ process when the Higgs boson decays into b quark pairs or  $\tau$  lepton pairs, using the results of the searches for the hZ process applied to all LEP2 data samples, as described in [5].

The  $C^2$  factor for each process is defined in the introduction. The Higgs boson mass domain is then scanned, and at each point the  $C^2$  value excluded at exactly 95% CL is determined.

Event rates for the hA process are computed with the HZHA generator [9], and using interpolation of the signal efficiencies (Tables 21 and 22, Appendix A). Rates for the hZ production process are determined as described in [5].



**Fig. 10.** Upper limits on  $C_{bb(h \rightarrow \tau\tau)}$  (top) and  $C_{bb(A \rightarrow \tau\tau)}$  (bottom), defined in Sect. 1.1. The dashed line shows the average expectation for background experiments, and the full line shows the observation. The bands correspond to the 68.3% and 95.0% confidence intervals for background-only experiments

**Fig. 11.** Upper limits on  $C_{\tau\tau(h \rightarrow \tau\tau)}$  (top) and  $C_{\tau\tau(A \rightarrow \tau\tau)}$  (bottom), defined in Sect. 1.1. The dashed line shows the average expectation for background experiments, and the full line shows the observation. The bands correspond to the 68.3% and 95.0% confidence intervals for background-only experiments

**Table 12.** Numerical study of the excess observed in period 2000a. In this data set, 10 events are observed while  $3.7 \pm 0.6$  are expected (Table 7). The entire excess is attributed to a signal, and predictions are made for the complementary data sets, for three mass hypotheses of an example  $hA$  signal. For every hypothesis, the observation and expected background correspond to the complementary data taken above threshold (see Table 7), and the corresponding confidence levels in the background and signal hypotheses are given

Mass ( $\text{GeV}/c^2$ )	Rate (2000a)	Rate (compl.)	Bkg.	Data	$CL_b$	$CL_s$
$(m_h, m_A) = (90, 90)$	6.3	$\sim 10$	10.0	10	46%	10%
(95, 95)	6.3	$\sim 5$	6.8	8	63%	19%
(100, 100)	6.3	$\sim 3$	2.0	2	41%	8%

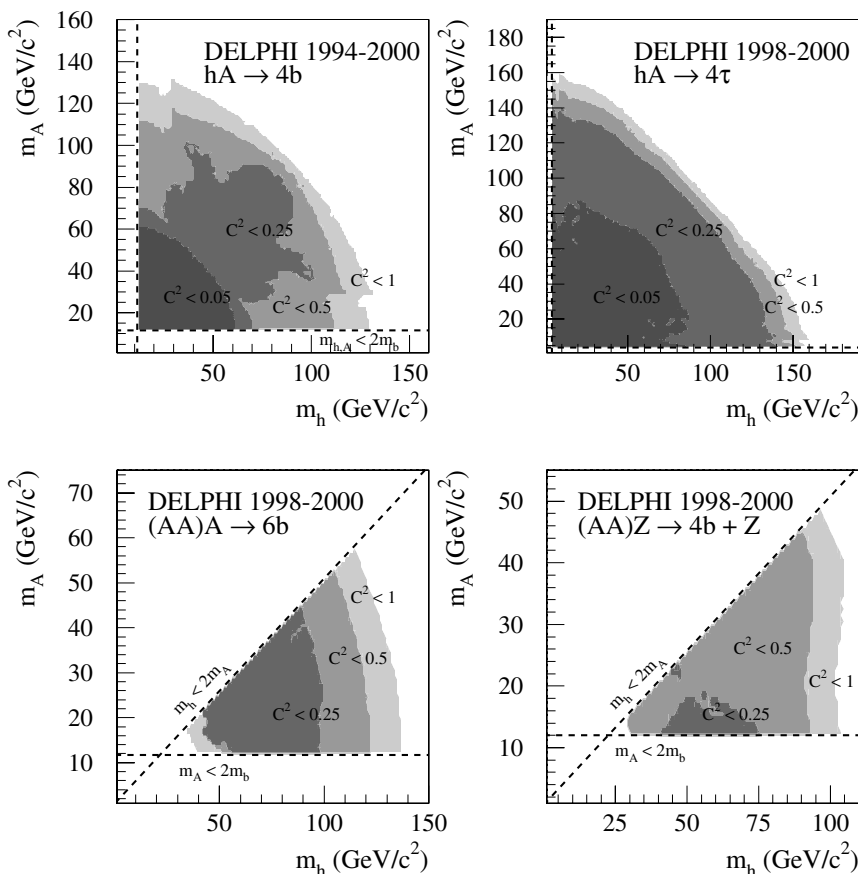
The combination of data at different centre-of-mass energies is done assuming the expected evolution of the  $hA$  and  $hZ$  production cross-sections with energy.

#### 4.2.1 The four-b search

Figure 12 shows the results of the search for  $hA \rightarrow 4b$ . The LEP1 data analysis presented in Sect. 2.1 is combined with the LEP2 analyses of Sect. 3.1 and of [5]. As these last two analyses are not independent, only the analysis with the best expected exclusion power is kept at each mass point and at each centre-of-mass energy. While the analysis presented in this paper has good performance over the whole mass plane, the MSSM analysis [5] has optimal sensitivity when  $m_h \sim m_A$  and provides better results in this region.

A strong sensitivity is obtained both at high mass for LEP2 data, and in the lower mass region where the LEP1 data contribute significantly. In the case of no suppression (i.e. full strength production, and 100% branching into four  $b$  quarks, i.e.  $C_{hA \rightarrow 4b}^2 = 1$ ), the search excludes a region roughly given by  $m_h, m_A > 12 \text{ GeV}/c^2$ ,  $m_h, m_A < 130 \text{ GeV}/c^2$  when the opposite mass is small, and  $m_h + m_A < 180 \text{ GeV}/c^2$  when the  $h$  and  $A$  masses are similar. When the suppression factor is less than 5%, the excluded region is obtained essentially from LEP1 data.

The consistency of the numerical excess found in the data of 2000a, with the data recorded in 1998, 1999, and 2000b, is estimated in the following way. The excess is attributed to a signal, and used to normalize its cross-section. It is then possible to confront the signal hypoth-



**Fig. 12.** Excluded couplings in the  $(m_h, m_A)$  plane. Upper left:  $hA \rightarrow 4b$  ( $C^2 \equiv C_{hA \rightarrow 4b}^2$ ); upper right:  $hA \rightarrow 4\tau$  ( $C^2 \equiv C_{hA \rightarrow 4\tau}^2$ ); lower left:  $(AA)A \rightarrow 6b$  ( $C^2 \equiv C_{hA \rightarrow 6b}^2$ ); lower right:  $(AA)Z \rightarrow 4b + \text{jets}$  ( $C^2 \equiv C_{Z(AA \rightarrow 4b)}^2$ ). The  $C^2$  parameters are defined in Sect. 1.1. The three outer embedded regions correspond to excluded  $C^2$  values of 1, 0.5, and 0.25 respectively; for the  $hA \rightarrow 4b$  final state (which includes LEP1 results) and the  $hA \rightarrow 4\tau$  final state, the innermost region corresponds to excluded couplings smaller than 0.05

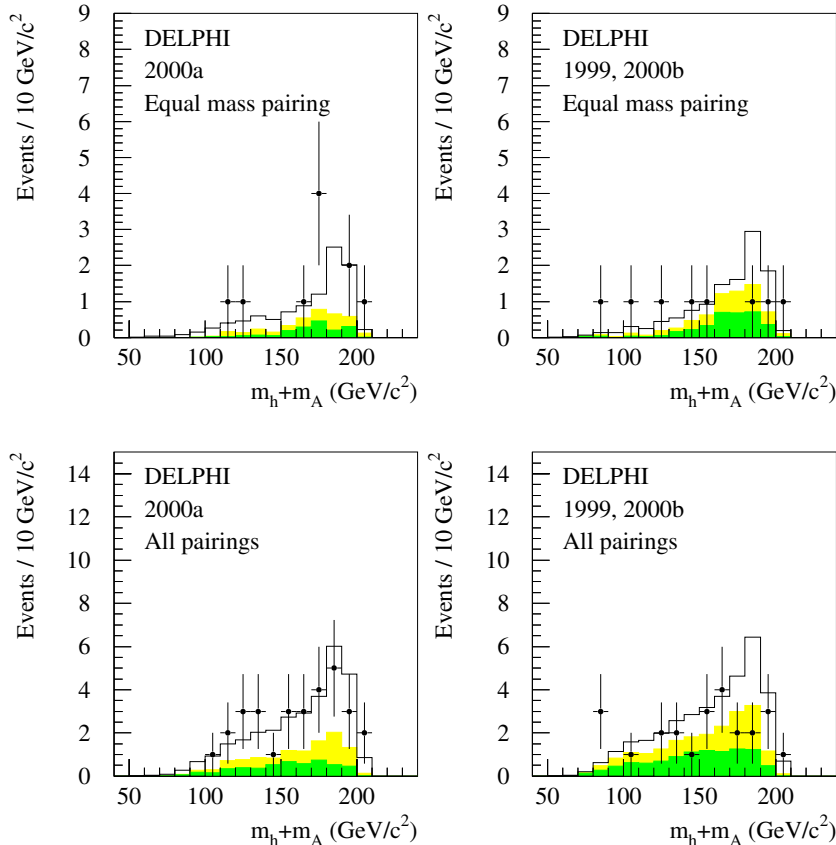
esis with the data surviving the selections in the complementary data sets. Given 6.3 signal events in 2000a, the number of signal events expected in the other data sets depends on the nature of the signal and its mass. The primary signal process is taken to be  $e^+e^- \rightarrow hA$ , since its cross-section rises more slowly with energy than the  $hZ$  cross-section. The conclusions made for  $hA$  are then a fortiori valid for  $hZ$ . Three mass hypotheses are considered, namely  $(m_h, m_A) = (90, 90)$ ,  $(95, 95)$ , and  $(100, 100)$   $\text{GeV}/c^2$ . The corresponding rates are summarized in Table 12, correctly taking into account the kinematic thresholds. In each case the confidence levels in the background and signal hypotheses are given.

In all cases, a signal corresponding to the observed excess in 2000a would produce a visible signal in the other data sets. Since the observations are background-like, and have confidence levels in the signals of 19% at best, we conclude that the excess of 2000a is not confirmed by the remaining data.

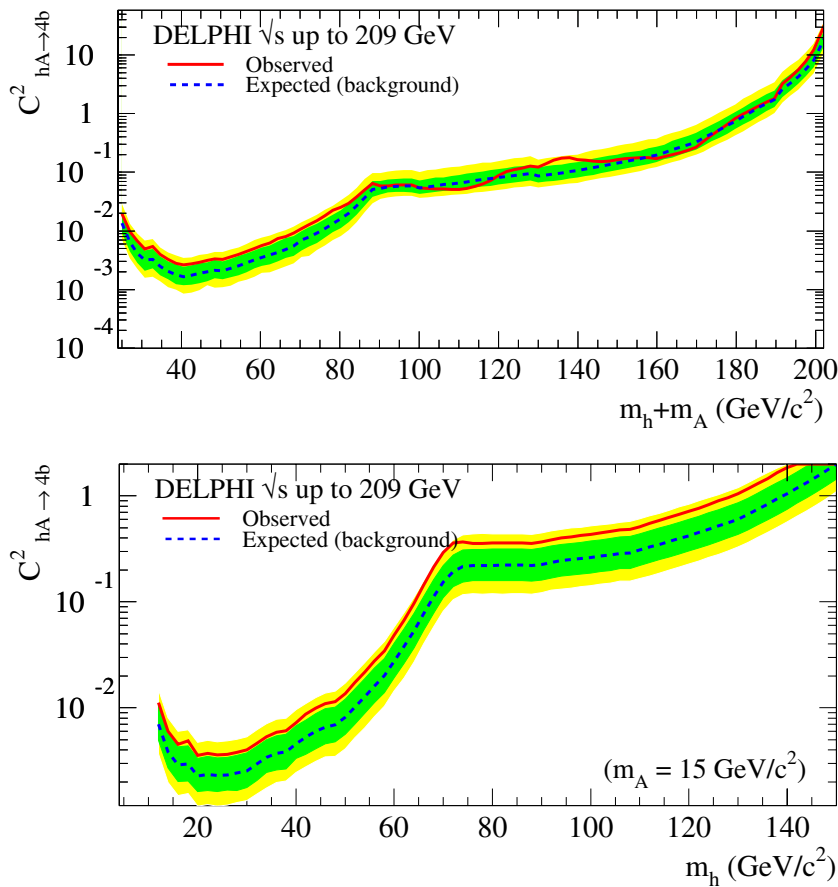
As a further illustration, the expected and observed mass distributions are shown in Fig. 13, for the 2000a data set, and the complementary 1999 and 2000b sets. Shown is the distribution obtained when choosing the jet pairing so that the dijet mass difference is minimized; an example signal with  $(m_h, m_A) = (95, 95)$   $\text{GeV}/c^2$  is superimposed, normalized as above (a lower mass signal is strongly disfavoured according to the results of Table 12). The mass distribution when all pairings enter (i.e., each event contributes three times) is also shown.

The upper limit on  $C_{hA \rightarrow 4b}^2$  as a function of  $m_h + m_A$  is shown in Fig. 14 for equal h and A masses as well as for large mass differences. In these figures, the observed result is compared to the expected limits, allowing a comparison of the data with the SM background predictions. The agreement is well within 2 standard deviations over the whole range of mass hypotheses in the case of equal h and A masses; there, the results are given by the LEP1 analysis of Sect. 2.1 up to about 90  $\text{GeV}/c^2$  in  $m_h + m_A$ , with limits on  $C_{hA \rightarrow 4b}^2$  between  $\sim 0.1\%$  and 10%, and by the LEP2 MSSM analysis of [5] at higher masses, with limits on  $C_{hA \rightarrow 4b}^2$  around 10% up to 160  $\text{GeV}/c^2$ . For full strength production and decay, a mass limit on  $m_h$  and  $m_A$  of 90.9  $\text{GeV}/c^2$  is reached. In the case of large mass differences between the h and A bosons, the results are given by the LEP1 and the LEP2 analyses presented in this paper. As a result of the excess observed in the data of 2000a, there is a disagreement between the data and the SM background prediction in the upper limit on  $C_{hA \rightarrow 4b}^2$ . When  $m_A$  is fixed at 15  $\text{GeV}/c^2$  (Fig. 14) the disagreement amounts to 1.6 standard deviations for any  $m_h$  above  $\sim 70$   $\text{GeV}/c^2$ . This also translates into a mass limit of 127.8  $\text{GeV}/c^2$  on  $m_h + m_A$ , whereas 138.0  $\text{GeV}/c^2$  is expected on average from background experiments.

Numerical values for the observed exclusions are given in Table 24.



**Fig. 13.** Distributions of  $m_h + m_A$  for the data taken in 2000a (left) and for the complementary data set (right). For both datasets, the mass distributions are given with the jet pairing chosen to minimize the dijet mass difference (above), and including all pairings (below). The points are the data; the light and dark histograms represent the Standard Model four-fermion and  $q\bar{q}$  backgrounds, respectively. An  $hA$  signal ( $m_h = m_A = 95$   $\text{GeV}/c^2$ ) is superimposed; it is normalized to the excess observed in 2000a, and to the corresponding expectation for the complementary dataset. The 1998 data are below the signal threshold and discarded



**Fig. 14.** 95% CL upper bounds on the reduction factor  $C^2_{hA \rightarrow 4b}$ , as defined in Sect. 1.1. Results are presented for h and A bosons with equal masses (top) and with one mass fixed to  $15 \text{ GeV}/c^2$  (bottom). The limits observed in the data (full curve) are shown together with the expected median limits in background process experiments (dashed curve). The bands correspond to the 68.3% and 95.0% confidence intervals for background-only experiments

#### 4.2.2 The four- $\tau$ search

The results of the  $hA \rightarrow 4\tau$  analysis are shown in the  $(m_h, m_A)$  plane in Fig. 12 and as a function of  $m_h + m_A$  for mass-degenerate h and A bosons in Fig. 15. In the case of no suppression, this very sensitive search allows a large range of masses to be excluded, from the  $\tau^+\tau^-$  threshold up to around  $10 \text{ GeV}/c^2$  below the kinematical limit. For equal h and A masses, this translates into a mass limit of  $93.6 \text{ GeV}/c^2$ . Limits on  $C^2_{hA \rightarrow 4\tau}$  are very strong, e.g. below 10% up to  $140 \text{ GeV}/c^2$  in  $m_h + m_A$  for equal masses, allowing large portions of the mass plane to be excluded even up to  $C^2_{hA \rightarrow 4\tau} \sim 0.25$ , as shown in Fig. 12. Finally, Fig. 15 also shows the results when one Higgs boson mass is fixed at  $4 \text{ GeV}/c^2$ . In this case, full strength production is excluded up to  $m_h, m_A = 158.1 \text{ GeV}/c^2$ .

Numerical values for the observed exclusions are given in Table 25.

#### 4.2.3 hZ with $h \rightarrow b\bar{b}$ and $h \rightarrow \tau^+\tau^-$

The upper limits on the suppression factors for hZ production followed by a direct decay of the h boson into  $\tau$  lepton or b quark pairs, are shown as a function of  $m_h$  in Fig. 16. For full strength production and decay, mass limits of  $112.4$  and  $114.6 \text{ GeV}/c^2$  on  $m_h$  are obtained in the two channels, respectively (the mass limit in the  $\tau^+\tau^-$

channel is not absolute, since there is an unexcluded region around  $m_h = 40 \text{ GeV}/c^2$ ). Upper limits on the suppression factors lower than 10% are obtained for  $m_h$  from the  $b\bar{b}$  threshold up to  $85 \text{ GeV}/c^2$  in the case of b decays. The limits are much weaker in the case of  $\tau$  decays with upper bounds of 20% for  $m_h$  between 50 and  $90 \text{ GeV}/c^2$ .

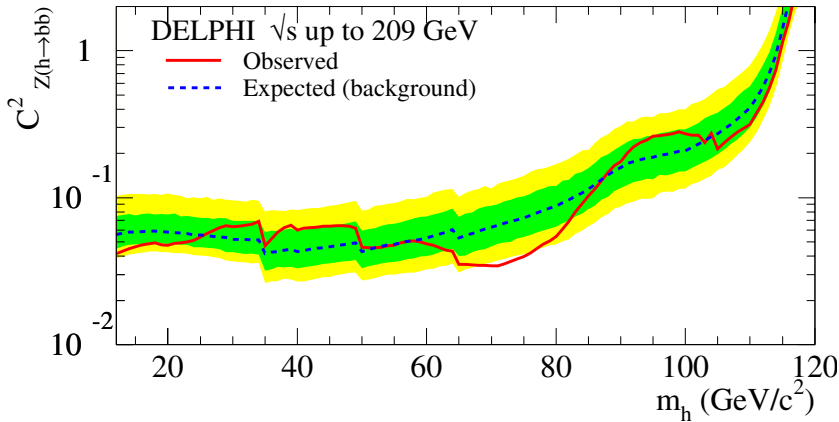
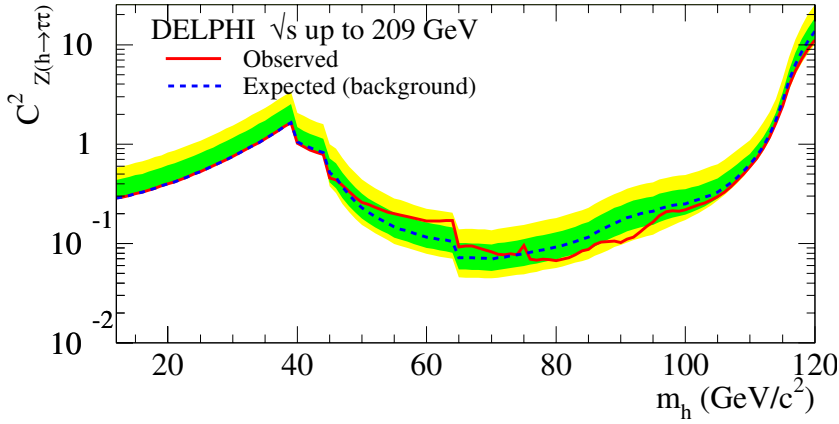
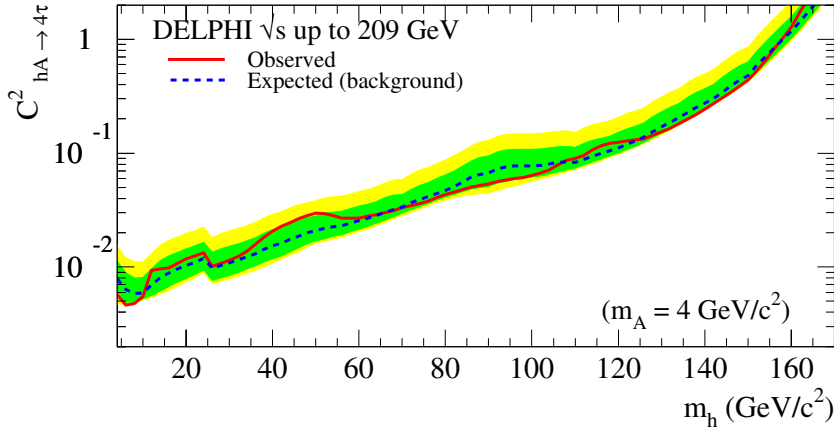
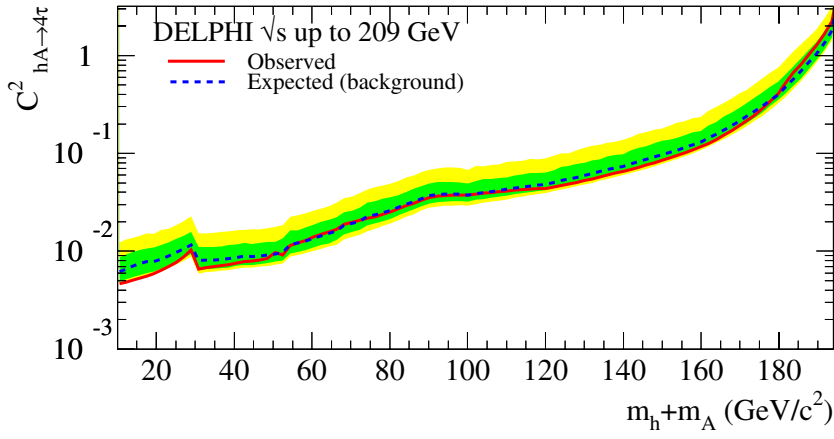
Numerical values for the observed exclusions are given in Tables 26 and 27.

#### 4.3 hA and hZ production: cascade decays

The analysis described in Sect. 3.1 is applied to the search for Higgs bosons involving cascade decays. Compared to the previous section, the only differences are the signal selection efficiencies, which are sensitive to the details of the final state. The primary hA and hZ production rates are the same as above.

Results on the final state with six b quarks, originating from hA production with intermediary decay of the h boson into two A bosons, are displayed in Fig. 12. The high number of b quarks in the final state makes the search sensitive even for small suppression factors. For full strength production and decay, the limit on  $m_h$  is  $114.5 \text{ GeV}/c^2$  when  $m_A \sim m_h/2$ , and  $136.3 \text{ GeV}/c^2$  when  $m_A = 12 \text{ GeV}/c^2$ .

Production of four b quarks in addition to a Z boson through the process  $hZ \rightarrow (AA)Z$ , is constrained as shown



**Fig. 15.** 95% CL upper bounds on the reduction factor  $C_{hA \rightarrow 4\tau}^2$ , as defined in the text. Results are presented in the four- $\tau$  channel for  $h$  and  $A$  bosons with equal masses (top) and with one mass fixed to  $4 \text{ GeV}/c^2$  (bottom). The limits observed in the data (full curve) are shown together with the expected median limits in background process experiments (dashed curve). The bands correspond to the 68.3% and 95.0% confidence intervals for background-only experiments

**Fig. 16.** 95% CL upper bounds on the reduction factors  $C_{Z(h \rightarrow \tau\tau)}^2$  and  $C_{Z(h \rightarrow bb)}^2$ , as defined in Sect. 1.1. The limits observed in the data (full curve) are shown together with the expected median limits in background process experiments (dashed curve). The bands correspond to the 68.3% and 95.0% confidence intervals for background-only experiments. The shape of the results in the  $\tau$  channel is due to the sensitivity of the LEP2 analyses starting at  $40 \text{ GeV}/c^2$  and to LEP1 analyses applied on subsets of the data sample only

in Fig. 12. The  $m_h$  range covered is bounded from above because of the high mass of the associated Z boson. In the case of no suppression (in other words, if this channel is dominant), the present analysis constrains the h mass to be above  $\sim 95 \text{ GeV}/c^2$ , for any  $m_A$  between the b quark decay threshold and  $m_h/2$ .

The similar  $hA \rightarrow h(hZ)$  process is found to be unconstrained by the present work. The reasons are that the hA cross-section decreases much faster than the hZ cross-section when approaching the kinematic limit, leading to reduced sensitivity. Furthermore, the excess observed in the data taken in 2000a (see Table 7 and the discussion given in the previous section) is enough to forbid any exclusion in this channel. This conclusion also applies to the (AZ)A process, as argued in Sect. 1.1.

Numerical values for the observed exclusions are given in Tables 28 and 29.

## 5 Conclusions

Searches for Higgs production have been performed in various channels, using the data recorded by DELPHI at LEP2, relying extensively on a multi-purpose b-tagging analysis. The much studied  $hA \rightarrow 4b$  channel has been revisited and extended sensitivity towards large h and A mass differences was obtained. The decay  $h \rightarrow AA$  was also considered and searched for in hA and hZ production. In these three cases large portions of the  $(m_h, m_A)$  plane are excluded, depending on a global suppression factor. The decay  $A \rightarrow hZ$  was also studied but was found unconstrained.

Four-b final states were searched for in the LEP1 data, in the hA channel and in the Yukawa process. The results of the hA channel contribute to the coverage of the  $(m_h, m_A)$  plane at low masses. The search for the Yukawa process allowed the enhancement of the h and A coupling to b quarks to be constrained for a large mass range of these bosons. The  $b\bar{b}\tau^+\tau^-$  final state was investigated in the context of the Yukawa process, and is constrained over the same mass range.

Finally, models in which different Higgs doublets couple preferentially to quarks or to leptons will predict dominant heavy-lepton decays. The four- $\tau$  final state from Yukawa production was searched for at LEP1. The  $hA \rightarrow 4\tau$  channel was investigated at LEP2, and strongly constrained by the present analysis.

The emphasis of this work is on the model-independence of the results. All results are presented in a form that allows their reinterpretation in a large class of models of the electroweak scalar sector.

*Acknowledgements.* We are greatly indebted to our technical collaborators, to the members of the CERN-SL Division for the excellent performance of the LEP collider, and to the funding agencies for their support in building and operating the DELPHI detector. We acknowledge in particular the support of Austrian Federal Ministry of Education, Science and Culture, GZ 616.364/2-III/2a/98, FNRS-FWO, Flanders Institute

to encourage scientific and technological research in the industry (IWT), Belgium, FINEP, CNPq, CAPES, FUJB and FAPERJ, Brazil, Czech Ministry of Industry and Trade, GA CR 202/99/1362, Commission of the European Communities (DG XII), Direction des Sciences de la Matière, CEA, France, Bundesministerium für Bildung, Wissenschaft, Forschung und Technologie, Germany, General Secretariat for Research and Technology, Greece, National Science Foundation (NWO) and Foundation for Research on Matter (FOM), The Netherlands, Norwegian Research Council, State Committee for Scientific Research, Poland, SPUB-M/CERN/PO3/DZ296/2000, SPUB-M/CERN/PO3/DZ297/2000, 2P03B 104 19 and 2P03B 69 23(2002-2004) FCT – Fundação para a Ciência e Tecnologia, Portugal, Vedecka grantova agentura MS SR, Slovakia, Nr. 95/5195/134, Ministry of Science and Technology of the Republic of Slovenia, CICYT, Spain, AEN99-0950 and AEN99-0761, The Swedish Natural Science Research Council, Particle Physics and Astronomy Research Council, UK, Department of Energy, USA, DE-FG02-01ER41155. EEC RTN contract HPRN-CT-00292-2002.

## A Efficiencies

Signal efficiencies for all analyses presented in this paper are given below. The quoted uncertainties are statistical only.

**Table 13.** Signal efficiencies in the  $b\bar{b}(h \rightarrow b\bar{b})$  and  $b\bar{b}(A \rightarrow b\bar{b})$  channels (LEP1)

mass ( $\text{GeV}/c^2$ )	three-jet eff. (%)		four-jet eff. (%)	
	Bin 1	Bin 2	Bin 1	Bin 2
$m_h = 11$	$0.5 \pm 0.1$	$1.2 \pm 0.2$	$0.4 \pm 0.1$	$0.5 \pm 0.1$
	$13$	$0.6 \pm 0.1$	$0.7 \pm 0.1$	$0.7 \pm 0.1$
	$15$	$0.4 \pm 0.1$	$0.8 \pm 0.1$	$0.9 \pm 0.1$
	$20$	$0.5 \pm 0.1$	$1.0 \pm 0.1$	$1.1 \pm 0.2$
	$30$	$0.7 \pm 0.1$	$1.2 \pm 0.2$	$1.8 \pm 0.2$
	$40$	$0.6 \pm 0.1$	$1.5 \pm 0.2$	$1.8 \pm 0.2$
$m_A = 11$	$0.6 \pm 0.1$	$0.9 \pm 0.1$	$1.3 \pm 0.2$	$1.8 \pm 0.2$
	$13$	$0.6 \pm 0.1$	$1.4 \pm 0.2$	$0.9 \pm 0.1$
	$15$	$0.5 \pm 0.1$	$1.3 \pm 0.2$	$0.8 \pm 0.1$
	$20$	$0.5 \pm 0.1$	$1.0 \pm 0.1$	$1.1 \pm 0.2$
	$30$	$0.5 \pm 0.1$	$1.1 \pm 0.2$	$1.4 \pm 0.2$
	$40$	$0.5 \pm 0.1$	$1.3 \pm 0.2$	$1.7 \pm 0.2$
$50$	$0.4 \pm 0.1$	$1.5 \pm 0.2$	$1.8 \pm 0.2$	$2.2 \pm 0.2$
$50$	$0.5 \pm 0.1$	$1.1 \pm 0.1$	$1.7 \pm 0.2$	$1.8 \pm 0.2$

**Table 14.** Signal efficiencies in the  $hA \rightarrow 4b$  channel (LEP1). The efficiencies are symmetric in  $m_h$  and  $m_A$ 

mass ( $\text{GeV}/c^2$ ) $m_A, m_h$	three-jet eff. (%)		four-jet eff. (%)	
	Bin 1	Bin 2	Bin 1	Bin 2
12,20	$0.8 \pm 0.1$	$1.7 \pm 0.2$	$1.2 \pm 0.1$	$1.1 \pm 0.1$
12,30	$0.9 \pm 0.1$	$2.0 \pm 0.2$	$1.5 \pm 0.1$	$1.4 \pm 0.1$
12,40	$1.0 \pm 0.1$	$1.8 \pm 0.2$	$1.3 \pm 0.1$	$1.1 \pm 0.1$
12,50	$1.0 \pm 0.1$	$1.9 \pm 0.2$	$1.3 \pm 0.1$	$1.2 \pm 0.1$
12,60	$0.8 \pm 0.1$	$1.5 \pm 0.1$	$0.9 \pm 0.1$	$0.8 \pm 0.1$
12,70	$0.4 \pm 0.1$	$0.7 \pm 0.1$	$0.4 \pm 0.1$	$0.3 \pm 0.1$
20,20	$0.9 \pm 0.1$	$2.0 \pm 0.2$	$2.4 \pm 0.2$	$3.4 \pm 0.2$
20,30	$0.9 \pm 0.1$	$1.6 \pm 0.2$	$2.4 \pm 0.2$	$3.5 \pm 0.3$
20,40	$0.7 \pm 0.1$	$1.3 \pm 0.1$	$1.8 \pm 0.2$	$2.5 \pm 0.2$
20,50	$0.7 \pm 0.1$	$1.3 \pm 0.2$	$1.6 \pm 0.2$	$2.0 \pm 0.2$
20,60	$0.7 \pm 0.1$	$1.1 \pm 0.1$	$1.3 \pm 0.1$	$1.2 \pm 0.1$
30,30	$0.7 \pm 0.1$	$1.8 \pm 0.2$	$2.0 \pm 0.2$	$2.7 \pm 0.2$
30,40	$0.6 \pm 0.1$	$1.2 \pm 0.1$	$1.6 \pm 0.2$	$2.4 \pm 0.2$
30,50	$0.4 \pm 0.1$	$1.3 \pm 0.1$	$1.7 \pm 0.2$	$2.1 \pm 0.2$
40,40	$0.6 \pm 0.1$	$1.1 \pm 0.1$	$1.8 \pm 0.2$	$2.0 \pm 0.2$

**Table 15.** Signal efficiencies in the  $b\bar{b}(h \rightarrow \tau^+\tau^-)$  and  $b\bar{b}(A \rightarrow \tau^+\tau^-)$  channels (LEP1)

mass ( $\text{GeV}/c^2$ ) $m_h$	efficiency (%)	mass ( $\text{GeV}/c^2$ ) $m_A$	efficiency (%)
4	$0.8 \pm 0.1$	4	$1.0 \pm 0.1$
7	$1.1 \pm 0.1$	7	$1.4 \pm 0.1$
9	$1.3 \pm 0.1$	9	$1.8 \pm 0.1$
10	$1.5 \pm 0.1$	10	$1.8 \pm 0.1$
12	$1.7 \pm 0.1$	12	$1.7 \pm 0.1$
15	$1.9 \pm 0.1$	15	$2.0 \pm 0.1$
20	$2.2 \pm 0.2$	20	$2.3 \pm 0.2$
30	$3.3 \pm 0.2$	30	$3.2 \pm 0.2$
40	$3.8 \pm 0.2$	40	$3.8 \pm 0.2$
50	$3.7 \pm 0.2$	50	$4.1 \pm 0.2$

**Table 16.** Signal efficiencies in the four-prong  $\tau^+\tau^-(h \rightarrow \tau^+\tau^-)$  and  $\tau^+\tau^-(A \rightarrow \tau^+\tau^-)$  channels (LEP1)

mass ( $\text{GeV}/c^2$ ) $m_h$	efficiency (%)	mass ( $\text{GeV}/c^2$ ) $m_A$	efficiency (%)
4	$3.0 \pm 0.2$	4	$3.2 \pm 0.2$
7	$5.3 \pm 0.2$	7	$5.6 \pm 0.2$
9	$5.8 \pm 0.2$	9	$5.9 \pm 0.2$
10	$6.0 \pm 0.2$	10	$5.7 \pm 0.2$
12	$6.3 \pm 0.2$	12	$6.2 \pm 0.2$
15	$5.9 \pm 0.2$	15	$6.2 \pm 0.2$
20	$6.1 \pm 0.2$	20	$5.7 \pm 0.2$
30	$6.2 \pm 0.2$	30	$5.8 \pm 0.2$
40	$6.5 \pm 0.2$	40	$6.3 \pm 0.2$
50	$6.2 \pm 0.2$	50	$5.9 \pm 0.2$

**Table 17.** Signal efficiencies in the six-prong  $\tau^+\tau^-(h \rightarrow \tau^+\tau^-)$  and  $\tau^+\tau^-(A \rightarrow \tau^+\tau^-)$  channels (LEP1)

mass ( $\text{GeV}/c^2$ ) $m_h$	efficiency (%)	mass ( $\text{GeV}/c^2$ ) $m_A$	efficiency (%)
4	$2.4 \pm 0.2$	4	$2.5 \pm 0.2$
7	$3.9 \pm 0.2$	7	$4.3 \pm 0.2$
9	$4.5 \pm 0.2$	9	$4.6 \pm 0.2$
10	$4.3 \pm 0.2$	10	$4.6 \pm 0.2$
12	$4.7 \pm 0.2$	12	$4.6 \pm 0.2$
15	$4.7 \pm 0.2$	15	$4.8 \pm 0.2$
20	$5.6 \pm 0.2$	20	$4.8 \pm 0.2$
30	$5.5 \pm 0.2$	30	$5.4 \pm 0.2$
40	$5.5 \pm 0.2$	40	$5.3 \pm 0.2$
50	$5.6 \pm 0.2$	50	$5.2 \pm 0.2$

**Table 18.** Signal efficiencies in the  $hA \rightarrow (AA)A \rightarrow 6b$  channel (LEP2)

mass ( $\text{GeV}/c^2$ ) $m_A, m_h$	efficiency (%)				
	$\sqrt{s} = 189 \text{ GeV}$	192 GeV	196 GeV	200 GeV	206 GeV
12,70	$27.1 \pm 1.6$	$26.9 \pm 1.6$	$27.4 \pm 1.7$	$27.3 \pm 1.7$	$26.6 \pm 1.6$
12,90	$44.2 \pm 2.1$	$44.0 \pm 2.1$	$44.1 \pm 2.1$	$42.3 \pm 2.1$	$41.8 \pm 2.0$
12,110	$47.9 \pm 2.2$	$48.1 \pm 2.2$	$48.8 \pm 2.2$	$49.6 \pm 2.2$	$49.0 \pm 2.2$
12,130	$42.8 \pm 2.1$	$43.4 \pm 2.1$	$44.4 \pm 2.1$	$44.1 \pm 2.1$	$44.0 \pm 2.1$
12,150	$36.3 \pm 1.9$	$38.1 \pm 2.0$	$39.7 \pm 2.0$	$41.0 \pm 2.0$	$42.4 \pm 2.1$
12,170	$4.2 \pm 0.7$	$4.6 \pm 0.7$	$5.9 \pm 0.8$	$11.3 \pm 1.1$	$22.7 \pm 1.5$
30,70	$49.1 \pm 2.2$	$49.6 \pm 2.3$	$48.5 \pm 2.2$	$49.0 \pm 2.2$	$48.8 \pm 2.2$
30,90	$52.5 \pm 2.3$	$53.2 \pm 2.3$	$53.7 \pm 2.3$	$53.7 \pm 2.3$	$53.7 \pm 2.3$
30,110	$54.3 \pm 2.3$	$54.2 \pm 2.3$	$54.4 \pm 2.3$	$54.5 \pm 2.3$	$54.5 \pm 2.3$
30,130	$53.2 \pm 2.3$	$53.9 \pm 2.3$	$53.9 \pm 2.3$	$53.7 \pm 2.3$	$53.6 \pm 2.3$
30,150	$50.1 \pm 2.3$	$49.8 \pm 2.3$	$50.4 \pm 2.3$	$51.0 \pm 2.3$	$51.0 \pm 2.3$
50,110	$56.3 \pm 2.4$	$56.9 \pm 2.4$	$57.9 \pm 2.4$	$57.9 \pm 2.4$	$57.9 \pm 2.4$
50,130	$57.0 \pm 2.4$	$57.9 \pm 2.4$	$58.4 \pm 2.4$	$58.5 \pm 2.4$	$58.6 \pm 2.4$



**Table 19.** Signal efficiencies in the  $hZ \rightarrow (AA)Z \rightarrow 4b + \text{jets}$  channel (LEP2)

mass ( $\text{GeV}/c^2$ )	efficiency (%)					
	$m_{A,m_h}$	$\sqrt{s} = 189 \text{ GeV}$	192 GeV	196 GeV	200 GeV	206 GeV
12,30		$6.9 \pm 0.8$	$7.7 \pm 0.9$	$8.3 \pm 0.9$	$7.6 \pm 0.9$	$8.3 \pm 0.9$
12,50		$13.8 \pm 1.2$	$13.8 \pm 1.2$	$14.7 \pm 1.2$	$14.8 \pm 1.2$	$14.7 \pm 1.2$
12,70		$20.7 \pm 1.4$	$20.3 \pm 1.4$	$19.9 \pm 1.4$	$19.8 \pm 1.4$	$20.2 \pm 1.4$
12,90		$20.9 \pm 1.4$	$21.8 \pm 1.5$	$20.9 \pm 1.4$	$21.0 \pm 1.4$	$21.1 \pm 1.5$
12,105					$23.0 \pm 1.5$	$23.7 \pm 1.5$
20,50	$13.0 \pm 1.1$	$12.3 \pm 1.1$	$12.2 \pm 1.1$	$12.3 \pm 1.1$	$12.3 \pm 1.1$	$12.3 \pm 1.1$
20,70	$14.4 \pm 1.2$	$14.4 \pm 1.2$	$13.8 \pm 1.2$	$13.8 \pm 1.2$	$13.8 \pm 1.2$	$13.7 \pm 1.2$
20,90	$19.0 \pm 1.4$	$18.9 \pm 1.4$	$18.4 \pm 1.4$	$18.5 \pm 1.4$	$18.5 \pm 1.4$	$18.4 \pm 1.4$
20,105				$19.4 \pm 1.4$	$21.1 \pm 1.5$	
30,70	$16.8 \pm 1.3$	$17.0 \pm 1.3$	$15.5 \pm 1.3$	$15.6 \pm 1.3$	$15.6 \pm 1.3$	$15.5 \pm 1.3$
30,90	$21.9 \pm 1.5$	$22.3 \pm 1.5$	$22.2 \pm 1.5$	$22.3 \pm 1.5$	$22.3 \pm 1.5$	$22.3 \pm 1.5$
30,105				$24.8 \pm 1.6$	$24.8 \pm 1.6$	
40,90	$22.1 \pm 1.6$	$22.4 \pm 1.6$	$22.2 \pm 1.6$	$22.3 \pm 1.6$	$22.3 \pm 1.6$	$22.3 \pm 1.6$
40,105				$26.1 \pm 1.7$	$25.4 \pm 1.7$	

**Table 20.** Signal efficiencies in the  $hA \rightarrow h(hZ) \rightarrow 4b + \text{jets}$  channel (LEP2)

mass ( $\text{GeV}/c^2$ )	efficiency (%)					
	$m_{A,m_h}$	$\sqrt{s} = 189 \text{ GeV}$	192 GeV	196 GeV	200 GeV	206 GeV
12,110		$10.6 \pm 1.0$	$10.6 \pm 1.0$	$10.5 \pm 1.0$	$10.6 \pm 1.0$	$10.5 \pm 1.0$
12,130		$14.6 \pm 1.2$	$14.5 \pm 1.2$	$14.8 \pm 1.2$	$14.6 \pm 1.2$	$15.4 \pm 1.3$
12,150		$14.3 \pm 1.2$	$14.1 \pm 1.2$	$14.3 \pm 1.2$	$14.9 \pm 1.2$	$15.4 \pm 1.3$
12,170		$10.8 \pm 1.1$	$12.6 \pm 1.2$	$13.5 \pm 1.3$	$13.9 \pm 1.3$	$14.2 \pm 1.3$
30,130		$15.1 \pm 1.3$	$15.1 \pm 1.3$	$15.4 \pm 1.3$	$15.7 \pm 1.3$	$15.6 \pm 1.3$
30,150		$15.8 \pm 1.3$	$15.6 \pm 1.3$	$16.0 \pm 1.3$	$16.2 \pm 1.3$	$16.2 \pm 1.3$

**Table 21.** Signal efficiencies in the  $hA \rightarrow 4b$  channel (LEP2). The efficiencies are symmetric in  $m_h$  and  $m_A$ 

mass ( $\text{GeV}/c^2$ )	efficiency (%)					
	$m_{A,m_h}$	$\sqrt{s} = 189 \text{ GeV}$	192 GeV	196 GeV	200 GeV	206 GeV
12,50		$2.5 \pm 0.5$	$2.0 \pm 0.4$	$1.6 \pm 0.4$	$1.3 \pm 0.4$	$1.3 \pm 0.4$
12,70		$15.7 \pm 1.3$	$15.3 \pm 1.2$	$15.4 \pm 1.2$	$15.4 \pm 1.2$	$14.5 \pm 1.2$
12,90		$25.4 \pm 1.6$	$25.0 \pm 1.6$	$24.8 \pm 1.6$	$24.5 \pm 1.6$	$23.6 \pm 1.6$
12,110		$30.7 \pm 1.8$	$31.8 \pm 1.8$	$31.7 \pm 1.8$	$31.4 \pm 1.8$	$30.9 \pm 1.8$
12,130		$30.5 \pm 1.7$	$31.1 \pm 1.8$	$30.6 \pm 1.7$	$31.8 \pm 1.8$	$31.3 \pm 1.8$
12,150		$23.1 \pm 1.5$	$23.8 \pm 1.5$	$24.2 \pm 1.6$	$25.2 \pm 1.6$	$26.3 \pm 1.6$
12,170		$8.6 \pm 0.9$	$10.0 \pm 1.0$	$11.7 \pm 1.1$	$14.5 \pm 1.2$	$17.1 \pm 1.3$
30,30		$3.0 \pm 0.5$	$3.0 \pm 0.5$	$2.9 \pm 0.5$	$2.8 \pm 0.5$	$2.9 \pm 0.5$
30,50		$16.0 \pm 1.3$	$15.8 \pm 1.3$	$15.2 \pm 1.2$	$14.5 \pm 1.2$	$14.1 \pm 1.2$
30,70		$30.3 \pm 1.7$	$30.4 \pm 1.7$	$30.8 \pm 1.8$	$30.3 \pm 1.7$	$29.5 \pm 1.7$
30,90		$35.1 \pm 1.9$	$35.7 \pm 1.9$	$35.0 \pm 1.9$	$35.2 \pm 1.9$	$35.3 \pm 1.9$
30,110		$35.2 \pm 1.9$	$35.6 \pm 1.9$	$35.4 \pm 1.9$	$34.6 \pm 1.9$	$34.9 \pm 1.9$
30,130		$31.9 \pm 1.8$	$32.9 \pm 1.8$	$33.7 \pm 1.8$	$33.6 \pm 1.8$	$34.3 \pm 1.9$
30,150		$24.0 \pm 1.5$	$26.4 \pm 1.6$	$27.4 \pm 1.7$	$27.0 \pm 1.6$	$27.2 \pm 1.6$
50,50		$33.7 \pm 1.8$	$33.8 \pm 1.8$	$33.7 \pm 1.8$	$34.1 \pm 1.8$	$33.5 \pm 1.8$
50,70		$33.1 \pm 1.8$	$33.7 \pm 1.8$	$32.9 \pm 1.8$	$32.8 \pm 1.8$	$33.4 \pm 1.8$
50,90		$37.4 \pm 1.9$	$37.9 \pm 1.9$	$38.7 \pm 2.0$	$38.9 \pm 2.0$	$39.2 \pm 2.0$
50,110		$37.3 \pm 1.9$	$37.3 \pm 1.9$	$37.5 \pm 1.9$	$37.3 \pm 1.9$	$36.8 \pm 1.9$
50,130		$31.8 \pm 1.8$	$33.1 \pm 1.8$	$34.4 \pm 1.9$	$33.8 \pm 1.8$	$34.7 \pm 1.9$
70,70		$36.8 \pm 1.9$	$37.3 \pm 1.9$	$37.4 \pm 1.9$	$37.5 \pm 1.9$	$37.9 \pm 1.9$
70,90		$41.2 \pm 2.0$	$41.5 \pm 2.0$	$41.7 \pm 2.0$	$42.1 \pm 2.1$	$42.5 \pm 2.1$
70,110		$37.4 \pm 1.9$	$37.9 \pm 1.9$	$38.9 \pm 2.0$	$38.3 \pm 2.0$	$38.9 \pm 2.0$

**Table 22.** Signal efficiencies in the  $hA \rightarrow 4\tau$  channel (examples given at  $\sqrt{s}=200$  GeV). The efficiencies are symmetric in  $m_h$  and  $m_A$

mass (GeV/ $c^2$ )	efficiency (%)			
	$m_A, m_h$	four-jet	three-jet	two-jet
4,4				$37.0 \pm 2.3$
4,15				$29.0 \pm 2.2$
4,35			$10.6 \pm 2.1$	$15.8 \pm 2.2$
4,50			$11.9 \pm 2.1$	$11.7 \pm 2.1$
4,70			$28.4 \pm 2.2$	$6.3 \pm 2.1$
4,90			$43.4 \pm 2.3$	$5.7 \pm 2.1$
4,125			$44.7 \pm 2.3$	$3.1 \pm 2.0$
4,170	$4.0 \pm 2.0$		$23.5 \pm 2.2$	$4.7 \pm 2.1$
15,15	$3.5 \pm 2.0$			$19.1 \pm 2.2$
15,35	$5.9 \pm 2.1$			$14.3 \pm 2.2$
15,50	$10.3 \pm 2.1$			$12.9 \pm 2.1$
15,70	$26.1 \pm 2.2$	$2.3 \pm 2.0$		$12.1 \pm 2.1$
15,90	$32.7 \pm 2.3$	$3.1 \pm 2.0$		$11.3 \pm 2.1$
15,125	$32.3 \pm 2.3$	$2.2 \pm 2.0$		$7.8 \pm 2.1$
15,170	$18.1 \pm 2.2$	$4.1 \pm 2.0$		$8.4 \pm 2.1$
35,35	$13.3 \pm 2.1$			$12.7 \pm 2.1$
35,50	$26.4 \pm 2.2$			$11.3 \pm 2.1$
35,70	$39.0 \pm 2.3$			$10.4 \pm 2.1$
35,90	$41.1 \pm 2.3$	$2.3 \pm 2.0$		$9.0 \pm 2.1$
35,125	$38.6 \pm 2.3$	$2.3 \pm 2.0$		$7.6 \pm 2.1$
35,150	$37.2 \pm 2.3$	$3.0 \pm 2.0$		$6.9 \pm 2.1$
50,50	$38.7 \pm 2.3$			$10.4 \pm 2.1$
50,70	$43.5 \pm 2.3$	$2.6 \pm 2.0$		$9.2 \pm 2.1$
50,90	$42.9 \pm 2.3$	$2.6 \pm 2.0$		$7.6 \pm 2.1$
50,135	$43.2 \pm 2.3$	$2.6 \pm 2.0$		$6.1 \pm 2.1$
70,70	$45.5 \pm 2.3$	$2.5 \pm 2.0$		$7.3 \pm 2.1$
70,90	$49.5 \pm 2.3$	$2.8 \pm 2.0$		$5.4 \pm 2.1$
70,115	$49.7 \pm 2.3$	$3.5 \pm 2.0$		$5.1 \pm 2.1$
90,90	$49.4 \pm 2.3$	$4.0 \pm 2.1$		$5.2 \pm 2.1$

**B Excluded couplings per process**

This appendix contains tables of excluded couplings and suppression factors as functions of the involved Higgs boson masses, for all processes considered in this work. The mass granularity has been reduced in order to limit the size of the tables. FORTRAN routines containing the complete information can be obtained from the DELPHI collaboration on request.

Note that for the Yukawa process the results are given at the matrix element level rather than at the cross-section level (i.e. C instead of  $C^2$ ); for all other cases the  $C^2$  factors are listed. All masses are in GeV/ $c^2$ .

**Table 24.  $hA \rightarrow 4b$ :** upper bounds on  $C_{hA \rightarrow 4b}^2$ , combining the analyses presented here and the results of [5]. The results are given as a function of  $m_h$  and  $m_A$  (GeV/ $c^2$ ), and are symmetric in  $m_h$  and  $m_A$

$m_h, m_A$	$C_{hA \rightarrow 4b}^2$	$m_h, m_A$	$C_{hA \rightarrow 4b}^2$	$m_h, m_A$	$C_{hA \rightarrow 4b}^2$
12,12	0.022	115,15	0.569	115,25	0.652
15,12	0.011	120,15	0.685	120,25	0.843
20,12	0.005	125,15	0.841	125,25	$\geq 1$
25,12	0.005	130,15	$\geq 1$	30,30	0.005
30,12	0.005	20,20	0.002	35,30	0.006
35,12	0.007	25,20	0.002	40,30	0.010
40,12	0.009	30,20	0.003	45,30	0.015
45,12	0.011	35,20	0.004	50,30	0.023
50,12	0.015	40,20	0.006	55,30	0.049
55,12	0.025	45,20	0.008	60,30	0.109
60,12	0.048	50,20	0.013	65,30	0.111
65,12	0.114	55,20	0.025	70,30	0.166
70,12	0.255	60,20	0.059	75,30	0.223
75,12	0.318	65,20	0.162	80,30	0.247
80,12	0.335	70,20	0.273	85,30	0.268
85,12	0.347	75,20	0.288	90,30	0.258
90,12	0.355	80,20	0.301	95,30	0.299
95,12	0.380	85,20	0.301	100,30	0.354
100,12	0.406	90,20	0.322	105,30	0.392
105,12	0.445	95,20	0.357	110,30	0.375
110,12	0.471	100,20	0.409	115,30	0.444
115,12	0.574	105,20	0.423	120,30	0.559
120,12	0.671	110,20	0.515	125,30	0.711
125,12	0.819	115,20	0.628	130,30	0.918
130,12	$\geq 1$	120,20	0.727	135,30	$\geq 1$
15,15	0.004	125,20	0.878	35,35	0.009
20,15	0.003	130,20	$\geq 1$	40,35	0.014
25,15	0.003	25,25	0.003	45,35	0.024
30,15	0.004	30,25	0.003	50,35	0.045
35,15	0.005	35,25	0.006	55,35	0.088
40,15	0.007	40,25	0.007	60,35	0.092
45,15	0.010	45,25	0.012	65,35	0.139
50,15	0.013	50,25	0.017	70,35	0.119
55,15	0.025	55,25	0.040	75,35	0.209
60,15	0.048	60,25	0.109	80,35	0.253
65,15	0.120	65,25	0.247	85,35	0.267
70,15	0.264	70,25	0.235	90,35	0.268
75,15	0.320	75,25	0.253	95,35	0.302
80,15	0.326	80,25	0.262	100,35	0.264
85,15	0.331	85,25	0.287	105,35	0.290
90,15	0.341	90,25	0.316	110,35	0.404
95,15	0.378	95,25	0.370	115,35	0.525
100,15	0.408	100,25	0.387	120,35	0.671
105,15	0.447	105,25	0.490	125,35	0.862
110,15	0.476	110,25	0.537	130,35	$\geq 1$

**Table 23. Yukawa channels:** upper bounds on the Yukawa C factors defined in Section 1.1, as function of  $m_h$  or  $m_A$  (GeV/ $c^2$ )

$m_h, m_A$	4	6	9	12	15	20	30	40	50
$C_{bb(h \rightarrow bb)}$				17.7	18.1	20.7	29.0	48.9	108.2
$C_{bb(A \rightarrow bb)}$				18.4	19.0	21.0	31.8	54.8	114.9
$C_{bb(h \rightarrow \tau\tau)}$	10.3	11.1	12.3	12.9	14.5	17.6	24.5	40.0	77.5
$C_{bb(A \rightarrow \tau\tau)}$	12.8	12.9	12.8	15.2	16.3	19.3	27.7	44.4	81.0
$C_{\tau\tau(h \rightarrow \tau\tau)}$	27.3	27.7	30.5	35.9	44.0	57.3	120.1		
$C_{\tau\tau(A \rightarrow \tau\tau)}$	29.4	28.5	31.7	37.8	44.8	62.1	128.1		

Table 24. (continued)

$m_h, m_A$	$C_{hA \rightarrow 4b}^2$	$m_h, m_A$	$C_{hA \rightarrow 4b}^2$	$m_h, m_A$	$C_{hA \rightarrow 4b}^2$
40,40	0.022	65,50	0.069	120,60	$\geq 1$
45,40	0.043	70,50	0.089	65,65	0.123
50,40	0.057	75,50	0.128	70,65	0.165
55,40	0.060	80,50	0.229	75,65	0.169
60,40	0.089	85,50	0.239	80,65	0.162
65,40	0.084	90,50	0.267	85,65	0.208
70,40	0.126	95,50	0.285	90,65	0.234
75,40	0.130	100,50	0.372	95,65	0.353
80,40	0.157	105,50	0.444	100,65	0.417
85,40	0.187	110,50	0.496	105,65	0.598
90,40	0.188	115,50	0.668	110,65	0.947
95,40	0.216	120,50	0.927	115,65	$\geq 1$
100,40	0.248	125,50	$\geq 1$	70,70	0.163
105,40	0.363	55,55	0.051	75,70	0.155
110,40	0.433	60,55	0.058	80,70	0.160
115,40	0.554	65,55	0.087	85,70	0.218
120,40	0.728	70,55	0.114	90,70	0.226
125,40	0.965	75,55	0.137	95,70	0.337
130,40	$\geq 1$	80,55	0.188	100,70	0.477
45,45	0.071	85,55	0.261	105,70	0.722
50,45	0.065	90,55	0.260	110,70	$\geq 1$
55,45	0.063	95,55	0.308	75,75	0.164
60,45	0.072	100,55	0.368	80,75	0.179
65,45	0.083	105,55	0.438	85,75	0.228
70,45	0.082	110,55	0.582	90,75	0.242
75,45	0.149	115,55	0.830	95,75	0.430
80,45	0.209	120,55	$\geq 1$	100,75	0.658
85,45	0.191	60,60	0.085	105,75	$\geq 1$
90,45	0.223	65,60	0.108	80,80	0.171
95,45	0.218	70,60	0.123	85,80	0.237
100,45	0.331	75,60	0.174	90,80	0.306
105,45	0.371	80,60	0.187	95,80	0.482
110,45	0.468	85,60	0.203	100,80	0.913
115,45	0.606	90,60	0.266	105,80	$\geq 1$
120,45	0.812	95,60	0.327	85,85	0.273
125,45	$\geq 1$	100,60	0.383	90,85	0.415
50,50	0.060	105,60	0.495	95,85	0.818
55,50	0.056	110,60	0.666	100,85	$\geq 1$
60,50	0.054	115,60	0.988	90,90	0.849

Table 25. (continued)

$m_h, m_A$	$C_{hA \rightarrow 4\tau}^2$	$m_h, m_A$	$C_{hA \rightarrow 4\tau}^2$	$m_h, m_A$	$C_{hA \rightarrow 4\tau}^2$	$m_h, m_A$	$C_{hA \rightarrow 4\tau}^2$	$m_h, m_A$	$C_{hA \rightarrow 4\tau}^2$
115,20	0.122	65,35	0.044	50,10	0.040	115,20	0.122	65,35	0.044
120,20	0.142	70,35	0.043	55,10	0.043	120,20	0.142	70,35	0.043
125,20	0.169	80,35	0.052	60,10	0.044	125,20	0.169	80,35	0.052
130,20	0.209	90,35	0.059	65,10	0.043	130,20	0.209	90,35	0.059
135,20	0.308	100,35	0.080	70,10	0.041	135,20	0.308	100,35	0.080
140,20	0.387	110,35	0.115	80,10	0.052	140,20	0.387	110,35	0.115
145,20	0.530	115,35	0.139	90,10	0.064	145,20	0.530	115,35	0.139
150,20	0.751	120,35	0.172	100,10	0.068	150,20	0.751	120,35	0.172
155,20	$\geq 1$	125,35	0.220	110,10	0.089	155,20	$\geq 1$	125,35	0.220
25,25	0.008	130,35	0.273	115,10	0.110	25,25	0.008	130,35	0.273
30,25	0.013	135,35	0.383	120,10	0.123	30,25	0.013	135,35	0.383
35,25	0.017	140,35	0.534	125,10	0.135	35,25	0.017	140,35	0.534
40,25	0.018	145,35	0.851	130,10	0.177	40,25	0.018	145,35	0.851
45,25	0.024	150,35	$\geq 1$	135,10	0.214	45,25	0.024	150,35	$\geq 1$
50,25	0.029	40,40	0.025	140,10	0.265	50,25	0.029	40,40	0.025
55,25	0.035	45,40	0.033	145,10	0.372	55,25	0.035	45,40	0.033
60,25	0.041	50,40	0.040	150,10	0.513	60,25	0.041	50,40	0.040
65,25	0.044	55,40	0.046	155,10	0.779	65,25	0.044	55,40	0.046
70,25	0.043	60,40	0.044	160,10	$\geq 1$	70,25	0.043	60,40	0.044
80,25	0.052	65,40	0.043	15,15	0.006	80,25	0.052	65,40	0.043
90,25	0.054	70,40	0.043	20,15	0.007	90,25	0.054	70,40	0.043
100,25	0.062	80,40	0.055	25,15	0.009	100,25	0.062	80,40	0.055
110,25	0.099	90,40	0.067	30,15	0.011	110,25	0.099	90,40	0.067
115,25	0.119	100,40	0.093	35,15	0.014	115,25	0.119	100,40	0.093
120,25	0.144	110,40	0.129	40,15	0.020	120,25	0.144	110,40	0.129
125,25	0.180	115,40	0.150	45,15	0.022	125,25	0.180	115,40	0.150
130,25	0.228	120,40	0.184	50,15	0.024	130,25	0.228	120,40	0.184
135,25	0.298	125,40	0.250	55,15	0.029	135,25	0.298	125,40	0.250
140,25	0.420	130,40	0.330	60,15	0.033	140,25	0.420	130,40	0.330
145,25	0.582	135,40	0.461	65,15	0.036	145,25	0.582	135,40	0.461
150,25	0.843	140,40	0.688	70,15	0.036	150,25	0.843	140,40	0.688
155,25	$\geq 1$	155,40	$\geq 1$	80,15	0.046	155,25	$\geq 1$	155,40	$\geq 1$
30,30	0.013	45,45	0.038	90,15	0.052	30,30	0.013	45,45	0.038
35,30	0.019	50,45	0.039	100,15	0.067	35,30	0.019	50,45	0.039
40,30	0.020	55,45	0.043	110,15	0.091	40,30	0.020	55,45	0.043
45,30	0.025	60,45	0.043	115,15	0.111	45,30	0.025	60,45	0.043
50,30	0.028	65,45	0.043	120,15	0.134	50,30	0.028	65,45	0.043
55,30	0.040	70,45	0.045	125,15	0.163	55,30	0.040	70,45	0.045
60,30	0.043	80,45	0.056	130,15	0.206	60,30	0.043	80,45	0.056
65,30	0.044	90,45	0.074	135,15	0.270	65,30	0.044	90,45	0.074
70,30	0.043	100,45	0.102	140,15	0.366	70,30	0.043	100,45	0.102
80,30	0.048	110,45	0.150	145,15	0.502	80,30	0.048	110,45	0.150
90,30	0.056	115,45	0.186	150,15	0.711	90,30	0.056	115,45	0.186
100,30	0.075	120,45	0.237	155,15	$\geq 1$	100,30	0.075	120,45	0.237
110,30	0.106	125,45	0.341	20,20	0.007	110,30	0.106	125,45	0.341
115,30	0.126	130,45	0.403	25,20	0.009	115,30	0.126	130,45	0.403
120,30	0.156	135,45	0.624	30,20	0.010	120,30	0.156	135,45	0.624
125,30	0.196	140,45	$\geq 1$	35,20	0.017	125,30	0.196	140,45	$\geq 1$
130,30	0.246	50,50	0.038	40,20	0.016	130,30	0.246	50,50	0.038
135,30	0.335	55,50	0.041	45,20	0.025	135,30	0.335	55,50	0.041
140,30	0.463	60,50	0.043	50,20	0.025	140,30	0.463	60,50	0.043
145,30	0.665	65,50	0.045	55,20	0.030	145,30	0.665	65,50	0.045
150,30	$\geq 1$	70,50	0.048	60,20	0.035	150,30	$\geq 1$	70,50	0.048
35,35	0.021	80,50	0.061	65,20	0.041	35,35	0.021	80,50	0.061
40,35	0.023	90,50	0.081	70,20	0.041	40,35	0.023	90,50	0.081
45,35	0.031	100,50	0.115	80,20	0.047	45,35	0.031	100,50	0.115
50,35	0.039	110,50	0.175	90,20	0.053	50,35	0.039	110,50	0.175
55,35	0.046	115,50	0.212	100,20	0.069	55,35	0.046	115,50	0.212
60,35	0.045	120,50	0.292	110,20	0.094	60,35	0.045	120,50	0.292

**Table 25.  $hA \rightarrow 4\tau$ :** upper bounds on  $C_{hA \rightarrow 4\tau}^2$ , combining the two-jet, three-jet and four-jet streams. The results are given as a function of  $m_h$  and  $m_A$  ( $\text{GeV}/c^2$ ), and are symmetric in  $m_h$  and  $m_A$

$m_h, m_A$	$C_{hA \rightarrow 4\tau}^2$	$m_h, m_A$	$C_{hA \rightarrow 4\tau}^2$	$m_h, m_A$	$C_{hA \rightarrow 4\tau}^2$
5,5	0.005	65,5	0.034	145,5	0.356
10,5	0.005	70,5	0.037	150,5	0.498
15,5	0.010	80,5	0.050	155,5	0.847
20,5	0.012	90,5	0.059	160,5	$\geq 1$
25,5	0.010	100,5	0.074	10,10	0.006
30,5	0.012	110,5	0.104	15,10	0.011
35,5	0.017	115,5	0.125	20,10	0.007
40,5	0.021	120,5	0.140	25,10	0.010
45,5	0.027	125,5	0.152	30,10	0.015
50,5	0.032	130,5	0.170	35,10	0.016
55,5	0.033	135,5	0.215	40,10	0.018
60,5	0.031	140,5	0.270	45,10	0.025

**Table 25.** (continued)

$m_h, m_A$	$C_{hA \rightarrow 4\tau}^2$	$m_h, m_A$	$C_{hA \rightarrow 4\tau}^2$	$m_h, m_A$	$C_{hA \rightarrow 4\tau}^2$
125,50	0.402	60,60	0.043	115,65	0.555
130,50	0.637	65,60	0.048	120,65	$\geq 1$
135,50	0.884	70,60	0.054	70,70	0.066
140,50	$\geq 1$	80,60	0.072	80,70	0.087
55,55	0.041	90,60	0.097	90,70	0.128
60,55	0.044	100,60	0.151	100,70	0.212
65,55	0.046	110,60	0.263	110,70	0.435
70,55	0.049	115,60	0.395	115,70	0.728
80,55	0.067	120,60	0.572	120,70	$\geq 1$
90,55	0.088	125,60	0.773	80,80	0.117
100,55	0.128	130,60	$\geq 1$	90,80	0.207
110,55	0.212	65,65	0.053	100,80	0.433
115,55	0.288	70,65	0.060	115,80	$\geq 1$
120,55	0.395	80,65	0.079	90,90	0.417
125,55	0.536	90,65	0.111	110,90	$\geq 1$
130,55	0.929	100,65	0.175	100,100	$\geq 1$
135,55	$\geq 1$	110,65	0.333		

**Table 26.**  $hZ \rightarrow \tau^+ \tau^- Z$ : upper bounds on  $C_{Z(h \rightarrow \tau\tau)}^2$ , as function of  $m_h$  (GeV/ $c^2$ ), reinterpreting the search for the Standard Model Higgs boson [5]

$m_h$	$C_{Z(h \rightarrow \tau\tau)}^2$	$m_h, m_A$	$C_{hA \rightarrow 4\tau}^2$	$m_h, m_A$	$C_{hA \rightarrow 4\tau}^2$
12	0.285	50	0.260	90	0.102
15	0.316	55	0.199	95	0.164
20	0.398	60	0.169	100	0.219
25	0.530	65	0.093	105	0.297
30	0.751	70	0.082	110	0.590
35	1.132	75	0.095	115	$\geq 1$
40	1.022	80	0.067		
45	0.457	85	0.088		

**Table 27.**  $hZ \rightarrow b\bar{b}Z$ : upper bounds on  $C_{Z(h \rightarrow b\bar{b})}^2$ , as function of  $m_h$  (GeV/ $c^2$ ), reinterpreting the search for the Standard Model Higgs boson [5]

$m_h$	$C_{Z(h \rightarrow b\bar{b})}^2$	$m_h, m_A$	$C_{hA \rightarrow 4\tau}^2$	$m_h, m_A$	$C_{hA \rightarrow 4\tau}^2$
12	0.042	50	0.046	90	0.176
15	0.046	55	0.047	95	0.262
20	0.047	60	0.049	100	0.273
25	0.054	65	0.035	105	0.215
30	0.063	70	0.034	110	0.314
35	0.047	75	0.040	115	$\geq 1$
40	0.060	80	0.055		
45	0.064	85	0.103		

**Table 28.**  $hA \rightarrow 6b$ : upper bounds on  $C_{hA \rightarrow 6b}^2$ , as a function of  $m_h$  and  $m_A$  (GeV/ $c^2$ )

$m_h, m_A$	$C_{hA \rightarrow 6b}^2$	$m_h, m_A$	$C_{hA \rightarrow 6b}^2$	$m_h, m_A$	$C_{hA \rightarrow 6b}^2$
25,12	$\geq 1$	55,12	0.256	85,12	0.217
30,12	$\geq 1$	60,12	0.189	90,12	0.218
35,12	$\geq 1$	65,12	0.183	95,12	0.240
40,12	0.879	70,12	0.181	100,12	0.261
45,12	0.701	75,12	0.209	105,12	0.292
50,12	0.625	80,12	0.213	110,12	0.322

**Table 28.** (continued)

$m_h, m_A$	$C_{hA \rightarrow 6b}^2$	$m_h, m_A$	$C_{hA \rightarrow 6b}^2$	$m_h, m_A$	$C_{hA \rightarrow 6b}^2$
115,12	0.390	110,20	0.333	75,35	0.168
120,12	0.466	115,20	0.390	80,35	0.189
125,12	0.586	120,20	0.474	85,35	0.206
130,12	0.725	125,20	0.593	90,35	0.226
135,12	0.922	130,20	0.723	95,35	0.253
140,12	$\geq 1$	135,20	0.938	100,35	0.289
30,15	$\geq 1$	140,20	$\geq 1$	105,35	0.335
35,15	$\geq 1$	50,25	0.111	110,35	0.396
40,15	0.713	55,25	0.129	115,35	0.478
45,15	0.177	60,25	0.134	120,35	0.581
50,15	0.195	65,25	0.169	125,35	0.736
55,15	0.202	70,25	0.161	130,35	0.949
60,15	0.169	75,25	0.178	135,35	$\geq 1$
65,15	0.179	80,25	0.176	80,40	0.195
70,15	0.178	85,25	0.193	85,40	0.216
75,15	0.214	90,25	0.211	90,40	0.299
80,15	0.211	95,25	0.235	95,40	0.273
85,15	0.213	100,25	0.261	100,40	0.320
90,15	0.215	105,25	0.299	105,40	0.365
95,15	0.242	110,25	0.339	110,40	0.440
100,15	0.265	115,25	0.410	115,40	0.535
105,15	0.296	120,25	0.503	120,40	0.699
110,15	0.327	125,25	0.614	125,40	0.866
115,15	0.391	130,25	0.764	130,40	$\geq 1$
120,15	0.471	135,25	0.997	90,45	0.264
125,15	0.571	140,25	$\geq 1$	95,45	0.300
130,15	0.733	60,30	0.141	100,45	0.349
135,15	0.898	65,30	0.150	105,45	0.410
140,15	$\geq 1$	70,30	0.149	110,45	0.493
40,20	0.547	75,30	0.165	115,45	0.616
45,20	0.155	80,30	0.175	120,45	0.786
50,20	0.098	85,30	0.194	125,45	$\geq 1$
55,20	0.125	90,30	0.210	100,50	0.391
60,20	0.146	95,30	0.234	105,50	0.469
65,20	0.168	100,30	0.270	110,50	0.571
70,20	0.173	105,30	0.313	115,50	0.733
75,20	0.193	110,30	0.361	120,50	0.956
80,20	0.206	115,30	0.428	125,50	$\geq 1$
85,20	0.191	120,30	0.524	110,55	0.688
90,20	0.210	125,30	0.654	115,55	0.907
95,20	0.234	130,30	0.826	120,55	$\geq 1$
100,20	0.265	135,30	$\geq 1$	120,60	$\geq 1$
105,20	0.294	70,35	0.159		

**Table 29.**  $hZ \rightarrow 4b + \text{jets}$ : upper bounds on  $C_{Z(AA \rightarrow 4b)}^2$ , as a function of  $m_h$  and  $m_A$  (GeV/ $c^2$ )

$m_h, m_A$	$C_{Z(AA \rightarrow 4b)}^2$	$m_h, m_A$	$C_{Z(AA \rightarrow 4b)}^2$	$m_h, m_A$	$C_{Z(AA \rightarrow 4b)}^2$
25,12	$\geq 1$	75,12	0.258	45,15	0.250
30,12	0.324	80,12	0.289	50,15	0.233
35,12	0.281	85,12	0.338	55,15	0.244
40,12	0.250	90,12	0.417	60,15	0.252
45,12	0.230	95,12	0.612	65,15	0.240
50,12	0.218	100,12	0.829	70,15	0.262
55,12	0.216	110,12	$\geq 1$	75,15	0.273
60,12	0.219	30,15	0.303	80,15	0.302
65,12	0.221	35,15	0.295	85,15	0.372
70,12	0.231	40,15	0.276	90,15	0.434

**Table 29.** (continued)

$m_h, m_A$	$C_{Z(AA \rightarrow 4b)}^2$	$m_h, m_A$	$C_{Z(AA \rightarrow 4b)}^2$	$m_h, m_A$	$C_{Z(AA \rightarrow 4b)}^2$
95,15	0.641	65,25	0.289	75,35	0.287
100,15	0.869	70,25	0.313	80,35	0.296
110,15	$\geq 1$	75,25	0.314	85,35	0.338
40,20	0.267	80,25	0.319	90,35	0.392
45,20	0.266	85,25	0.367	95,35	0.567
50,20	0.266	90,25	0.426	100,35	0.771
55,20	0.276	95,25	0.632	110,35	$\geq 1$
60,20	0.290	100,25	0.856	80,40	0.292
65,20	0.311	110,25	$\geq 1$	85,40	0.330
70,20	0.333	60,30	0.260	90,40	0.391
75,20	0.344	65,30	0.276	95,40	0.570
80,20	0.363	70,30	0.292	100,40	0.759
85,20	0.401	75,30	0.296	110,40	$\geq 1$
90,20	0.467	80,30	0.314	90,45	0.503
95,20	0.696	85,30	0.340	95,45	0.586
100,20	0.947	90,30	0.393	100,45	$\geq 1$
110,20	$\geq 1$	95,30	0.579	100,50	$\geq 1$
50,25	0.253	100,30	0.776	110,55	$\geq 1$
55,25	0.262	110,30	$\geq 1$		
60,25	0.273	70,35	0.273		

## References

1. The LEP Collaborations ALEPH, DELPHI, L3, OPAL, the LEP Electroweak Working Group, the SLD Electroweak and Heavy Flavour Groups, CERN-EP/2003-091; The LEP Collaborations ALEPH, DELPHI, L3, OPAL, the LEP Higgs Working Group, Phys. Lett. **B565**, 61 (2003)
2. S. Glashow and S. Weinberg, Phys. Rev D **15**, 1958 (1977)
3. DELPHI Collaboration, CERN-EP/2003-087
4. DELPHI Collaboration, DELPHI 2003-005 CONF 628, submitted to the 2003 winter conferences
5. DELPHI Collaboration, Eur. Phys. J. C **32**, 145 (2004) and references therein
6. ALEPH Collaboration, Phys. Lett. B **526**, 191 (2002); ALEPH Collaboration, Phys. Lett. B **544**, 16 (2002); ALEPH Collaboration, Phys. Lett. B **544**, 25 (2002); L3 Collaboration, Phys. Lett. B **534**, 28 (2002); L3 Collaboration, Phys. Lett. B **545**, 30 (2002); L3 Collaboration, Phys. Lett. B **583**, 12 (2004); OPAL Collaboration, Eur. Phys. J. C **18**, 425 (2001); OPAL Collaboration, Eur. Phys. J. C **23**, 397 (2002); OPAL Collaboration, Eur. Phys. J. C **27**, 483 (2003)
7. J.F. Gunion, H.E. Haber, G. Kane, S. Dawson, *The Higgs Hunter's Guide*, Addison-Wesley Publishing Company
8. E. Gross, G. Wolf, B. Kniehl, Z. Phys. C **63**, 417 (1994)
9. P. Janot, in CERN Report 96-01, Vol. 2, 309 (1996)
10. J. Kalinowski, M. Krawczyk, Phys. Lett. B **361**, 66 (1995); J. Kalinowski, M. Krawczyk, Warsaw preprint IFT-96-03
11. M. Carena, J.R. Ellis, A. Pilaftsis, C.E.M. Wagner, Nucl. Phys. B **586**, 92 (2000)
12. DELPHI Collaboration, Nucl. Instr. Meth A **303**, 233 (1991); DELPHI Silicon Tracker Group, Nucl. Instr. Meth A **412**, 304 (1998)
13. T. Sjöstrand, Comp. Phys. Comm. **39**, 347 (1986) Version 6.156 is used
14. S. Jadach, B.F.L. Ward, Z. Was, Comp. Phys. Comm. **130**, 260 (2000); S. Jadach, B.F.L. Ward, Z. Was, Phys. Rev. D **63**, 113009 (2001)
15. F.A. Berends, R. Pittau, R. Kleiss, Comp. Phys. Comm. **85**, 437 (1995)
16. E. Accomando, A. Ballestrero, Comp. Phys. Comm. **99**, 270 (1997); E. Accomando, A. Ballestrero, E. Maina, Comp. Phys. Comm. **150**, 166 (2003)
17. DELPHI Collaboration, Nucl. Inst. Meth. A **378**, 57 (1996)
18. DELPHI Collaboration, Phys. Lett. B **479**, 89 (2000)
19. DELPHI Collaboration, Eur. Phys. J. C **32**, 185 (2004) and references therein
20. A.L. Read, in CERN Report 2000-005, 81 (2000)
21. D.J. Miller, M.H. Seymour, Phys. Lett. B **435**, 213 (1998)
22. ALEPH Collaboration, Phys. Lett. B **434**, 437 (1998); DELPHI Collaboration, Phys. Lett. B **462**, 425 (1999); OPAL Collaboration, Eur. Phys. J. C **18**, 447 (2001); SLD Collaboration, Phys. Lett. B **507**, 61 (2001) The above measurements were averaged assuming uncorrelated systematics
23. S. Catani et al., Phys. Lett. B **269**, 432 (1991); N. Brown, W.J. Stirling, Z. Phys. C **53**, 629 (1992)
24. DELPHI Collaboration, Phys. Lett. B **552**, 127 (2003)
25. DELPHI Collaboration, DELPHI 99-76 CONF 263, submitted to the 1999 summer conferences