

 Open access • Journal Article • DOI:10.1088/0004-637X/791/2/98

Searching for Dust around Hyper Metal-Poor Stars — Source link

Kim A. Venn, Thomas H. Puzia, Mike Divell, Stephanie Cote ...+2 more authors

Institutions: University of Victoria, Pontifical Catholic University of Chile, Herzberg Institute of Astrophysics, University of Texas at Austin

Published on: 06 Jul 2014 - arXiv: Solar and Stellar Astrophysics

Topics: Debris disk, Thick disk and Stars

Related papers:

- [H2 and CO emission from disks around TTauri and HerbigAe pre-main-sequence stars and from debris disks around young stars: warm and cold circumstellar gas](#)
- [AND CO EMISSION FROM DISKS AROUND T TAURI AND HERBIG Ae PREMAIN-SEQUENCE H 2 STARS AND FROM DEBRIS DISKS AROUND YOUNG STARS: WARM AND COLD CIRCUMSTELLAR GAS1](#)
- [Spitzer Observations of G Dwarfs in the Pleiades: Circumstellar Debris Disks at 100 Myr Age](#)
- [Silicate Dust in Evolved Protoplanetary Disks: Growth, Sedimentation, and Accretion](#)
- [Observing the linked depletion of dust and CO gas at 0.1-10 au in disks of intermediate-mass stars](#)

Share this paper:    

View more about this paper here: <https://typeset.io/papers/searching-for-dust-around-hyper-metal-poor-stars-4tm9orwq7r>

SEARCHING FOR DUST AROUND HYPER METAL POOR STARS

KIM A. VENN¹, THOMAS H. PUZIA², MIKE DIVELL¹, STEPHANIE CÔTÉ³, DAVID L. LAMBERT⁴, AND ELSE STARKENBURG¹

¹ Department of Physics & Astronomy, University of Victoria, 3800 Finnerty Road, Victoria, BC, V8P 5C2, Canada; kvenn@uvic.ca

² Institute of Astrophysics, Pontificia Universidad Católica de Chile, Av. Vicuña Mackenna 4860, 7820436 Macul, Santiago, Chile

³ NRC Herzberg Institute of Astrophysics, 5071 West Saanich Road, Victoria, BC, V9E 2E7, Canada

⁴ McDonald Observatory and the Department of Astronomy, University of Texas at Austin, RLM 15.308, Austin, TX 78712, USA

Received 2014 April 30; accepted 2014 June 23; published 2014 August 1

ABSTRACT

We examine the mid-infrared fluxes and spectral energy distributions for stars with iron abundances $[\text{Fe}/\text{H}] < -5$, and other metal-poor stars, to eliminate the possibility that their low metallicities are related to the depletion of elements onto dust grains in the formation of a debris disk. Six out of seven stars examined here show no mid-IR excesses. These non-detections rule out many types of circumstellar disks, e.g., a warm debris disk ($T \leq 290$ K), or debris disks with inner radii ≤ 1 AU, such as those associated with the chemically peculiar post-asymptotic giant branch spectroscopic binaries and RV Tau variables. However, we cannot rule out cooler debris disks, nor those with lower flux ratios to their host stars due to, e.g., a smaller disk mass, a larger inner disk radius, an absence of small grains, or even a multicomponent structure, as often found with the chemically peculiar Lambda Bootis stars. The only exception is HE0107-5240, for which a small mid-IR excess near $10 \mu\text{m}$ is detected at the 2σ level; if the excess is real and associated with this star, it may indicate the presence of (recent) dust-gas winnowing or a binary system.

Key words: dust, extinction – stars: abundances – stars: chemically peculiar – stars: individual (HE0107-5240)

Online-only material: color figures

1. INTRODUCTION

It is well established that only light elements were synthesized in the big bang, leaving heavier nuclei from carbon to uranium to be formed later in stars (e.g., Coc et al. 2014, 2012; Ryan et al. 2000). Thus, a fossil record of the earliest episodes of stellar nucleosynthesis in the local universe is likely to be revealed by the compositions of the most metal-poor Galactic stars (e.g., Umeda & Nomoto 2003; Tumlinson 2007a, 2007b; Tominaga et al. 2007). While it was originally speculated that the first generation of stars consisted of massive stars only ($M_* > 100 M_\odot$; e.g., Ostriker & Gnedin 1996; Umeda & Nomoto 2003), later simulations that account for fragmentation are able to form low mass stars even without metals through molecular hydrogen line cooling (e.g., Nakamura & Umemura 2001; Turk et al. 2009; Clark et al. 2011; Schneider et al. 2003, 2012; Bromm 2013). Greif et al. (2011) suggest that the initial mass function (IMF) of the first stellar generation may have reached only a maximum stellar mass of $10 M_\odot$ due to fragmentation, but also that this IMF would be top heavy. Stars with masses of $\leq 0.8 M_\odot$ would have main sequence lifetimes that exceed the age of the universe (13.8 ± 0.06 Gyr; Planck Collaboration et al. 2013), and therefore should still be observable today. Since stellar evolution theory predicts only minor changes in the chemical composition of their stellar atmospheres over their main-sequence lifetimes (e.g., due to atomic diffusion, convection, and rotation that alter very few elemental abundances, except possibly Li; see Cassisi et al. 1996; Schneider et al. 2003; Venn et al. 2002; Picardi et al. 2004; Meynet et al. 2006; Ekström et al. 2012; Gruyters et al. 2013), these stars are expected to hold the memory of the chemical composition of the primordial gas from which they have formed.

The lure of this revelation has driven the search to find and analyze such Rosetta stones. A great leap forward was achieved with the discovery of two stars with iron abundances $[\text{Fe}/\text{H}] < -5.3$, the red giant HE0107-5240 (Christlieb et al. 2002, 2004;

Limongi et al. 2003; Suda et al. 2004) and the subgiant HE1327-2326 (Frebel et al. 2005; Aoki et al. 2006; Korn et al. 2009; Bonifacio et al. 2012a)—defining the “hyper metal poor” (HMP) stars (Beers & Christlieb 2005). Two more stars with $[\text{Fe}/\text{H}] \simeq -5$ have been discovered since then; HE0557-4840 (Norris et al. 2007, 2012) and SDSS J102915+172927 (hereafter SDSS J1029+1729; Caffau et al. 2012; Bonifacio et al. 2012b). The latter star is particularly interesting because it shows no enhancements in CNO, unlike the other HMP stars, and since these three elements are among the most abundant by number in any star, including the Sun (Asplund et al. 2009), then the total number of atoms in the latter star is in fact lower than the others, making it the most metal-poor star yet known. More recently, an even more iron-poor star, SMSS J031300.36-670839.3 (hereafter SMSS 0313-6708), has been found (Keller et al. 2014), with $[\text{Fe}/\text{H}] < -7$ but also C-rich. At such low metallicities, there are very few spectral absorption lines, and abundance measurements for only four elements (Li, Ca, Mg, and C) have been published.

Prior to these remarkable discoveries, the most Fe-poor stars known were HR 4049 and HD 52961, both with $[\text{Fe}/\text{H}] < -4.8$ (e.g., Waelkens et al. 1991). However, these and slightly more iron-rich examples were dismissed—correctly—as irrelevant to the issue of early stellar nucleosynthesis because they are chemically peculiar, post-asymptotic giant branch (post-AGB), spectroscopic binaries, i.e., their present surface compositions are far removed from their initial values. Initial compositions of such stars are revealed by those observable elements least likely to condense out into grains: C, N, O, S, and Zn, with the additional recognition that C, N, and O are very probably altered by internal mixing during the course of stellar evolution. For example, Takeda et al. (2002) reported that HR 4049 has $[\text{Fe}/\text{H}] = -4.7$ but $[\text{S}/\text{H}] = -0.5$ and $[\text{Zn}/\text{H}] = -1.3$. These latter abundances suggested an initial composition closer to $[\text{Fe}/\text{H}] = -1.0$ for which unevolved, normal stars have $[\text{S}/\text{Fe}] = +0.4$ and $[\text{Zn}/\text{Fe}] = 0$. Thus, the current

compositions of these chemically peculiar stars reflect that of gas from which refractory elements have been removed to varying degrees by the process of “dust-gas winnowing” (Hinkle et al. 2007). In gas of sufficiently low temperature, dust condenses out and the gas is depleted in those elements that form the dust. The local interstellar gas, for example, displays such depletions (Savage & Sembach 1996). If a star were to accrete gas (or re-accrete gas, if the separation occurs in a circumstellar disk/shell), preferentially over dust, and the accreted gas were to comprise a major fraction of the stellar atmosphere, then the star will exhibit striking abundance anomalies.

Anomalies plausibly attributed to dust-gas winnowing have been reported for post-AGB stars (spectroscopic binaries and RV Tauri variables), and the class of main sequence A-type known as Lambda Bootis stars. These stars occupy significantly different parts of the H-R diagram and, therefore, associated properties of affected stars, such as age, mass, binarity, or evolutionary status, do not appear to be uniform across the cases. Details in the observed elemental abundance patterns vary between the cases as well, possibly due to differences in the stellar parameters (e.g., temperature, gravity), the stellar atmospheres (e.g., convection, mixing), or perhaps due to the dust-gas winnowing mechanism itself. The principal common features linking these post-AGB and main sequence stars are the presence of dust and a thin outer envelope.

A comparison of the HMP stars, HE1327-2326 and HE0107-5240, as well as HE0557-4840, to samples of these chemically peculiar stars led Venn & Lambert (2008) to speculate on the question of whether the HMP stars may themselves be chemically peculiar. While Venn & Lambert (2008) left the question unresolved, Christlieb et al. (2004), who also considered the possibility of selective dust depletion for HE0107-5240, sided against the possibility due to a high C/N ratio and unknown pulsation or binary properties typically seen in the chemically peculiar stars; however, they also suggested that the Zn and S abundances should be investigated as volatile elements that do not easily condense onto dust grains. This test was initiated for HE1327-2326, when Bonifacio et al. (2012a) attempted to determine its sulfur abundance—unfortunately, the upper limit determined for sulfur was inconclusive regarding the likelihood of dust formation affecting the surficial chemical abundance ratios. Bonifacio et al. (2012a) also noted that dust formation and supernova yields with extensive fall-back are not mutually exclusive (nor is an alteration to C/N due to convective mixing) such that the abundance ratios in the HMP stars could be affected by more than one mechanism.

If the HMP stars are, in fact, chemically peculiar stars, i.e., normal stars that have had their chemical abundances altered by dust-gas winnowing, then their initial abundances would have been higher ($[\text{Fe}/\text{H}] \sim -2$ to -4 , based on their CNO and Na abundances). This would make them typical metal-poor stars, although ones that have undergone a rare process. The dust removed/not accreted in their atmospheres should then be present in a disk or shell outside the stellar envelope. Therefore, another test of the dust-gas separation hypothesis is to search for the presence of circumstellar dust, e.g., to search for an infrared excess in these stars. No near-IR excess through the *K* band ($2.2 \mu\text{m}$) is seen in the colors of HE1327-2326, HE0107-5240, nor HE0557-4840 compared to model flux distributions (Venn & Lambert 2008). However, the presence of circumstellar material can be difficult to detect and is often inconclusive from *JHK* magnitudes alone, e.g., some post-AGB and chemically

peculiar Lambda Bootis stars only show IR excesses beyond $2.2 \mu\text{m}$ as discussed below.

To further explore the possibility that the HMP stars have been affected by dust-gas winnowing, we examine these stars at wavelengths redward of the classic near-IR passbands *JHK*, to search for circumstellar material. In this paper, we present the first examination of the mid-infrared fluxes of the HMP and other metal-poor stars from Gemini-South TRCs imaging (GS-2009B-Q88) and the *Wide-field Infrared Survey Explorer* (*WISE*) all-sky survey.⁵

2. Spectral Energy Distributions

2.1. Hyper Metal Poor Stars, and Others

Photometric magnitudes for the HMP and other metal-poor stars have been taken from the literature; see Table 1. *BVRI* magnitudes have been converted to fluxes using the Vega zero point calibrations by Colina et al. (1996); *JHK* magnitudes were converted using values in the Two Micron All Sky Survey (2MASS) Explanatory Supplement (Section VI.4a). The *WISE* fluxes were converted using the *WISE* All-Sky Release Explanatory Supplement (Section IV.4.h.v). *N*-band magnitude limits are those determined from Gemini TRCS imaging as described in the Appendix. Reddening corrections have been applied when available, but $E(B - V)$ is very small for the metal-poor (halo) stars, and has no significant effects, especially in the IR.

The spectral energy distributions (SEDs) for the HMP and other metal-poor stars are shown in Figure 1. The observed fluxes are compared to model flux distributions from the online grid of MARCS (Gustafsson et al. 1975, 2008; Asplund et al. 1997) and Kurucz models (Castelli & Kurucz 2004). The model parameters were adopted from the literature; see Table 2. There are very small differences in the SEDs between the MARCS and Kurucz model atmospheres, mainly due to differences in the opacities and the variation in the MARCS models as a function of stellar mass and $[\alpha/\text{Fe}]$ ratio. However, these variations are insignificant for our purposes.

The observed fluxes were scaled to match the model fluxes best in the *R*, *I* and *J* filters; the scale factor is equivalent to the ratio of (distance/radius)². For SMSS 0313-6708 and SDSS J1029+1729, MARCS model SEDs are shown for two different temperatures to account for uncertainties in their determinations, but the differences in the SEDs are negligible in the IR. No reddening corrections are assumed for SMSS 0313-6708, which may affect the *V*-band flux determination but has no significant impact on the IR fluxes.

Inspection of Figure 1 shows that with one possible exception the long-wavelength tail of the SEDs out to about $10 \mu\text{m}$ is dominated by the contribution from the star and a dust signature is not detected. The possible exception is HE0107-5240, where the *WISE* *W3* flux at $11.6 \mu\text{m}$ is marginally greater than that predicted for this star; a close-up view of its mid-IR flux shows the excess is no more than 2σ of the error in the *W3* flux for this star as reported in the *WISE* All sky survey, and warrants deeper observations. If thermal emission from a dusty disk peaks at this wavelength, the implied temperature would be $T \leq 300$ K. Further inspection of the *WISE* *W2* $4.6 \mu\text{m}$ flux for SDSS J1029+1729, is also intriguing, possibly suggesting a slight upturn from the predicted flux for this star; however, the

⁵ The *Wide-field Infrared Survey Explorer* All-Sky Data Release from 2012 March 14 at “<http://wise2.ipac.caltech.edu/docs/release/allsky/>”.

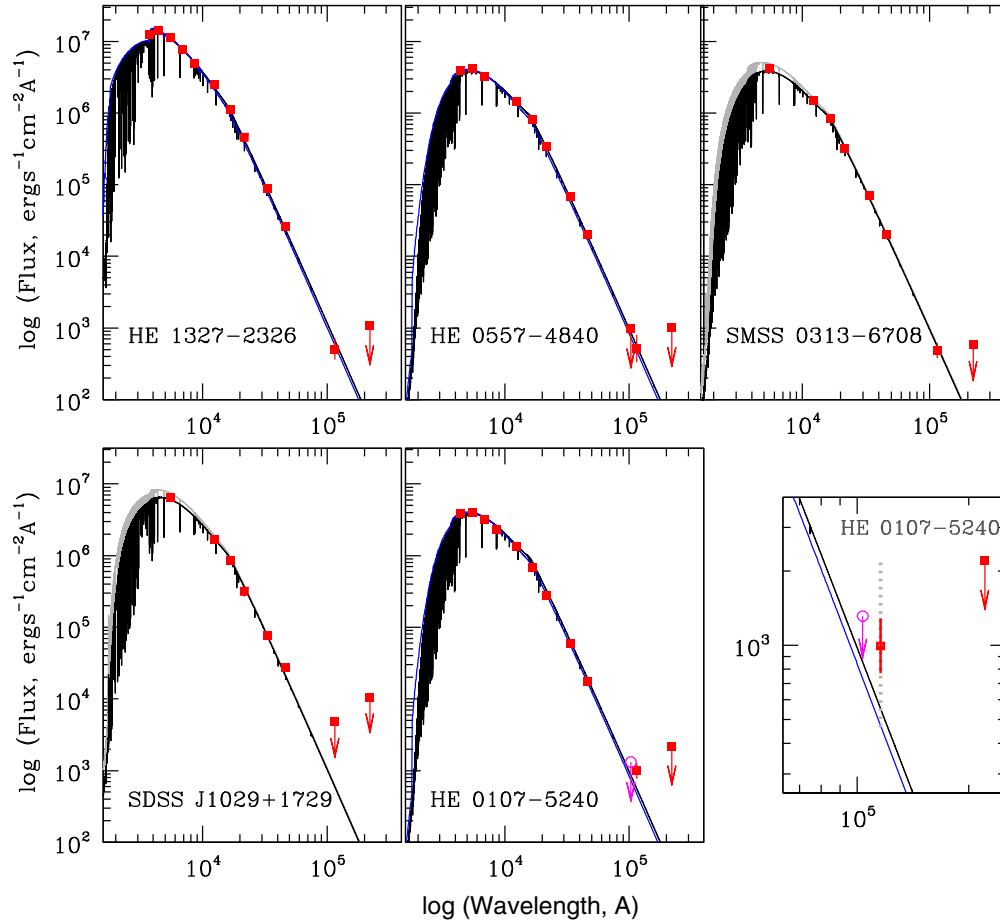


Figure 1. Spectral energy distribution for the HMP and other metal-poor stars; HE1327-2326 (Frebel et al. 2005; top left), HE0557-4840 (Norris et al. 2007; top middle) SMSS 0313-6708 (Keller et al. 2014; top right), SDSS J1029+1729, (Caffau et al. 2012; bottom left), HE0107-5240 (Christlieb et al. 2002; bottom middle, with bottom right zoomed inset of the mid-IR range). Broadband photometric fluxes are listed in Table 1 (red squares), and N -band upper-limits determined from Gemini TRCs data (pink circles; see the Appendix). The model atmosphere SEDs are from MARCS (black curve) and Kurucz models (blue curve), with atmospheric parameters listed in Table 2 for each star. When two MARCS model fluxes are compared, the hotter model is noted with a gray curve. Observed fluxes are scaled to the model fluxes in order to best match the R , I , and J -band magnitudes. The 1σ photometric uncertainties are noted when larger than the symbol size, except in the case of the inset for HE0107-5240 where the 3σ uncertainty is also shown by a gray dotted line.

(A color version of this figure is available in the online journal.)

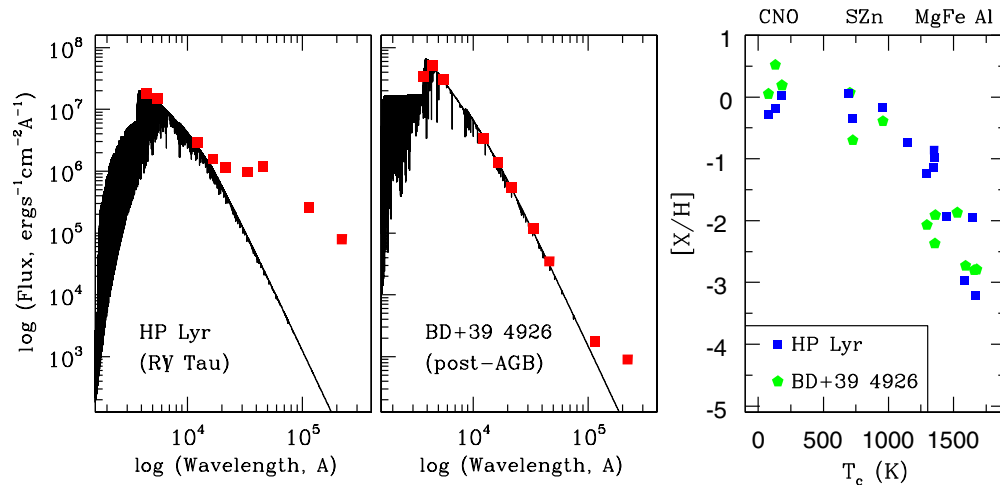


Figure 2. Spectral energy distribution for two chemically peculiar stars that show mid-IR excesses; the RV Tau variable HP Lyr (left panel) and the post-AGB star BD+39 4926 (middle panel). MARCS models with the atmospheric parameters from Rao et al. (2012) and Giridhar et al. (2005) are shown. Broadband BVR photometric colors from Fujii et al. (2002), JHK_s from the 2MASS Point Source Catalogue, and mid-IR magnitudes from the WISE All-Sky Source Catalogue. A reddening estimate of $E(B - V) = 0.2$ was adopted for HP Lyr. Observations are scaled to absolute flux units, and the photometric uncertainties are smaller than the symbol sizes. Chemical abundances for these stars from Rao et al. (2012) and Giridhar et al. (2005) vs. the element condensation temperature (based on Lodders 2003) are shown in the right panel.

(A color version of this figure is available in the online journal.)

Table 1
Magnitudes and Flux Densities for the Hyper Metal Poor Stars

Band	λ_c (nm)	HE0107-5240		HE0557-4840		HE1327-2326		SDSS J1029+1729		SMSS 0313-6708		Refs
		(mag)	Flux	(mag)	Flux	(mag)	Flux	(mag)	Flux	(mag)	Flux	
<i>U</i>	373	13.77	194.40	1
<i>B</i>	444	15.84	31.01	16.17	21.87	13.97	223.30	1, 2
<i>V</i>	548	15.17	32.61	15.45	24.16	13.53	178.50	16.73	7.46	14.7	48.38	1, 2, 3, 4
<i>R</i>	686	14.73	25.43	14.99	19.36	13.16	125.50	1, 2
<i>I</i>	864	14.28	18.53	12.80	79.45	1, 2
<i>J</i>	1235	13.676	10.59	13.792	9.52	12.357	35.69	15.51	1.96	13.181	16.71	5
<i>H</i>	1662	13.253	5.66	13.304	5.40	12.068	16.87	15.13	1.01	12.692	9.49	5
<i>K</i>	2159	13.218	2.21	13.194	2.26	11.986	6.88	15.15	0.37	12.661	3.69	5
<i>N</i>	10360	<12.66	<1.05	<13.21	<0.64	6
<i>W1</i>	3350	13.088	47.63	13.150	44.99	11.961	134.50	14.908	8.91	12.534	79.35	7
<i>W2</i>	4600	13.105	13.83	13.169	13.04	11.957	39.82	14.681	3.24	12.564	22.77	7
<i>W3</i>	11560	12.285	0.79	13.224	0.33	12.301	0.78	<12.665	<0.56	12.684	0.55	7
<i>W4</i>	22080	<8.648	<1.77	<9.711	<0.66	<8.718	<1.66	<9.030	<1.24	<9.710	<0.66	7
A_V	...	0.04	...	0.13	...	0.22	1, 2, 3, 4, 8

Notes. Fluxes $\times 10^{-16}$ erg s $^{-1}$ cm $^{-2}$ A $^{-1}$, except for the mid-IR *WISE* data and Gemini TReCs *N*-band data, which are fluxes $\times 10^{-18}$ erg s $^{-1}$ cm $^{-2}$ A $^{-1}$. (1) Beers et al. (2007), (2) Christlieb et al. (2002), (3) Caffau et al. (2012), (4) Keller et al. (2014), (5) 2MASS Point Source Catalogue (Skrutskie et al. 2006), (6) Gemini TReCS observations (this paper), (7) *WISE* all sky survey (Wright et al. 2010), (8) interstellar extinction $A_V = 3.1 E(B - V)$, or set to zero when reddening is unavailable.

WISE *W3* and *W4* magnitudes provide only upper limits that do not further constrain its fluxes. Small (1σ) differences in the model atmosphere parameters have no significant effect on the overall comparisons.

2.2. Chemically Peculiar Post-AGB Stars and RV Tau Variables

Post-AGB spectroscopic binaries and RV Tauri variable stars are two kinds of chemically peculiar stars with features that are plausibly attributed to dust-gas winnowing. Post-AGB stars can show strong IR emission in the *K*-band (like HR 4049; Dominik et al. 2003), though most do not show an IR excess until longer wavelengths, e.g., beyond 10 μ m (the *N* band). This can be seen in the figures for C-rich and O-rich post-AGB stars from van Winckel (2003); and we show two examples in Figure 2, the bright RV Tau variable HP Lyr, and the post-AGB binary star BD+39 4926. Photometric data for these two stars is collected from the literature (see Table 3), and converted to fluxes using the same methods as above for the HMP stars. Stellar parameters are those determined by Rao et al. (2012) and Giridhar et al. (2005). As above, the observed fluxes were scaled to match the model fluxes best in the *R*, *I* and *J* filters.

To illustrate the signature of dust-gas winnowing in these two stars, we also show their stellar chemical abundances compared to the condensation temperature of various elements in Figure 2. Abundances are determined from detailed LTE model atmosphere analyses of high resolution, high signal-to-noise spectra by Rao et al. (2012) and Giridhar et al. (2005).

It is worth noting that BD+39 4926 had been thought to be free of IR emission (Rao et al. 2012), which is unusual given the strong chemical anomalies that are consistent with the dust-gas winnowing signature. However, the new *WISE* data presented here reach deeper magnitudes and reveal the mid-IR excess that clearly accompanies this star beyond 10 μ m. *This further implies that the IR excess of a star that has undergone dust-gas winnowing does not correlate with the strength of the chemical anomalies.* The formation, evolution, and detection of a debris

Table 2
Stellar Parameters for Model Atmospheres

Star	T_{eff}	$\log g$	[Fe/H]	Refs
HE1327-2326	6250	3.5	-5.0	1
HE0557-4840	5000	2.0	-5.0	2
HE0107-5240	5000	2.0	-5.0	4
SDSS J1029+1729	5500	4.0	-5.0	4
...	5750	4.0	-5.0	4
SMSS 0313-6708	5000	2.5	-5.0	5
...	5250	2.5	-5.0	5
Comparisons				
CS22949-037	5000	1.5	-4.0	6
BD+44 493	5500	3.5	-4.0	7
BD+39 4926	7750	2.5	-2.5	8
HP Lyr	6250	1.0	-1.0	9

Notes. The parameters for the online MARCS (and some ATLAS) model atmospheres adopted are listed, which are closest to the stellar parameters determined in the following references: (1) Frebel et al. (2005), (2) Norris et al. (2007), (3) Christlieb et al. (2002), (4) Caffau et al. (2012), (5) Keller et al. (2014), (6) Spite et al. (2011), (7) Ito et al. (2013), (8) Rao et al. (2012), (9) Giridhar et al. (2005).

disk is a delicate balance between temperature and radius, mass and density, composition and emissivity, and especially age of formation and time for dispersal—all relative to the conditions in the stellar atmosphere, where the chemical anomalies form, but can also be erased through convective mixing with the stellar interior.

2.3. CEMP-no Stars

Four out of five of the known HMP stars are carbon-enhanced, thus CEMP stars (carbon-enhanced metal-poor stars). The CEMP stars do not comprise a single stellar population or formation mechanism. They are known to show distinct chemical and binary signatures that separate them into at least

Table 3
Magnitudes and Flux Densities for Chemically Peculiar Comparison Stars

Band	λ_c (nm)	HP Lyr		BD+39 4926		BD+44 493		CS 22949-037		Refs
		(mag)	Flux	(mag)	Flux	(mag)	Flux	(mag)	Flux	
<i>U</i>	373	...		9.61	126.1		2
<i>B</i>	444	11.02	54.78	9.49	184.3	9.63	89.99	15.12	0.69	1, 3
<i>V</i>	548	10.43	44.53	9.29	109.8	9.11	83.30	14.36	0.76	1, 3
<i>R</i>	686		13.90	0.59	1
<i>I</i>	864		13.36	0.45	1
<i>J</i>	1235	8.877	8.802	8.539	12.02	7.659	27.03	12.650	0.27	4
<i>H</i>	1662	8.429	4.815	8.394	4.97	7.269	14.02	12.159	0.15	4
<i>K</i>	2159	7.750	3.402	8.338	1.98	7.202	5.64	12.075	0.06	4
<i>W1</i>	3350	6.118	292.4	8.199	43.01	7.134	114.70	11.985	1.316	5
<i>W2</i>	4600	4.585	353.9	8.207	12.59	7.165	32.88	12.005	0.381	5
<i>W3</i>	11560	2.310	77.61	7.528	0.63	7.131	0.915	12.082	0.009	5
<i>W4</i>	22080	<0.825	<23.81	5.482	0.33	7.133	0.071	<9.050	<0.012	5
A_V		0.62		0.47		...		0.18		1, 2, 3, 6

Notes. Fluxes $\times 10^{-14}$ erg s $^{-1}$ cm $^{-2}$ A $^{-1}$, except for the mid-IR *WISE* data which are fluxes $\times 10^{-16}$ erg s $^{-1}$ cm $^{-2}$ A $^{-1}$. (1) Beers et al. (2007), (2) Klemola (1962), (3) Høg et al. (2000), (4) 2MASS Point Source Catalogue (Skrutskie et al. 2006), (5) *WISE* all sky survey (Wright et al. 2010), (6) interstellar extinction $A_V = 3.1 E(B - V)$, or set to zero when reddening is unavailable. For HP Lyr, $E(B - V) = 0.2$ is assumed, to improve the *B* and *V* flux comparisons.

two separate classes: CEMP-s, CEMP-no, and possibly a third class, the CEMP-r/s stars. The CEMP-s stars are nearly certainly the low metallicity end of CH-stars, which are enriched through binary mass transfer with an AGB companion (Lucatello et al. 2005; McClure 1997). The CEMP-no stars show low neutron capture ratios unlike the CEMP-s stars (defined by $[\text{Ba}/\text{Fe}] < 0$), and the complete CEMP-no data set is clearly inconsistent with the binary properties of the CEMP-s class (Aoki et al. 2010; Norris et al. 2013; Starkenburg et al. 2014). The CEMP-r/s stars are also associated with mass transfer in a binary system, although the stars may have been previously enriched in *r*-process elements (Allen et al. 2012; Bisterzo et al. 2010; F. Herwig et al., in preparation).

Spite et al. (2011) point out that one CEMP-no star, CS 22949-037, with $[\text{Fe}/\text{H}] = -4.0$, has low $[\text{S}/\text{Fe}]$ and $[\text{Zn}/\text{Fe}]$ abundance ratios. These two elements are critical in testing for dust formation because they have low condensation temperatures and do not deplete onto dust grains easily. Without an excess of S and Zn, this star does not appear to be affected by dust-gas winnowing, should not show a mid-IR excess from any debris disk, and therefore should have retained its natal chemical composition. BD+44 493 (Ito et al. 2013) has a low $[\text{Zn}/\text{Fe}]$ upper limit which also suggests no significant dust depletions. The abundance pattern for these two stars is shown in Figure 3, and the low Zn and S abundances (as well as overall dispersion in element ratios) stand out as distinct from the chemical abundance pattern of the chemically peculiar stars shown in Figure 2.

The SEDs for these two CEMP-no stars are shown in Figure 3. Photometric colors are taken from the literature (see Table 3) and converted to fluxes using the same zero point calibrations cited above for the HMP stars. The observed fluxes are compared to model flux distributions from the online grid of MARCS models (Gustafsson et al. 1975, 2008; Asplund et al. 1997), with the stellar parameters determined by Spite et al. (2011) and Ito et al. (2013). As above, the observed fluxes were scaled to match the model fluxes best in the *R*, *I* and *J* filters. The comparison of the data to the model fluxes are exquisite. In the case of the brighter star, BD+44 493, the fit extends to 22 μm , the *WISE* *W4* magnitude, where the 1σ uncertainty in the *W4*

flux is smaller than the size of the data point on the figure. There is absolutely no evidence for IR excesses around these two CEMP-no stars.

3. DISCUSSION

The main questions in this paper are whether the HMP stars have debris disks, and whether the formation of a debris disk has affected the chemical abundances in their stellar atmospheres. Ascertaining the integrity of the HMP stars as old and intrinsically metal-poor is important since these stars are used as benchmarks for the earliest stages of chemical evolution in the Galaxy, and therefore as constraints for yields from the earliest supernova.

3.1. Formation and Detection of Debris Disks

Detection of debris disks is challenging, although the new mid-IR ground-based (ALMA) and space-based (*Herschel*, *WISE*) telescopes have made significant improvements. Emission from a debris disk depends on two parameters in a simple one zone model—dust temperature and fractional luminosity (Wyatt 2008). Fractional luminosity depends on the ratio of fluxes, disk versus star at their respective blackbody peak wavelengths, thus, $f = (F_{\nu\text{disk,max}}/F_{\nu\text{star,max}})/(\lambda_{\text{star,max}}/\lambda_{\text{disk,max}})$. If the disk flux density were to peak at 10 μm , the lack of a detection in the *N*-band or *WISE* *W3* band will limit the flux ratio between debris disk and host star to $f \leq 10^{-4}$. This also limits the distance to the inner radius of a potential debris disk from a host star (with $T_{\text{eff}} = 5000$ K) to ≥ 0.7 AU. These numbers are similar to those for close-in A-star disks (Wyatt 2008), e.g., ζ Lep hosts a dusty disk with $T \sim 320$ K that is detected only beyond 2 AU (Moerchen et al. 2007).

Observations taken with the *Herschel* telescope of debris disks have been carried out for A-type stars (Booth et al. 2013; the DEBRIS survey) and FGK stars (Eiroa et al. 2013; the DUNES survey). Detection limits for the *Herschel*/PACS (Photodetecting Array Camera and Spectrometer) were flux ratios $f = 10^{-6}$ for $T(\text{dust}) = 50$ K, and $f = 10^{-5}$ for $T(\text{dust}) = 200$ K. Given these limits, it is interesting that nearly

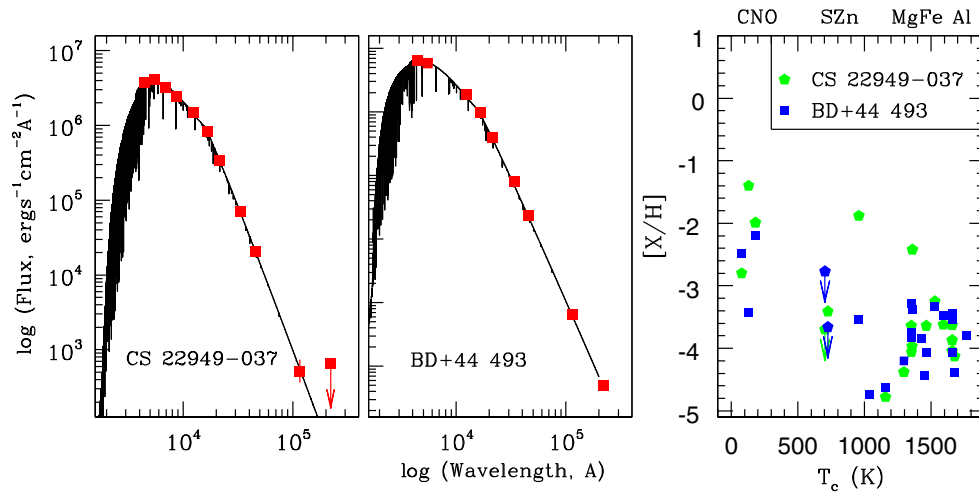


Figure 3. Spectral energy distribution for two CEMP-no stars, BD+44 493 (left panel), and CS22949-037 (middle panel). MARCS models with the atmospheric parameters from Spite et al. (2011) and Ito et al. (2013) are shown. Broadband *BVRi* photometric colors from Beers et al. (2007) and Høg et al. (2000), *JHK_s* from the 2MASS Point Source Catalogue, and mid-IR magnitudes from the *WISE* All-Sky Source Catalogue. Observations are scaled to the absolute flux units, and the photometric uncertainties are smaller than the symbol sizes, with the exception of *WISE* W3 for CS22949-037. Both stars show no evidence for mid-IR excesses, particularly the brighter star BD+44 493 which shows no excess at 22 μm . These are the only two CEMP-no stars with known low [S/H] and/or [Zn/H] abundances (see right panel).

(A color version of this figure is available in the online journal.)

all of the FGK stars with detected debris disks are within ~ 20 pc, and constitute $\sim 1/4$ of their sample. A-type stars with debris disks were detected to 40 pc, and have cool dust temperatures (~ 100 K) and small sizes (< 100 AU), similar to the ζ Lep example above. While *Herschel* observations are at 70, 100, and 160 μm , SED comparisons to the observations imply there would be very little mid-IR emission even at 20 μm in most of these systems.

The HMP and other metal-poor stars in this paper are much farther than those in the DUNES and DEBRIS surveys (1–10 kpc; e.g., Norris et al. 2013), and therefore are below the *Herschel* detection limits. Thus, it remains a challenge to detect cool debris disks in these systems with the exquisite detail of other *Herschel* survey targets, even if debris disks are present. Nevertheless, the question is whether formation of these debris disks could affect the stellar chemistry. We address this issue in the next section.

3.2. Debris Disks and Stellar Chemistry

The strongest evidence for the chemical anomalies that accompany dust-gas winnowing comes from the detailed abundance analysis of the atmosphere of a star for which the composition can be inferred *in the absence of dust-gas winnowing*. This inference is possible for Lambda Bootis stars, post-AGB stars, and RV Tauri variables because (1) a wide range of elemental abundances are available for these stars, particularly over a broad range in the condensation temperature, and (2) the compositions of *normal* dwarfs and giants of comparable metallicity span a small range in element abundance ratios, i.e., $\Delta[X/\text{Fe}]$ at given metallicity is small and therefore the magnitude of an abundance anomaly can be directly inferred despite a lack of knowledge of the star’s original or intrinsic composition. Unfortunately, this satisfactory state hardly applies to the HMP stars because (1) elemental abundances are available for only a few elements, (2) key elements such as S and Zn provide few or no lines in their optical spectra, and most importantly (3) at extremely low metallicities there are strong star-to-star differences which confuses our ability to identify chemical peculiarities from intrinsic properties.

If dust-gas winnowing is influencing the atmospheric composition of the HMP stars, then this mechanism not only predicts the presence of a dusty debris disk, circumstellar shell, or stellar wind, but it also requires (1) a mechanism such as differential radiation pressure between dust grains and gas enabling the atmosphere to accrete gas preferentially over dust, and (2) a shallow atmosphere that is effectively unmixed with the convective envelope below. Therefore, a theoretical estimate of the mass of the dust-free envelope mixed with the normal stellar atmosphere is a key factor; e.g., ~ 100 times more dust-free gas is needed to reduce the [Fe/H] metallicity by 2 dex. However, operation of the dust-gas winnowing mechanism is also governed by certain timescales. For example, if the dust reservoir is exhausted or eliminated, a dust-gas winnowing chemical signature could remain without detectable dusty debris. Alternatively, a debris disk or circumstellar dust envelope could last longer than chemical anomalies if rapid mixing with the deeper convective envelope erases the chemical signatures in the atmosphere.

The case of the Lambda Bootis stars highlights this latter scenario. A study of 24 dusty A-stars by Acke & Waelkens (2004) found that only one showed a clear chemically peculiar abundance pattern. Thus, the presence of a debris disk indicated by a mid-IR excess is not a sufficient condition for operation of dust-gas winnowing affecting the chemical abundances in a stellar atmosphere. Theoretical studies have suggested that the effects of dust-gas winnowing may last only 10^6 yr (Gáspár et al. 2008; Turcotte & Charbonneau 1993).

At the heart of the phenomenon is the presence of a thin radiative outerzone, where the composition can be influenced greatly by the accretion of a modest amount of dust-free gas. The effective temperature of the main sequence Lambda Bootis stars ensures a thin outer radiative zone; post-AGB stars within the instability strip, such as the RV Tauri variables, as well as those blueward of that strip, also have thin envelopes. Detailed examination of the RV Tauri variables (e.g., Giridhar et al. 2005) have found (1) the dust-gas winnowing is only observed in stars with $[\text{Fe}/\text{H}] \leq -1$, presumably because radiation pressure on the few grains of lower metallicity stars are unable to sustain the separation of dust from gas, and (2) the phenomenon is

only observed in stars hotter than 5000 K, presumably because the atmospheres of cooler stars have deep convective envelope that would erase the signature. As demonstrated in Section 2.2, for stars that do undergo dust-gas winnowing, the strength of the infrared excess is uncorrelated with the chemically peculiar abundance pattern, as with the Lambda Bootis stars, showing that a dusty reservoir is not a sufficient condition.

Cumulative indirect evidence for dust-gas winnowing affecting the HMP stars is therefore not encouraging. As this paper shows, lack of a mid-IR excess appears to be common. The intrinsic metallicity, even if taken from C, N, and O abundances, is at least 1 dex below the limit suggested from RV Tauri variables (and the Lambda Bootis stars). Many of the HMP and other metal-poor stars are giants, with convective envelopes that would quickly erase most changes to the surface chemistry; the convective envelopes would also hamper the establishment of abundance anomalies through dust-gas winnowing in the first place. Even if a young HMP star experiences an episode of dust-gas winnowing *early* in its life, signatures from this episode should be erased over the long lifetime of the star.

Nevertheless, given the great diversity already exhibited by the five known HMP dwarf and giant stars, it may be that a star is found with a surface composition that is dominated not by ejecta from a first generation of stars but by the local operation of dust-gas winnowing. The question is whether we have yet found that star, which we address in the next section.

Finally, we note that the [Mg/Fe] ratio is also an interesting abundance ratio for this discussion. Since Mg and Fe have very similar condensation temperatures, then HMP stars like SMSS 0313-6708 with very high [Mg/Fe] ratios (Keller et al. 2014) cannot be dominated by the effects of dust-gas winnowing. In the case of SMSS 0313-6708, the high ratios of [C/Mg] and [Mg/Ca] further favor formation from gas enriched by faint supernovae in the early interstellar medium due to differentiation in the progenitor core and a mass cut for fall back.

3.3. An IR Excess Associated with HE0107-5240?

In this paper, we show a marginal (2σ) detection of a mid-IR excess near $10\mu\text{m}$ associated with the star HE0107-5240. If this excess is real and due to thermal emission from a dusty circumstellar disk or shell, then a substantial amount of dust would need to be present given the distance to the star of 9620 pc (Norris et al. 2013); this is ~ 500 times further than the stars in the *Herschel* telescope debris surveys (~ 20 pc, described above). The cause of the mid-IR excess (if real) is not clear; possibilities include (1) dust-gas winnowing, (2) unassociated emission from the foreground interstellar medium, or perhaps (3) effects in a binary system.

Dust-gas winnowing does predict an IR excess associated with stars where the mechanism operates (a prediction which motivated this paper), however this is clearly an uncommon occurrence in the HMP stars and cannot account for the chemical abundance anomalies of the entire class. If dust-gas winnowing has occurred in HE0107-5240, then it must have been a local and recent phenomenon (e.g., a shock to the circumstellar envelope during passage through a dense portion of the interstellar medium as proposed by Gáspár et al. 2008). Even then it is difficult to understand how dust-gas winnowing would work in a very metal-poor star with $[\text{Fe}/\text{H}] < -1$.

Unassociated emission from the foreground interstellar medium could cause broad non-thermal emission bands between 3 and $20\mu\text{m}$. Kwok & Zhang (2011) have studied broad emission features seen in the infrared spectra (from the *Infrared*

Space Observatory) of planetary nebulae, proto-planetary nebulae, photodissociation regions, and novae. A number of aromatic and aliphatic organic (C-based) compounds⁶ can cause these broad emission bands, with two particularly strong bands centered near 8 and $12\mu\text{m}$. Again, given the distance to HE0107-5240, then it seems unlikely that these features would be associated with that stellar environment, although its C-rich chemistry would provide the basis for the formation of these complex organic molecules.

Finally, we notice that the dust-gas winnowing mechanism tends to occur in binary systems; the post-AGB stars are all spectroscopic binaries, and most (if not all) of the RV Tauri variables are binaries (Giridhar et al. 2005); however, it is unclear how binarity plays a role in the Lambda Bootis phenomenon (if at all; e.g., Griffin et al. 2012). A binary system can provide the stability necessary to form a long-lived debris disk.⁷ In an examination of the chemical properties of the HMP stars HE0107-5240 and HE1327-2326, Tumlinson (2007b) proposed that these stars could form from gas enriched by a primordial faint supernova, from gas enriched by a core-collapse supernova and C-rich gas ejected from the winds of massive stars, and/or as the low-mass secondaries in HMP binary systems, where they acquire their light-element enhancements from mass transfer when the companion passes through the AGB phase. Following on the latter suggestion, the very low abundance of Li (and high Sr) in HE1327-2326 does favor the binary mass-transfer hypothesis; i.e., in a typical AGB star, Li is destroyed through convective mixing, C is enhanced after the third dredge up, and Sr is enhanced through the *s*-process during the thermal pulsing stage, thus a low mass star that is C-rich, Li-poor, and Sr-enhanced is consistent with one that has been polluted by AGB mass transfer in a binary system. The Li abundance in HE1327-2326 is well below the Spite plateau and primordial abundance from big bang nucleosynthesis, which is surprising for a dwarf or subgiant star with $T_{\text{eff}} \sim 6000$ K (Frebel et al. 2005). The low Li abundance in HE0107-5240 is more complicated to interpret since it may have depleted its own Li during its evolution up the red giant branch. Therefore, if the mid-IR excess in HE0107-5240 is real, it may indicate a debris disk formed in a binary system, and could indicate that some C-rich HMP stars are the predicted low mass, low metallicity stars that form in binaries. This also implies that the C-normal metal-poor star SDSS J1029+1729 may be different if it has formed in isolation.

4. CONCLUSIONS

We present the mid-IR fluxes of HMP and other metal-poor stars compared with predictions from standard stellar model atmospheres to test for the presence of a dusty circumstellar environment. No mid-IR excesses are found for six out of seven HMP, CEMP-no, and other metal-poor stars, ruling out many types of circumstellar disks. We discuss the mid-IR excesses that are found associated with chemically peculiar stars in terms of dust-gas winnowing, and conclude that there is no evidence

⁶ It is worth noting that these are not polycyclic aromatic hydrocarbon molecules which require UV photons to excite them and yet often there are no UV sources available when these broad emission features are observed (e.g., Uchida et al. 2000).

⁷ Debris disks are defined as any small objects (2000 km in diameter to submicrometer-sized dust) associated with a star, which includes the solar system (Wyatt 2008). The stars targeted in the *Herschel* satellite DEBRIS survey are young (0–1 Gyr; Booth et al. 2013), while the FGK stars in the DUNES survey have a wide range in ages (0.1–13.6 Gyr; Eiroa et al. 2013).

that dust-gas winnowing dominates the chemical abundance patterns of the HMP stars. Only HE0107-5240 shows a marginal (2σ) excess near $10\ \mu\text{m}$. If the mid-IR excess is real and associated with HE0107-5240 (and not interstellar emission along the line of sight), we propose this may indicate a local and recent phenomenon leading to some dust-gas winnowing or the presence of a binary system.

We thank Professor John E. Norris for helpful comments on this manuscript, and Dr. Brenda Matthews for many helpful discussions on debris disks. K.A.V. thanks NSERC for support through the Discovery Grant program. T.H.P. acknowledges support by CONICYT through FONDECYT/Regular Project No. 1121005, and BASAL Center for Astrophysics and Associated Technologies (PFB-06), Conicyt, Chile. D.L.L. thanks the Robert A. Welch Foundation of Houston, TX (grant F-634) for their support. Based on observations obtained at the Gemini Observatory, which is operated by the Association of Universities for Research in Astronomy, Inc., under a cooperative agreement with the NSF on behalf of the Gemini partnership: the National Science Foundation (United States), the Science and Technology Facilities Council (United Kingdom), the National Research Council (Canada), CONICYT (Chile), the Australian Research Council (Australia), Ministério da Ciência, Tecnologia e Inovação (Brazil) and Ministerio de Ciencia, Tecnología e Innovación Productiva (Argentina). This publication makes use of the data products from the *Wide-field Infrared Survey Explorer*, which is a joint project of the University of California, Los Angeles, and the Jet Propulsion Laboratory/California Institute of Technology, funded by the National Aeronautics and Space Administration. This publication makes use of the data products from the Two Micron All Sky Survey, which is a joint project of the University of Massachusetts and the Infrared Processing and Analysis Center/California Institute of Technology, funded by the National Aeronautics and Space Administration and the National Science Foundation.

Facilities: Gemini:South (T-ReCS)

APPENDIX

GEMINI OBSERVATIONS AND DATA REDUCTIONS

Before the *WISE* All Sky Survey data release, observations at $10\ \mu\text{m}$ were carried out for two HMP stars, HE0107-5240 and HE0557-4840, with T-ReCS (Telesco et al. 1998) at the 8 m Gemini-South Telescope (August and September of 2009 as part of GS-2009B-Q88). Here, we describe those observations and the data reduction steps carried out to obtain N -band magnitude limits.

Imaging was carried out at $10.2\ \mu\text{m}$ ($\Delta\lambda = 1\ \mu\text{m}$), the N -band, to search for an infrared excess around the target stars and test for the presence of dust. The pixel scale was 0.09 arcsec per pixel. To cancel out the background radiation, the secondary mirror chopping and the telescope nodding method were used. We used four standard stars (HD 720, HD 14641, HD 26967, and HD 40808) from Cohen et al. (1999) as flux calibrators and reference point spread functions. One standard star was observed before a science target, followed by one after, to ensure they were taken under similar observing conditions and at similar air masses.

The Gemini T-ReCS integration time calculator was used to estimate the exposure times; given the target K -band magnitudes, atmospheric temperatures, and an ATLAS9 model atmosphere, then 30 minute exposures were determined for the

Table 4
Journal of Observation and Flux Densities

Target	Spectral Type	Integration Time (s)	FWHM (pix)	Flux (ADU)	Flux Density ^a (Jy)
HD 720	K2 III	29	5.05	1.694×10^6	4.69
HE 0107-5240	...	1853 ^b	5.04 ^c	$\leq 7.719 \times 10^3$	$\leq 0.33 \times 10^{-3}$
HD 14641	K5 III	29	5.02	2.381×10^6	6.59
HD 26967	K1 III	29	3.67	4.381×10^6	11.91
HE 0557-4840	...	1824	5.04 ^c	$\leq 4.597 \times 10^3$	$\leq 0.20 \times 10^{-3}$
HD 40808	K0 III	29	3.55	4.012×10^6	10.67

Notes.

^a The flux densities for the standard stars are from the Gemini webpage and Cohen et al. (1992; see http://www.gemini.edu/sciops/instruments/mir/Cohen_list.html).

^b A 3σ limit was determined using $3 \times$ FWHM, also the larger aperture FWHM for HE0557-4840 was adopted based on the observations of HE0107-5240.

^c An additional observation of HE0107-5240 was made on 2009-08-30, but interrupted due to cirrus cloud cover and was not used in this analysis.

science targets. The standard Gemini reduction package MID-IR was used within IRAF.⁸ Simple averaging of the stacked images was used in the MISTACK task to coadd the chopped and nodded frames.

For HE0107-5240, the standard stars HD 720 and HD 14641 were observed before and after the science observation. Each standard star was measured using the IRAF task IMEXAMINE to determine the flux and FWHM as listed in Table 4 within an aperture radius of 15 pixels, a buffer of 10 pixels and a sky annulus width of 25 pixels. Using the known flux density at $10.2\ \mu\text{m}$ of the standard stars (interpolated from the mid-IR fluxes on the Gemini webpages, also Cohen et al. (1999); listed in Table A1), a conversion factor of 2.769×10^{-6} Jy ADU⁻¹ was determined. The flux of standard star HD 14641 was measured using the same aperture. The conversion factor determined for HD 720 was then applied to HD 14641, which yields a flux density of 6.59 Jy, in excellent agreement with the known flux of 6.59 Jy (see Table A1).

To calculate a 3σ upper limit for HE0107-5240, we considered an aperture that was three times larger than that measured for the standard stars (i.e., three times their average FWHM, or 3×5.035 pixels) centered around the expected position of HE0107-5240. The mean value of the counts in this aperture was 10.75 ADU *per pixel*, with a standard deviation of 13.25 ADU. The mean value was multiplied by the number of pixels and converted to flux by the factor found above for the standard stars. This mean value was then scaled by the exposure time ratio (28.9585 s/1853.34 s). The flux density upper limit for HE0107-5240 is then 0.33 mJy. This was converted to a magnitude by using the known zero magnitude flux density of 38.5 Jy from the Gemini Flux Density/Magnitude conversion tool,⁹ giving an apparent N magnitude upper limit of,

$$N_{\text{HE0107-5240}} \leq 12.66 \text{ mag.} \quad (\text{A1})$$

The same procedure was followed for HE0557-4840, using HD 26967 and HD 40808 as standard stars (see Table A1). The mean value per pixel in the N -band image of HE0557-4840 was 6.40 ADU. Small differences between the Jy ADU⁻¹

⁸ Mid-IR data reduction web pages at: "<http://www.gemini.edu/sciops/instruments/midir-resources/data-reduction>." IRAF is distributed by the National Optical Astronomy Observatories, which are operated by the Association of Universities for Research in Astronomy, Inc., under cooperative agreement with the National Science Foundation.

⁹ <http://www.gemini.edu/?q=node/11119>

conversion factor determinations for the standard stars meant that we applied 2.690×10^{-6} Jy ADU $^{-1}$ to the HE0557-4840 data. Also, the sharp image profiles of the standard stars may have been due to variable seeing during the observations, therefore we adopt the more conservative FWHM = 5.04 pixels determined from HE0107-5240 for the calculation of the flux density limit for HE0557-4840. As above, this was converted to an *N*-band magnitude of

$$N_{\text{HE0557-4840}} \leq 13.21 \text{ mag.} \quad (\text{A2})$$

The corresponding *N*-band flux densities are illustrated in Figure 1, along with the optical and near-IR values.

Due to very low background levels for the standard star exposures (typically 50 ADU), the uncertainties in their flux density values are dominated by the calibration of the spectral irradiance values estimated as $\simeq 2\%$ by Cohen et al. (1992), combined with the mid-IR filter set estimated to be on the order of $\simeq 2\%$ by Gemini's online resource page. No air mass corrections were applied since the standard stars and science targets were all observed at approximately the same air mass. No color-temperature correction terms were applied either since the standard stars have similar temperatures as the science targets, in the range of 3800–5000 K (spectral types of the standard stars are in Table A1). We do not consider differential reddening effects either as all of these stars are bright and nearby.

REFERENCES

- Acke, B., & Waelkens, C. 2004, *A&A*, 427, 1009
- Allen, D. M., Ryan, S. G., Rossi, S., et al. 2012, *A&A*, 548, 34
- Aoki, W., Beers, T. C., Honda, S., & Carollo, D. 2010, *ApJ*, 723, 201
- Aoki, W., Frebel, A., Christlieb, N., et al. 2006, *ApJ*, 639, 897
- Asplund, M., Grevesse, N., Sauval, A. J., & Scott, P. 2009, *ARA&A*, 47, 481
- Asplund, M., Gustafsson, B., Kiselman, D., & Eriksson, K. 1997, *A&A*, 318, 521
- Beers, T. C., & Christlieb, N. 2005, *ARA&A*, 43, 531
- Beers, T. C., Flynn, C., Rossi, S., et al. 2007, *ApJS*, 168, 128
- Bisterzo, S., Gallino, R., Staniero, O., et al. 2010, *MNRAS*, 404, 1529
- Booth, M., Kennedy, G., Sibthorpe, B., et al. 2013, *MNRAS*, 428, 1263
- Bonifacio, P., Caffau, E., Venn, K. A., & Lambert, D. L. 2012a, *A&A*, 544, A102
- Bonifacio, P., Sbordone, L., Caffau, E., et al. 2012b, *A&A*, 542, A87
- Bromm, V. 2013, arXiv:1305.5178
- Caffau, E., Bonifacio, P., François, P., et al. 2012, *A&A*, 542, A51
- Cassisi, S., Castellani, V., & Tornambe, A. 1996, *ApJ*, 459, 298
- Castelli, F., & Kurucz, R. L. 2004, arXiv:astro-ph/0405087
- Christlieb, N., Bessell, M. S., Beers, T. C., et al. 2002, *Natur*, 419, 904
- Christlieb, N., Gustafsson, B., Korn, A. J., et al. 2004, *ApJ*, 603, 708
- Clark, P. C., Glover, S. C. O., Klessen, R. S., & Bromm, V. 2011, *ApJ*, 727, 110
- Coc, A., Goriely, S., Xu, Y., Saimpert, M., & Vangioni, E. 2012, *ApJ*, 744, 158
- Coc, A., Uzan, J. P., & Vangioni-Flam, E. 2014, arXiv:astro-ph/1403.6694
- Cohen, M., Walker, R. G., Barlow, M. J., & Deacon, J. R. 1992, *AJ*, 104, 1650
- Cohen, M., Walker, R. G., Carter, B., et al. 1999, *AJ*, 117, 1864
- Colina, L., Bohlin, R. C., & Castelli, F. 1996, *AJ*, 112, 307
- Dominik, C., Dullemond, C. P., Cami, J., & van Winckel, H. 2003, *A&A*, 397, 595
- Eiroa, C., Marshall, J. P., Mora, A., et al. 2013, *A&A*, 555, 11
- Ekström, S., Georgy, C., Eggenberger, P., et al. 2012, *A&A*, 537, A146
- Frebel, A., Aoki, W., Christlieb, N., et al. 2005, *Natur*, 434, 871
- Fujii, T., Nakada, Y., & Parthasarathy, M. 2002, *A&A*, 385, 884
- Gáspár, A., Su, K. Y. L., Rieke, G. H., et al. 2008, *ApJ*, 672, 974
- Giridhar, S., Lambert, D. L., Reddy, B. E., Gonzalez, G., & Yong, D. 2005, *ApJ*, 627, 432
- Greif, T. H., Springel, V., White, S. D. M., et al. 2011, *ApJ*, 737, 75
- Griffin, R. E., Gray, R. O., & Corbally, C. J. 2012, *A&A*, 547, 8
- Gruyters, P., Korn, A. J., Richard, O., et al. 2013, *A&A*, 555, A31
- Gustafsson, B., Bell, R. A., Eriksson, K., & Nordlund, A. 1975, *A&A*, 42, 407
- Gustafsson, B., Edvardsson, B., Eriksson, K., et al. 2008, *A&A*, 486, 951
- Hinkle, K. H., Brittain, S. D., & Lambert, D. L. 2007, *ApJ*, 664, 501
- Høg, E., Fabricius, C., Markarov, V. V., et al. 2000, *A&A*, 355, L27
- Ito, H., Nagataki, S., Ono, M., et al. 2013, *ApJ*, 777, 62
- Keller, S. C., Bessell, M. S., Frebel, A., et al. 2014, *Natur*, 506, 463
- Klemola, A. R. 1962, *AJ*, 67, 740
- Korn, A. J., Richard, O., Mashonkina, L., et al. 2009, *ApJ*, 698, 410
- Kwok, S., & Zhang, Y. 2011, *Natur*, 479, 80
- Limongi, M., Chieffi, A., & Bonifacio, P. 2003, *ApJL*, 594, L123
- Lodders, K. 2003, *ApJ*, 591, 1220
- Lucatello, S., Tsangarides, S., Beers, T. C., et al. 2005, *ApJ*, 625, 825
- McClure, R. D. 1997, *PASP*, 109, 256
- Meynet, G., Ekström, S., & Maeder, A. 2006, *A&A*, 447, 623
- Moerchen, M. M., Telesco, C. M., Packham, C., & Kehoe, T. J. J. 2007, *ApJL*, 655, L109
- Nakamura, F., & Umemura, M. 2001, *ApJ*, 548, 19
- Norris, J. E., Christlieb, N., Bessell, M. S., et al. 2012, *ApJ*, 753, 150
- Norris, J. E., Christlieb, N., Korn, A. J., et al. 2007, *ApJ*, 670, 774
- Norris, J. E., Yong, D., Bessell, M. S., et al. 2013, *ApJ*, 762, 28
- Ostriker, J. P., & Gnedin, N. Y. 1996, *ApJL*, 472, L63
- Picardi, I., Chieffi, A., Limongi, M., et al. 2004, *ApJ*, 609, 1035
- Planck Collaboration, Ade, P. A. R., Aghanim, N., et al. 2013, arXiv:1303.5062
- Rao, S., Giridhar, S., & Lambert, D. L. 2012, *MNRAS*, 419, 1254
- Ryan, S. G., Beers, T. C., Olive, K. A., Fields, B. D., & Norris, J. E. 2000, *ApJL*, 530, L57
- Savage, B. D., & Sembach, K. R. 1996, *ApJ*, 470, 893
- Schneider, R., Ferrara, A., Salvaterra, R., Omukai, K., & Bromm, V. 2003, *Natur*, 422, 869
- Schneider, R., Omukai, K., Bianchi, S., & Valiante, R. 2012, *MNRAS*, 419, 1566
- Skrutskie, M. F., Cutri, R. M., Stiening, R., et al. 2006, *AJ*, 131, 1163
- Spite, M., Caffau, E., Andrievsky, S. M., et al. 2011, *A&A*, 528, 9
- Starkenburg, E., Shetrone, M. D., McConnachie, A. W., & Venn, K. A. 2014, *MNRAS*, 441, 1217
- Suda, T., Aikawa, M., Machida, M. N., et al. 2004, *ApJ*, 611, 476
- Takeda, Y., Sato, B., Kambe, E., et al. 2002, *PASJ*, 54, 1041
- Telesco, C. M., Pina, R. K., Hanna, K. T., et al. 1998, *Proc. SPIE*, 3354, 534
- Tominaga, N., Umeda, H., & Nomoto, K. 2007, *ApJ*, 660, 516
- Tumlinson, J. 2007a, *ApJL*, 664, L63
- Tumlinson, J. 2007b, *ApJ*, 665, 1361
- Turcotte, S., & Charbonneau, P. 1993, *ApJ*, 413, 376
- Turk, M. J., Abel, T., & O'Shea, B. 2009, *Sci*, 325, 601
- Uchida, K. I., Sellgren, K., Werner, M. W., & Houdashelt, M. L. 2000, *ApJ*, 530, 817
- Umeda, H., & Nomoto, K. 2003, *Natur*, 422, 871
- van Winckel, H. 2003, *ARA&A*, 41, 391
- Venn, K. A., Brooks, A. M., Lambert, D. L., et al. 2002, *ApJ*, 565, 571
- Venn, K. A., & Lambert, D. L. 2008, *ApJ*, 677, 572
- Waelkens, C., Van Winckel, H., Bogaert, E., & Trams, N. R. 1991, *A&A*, 251, 495
- Wright, E., Eisenhardt, P. R. M., Mainzer, A. K., et al. 2010, *AJ*, 140, 1868
- Wyatt, M. C. 2008, *ARA&A*, 46, 339
- Yong, D., Norris, J. E., Bessell, M. S., et al. 2013, *MNRAS*, 434, 3542