



Effective Health Care Program

Comparative Effectiveness Review
Number 46

Second-Generation Antidepressants in the Pharmacologic Treatment of Adult Depression: An Update of the 2007 Comparative Effectiveness Review



Agency for Healthcare Research and Quality
Advancing Excellence in Health Care • www.ahrq.gov

Comparative Effectiveness Review

Number 46

Second-Generation Antidepressants in the Pharmacologic Treatment of Adult Depression: An Update of the 2007 Comparative Effectiveness Review

Prepared for:

Agency for Healthcare Research and Quality
U.S. Department of Health and Human Services
540 Gaither Road
Rockville, MD 20850
www.ahrq.gov

Contract No. 290-2007-10056-I

Prepared by:

RTI–UNC Evidence-based Practice Center
Research Triangle Park, NC

Investigators:

Gerald Gartlehner, M.D., M.P.H.
Richard A. Hansen, Ph.D.
Laura C. Morgan, M.A.
Kylie Thaler, M.D., M.P.H.
Linda J. Lux, M.P.A.
Megan Van Noord, M.S.I.S.
Ursula Mager, Ph.D., M.P.H.
Bradley N. Gaynes, M.D., M.P.H.
Patricia Thieda, M.A.
Michaela Strobelberger, M.A.
Stacey Lloyd, M.P.H.
Ursula Reichenpfader, M.D., M.P.H.
Kathleen N. Lohr, Ph.D.

**AHRQ Publication No. 12-EHC012-EF
December 2011**

This report is based on research conducted by the RTI–UNC Evidence-based Practice Center under contract to the Agency for Healthcare Research and Quality (AHRQ), Rockville, MD (Contract No. 290-2007-10056-I). The findings and conclusions in this document are those of the author(s), who are responsible for its contents; the findings and conclusions do not necessarily represent the views of AHRQ. No statement in this report should be construed as an official position of AHRQ or of the U.S. Department of Health and Human Services.

The information in this report is intended to help health care decisionmakers—patients and clinicians, health system leaders, and policymakers, among others—make well-informed decisions and thereby improve the quality of health care services. This report is not intended to be a substitute for the application of clinical judgment. Anyone who makes decisions concerning the provision of clinical care should consider this report in the same way as any medical reference and in conjunction with all other pertinent information, i.e., in the context of available resources and circumstances presented by individual patients.

This report may be used, in whole or in part, as the basis for development of clinical practice guidelines and other quality enhancement tools, or as a basis for reimbursement and coverage policies. AHRQ or U.S. Department of Health and Human Services endorsement of such derivative products or actions may not be stated or implied.

This document is in the public domain and may be used and reprinted without permission except those copyrighted materials that are clearly noted in the document. Further reproduction of those copyrighted materials is prohibited without the specific permission of copyright holders.

Persons using assistive technology may not be able to fully access information in this report. For assistance, contact EffectiveHealthCare@ahrq.hhs.gov.

None of the investigators have any affiliations or financial involvement that conflicts with the material presented in this report.

Suggested citation:

Gartlehner G, Hansen RA, Morgan LC, Thaler K, Lux LJ, Van Noord M, Mager U, Gaynes BN, Thieda P, Strobelberger M, Lloyd S, Reichenpfader U, Lohr KN. Second-Generation Antidepressants in the Pharmacologic Treatment of Adult Depression: An Update of the 2007 Comparative Effectiveness Review. (Prepared by the RTI International–University of North Carolina Evidence-based Practice Center, Contract No. 290-2007-10056-I.) AHRQ Publication No. 12-EHC012-EF. Rockville, MD: Agency for Healthcare Research and Quality. December 2011. www.effectivehealthcare.ahrq.gov/reports/final.cfm.

Preface

The Agency for Healthcare Research and Quality (AHRQ) conducts the Effective Health Care Program as part of its mission to organize knowledge and make it available to inform decisions about health care. As part of the Medicare Prescription Drug, Improvement, and Modernization Act of 2003, Congress directed AHRQ to conduct and support research on the comparative outcomes, clinical effectiveness, and appropriateness of pharmaceuticals, devices, and health care services to meet the needs of Medicare, Medicaid, and the Children's Health Insurance Program (CHIP).

AHRQ has an established network of Evidence-based Practice Centers (EPCs) that produce Evidence Reports/Technology Assessments to assist public- and private-sector organizations in their efforts to improve the quality of health care. The EPCs now lend their expertise to the Effective Health Care Program by conducting comparative effectiveness reviews (CERs) of medications, devices, and other relevant interventions, including strategies for how these items and services can best be organized, managed, and delivered.

Systematic reviews are the building blocks underlying evidence-based practice; they focus attention on the strength and limits of evidence from research studies about the effectiveness and safety of a clinical intervention. In the context of developing recommendations for practice, systematic reviews are useful because they define the strengths and limits of the evidence, clarifying whether assertions about the value of the intervention are based on strong evidence from clinical studies. For more information about systematic reviews, see www.effectivehealthcare.ahrq.gov/reference/purpose.cfm

AHRQ expects that CERs will be helpful to health plans, providers, purchasers, government programs, and the health care system as a whole. In addition, AHRQ is committed to presenting information in different formats so that consumers who make decisions about their own and their family's health can benefit from the evidence.

Transparency and stakeholder input from are essential to the Effective Health Care Program. Please visit the Web site (www.effectivehealthcare.ahrq.gov) to see draft research questions and reports or to join an e-mail list to learn about new program products and opportunities for input. Comparative Effectiveness Reviews will be updated regularly.

We welcome comments on this CER. They may be sent by mail to the Task Order Officer named below at: Agency for Healthcare Research and Quality, 540 Gaither Road, Rockville, MD 20850, or by email to epc@ahrq.hhs.gov.

Carolyn M. Clancy, M.D.
Director
Agency for Healthcare Research and Quality

Jean Slutsky, P.A., M.S.P.H.
Director, Center for Outcomes and Evidence
Agency for Healthcare Research and Quality

Stephanie Chang, M.D., M.P.H.
Director
Evidence-based Practice Program
Center for Outcomes and Evidence
Agency for Healthcare Research and Quality

Carmen Kelly, Pharm.D., M.P.H., R.P.H.
Task Order Officer
Center for Outcomes and Evidence
Agency for Healthcare Research and Quality

Acknowledgments

We extend our appreciation to our Technical Expert Panel (TEP): James H. Bray, Ph.D., President of the American Psychological Association; Susan G. Kornstein, M.D., Professor of Psychiatry at the Virginia Commonwealth University; John Santa, M.D. of the American Consumers Union; Gregory Simon, M.D., M.P.H. of Group Health; and John Williams, M.D., primary care physician and former Director of the Duke Evidence-based Practice Center. All provided thoughtful advice and input during our research process.

The investigators deeply appreciate the considerable support, commitment, and contributions of the EPC team staff at RTI International and the University of North Carolina. We express our gratitude to Visali Peravali, M.Sc., Tania Wilkins, M.Sc. and Shrikant Bandiwala, Ph.D. for their statistical programming for the indirect comparisons analysis; Tammeka Swinson Evans, Andrea Yuen, Shannon Brode and Audrey Holland, Research Analysts; and Loraine Monroe, our EPC publications specialist.

Technical Expert Panel

James H. Bray, Ph.D.
2009 President
American Psychological Association
Washington, DC

Susan G. Kornstein, M.D.
Professor of Psychiatry and Obstetrics and Gynecology
Virginia Commonwealth University
Richmond, Virginia

John Santa, M.D., M.P.H.
Director
Consumer Reports Health Rating Center
Consumers Union

Greg Simon, M.D., M.P.H.
Psychiatrist
Group Health Research Institute
Seattle, Washington

John W. Williams, Jr., M.D.
Primary Care Physician
Former Director, Duke Evidence-based Practice Center
Duke University and Durham VA Medical Center
Durham, North Carolina

Peer Reviewers

Glenda MacQueen, M.D., Ph.D., FRCPC
Head of the Department of Psychiatry for the Faculty of Medicine
Department of Psychiatry and Behavioral Neurosciences
University of Calgary
Calgary, Alberta, Canada

Marian McDonagh, Pharm.D.
Associate Professor
Department of Medical Informatics and Clinical Epidemiology
Oregon Health Sciences University
Portland, OR

Anand Pandya, M.D.
President
National Alliance on Mental Illness
Arlington, VA

Peter Roy-Byrne, M.D.
Professor and Vice Chair
Department of Psychiatry
University of Washington
Seattle, WA

Richard Shelton, M.D.
Professor of Psychiatry
Vanderbilt University
Nashville, TN

Second-Generation Antidepressants in the Pharmacologic Treatment of Adult Depression: An Update of the 2007 Comparative Effectiveness Review

Structured Abstract

Background. Depressive disorders such as major depressive disorder (MDD), dysthymia, and subsyndromal depression may be serious disabling illnesses. MDD affects more than 16 percent of adults at some point during their lifetimes. Second-generation antidepressants dominate the medical management of depressive disorders. These drugs include selective serotonin reuptake inhibitors (SSRIs), serotonin and norepinephrine reuptake inhibitors (SNRIs), and other drugs with related mechanisms of action that selectively target neurotransmitters.

Objectives. The objective of this report was to compare the benefits and harms of bupropion, citalopram, desvenlafaxine, duloxetine, escitalopram, fluoxetine, fluvoxamine, mirtazapine, nefazodone, paroxetine, sertraline, trazodone, and venlafaxine for the treatment of depressive disorders, including variations of effects in patients with accompanying symptoms and patient subgroups.

Data Sources. We updated a comparative effectiveness review published in 2007 by the Agency for Healthcare Research and Quality searching PubMed, Embase, The Cochrane Library, and International Pharmaceutical Abstracts up to January 2011.

Review Methods. Two people independently reviewed the literature, abstracted data, and rated the risk of bias. If data were sufficient, we conducted meta-analyses of head-to-head trials of the relative benefit of response to treatment. In addition, we conducted mixed treatment comparisons to derive indirect estimates of the comparative efficacy among all second-generation antidepressants.

Results. From a total of 3,722 citations, we identified 248 studies of good or fair quality. Overall, no substantial differences in efficacy could be detected among second-generation antidepressants for the treatment of acute-phase MDD. Statistically significant differences in response rates between some drugs are small and likely not clinically relevant. No differences in efficacy were apparent in patients with accompanying symptoms or in subgroups based on age, sex, ethnicity, or comorbidities, although evidence within these subpopulations was limited.

Differences exist in the incidence of specific adverse events and the onset of action. Venlafaxine leads to higher rates of nausea and vomiting, sertraline to higher rates of diarrhea, and mirtazapine to higher rates of weight gain than comparator drugs. Bupropion causes lower rates of sexual dysfunction than other antidepressants. The evidence is insufficient to draw conclusions about the comparative efficacy and effectiveness for the treatment of dysthymia and subsyndromal depression.

Conclusions. Our findings indicate that the existing evidence does not warrant the choice of one second-generation antidepressant over another based on greater efficacy and effectiveness. Differences with respect to onset of action and adverse events may be taken into consideration for the choice of a medication.

Contents

Executive Summary	ES-1
Introduction	1
Background	1
Purpose of This Report	3
Scope and Key Questions	6
Organization of the Report.....	9
Methods	10
Summary of Methodological Changes Since the 2007 Report.....	10
Topic Development.....	10
Literature Search.....	11
Study Selection	11
Data Extraction	12
Quality Assessment.....	12
Applicability Assessment.....	13
Grading Strength of a Body of Evidence.....	13
Data Synthesis.....	14
Overall Approaches and Meta-analyses for Direct Comparisons.....	14
Indirect Comparisons With Mixed Treatment Comparisons Techniques.....	15
Peer Review	15
Results	17
Overview of All Key Questions.....	18
Key Question 1a: Efficacy or Effectiveness in Treating Depressive Disorders and Symptoms.....	19
Major Depressive Disorder: Overview	19
Major Depressive Disorder: Key Points	27
Major Depressive Disorder: Detailed Analysis	32
Dysthymia: Overview	53
Dysthymia: Key Points	53
Dysthymia: Detailed Analysis	53
Subsyndromal Depressive Disorders: Overview	54
Subsyndromal Depressive Disorders: Key Points	55
Subsyndromal Depressive Disorders: Detailed Analysis	55
Key Question 1b: Response to Antidepressant Agents After Successful Response in the Past.....	56
Key Question 1c: Differences in Efficacy and Effectiveness Between Immediate- and Extended-Release Formulations	56
Efficacy of Immediate- Versus Extended-Release Formulations: Overview	56
Efficacy of Immediate- Versus Extended-Release Formulations: Key Points	57
Efficacy of Immediate- Versus Extended-Release Formulations: Detailed Analysis	57
Key Question 2: Efficacy or Effectiveness for Maintaining Remission or for Treating Patients With Unresponsive or Recurrent Disease	58
Maintaining Remission: Overview	59
Maintaining Remission: Key Points	61
Maintaining Remission: Detailed Analysis	61

Achieving Response in Unresponsive or Recurrent Disease: Overview	72
Achieving Response in Unresponsive or Recurrent Disease: Key Points	72
Achieving Response in Unresponsive or Recurrent Disease: Detailed Analysis	73
Key Question 3: Efficacy or Effectiveness for Treating Symptoms	
Accompanying Depression	76
All Symptoms: Overview	76
Anxiety: Key Points	77
Anxiety: Detailed Analysis	79
Insomnia: Key Points	83
Insomnia: Detailed Analysis	84
Low Energy: Key Points	86
Low Energy: Detailed Analysis	87
Melancholia: Key Points	87
Melancholia: Detailed Analysis	88
Pain: Key Points	88
Pain: Detailed Analysis	89
Psychomotor Change: Key Points	90
Psychomotor Change: Detailed Analysis	91
Somatization: Key Points	91
Somatization: Detailed Analysis	92
Key Question 4. Safety, Adverse Events, Adherence	92
Key Question 4a: Comparative Harms and Adherence for Second-Generation	
Antidepressants	93
Adverse Events and Discontinuation Rates: Overview	93
Adverse Events and Discontinuation Rates: Key Points	93
Adverse Events and Discontinuation Rates: Detailed Analysis	94
Serious Adverse Events: Key Points	103
Serious Adverse Events: Detailed Analysis	104
Adherence and Persistence: Key Points	113
Adherence and Persistence: Detailed Analysis	113
Key Question 4b: Comparative Harms, Adherence, and Persistence for Immediate- and Extended-Release Second-Generation Antidepressants	115
Harms of Immediate- Versus Extended-Release Formulations: Overview	115
Harms of Immediate- Versus Extended-Release Formulations: Key Points	116
Harms of Immediate- Versus Extended-Release Formulations: Detailed Analysis	116
Comparative Adherence and Persistence of Immediate- Versus Extended-Release Formulations: Overview	117
Comparative Adherence and Persistence of Immediate- Versus Extended-Release Formulations: Key Points	117
Comparative Adherence and Persistence of Immediate- Versus Extended-Release Formulations: Detailed Analysis	117
Key Question 5: Efficacy, Effectiveness, and Harms for Selected Populations	118
Overview: All Subgroups	118
Age: Key Points	119
Age: Detailed Analysis	121
Race or Ethnicity: Key Points	126

Race or Ethnicity: Detailed Analysis.....	126
Sex: Key Points.....	127
Sex: Detailed Analysis.....	128
Comorbidities: Key Points.....	128
Comorbidities: Detailed Analysis.....	130
Discussion	136
Organization of this Chapter.....	136
General Conclusions.....	136
Principal Findings for Less Severe Depression, Symptom Clusters, and Subpopulations.....	144
Specific Results for Efficacy and Effectiveness in Major Depressive Disorder.....	144
Specific Results for Maintaining Response or Remission.....	146
Specific Results for Managing Treatment-Resistant or Recurrent Depression.....	147
Specific Results for Treating Patients with Depression and Accompanying Symptoms.....	148
Specific Results for Harms (Adverse Events) and Adherence.....	148
Specific Results for Population Subgroups.....	149
Specific Results for Dysthymia and Subsyndromal Depression.....	149
Applicability of Results.....	150
Limitations of Report.....	150
Future Research.....	150
Efficacy and Effectiveness.....	150
Prevention of Relapse and Recurrence.....	151
Management of Treatment-Resistant or Recurrent Depression.....	151
Accompanying Symptoms.....	151
Adverse Events.....	152
References	153

Tables

Table A. Summary of Findings With Strength of Evidence, Key Question 1a: Comparative Efficacy and Effectiveness of Second-Generation Antidepressants.....	ES-14
Table B. Summary of Findings With Strength of Evidence, Key Question 1b: Greater Efficacy and Effectiveness With Previously Effective Medications.....	ES-14
Table C. Summary of Findings With Strength of Evidence, Key Question 1c: Differences in Efficacy and Effectiveness Between Immediate- and Extended-Release Formulations.....	ES-15
Table D. Summary of Findings With Strength of Evidence, Key Question 2a: Efficacy and Effectiveness of Second-Generation Antidepressants for Maintaining Response or Remission (i.e., Preventing Relapse or Recurrence).....	ES-15
Table E. Summary of Findings With Strength of Evidence, Key Question 2b: Efficacy and Effectiveness of Second-Generation Antidepressants in Managing Treatment-Resistant Depression Syndrome or Treating Recurrent Depression.....	ES-16
Table F. Summary of Findings With Strength of Evidence, Key Question 3: Comparative Efficacy and Effectiveness of Second-Generation Antidepressants for Treatment of Depression in Patients With Accompanying Symptom Clusters.....	ES-16

Table G. Summary of Findings With Strength of Evidence, Key Question 4a: Comparative Risk of Harms (Safety, Adverse Events), Adherence, and Persistence	ES-18
Table H. Summary of Findings With Strength of Evidence, Key Question 4b: Differences in Harms, Adherence, and Persistence Between Immediate- and Extended-Release Formulations	ES-19
Table I. Summary of Findings With Strength of Evidence, Key Question 5: Subgroups	ES-20
Table 1. Second-Generation Antidepressants Approved for use in the United States.....	2
Table 2. Usual Dosing Range and Frequency of Administration For Adults.....	4
Table 3. Criteria For Effectiveness Studies	7
Table 4. Outcome Measures and Study Eligibility Criteria.....	7
Table 5. Comparative Dose Classification of Second-Generation Antidepressants.....	9
Table 6. Definitions of the Grades of the Overall Strength of Evidence.....	14
Table 7. Key Questions About the Comparative Efficacy and Safety of Second-Generation Antidepressants.....	17
Table 8. Abbreviations and Full Names of Diagnostic Scales and Other Instruments.....	18
Table 9. SSRIs Versus SSRI Study Characteristics, Response and Remission Rates, and Quality Ratings of Studies in Adults With Major Depressive Disorder	21
Table 10. SSRIs Versus SSNRIs and SNRIs Study Characteristics, Response and Remission Rates, and Quality Ratings of Studies in Adults With Major Depressive Disorder.....	23
Table 11. SSRIs Versus Other Second-Generation Antidepressants Study Characteristics, Response and Remission Rates, and Quality Ratings of Studies in Adults With Major Depressive Disorder	25
Table 12. SNRIs Versus SSNRIs and SNRIs Study Characteristics, Response and Remission Rates, and Quality Ratings of Studies in Adults With Major Depressive Disorder.....	26
Table 13. SNRIs Versus Other Second-Generation Antidepressants Study Characteristics, Response and Remission Rates, and Quality Ratings of Studies in Adults With Major Depressive Disorder	26
Table 14. Response and Remission Rates, and Quality Ratings of Studies in Adults With Major Depressive Disorder.....	26
Table 15. Number of Head-to-Head Trials of Selective Serotonin Reuptake Inhibitors for Treating Major Depressive Disorders: SSRIs Versus SSRI.....	27
Table 16. Number of Head-to-Head Trials of Selective Serotonin Reuptake Inhibitors for Treating Major Depressive Disorders: SSRIs Versus SNRI.....	28
Table 17. Number of Head-to-Head Trials of Selective Serotonin Reuptake Inhibitors for Treating Major Depressive Disorders: SSRIs Versus Other Second-Generation Antidepressants	28
Table 18. Number of Head-to-Head Trials of Selective Serotonin Norepinephrine Reuptake Inhibitors, Serotonin Norepinephrine Reuptake Inhibitors, and Other Antidepressants for Treating Major Depressive Disorders.....	29
Table 19. Characteristics of Trials Comparing Mirtazapine to SSRIs on Onset of Action (Response Rate).....	31
Table 20. Characteristics and Effect Sizes of Studies Comparing Citalopram With Escitalopram	33

Table 21. Interventions, Numbers of Patients, Results, and Quality Ratings of Studies in Adults With Dysthymia	53
Table 22. Interventions, Numbers of Patients, Results, and Quality Ratings of Studies in Adults With Subsyndromal Depressive Disorders	55
Table 23. Interventions, Numbers of Patients, Results, and Quality Ratings of Studies Comparing Daily With Weekly Fluoxetine Regimens During Continuation Treatment	56
Table 24. Interventions, Numbers of Patients, Results, and Quality Ratings of Studies Comparing Immediate- With Extended-Release Formulations	57
Table 25. Number of Head-To-Head Trials and Placebo-Controlled Trials of Second-Generation Antidepressants for Preventing Relapse, By Comparison	60
Table 26. Number of Head-To-Head Trials and Placebo-Controlled Trials of Second-Generation Antidepressants For Recurrence of Major Depressive Disorder, by Comparison	60
Table 27. Head-to-Head Studies of Maintaining Remission (Preventing Relapse or Recurrence).....	62
Table 28. Placebo-Controlled Studies of Relapse Prevention and Recurrence Prevention	65
Table 29. Head-to-Head Trials of Treatment-Resistant and Recurrent Depression	73
Table 30. Studies of Adults With Major Depressive Disorders and Accompanying Anxiety.....	78
Table 31. Trials of Adults With Major Depressive Disorders and Accompanying Insomnia.....	84
Table 32. Trials of Adults With Major Depressive Disorder and Accompanying Low Energy.....	86
Table 33. Trials of Adults With Major Depressive Disorders and Accompanying Melancholia.....	87
Table 34. Trials or Other Studies of Adults With Major Depressive Disorders and Accompanying Pain	89
Table 35. Studies of Adults With Major Depressive Disorders and Accompanying Psychomotor Change	91
Table 36. Studies of Adults With Major Depressive Disorders and Accompanying Somatization	92
Table 37. Studies Assessing General Tolerability and Discontinuation.....	95
Table 38. Studies Assessing Changes in Weight.....	95
Table 39. Studies Assessing Discontinuation Syndrome.....	96
Table 40. Incidence of Specific Adverse Events Across Head-to-Head Trials (Mean Percentage) (95% Confidence Interval)	97
Table 41. Average Rates of Overall Discontinuation, Discontinuation Because of Adverse Events, and Discontinuation Because of Lack of Efficacy.....	101
Table 42. Studies Assessing Suicidality	104
Table 43. Studies Assessing Sexual Dysfunction.....	105
Table 44. Studies Assessing Seizures	106
Table 45. Studies Assessing Cardiovascular Events.....	107
Table 46. Studies Assessing Other Adverse Events	107
Table 47. Characteristics of Trials Comparing Bupropion With SSRIs on Sexual Dysfunction	109

Table 48. Head-to-Head Trials Reporting Adherence to Second-Generation Antidepressants	114
Table 49. Interventions, Numbers of Patients, Results, and Quality Ratings of Studies Comparing Harms of Daily Versus Weekly and Immediate Versus Extended Release Formulations.....	115
Table 50. Interventions, Numbers of Patients, Results, and Quality Ratings of Studies Comparing Adherence of Immediate Versus Extended Release Formulations.....	117
Table 51. Head-to-Head Studies on Efficacy and Harms in Older Adults	120
Table 52. Placebo-Controlled Studies on Efficacy and Harms in Older Adults.....	121
Table 53. Studies of Efficacy, Effectiveness, and Harms for Race or Ethnicity Subgroups	126
Table 54. Studies of Efficacy, Effectiveness, and Harms for sex Subgroups.....	127
Table 55. Studies of Efficacy, Effectiveness, and Harms for Subgroups by Comorbidity.....	129
Table 56. Summary of Findings With Strength of Evidence: Key Question 1a: Comparative Efficacy and Effectiveness of Second-Generation Antidepressants	137
Table 57. Summary of Findings With Strength of Evidence: Key Question 1b: Greater Efficacy and Effectiveness With Previously Effective Medications	137
Table 58. Summary of Findings With Strength of Evidence: Key Question 1c: Differences in Efficacy and Effectiveness Between Immediate- and Extended-Release Formulations.....	138
Table 59. Summary of Findings With Strength of Evidence: Key Question 2a: Efficacy and Effectiveness of Second-Generation Antidepressants for Maintaining Response or Remission (i.e., Preventing Relapse or Recurrence).....	138
Table 60. Summary of Findings With Strength of Evidence: Key Question 2b: Efficacy and Effectiveness of Second-Generation Antidepressants in Managing Treatment-Resistant Depression Syndrome or Treating Recurrent Depression	138
Table 61. Summary of Findings With Strength of Evidence: Key Question 3: Comparative Efficacy and Effectiveness of Second-Generation Antidepressants for Treatment of Depression in Patients With Accompanying Symptom Clusters	139
Table 62. Summary of Findings With Strength of Evidence: Key Question 4a: Comparative Risk of Harms (Safety, Adverse Events), Adherence, and Persistence	141
Table 63. Summary of Findings With Strength of Evidence: Key Question 4b: Differences in Harms, Adherence, and Persistence Between Immediate- and Extended-Release Formulations	142
Table 64. Summary of Findings With Strength of Evidence: Key Question 5: Subgroups	143

Figures

Figure A. Results of Literature Search (PRISMA Diagram).....	ES-4
Figure 1. Second-Generation Antidepressant Approvals.....	1
Figure 2. Phases of Treatment For Major Depression	5
Figure 3. Results of Literature Search (PRISMA Diagram).....	19
Figure 4. Odds Ratio Meta-Analysis of MADRS Response Rates Comparing Citalopram With Escitalopram	33
Figure 5. Effect Size Meta-Analysis Comparing Citalopram With Escitalopram on the MADRS	34
Figure 6. Odds Ratio Meta-Analysis of Response Rates Comparing Fluoxetine With Paroxetine on the HAM-D	37

Figure 7. Effect Size Meta-Analysis Comparing Fluoxetine With Paroxetine on the HAM-D	37
Figure 8. Odds Ratio Meta-Analysis of Response Rates Comparing Fluoxetine With Sertraline on the HAM-D.....	39
Figure 9. Effect Size Meta-Analysis Comparing Fluoxetine With Sertraline on the HAM-D	40
Figure 10. Odds Ratio Meta-Analysis of Response Rates Comparing Fluoxetine With Venlafaxine on the HAM-D.....	43
Figure 11. Odds Ratio Meta-Analysis of Response Rates Comparing Paroxetine With Duloxetine on the HAM-D	43
Figure 12. Odds Ratio Meta-Analysis of Response Rates Comparing Sertraline With Venlafaxine on the HAM-D.....	45
Figure 13. Odds Ratios of Response Rates Comparing SSRIs With SSRIs.....	50
Figure 14. Odds Ratios of Response Rates Comparing SSRIs and SNRIs With SNRIs and SSNRIs.....	51
Figure 15. Odds Ratios of Response Rates Comparing SSRIs, SNRIs, SSNRIs, and Other Second-Generation Antidepressants With Other Second-Generation Antidepressants.....	52
Figure 16. Relative Risk of Nausea and Vomiting With Venlafaxine Compared With SSRIs.....	98
Figure 17. Relative Risks of Overall Discontinuation.....	102
Figure 18. Relative Risk of Discontinuation Because of Adverse Events.....	102
Figure 19. Relative Risk of Discontinuation Because of Lack of Efficacy	103

Appendixes

Appendix A. Search Strategy
Appendix B. Excluded Studies
Appendix C. Evidence Tables
Appendix D. Poor-Quality Studies
Appendix E. Studies Included in Mixed-Treatment Comparisons and Meta-analyses
Appendix F. Bibliography of References by Database Searched
Appendix G. Strength of Evidence Tables
Appendix H. Review and Abstraction Forms

Executive Summary

Background

Depressive disorders such as major depressive disorder (MDD), dysthymia, and subsyndromal depression (including minor depression) may be serious disabling illnesses. MDD is the most prevalent, affecting more than 16 percent (lifetime) of U.S. adults. In 2000, the U.S. economic burden of depressive disorders was estimated to be \$83.1 billion. Likely, this number has increased during the past 10 years. More than 30 percent of these costs are attributable to direct medical expenses.

Pharmacotherapy dominates the medical management of depressive disorders and may include first-generation antidepressants (tricyclic antidepressants and monoamine oxidase inhibitors) and more recently developed second-generation antidepressants. These second-generation treatments include selective serotonin reuptake inhibitors (SSRIs: citalopram, escitalopram, fluoxetine, fluvoxamine, paroxetine, sertraline), selective serotonin and norepinephrine reuptake inhibitors (SSNRIs: duloxetine), serotonin and norepinephrine reuptake inhibitors (SNRIs: desvenlafaxine, mirtazapine, venlafaxine), and other second-generation antidepressants (bupropion, nefazodone, trazodone). The mechanism of action of most of these agents is poorly understood. These drugs work, at least in part, through their effects on neurotransmitters such as serotonin, norepinephrine, or dopamine in the central nervous system.

In general, the efficacy of first- and second-generation antidepressant medications is similar. However, first-generation antidepressants often produce multiple side effects that many patients find intolerable, and the risk for harm when taken in overdose or in combination with certain medications is high. Because of their relatively favorable side-effect profile, the second-generation antidepressants play a prominent role in the management of patients with MDD and are the focus of this review.

Objectives

This report is an update by RTI–UNC (Research Triangle Institute International–University of North Carolina) Evidence-based Practice Center of the 2007 Comparative Effectiveness Review of second-generation antidepressants. It summarizes the available evidence on the comparative efficacy, effectiveness, and harms of 13 second-generation antidepressants—bupropion, citalopram, desvenlafaxine, duloxetine, escitalopram, fluoxetine, fluvoxamine, mirtazapine, nefazodone, paroxetine, sertraline, trazodone, and venlafaxine—in treating patients with MDD, dysthymia, and subsyndromal depression. It also evaluates the comparative efficacy and effectiveness for maintaining remission and treating accompanying symptoms such as anxiety, insomnia, or neurovegetative symptoms.

Specifically, we address the following Key Questions (KQs) in this report:

- 1a. For adults with major depressive disorder (MDD), dysthymia, or subsyndromal depressive disorders, do commonly used medications for depression differ in efficacy or effectiveness in treating depressive symptoms?
- 1b. If a patient has responded to one agent in the past, is that agent better than current alternatives at treating depressive symptoms?
- 1c. Are there any differences in efficacy or effectiveness between immediate-release and extended-release formulations of second-generation antidepressants?

- 2a. For adults with a depressive syndrome that has responded to antidepressant treatment, do second-generation antidepressants differ in their efficacy or effectiveness for preventing relapse (i.e., continuation phase) or recurrence (i.e., maintenance phase) when a patient
 - Continues the drug they initially responded to, or
 - Switches to a different antidepressant?
- 2b. For adults with a depressive syndrome that has not responded to acute antidepressant treatment or has relapsed (continuation phase) or recurred (maintenance phase), do alternative second-generation antidepressants differ in their efficacy or effectiveness?
3. In depressed patients with accompanying symptoms such as anxiety, insomnia, and neurovegetative symptoms, do medications or combinations of medications (including tricyclics in combination) differ in their efficacy or effectiveness for treating the depressive episode or for treating the accompanying symptoms?
- 4a. For adults with a depressive syndrome, do commonly used antidepressants differ in safety, adverse events, or adherence? Adverse effects of interest include but are not limited to nausea, diarrhea, headache, tremor, daytime sedation, decreased libido, failure to achieve orgasm, nervousness, insomnia, and more serious events including suicide.
- 4b. Are there any differences in safety, adverse events, or adherence between immediate-release and extended-release formulations of second-generation antidepressants?
5. How do the efficacy, effectiveness, or harms of treatment with antidepressants for a depressive syndrome differ for the following subpopulations?
 - Elderly or very elderly patients
 - Other demographic groups (defined by age, ethnic or racial groups, and sex)
 - Patients with medical comorbidities (e.g., ischemic heart disease, cancer)
 - Patients with psychiatric and behavioral comorbidities (e.g., substance abuse disorders)
 - Patients taking other medications

Methods

The topic of this report and preliminary KQs arose through a public process involving the public, the Scientific Resource Center (SRC), and various stakeholder groups (www.effectivehealthcare.ahrq.gov/index.cfm/who-is-involved-in-the-effective-health-care-program1/about-the-stakeholder-group/).

To identify articles relevant to each KQ, we searched PubMed, Embase, the Cochrane Library, PsycInfo, and International Pharmaceutical Abstracts. We used either Medical Subject Headings (MeSH or MH) as search terms when available or keywords when appropriate. We combined terms for selected indications (major depressive disorder, dysthymia, minor depression, subsyndromal depressive disorder), drug interactions, and adverse events with a list of 13 specific second-generation antidepressants (bupropion, citalopram, desvenlafaxine, duloxetine, escitalopram, fluoxetine, fluvoxamine, mirtazapine, nefazodone, paroxetine, sertraline, trazodone, and venlafaxine). We limited electronic searches to “human” and “English language.” We searched sources from 1980 to January 2011 to capture literature relevant to the scope of our topic. The SRC contacted pharmaceutical manufacturers and invited them to submit dossiers, including citations. We received dossiers from five pharmaceutical companies

(AstraZeneca, Eli Lilly, GlaxoSmithKline, Warner Chilcott Pharmaceuticals, and Wyeth). The SRC also searched various sources for grey literature.

For this review, results from well-conducted, valid head-to-head trials provide the strongest evidence to compare drugs with respect to efficacy, effectiveness, and harms. Randomized controlled trials (RCTs) of at least 6 weeks' duration and in adult study populations were eligible for inclusion. For quantitative analyses, we included all eligible studies without sample size limitations. In addition to head-to-head studies, we included placebo-controlled trials for mixed treatment comparisons or if no head-to-head trials were available for a particular KQ. If we concluded that we could not conduct any quantitative analyses, then we included studies only if they had sample sizes of 40 or larger.

For harms (i.e., evidence pertaining to safety, tolerability, and adverse events), we examined data from both experimental and observational studies. We included observational studies that had large sample sizes (1,000 patients or more), lasted at least 3 months, and reported an outcome of interest. Two people independently reviewed abstracts and full-text articles. If both reviewers agreed that the trial did not meet eligibility criteria, we excluded it. We obtained the full text of all remaining articles and used the same eligibility criteria to determine which, if any, to exclude at this stage.

To assess the quality (internal validity) of studies, we used predefined criteria based on those developed by the U.S. Preventive Services Task Force (ratings: good, fair, poor) and the National Health Service Centre for Reviews and Dissemination. Two people independently rated the quality of each included study.

We assessed statistically each of the 78 possible drug comparisons of second-generation antidepressants for the treatment of acute-phase MDD. We conducted meta-analyses of 6 direct comparisons; the remaining 72 analyses employed mixed treatment comparison meta-analyses to derive indirect comparisons.

We evaluated the strength of evidence based on methods guidance for the Evidence-based Practice Center program of the Agency for Healthcare Research and Quality. Strength of evidence is graded only for major comparisons and major outcomes for the topic at hand. The strength of evidence for each outcome or comparison that we graded incorporates scores on four domains: risk of bias, consistency, directness, and precision.

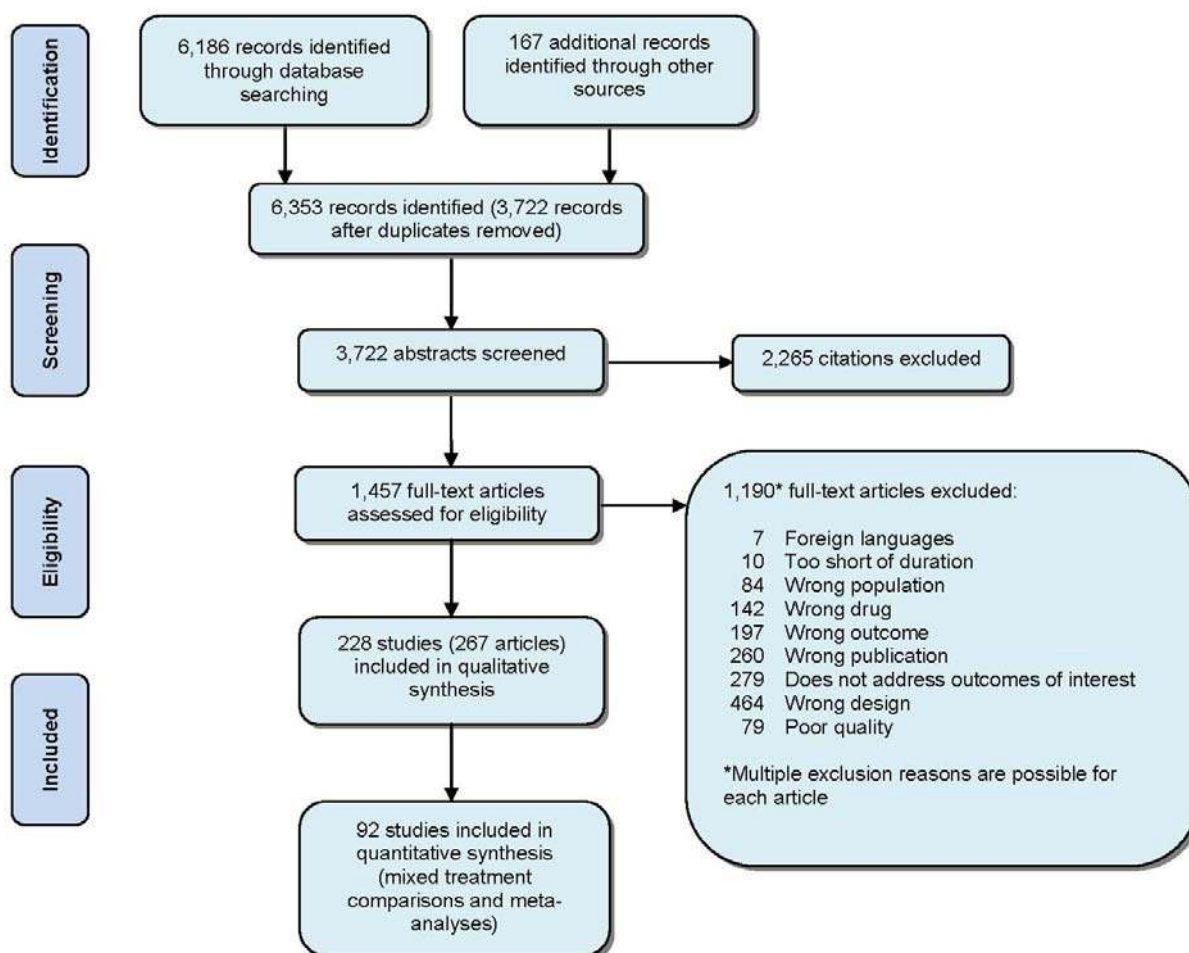
Results

Overall, the new evidence (78 new studies, 87 articles) we found during the update of the 2007 report did not lead to changes in our main conclusion from that review—namely, that no substantial differences in efficacy exist among second-generation antidepressants for the treatment of MDD. Some results are now supported by better evidence than in 2007, which is reflected in a higher grade for the strength of the evidence for some outcomes. Our summary of evidence findings are presented in Tables A through I by KQ. The strength of evidence ratings for the main outcomes of each KQ are detailed in Appendix G.

Efficacy and Effectiveness

We identified 3,722 citations from searches and reviews of reference lists. Figure A documents the disposition of the 267 included articles in this review, working from 1,457 articles retrieved for full-text review and 1,190 excluded at this stage.

Figure A. Results of literature search (PRISMA diagram)



Treatment of Major Depressive Disorder (KQ 1a)

Overall, 37 percent of patients did not respond during 6 to 12 weeks of treatment with second-generation antidepressants; 53 percent did not achieve remission. The evidence is insufficient to determine factors that can reliably predict response or nonresponse in individual patients.

Ninety-one head-to-head trials (i.e., comparisons between medications conducted within trials) provided data on 40 of the potential comparisons between the 13 second-generation antidepressants addressed in this report. Eight trials directly compared any non-SSRI second-generation antidepressant with any other; of these, only two comparisons were evaluated in more than one trial. Many efficacy trials were not powered to detect statistically or clinically significant differences, leading to inconclusive results.

Direct evidence from head-to-head trials was considered sufficient to conduct meta-analyses on the response to treatment (at least 50 percent improvement from baseline) for six drug–drug comparisons. Differences in efficacy reflected in some of these meta-analyses are of modest magnitude, and clinical implications remain to be determined.

- Citalopram versus escitalopram (5 published studies; 1,802 patients): For patients on escitalopram the odds ratio (OR) of response was statistically significantly higher than for

patients on citalopram (OR, 1.47; 95% confidence interval [CI], 1.07 to 2.01). The number needed to treat (NNT) to gain 1 additional responder at week 8 with escitalopram compared with citalopram was 13 (95% CI, 8 to 39). These results are based on meta-analyses of head-to-head trials. Results of mixed-treatment comparisons, taking the entire evidence base on second-generation antidepressants into consideration, did not confirm these findings (OR, 0.51; 95% credible interval, 0.13 to 4.14).

- Fluoxetine versus paroxetine (5 studies; 690 patients): We did not find any statistically significant differences in response rates (OR, 1.08; 95% CI, 0.79 to 1.47) between fluoxetine and paroxetine.
- Fluoxetine versus sertraline (4 studies; 940 patients): The odds ratio of response was statistically significantly higher for sertraline than for fluoxetine (OR, 1.42; 95% CI, 1.08 to 1.85). The NNT to gain 1 additional responder at 6 to 12 weeks with sertraline was 13 (95% CI, 8 to 58).
- Fluoxetine versus venlafaxine (6 studies; 1,197 patients): The odds ratio of response was statistically significantly higher for patients on venlafaxine than on fluoxetine (OR, 1.47; 95% CI, 1.16 to 1.86).
- Paroxetine versus duloxetine (3 studies; 849 patients): Pooled response rates were similar for patients on paroxetine or duloxetine (OR, 0.84; 95% CI, 0.63 to 1.12).
- Sertraline versus venlafaxine (3 studies; 470 patients): Pooled response rates were similar for patients on sertraline or venlafaxine (OR, 1.18; 95% CI, 0.81 to 1.72).

Most trials were efficacy RCTs conducted in carefully selected populations under carefully controlled conditions. Only three trials met criteria for being an effectiveness trial, which is intended to have greater applicability to typical practice. Of these trials, two were conducted in French primary-care settings and one in primary-care clinics in the United States. Findings were generally consistent with efficacy trials and did not reflect any substantial differences in comparative effectiveness in adults.

Findings from indirect comparisons yielded some statistically significant differences in response rates. The magnitudes of these differences, however, were small and are likely not to be clinically significant. Overall, we graded the strength of the evidence supporting no substantial differences in efficacy and effectiveness among second-generation antidepressants for the treatment of MDD in adults as moderate.

Quality of Life

Quality of life or functional capacity was infrequently assessed, usually as a secondary outcome. Seventeen studies (3,960 patients), mostly of fair quality, indicated no statistical differences in efficacy with respect to health-related quality of life. The strength of evidence is moderate.

Speed of Response

Seven studies, all of fair quality and funded by the maker of mirtazapine, reported that mirtazapine had a significantly faster onset of action than citalopram, fluoxetine, paroxetine, and sertraline. The pooled NNT to yield one additional responder after 1 or 2 weeks of treatment is seven (95% CI, 5 to 12); after 4 weeks of treatment, however, most response rates were similar. The strength of evidence is moderate.

Treatment of Dysthymia (KQ 1a)

Efficacy and Effectiveness

We identified no head-to-head trial comparing different medications in a population with dysthymia. One good-quality and four fair-quality placebo-controlled trials provide mixed evidence on the general efficacy and effectiveness of fluoxetine, paroxetine, and sertraline for the treatment of dysthymia. A fair-quality effectiveness study provides mixed evidence on the effectiveness of paroxetine compared with placebo. A subgroup of patients older than 60 years old showed a significantly greater improvement than those on placebo; a subgroup of patients younger than 60 years old did not show any difference in effectiveness between paroxetine and placebo. The strength of evidence is insufficient.

Treatment of Subsyndromal Depression (KQ 1a)

Efficacy and Effectiveness

The only head-to-head evidence for treating patients with subsyndromal depression came from a nonrandomized, open-label trial comparing citalopram with sertraline. This study did not detect any differences in efficacy. Findings from two placebo-controlled trials (both fair quality) were insufficient to draw any conclusions about the comparative efficacy and effectiveness of second-generation antidepressants for the treatment of subsyndromal depression. The strength of evidence is low.

Response to Antidepressant Agents After Successful Response in the Past (KQ 1b)

We did not find any evidence to answer this KQ.

Difference in Efficacy Between Immediate- and Extended-Release Formulations (KQ 1c)

Four RCTs and one pooled analysis of two identical RCTs provide mixed results about differences in efficacy between immediate- and extended-release formulations of various drugs.

Two RCTs reported similar rates of maintenance of response and relapse for patients treated with fluoxetine daily or fluoxetine weekly during the continuation phase. Similarly, one RCT and a pooled analysis of two identical RCTs did not find any differences in response rates in patients treated with paroxetine IR (immediate release) or paroxetine CR (controlled release) for acute-phase MDD. The strength of evidence is moderate.

By contrast, one RCT reported higher response rates for patients on venlafaxine IR than venlafaxine XR (extended release).

We could not find any studies on other medications, such as bupropion or fluvoxamine, that are available as both immediate- and extended-release formulations.

Maintenance of Response or Remission (KQ 2a)

Efficacy and Effectiveness

Six head-to-head RCTs suggest that no substantial differences exist between escitalopram and desvenlafaxine, escitalopram and paroxetine, fluoxetine and sertraline, fluoxetine and venlafaxine, fluvoxamine and sertraline, or trazodone and venlafaxine for maintaining response or remission (i.e., preventing relapse or recurrence of MDD). One naturalistic study provides fair-quality evidence that rehospitalization rates do not differ between groups of patients continuing fluoxetine versus venlafaxine. The strength of the evidence is moderate. Thirty-one placebo-controlled trials support the general efficacy and effectiveness of most second-generation antidepressants for preventing relapse or recurrence. The overall strength of this evidence is moderate.

No evidence addressed how second-generation antidepressants compare when a patient responds to one agent and then is required to switch to a different agent (e.g., because of changes in insurance benefit).

Achieving Response in Unresponsive or Recurrent Disease (KQ 2b)

Efficacy and Effectiveness

Four head-to-head studies and two effectiveness studies provide conflicting evidence on differences among second-generation antidepressants in treatment-resistant depression. A good-quality effectiveness study suggests that no substantial differences exist among bupropion SR (sustained release), sertraline, and venlafaxine XR, but a fair-quality effectiveness study suggests that venlafaxine is modestly more effective than citalopram, fluoxetine, mirtazapine, paroxetine, and sertraline. Three of four efficacy studies (all fair quality) suggest that venlafaxine trended toward being more effective than citalopram, fluoxetine, and paroxetine, although only the comparison with paroxetine was statistically significant. Given the conflicting results, the overall strength of the evidence is low.

Although several comparative studies included patients who had relapsed or who were experiencing a recurrent depressive episode, no study specifically compared one second-generation antidepressant with another as a second-step treatment in such patients.

Treatment of Depression in Patients With Accompanying Symptom Clusters (KQ 3)

Anxiety

Evidence from seven head-to-head trials (all fair quality) suggests that antidepressant medications do not differ substantially in antidepressive efficacy for patients with MDD and anxiety symptoms. The trials found no substantial differences in efficacy among fluoxetine, paroxetine, and sertraline or between citalopram and sertraline, bupropion and sertraline, or venlafaxine and sertraline. One trial found statistically significant superiority of venlafaxine over fluoxetine. Two trials provided inconsistent evidence regarding the superiority of escitalopram over paroxetine. The strength of evidence is moderate.

Insomnia

One head-to-head study provided evidence regarding comparative efficacy of medications for treatment of depression in patients with accompanying insomnia. The study showed no statistically significant differences in depressive outcomes for fluoxetine compared with paroxetine and sertraline. One trial of fluoxetine supplemented with eszopiclone compared with fluoxetine alone showed no statistically significant difference between the groups for depression scores when the sleep items were excluded from the analysis. The strength of evidence is low.

Low Energy

One placebo-controlled RCT showed that bupropion XR is superior to placebo for treating depression in patients with low energy. The strength of evidence is insufficient.

Melancholia

Two head-to-head trials provide limited evidence on the comparative effects of medication for treating depression in patients with melancholia. In one, depression response rates for sertraline were superior to those for fluoxetine; in another, depression scores improved similarly for venlafaxine and fluoxetine. The strength of evidence is insufficient.

Pain

Two fair-quality trials that required baseline pain for inclusion produced conflicting evidence regarding the superiority of duloxetine compared with placebo for treating depression in patients with pain of at least mild intensity. The strength of evidence is insufficient.

Psychomotor Changes

One fair-quality head-to-head trial reported no statistically significant difference between fluoxetine and sertraline for treating depression in patients with psychomotor retardation. The same study found that sertraline was more efficacious than fluoxetine for treating depression in patients with psychomotor agitation. The strength of evidence is insufficient.

Somatization

We identified no relevant studies.

Treatment of Symptom Clusters in Patients With Accompanying Depression (KQ 3)

Anxiety

Twelve head-to-head trials and two placebo-controlled trials (all fair quality) provide evidence that antidepressant medications do not differ substantially in efficacy for treatment of anxiety associated with MDD. Trials found no substantial differences in efficacy for the following: fluoxetine, paroxetine, and sertraline; sertraline and bupropion; sertraline and venlafaxine; citalopram and mirtazapine; escitalopram and fluoxetine; and paroxetine and nefazodone. One trial found that venlafaxine was statistically significantly superior to fluoxetine and one trial found that escitalopram was superior to paroxetine. The strength of evidence is moderate.

Insomnia

Six head-to-head trials (all fair quality) and one placebo-controlled trial provide limited evidence about comparative effects of antidepressants on insomnia in patients with depression. Three trials indicated similar efficacy for improving sleep for the following comparisons: fluoxetine, paroxetine, and sertraline; escitalopram and fluoxetine; and fluoxetine and mirtazapine. One trial suggested that trazodone was superior to fluoxetine and one trial suggested that trazodone is superior to venlafaxine in improving sleep scores in depressed patients. One trial showed that supplementing fluoxetine therapy with eszopiclone leads to improved sleep. The strength of evidence is low.

Low Energy

One placebo-controlled RCT showed that bupropion XR is superior to placebo for treating low energy in depressed patients. The strength of evidence is insufficient.

Melancholia

We identified no relevant study.

Pain

One fair-quality systematic review showed that improvement in pain scores was similar for duloxetine and paroxetine. Six studies provided mixed evidence for the superiority of duloxetine or paroxetine compared with placebo for treatment of accompanying pain. The strength of evidence is moderate.

Psychomotor Changes

We identified no relevant study.

Somatization

One head-to-head trial of escitalopram and fluoxetine and one open-label effectiveness trial of fluoxetine, paroxetine, and setraline found no statistically significant difference for treating somatization in patients with depression. The strength of evidence is insufficient.

Differences in Harms (Adverse Events) (KQ 4a)

We analyzed adverse-events data from 92 head-to-head efficacy studies on 22,586 patients, along with data from 48 additional studies of both experimental and observational design. Only five RCTs were designed primarily to detect differences in adverse events. Methods of adverse-events assessment in efficacy trials differed greatly. Few studies used objective scales. Determining whether assessment methods were unbiased and adequate was often difficult.

General Tolerability

Constipation, diarrhea, dizziness, headache, insomnia, nausea, sexual adverse events, and somnolence were commonly and consistently reported adverse events. On average, 63 percent of patients in efficacy trials experienced at least one adverse event. Nausea and vomiting were found to be the most common reasons for discontinuation in efficacy studies. Overall, second-generation antidepressants have similar adverse-events profiles, and the strength of evidence is high.

However, some differences in the incidence of specific adverse events exist as follows:

- Venlafaxine was associated with an approximately 52 percent (95% CI, 25 to 84 percent) higher incidence of nausea and vomiting than SSRIs as a class. The strength of evidence is high.
- Mirtazapine led to higher weight gains than comparator drugs. Mean weight gains relative to pretreatment weights ranged from 0.8 kg to 3.0 kg after 6–8 weeks of treatment. The strength of evidence for higher risks of weight gain with mirtazapine than with other antidepressants is high.
- Sertraline led to higher rates of diarrhea than comparator drugs (bupropion, citalopram, fluoxetine, fluvoxamine, mirtazapine, nefazodone, paroxetine, venlafaxine) in most studies. The incidence was 8 percent (95% CI, 3 to 11 percent) higher than with comparator drugs. Whether this finding can be extrapolated to comparisons of sertraline with other second-generation antidepressants remains unclear. The strength of evidence that sertraline has a higher risk of diarrhea than other antidepressants is moderate.
- Trazodone was associated with an approximately 16 percent (3 percent less to 36 percent higher) higher incidence of somnolence than comparator drugs (bupropion, fluoxetine, mirtazapine, paroxetine, venlafaxine). Whether this finding can be extrapolated to comparisons of trazodone with other second-generation antidepressants remains unclear. The strength of evidence that trazodone leads to higher rates of somnolence than comparator drugs is moderate.

Discontinuation Rates

Overall discontinuation rates were similar between SSRIs as a class and other second-generation antidepressants. The strength of evidence is high.

Discontinuation rates because of adverse events were also similar between SSRIs as a class and bupropion, mirtazapine, nefazodone, and trazodone. The strength of evidence is high. Duloxetine had a 67 percent (95% CI, 17 to 139) higher and venlafaxine an approximately 40 percent (95% CI, 16 to 73) higher risk for discontinuation because of adverse events than SSRIs as a class. The strength of evidence is high.

Discontinuation rates because of lack of efficacy were similar between SSRIs as a class and bupropion, duloxetine, mirtazapine, nefazodone, and trazodone. Venlafaxine had a 34 percent (95% CI, 47 to 93) lower risk of discontinuation because of lack of efficacy than SSRIs as a class. The strength of evidence is high.

Severe Adverse Events

The strength of the evidence on the comparative risks of second-generation antidepressants on most serious adverse events is insufficient to draw firm conclusions. In general, trials and observational studies were too small and study durations too short to assess the comparative risks of rare but serious adverse events such as suicidality, seizures, cardiovascular adverse events, serotonin syndrome, hyponatremia, or hepatotoxicity. Long-term observational evidence is often lacking or prone to bias.

Sexual Dysfunction

Six trials and a pooled analysis of two identical RCTs provide evidence that bupropion causes lower rates of sexual dysfunction than escitalopram, fluoxetine, paroxetine, and sertraline.

The NNT to yield one additional person with a high overall satisfaction of sexual functioning is seven. This treatment effect was consistent across all studies. The strength of evidence that bupropion has lower rates of sexual dysfunction than comparator drugs is high.

Compared with other second-generation antidepressants (fluoxetine, fluvoxamine, nefazodone, and sertraline), paroxetine frequently led to higher rates of sexual dysfunction (16 percent vs. 6 percent). The strength of evidence is moderate.

Other Severe Adverse Events

The existing evidence on the comparative risk for rare but severe adverse events such as suicidality, seizures, cardiovascular events, hyponatremia, hepatotoxicity, and serotonin syndrome is insufficient to draw firm conclusions. The strength of evidence is insufficient. Clinicians should keep in mind the risk of such harms during any course of treatment with a second-generation antidepressant.

Adherence

Efficacy studies do not indicate any substantial differences in adherence among second-generation antidepressants. The strength of evidence is moderate.

To what extent findings from highly controlled efficacy trials can be extrapolated to “real-world” settings remains uncertain. The evidence is insufficient to reach any conclusions about differences in adherence in effectiveness studies.

Comparative Harms and Adherence of Immediate- Versus Extended-Release Formulations (KQ 4b)

Overall, adverse-event rates were similar between fluoxetine daily and fluoxetine weekly dosing regimens. Likewise, adverse-event rates were similar between paroxetine IR and paroxetine CR, as well as venlafaxine IR and venlafaxine XR, except for higher rates of nausea in patients treated with paroxetine IR than paroxetine CR.

We could not find any studies on bupropion and fluvoxamine immediate- and extended-release formulations.

The strength of evidence is moderate that no differences in adverse events exist between daily and weekly formulations of fluoxetine. The strength of evidence is low that paroxetine IR leads to higher rates of nausea than paroxetine CR.

Based on one double-blinded RCT, no differences in adherence between patients treated with paroxetine IR and paroxetine CR (93 percent vs. 96 percent) appear to exist. The strength of evidence is moderate.

A retrospective cohort study, based on U.S. prescription data, showed higher refill adherence for prescriptions of bupropion XL (extended release) than bupropion SR. The strength of evidence is low.

Based on an open-label RCT, adherence to fluoxetine weekly was higher than to fluoxetine daily. The strength of evidence is low.

Efficacy, Effectiveness, and Harms for Selected Populations (KQ 5)

Age

Eleven head-to-head trials in older adult patients with MDD indicate that efficacy does not differ substantially among second-generation antidepressants. The strength of the evidence is moderate. We found no head-to-head studies addressing differences in efficacy or harms in older patients with dysthymia or subsyndromal depression.

Head-to-head trials suggest some differences in adverse events among older adults. The strength of the evidence is low.

Sex

We found no head-to-head trials comparing the efficacy of antidepressants in men and women; the strength of evidence is insufficient. Evidence from one RCT comparing paroxetine with sertraline and one RCT comparing paroxetine with bupropion SR suggests differences in sexual side effects between men and women. The strength of evidence is low.

Race or Ethnicity

We found no head-to-head trials comparing the efficacy of second-generation antidepressants in different racial or ethnic groups. One fair-quality trial found no significant differences in efficacy or quality of life between sertraline and placebo in low-income Latino and black patients. The remaining evidence is limited to a handful of poor-quality studies assessing the general efficacy of duloxetine or fluoxetine. The strength of the evidence is insufficient.

Comorbidities

The evidence for various comorbidities (e.g., alcohol and substance abuse, Alzheimer's disease or other dementia, arthritis, cancer, coronary artery disease, diabetes, or stroke) is limited to subgroup analyses of head-to-head studies in MDD patients with co-occurring generalized anxiety disorder, a number of placebo-controlled trials across various comorbidities, and one systematic review of SSRIs for depression and comorbid myocardial infarction. These trials provide inadequate comparative evidence on the efficacy of second-generation antidepressants in subgroups with different coexisting conditions. The strength of the evidence is insufficient.

Discussion

Overall, the new evidence (78 new studies, 87 articles) we found during the update of our 2007 report did not lead to changes in our main conclusion from that review—namely, that no substantial differences in efficacy exist among second-generation antidepressants for the treatment of MDD. Some results are now supported by better evidence than in 2007, which is reflected in a higher grade for the strength of the evidence for some outcomes. In addition, the more advanced statistical analysis that we were able to do for indirect comparisons of second-generation antidepressants when no or only insufficient head-to-head evidence was available also confirmed that conclusion.

Therefore, our findings indicate that the existing evidence does not warrant the choice of one second-generation antidepressant over another based on either greater efficacy or greater effectiveness. Some of the comparisons rendered statistically significant results; the magnitudes of the differences, however, are small and likely not clinically significant. Furthermore, because

we had 78 pairwise comparisons, some are expected to be statistically significant by chance alone.

Although second-generation antidepressants are similar in efficacy, they cannot be considered identical drugs. Evidence of high and moderate strength supports some differences among individual drugs with respect to onset of action, adverse events, and some measures of health-related quality of life; these differences are of modest magnitude but statistically significant. Specifically, consistent evidence from multiple trials demonstrates that mirtazapine has a faster onset of action than citalopram, fluoxetine, paroxetine, and sertraline and that bupropion has fewer sexual side effects than escitalopram, fluoxetine, paroxetine, and sertraline.

Some of these differences are small and might be offset by adverse events. For example, a faster onset of mirtazapine must be weighed against possible decreased adherence because of long-term weight gain. Nonetheless, some of these differences may be clinically significant and influence the choice of a medication for specific patients.

The evidence is sparse (strength of evidence for comparative efficacy is insufficient for dysthymia and subsyndromal depression). No conclusions can be drawn about comparative efficacy or effectiveness.

A considerable limitation of our conclusions is that they have been derived primarily from efficacy trials. For example, for acute-phase MDD we found only 3 effectiveness studies out of 92 head-to-head RCTs. Two of these effectiveness studies were conducted in Europe, and the applicability to the U.S. health care system might be limited. Although findings from effectiveness studies are generally consistent with those from efficacy trials, the evidence is limited to a few comparisons. Whether, for acute-phase MDD, such findings can be further extrapolated to other second-generation antidepressants remains unclear.

Given that almost two in five patients do not respond to initial treatment and that several other systematic reviews have concluded that no one antidepressant performs better than any other, an important future pharmacologic research agenda item is to focus on making the initial treatment strategy more effective. Potential approaches include looking at ways to better predict the treatment response to optimize initial treatment selections (e.g., through genetic analysis) and to explore whether combinations of antidepressants at treatment initiation would improve response rates. Furthermore, studies need to explore patient preferences about dosing regimens and the level of acceptance that individual patients have for various adverse events.

In addition, more evidence is needed regarding the most appropriate duration of antidepressant treatment for maintaining response and remission. Such studies should also evaluate further whether different formulations (i.e., controlled release vs. immediate release) lead to differences in adherence and subsequently to differences in relapse or recurrence. Additionally, although most trials maintained the dose used in acute-phase treatment throughout continuation and maintenance treatment, little is known about the effect of drug dose on the risk of relapse or recurrence.

More research is also needed to evaluate whether the benefits or harms of second-generation antidepressants differ in populations with accompanying symptoms such as anxiety, insomnia, pain, or fatigue. This research should identify and use a common core of accurate measures to identify these subgroups. Likewise, future research has to clarify differences of second-generation antidepressants in subgroups based on age, sex, race or ethnicity, and common comorbidities.

Finally, no evidence addressed how second-generation antidepressants compare when a patient responds to one agent and then is required to switch to a different agent (e.g., because of

changes in insurance benefit). Because these circumstances may be relevant for many patients, future studies should consider this question.

Table A. Summary of findings with strength of evidence, Key Question 1a: Comparative efficacy and effectiveness of second-generation antidepressants

Disorder, and Outcome of Interest	Strength of Evidence ^a	Findings ^b
Major depressive disorder Comparative efficacy	Moderate	Results from direct and indirect comparisons based on 61 head-to-head trials and 31 placebo-controlled trials indicate that no substantial differences in efficacy exist among second-generation antidepressants.
Comparative effectiveness	Moderate	Direct evidence from three effectiveness trials (one good) and indirect evidence from efficacy trials indicate that no substantial differences in effectiveness exist among second-generation antidepressants.
Quality of life	Moderate	Consistent results from 18 trials indicate that the efficacy of second-generation antidepressants with respect to quality of life does not differ among drugs.
Onset of action	Moderate	Consistent results from seven trials suggest that mirtazapine has a significantly faster onset of action than citalopram, fluoxetine, paroxetine, and sertraline. Whether this difference can be extrapolated to other second-generation antidepressants is unclear. Most other trials do not indicate a faster onset of action of one second-generation antidepressant compared with another.
Dysthymia Comparative efficacy	Insufficient	No head-to-head evidence exists. Results from five placebo-controlled trials were insufficient to draw conclusions about comparative efficacy.
Comparative effectiveness	Insufficient	No head-to-head evidence exists. One effectiveness trial provides mixed evidence about paroxetine versus placebo; patients older than 60 showed greater improvement on paroxetine; those younger than 50 did not show any difference.
Quality of life	Insufficient	No evidence
Onset of action	Insufficient	No evidence
Subsyndromal depression Comparative efficacy	Low	One nonrandomized, open-label trial did not detect any difference between citalopram and sertraline. Results from two placebo-controlled trials were insufficient to draw conclusions.
Comparative effectiveness	Insufficient	No evidence
Quality of life	Insufficient	No evidence
Onset of action	Insufficient	No evidence

^aStrength of evidence grades (high, moderate, low, or insufficient) are based on methods guidance for the EPC program; outcomes for which we have no studies are designated no evidence.

^bGood, fair, or poor designations relate to quality grades given to each study; see Methods chapter. We provide the designations only for good (or poor) studies; the remaining studies are all of fair quality.

Table B. Summary of findings with strength of evidence, Key Question 1b: Greater efficacy and effectiveness with previously effective medications

Disorder, and Outcome of Interest	Strength of Evidence ^a	Findings ^b
Major depressive disorder	Insufficient	No evidence
Dysthymia	Insufficient	No evidence
Subsyndromal depression	Insufficient	No evidence

^aStrength of evidence grades (high, moderate, low, or insufficient) are based on methods guidance for the EPC program; outcomes for which we have no studies are designated no evidence.

^bGood, fair, or poor designations relate to quality grades given to each study; see Methods chapter. We provide the designations only for good (or poor) studies; the remaining studies are all of fair quality.

Table C. Summary of findings with strength of evidence, Key Question 1c: Differences in efficacy and effectiveness between immediate- and extended-release formulations

Disorder, and Outcome of Interest	Strength of Evidence ^a	Findings ^b
Major depressive disorder	Moderate	Results from two trials indicate that no differences in response to treatment exist between paroxetine IR and paroxetine CR. Two trials did not detect significant differences in maintenance of response and remission between fluoxetine daily and fluoxetine weekly.
	Low	One trial reported higher response rates for venlafaxine XR than venlafaxine IR.
Dysthymia	Insufficient	No evidence
Subsyndromal depression	Insufficient	No evidence

CR = controlled release; IR = immediate release; XR = extended release

^aStrength of evidence grades (high, moderate, low, or insufficient) are based on methods guidance for the EPC program; outcomes for which we have no studies are designated no evidence.

^bGood, fair, or poor designations relate to quality grades given to each study; see Methods chapter. We provide the designations only for good (or poor) studies; the remaining studies are all of fair quality.

Table D. Summary of findings with strength of evidence, Key Question 2a: Efficacy and effectiveness of second-generation antidepressants for maintaining response or remission (i.e., preventing relapse or recurrence)

Outcome of Interest	Strength of Evidence ^a	Findings ^b
Continuing initial medications Comparative efficacy	Moderate	Based on results from six efficacy trials and one naturalistic study, no significant differences exist between escitalopram and desvenlafaxine, escitalopram and paroxetine, fluoxetine and sertraline, fluoxetine and venlafaxine, fluvoxamine and sertraline, and trazodone and venlafaxine for preventing relapse or recurrence.
Comparative effectiveness	Insufficient	No evidence
Switching medications Comparative efficacy	Insufficient	No evidence
Comparative effectiveness	Insufficient	No evidence

^aStrength of evidence grades (high, moderate, low, or insufficient) are based on methods guidance for the EPC program; outcomes for which we have no studies are designated no evidence.

^bGood, fair, or poor designations relate to quality grades given to each study; see Methods chapter. We provide the designations only for good (or poor) studies; the remaining studies are all of fair quality.

Table E. Summary of findings with strength of evidence, Key Question 2b: Efficacy and effectiveness of second-generation antidepressants in managing treatment-resistant depression syndrome or treating recurrent depression

Outcome of Interest	Strength of Evidence ^a	Findings ^b
Comparative efficacy	Low	Results from four trials suggest no differences or only modest differences between SSRIs and venlafaxine. Numerical trends favored venlafaxine over comparator drugs in three of these trials, but differences were statistically significant in only one trial, which compared venlafaxine with paroxetine.
Comparative effectiveness	Low	Results from two effectiveness studies are conflicting. Based on one trial rated good, no significant differences in effectiveness exist among bupropion SR, sertraline, and venlafaxine XR. One effectiveness trial found venlafaxine to be modestly superior to citalopram, fluoxetine, mirtazapine, paroxetine, and sertraline.

SR = slow release; SSRI = selective serotonin reuptake inhibitor; XR = extended release

^aStrength of evidence grades (high, moderate, low, or insufficient) are based on methods guidance for the EPC program; outcomes for which we have no studies are designated no evidence.

^bGood, fair, or poor designations relate to quality grades given to each study; see Methods chapter. We provide the designations only for good (or poor) studies; the remaining studies are all of fair quality.

Table F. Summary of findings with strength of evidence, Key Question 3: Comparative efficacy and effectiveness of second-generation antidepressants for treatment of depression in patients with accompanying symptom clusters

Accompanying Symptom, and Outcome of Interest	Strength of Evidence ^a	Findings ^b
Anxiety Comparative efficacy for depression	Moderate	Results from five head-to-head trials suggest that efficacy does not differ substantially for treatment of depression in patients with accompanying anxiety.
Comparative effectiveness for depression	Insufficient	No evidence
Comparative efficacy for anxiety	Moderate	Results from eight head-to-head trials and three placebo-controlled trials suggest that no substantial differences in efficacy exist among second-generation antidepressants for treatment of accompanying anxiety symptoms.
Comparative effectiveness for anxiety	Insufficient	No evidence
Insomnia Comparative efficacy for depression	Insufficient	Results from one head-to-head study are insufficient to draw conclusions about the comparative efficacy for treating depression in patients with coexisting insomnia.
Comparative effectiveness for depression	Insufficient	No evidence
Comparative efficacy for insomnia	Low	Results from five head-to-head trials suggest that no substantial differences in efficacy exist among second-generation antidepressants for treatment of accompanying insomnia. Results are limited by study design; differences in outcomes are of unknown clinical significance.
Comparative effectiveness for insomnia	Insufficient	No evidence
Low energy Comparative efficacy for depression	Insufficient	Results from one placebo-controlled trial of bupropion XL are insufficient to draw conclusions about treating depression in patients with coexisting low energy. Results from head-to-head trials are not available.
Comparative effectiveness for depression	Insufficient	No evidence

Table F. Summary of findings with strength of evidence, Key Question 3: Comparative efficacy and effectiveness of second-generation antidepressants for treatment of depression in patients with accompanying symptom clusters (continued)

Accompanying Symptom, and Outcome of Interest	Strength of Evidence ^a	Findings ^b
Comparative efficacy for low energy	Insufficient	Results from one placebo-controlled trial of bupropion XL are insufficient to draw conclusions about treating low energy in depressed patients. Results from head-to-head trials are not available.
Comparative effectiveness for low energy	Insufficient	No evidence
Melancholia Comparative efficacy for depression	Insufficient	Results from two head-to-head trials are insufficient to draw conclusions about treating depression in patients with coexisting melancholia. Results are inconsistent across studies.
Comparative effectiveness for depression	Insufficient	No evidence
Comparative efficacy for melancholia	Insufficient	No evidence
Comparative effectiveness for melancholia	Insufficient	No evidence
Pain Comparative efficacy for depression	Insufficient	Results from two placebo-controlled trials are conflicting regarding the superiority of duloxetine over placebo. Results from head-to-head trials are not available.
Comparative effectiveness for depression	Insufficient	No evidence
Comparative efficacy for pain	Moderate	Evidence from one systematic review, two head-to-head trials (one poor), and five placebo-controlled trials indicate no difference in efficacy between paroxetine and duloxetine.
Comparative effectiveness for pain	Insufficient	No evidence
Psychomotor change Comparative efficacy for depression	Insufficient	Results from one head-to-head trial are insufficient to draw conclusions about the comparative efficacy for treating depression in patients with coexisting psychomotor change.
Comparative effectiveness for depression	Insufficient	No evidence
Comparative efficacy for psychomotor change	Insufficient	No evidence
Comparative effectiveness for psychomotor change	Insufficient	No evidence
Somatization Comparative efficacy for depression	Insufficient	No evidence
Comparative effectiveness for depression	Insufficient	No evidence
Comparative efficacy for somatization	Insufficient	Results from one head-to-head trial are insufficient to draw conclusions about the comparative efficacy for treating somatization in depressed patients. Results indicate similar improvement in somatization.
Comparative effectiveness for somatization	Insufficient	Evidence from one open-label head-to-head trial is insufficient to draw conclusions about the comparative efficacy for treating coexisting somatization in depressed patients. Results indicate no difference in effectiveness.

XL = extended release

^aStrength of evidence grades (high, moderate, low, or insufficient) are based on methods guidance for the EPC program; outcomes for which we have no studies are designated no evidence.

^bGood, fair, or poor designations relate to quality grades given to each study; see Methods chapter. We provide the designations only for good (or poor) studies; the remaining studies are all of fair quality.

Table G. Summary of findings with strength of evidence, Key Question 4a: Comparative risk of harms (safety, adverse events), adherence, and persistence

Outcome of Interest	Strength of Evidence ^a	Findings ^b
General tolerability Adverse-events profiles	High	Adverse-events profiles, based on 92 efficacy trials and 48 studies of experimental or observational design, are similar among second-generation antidepressants. The incidence of specific adverse events differs across antidepressants
Comparative risk of nausea and vomiting	High	Meta-analysis of 15 studies indicates that venlafaxine has a higher rate of nausea and vomiting than SSRIs as a class.
Comparative risk of weight change	High	Results from seven trials indicate that mirtazapine leads to higher weight gains than citalopram, fluoxetine, paroxetine, and sertraline.
Comparative risk of gastrointestinal adverse events	Moderate	Results from 15 studies indicate that sertraline has a higher incidence of diarrhea than bupropion, citalopram, fluoxetine, fluvoxamine, mirtazapine, nefazodone, paroxetine, and venlafaxine. Results from one systematic review confirm some of these findings.
Comparative risk of somnolence	Moderate	Results from six trials indicate that trazodone has a higher rate of somnolence than bupropion, fluoxetine, mirtazapine, paroxetine, and venlafaxine.
Comparative risk of discontinuation syndrome	Moderate	A good systematic review indicates that paroxetine and venlafaxine have the highest rates of discontinuation syndrome; fluoxetine has the lowest.
Comparative risk of discontinuation of treatment	High	Meta-analyses of numerous efficacy trials indicate that overall discontinuation rates are similar. Duloxetine and venlafaxine have a higher rate of discontinuations because of adverse events than SSRIs as a class. Venlafaxine has a lower rate of discontinuations because of lack of efficacy than SSRIs as a class.
Severe adverse events Comparative risk of suicidality (suicidal thoughts and behavior)	Insufficient	Results from 11 observational studies (two good quality), five meta-analyses or systematic reviews (four good), and one systematic review yield conflicting information about the comparative risk of suicidality.
Comparative risk of sexual dysfunction	High	Results from six trials indicate that bupropion causes significantly less sexual dysfunction than escitalopram, fluoxetine, paroxetine, and sertraline.
	Moderate	Among SSRIs, paroxetine has the highest rates of sexual dysfunction.
Comparative risk of seizures	Insufficient	Results from three studies (one good observational design) yield conflicting information about the comparative risk of seizures.
Cardiovascular events	Insufficient	Results from one good observational study and one pooled analysis yield noncomparative or conflicting information about the comparative risk of cardiovascular events.
Comparative risk of hyponatremia	Insufficient	No trials or observational studies assessing hyponatremia met criteria for inclusion in this review. One cohort study not meeting inclusion criteria suggested that hyponatremia was more common in elderly patients treated with various antidepressants than in placebo-treated patients.
Comparative risk of hepatotoxicity	Insufficient	Evidence from existing studies is insufficient to draw conclusions about the comparative risk of hepatotoxicity. Weak evidence indicates that nefazodone might have an increased risk of hepatotoxicity.
Comparative risk of serotonin syndrome	Insufficient	No trials or observational studies assessing serotonin syndrome were included in this review. Numerous case reports of this syndrome exist but were not included in this review.
Adherence Comparative adherence in efficacy studies	Moderate	Efficacy studies indicate no differences in adherence.

Table G. Summary of findings with strength of evidence, Key Question 4a: Comparative risk of harms (safety, adverse events), adherence, and persistence (continued)

Outcome of Interest	Strength of Evidence ^a	Findings ^b
Comparative adherence in effectiveness studies	Insufficient	Evidence from existing studies is insufficient to draw conclusions about adherence in real-world settings.
Comparative persistence	Insufficient	No evidence

SSRI = selective serotonin reuptake inhibitor

^aStrength of evidence grades (high, moderate, low, or insufficient) are based on methods guidance for the EPC program; outcomes for which we have no studies are designated no evidence.

^bGood, fair, or poor designations relate to quality grades given to each study; see Methods chapter. We provide the designations only for good (or poor) studies; the remaining studies are all of fair quality.

Table H. Summary of findings with strength of evidence, Key Question 4b: Differences in harms, adherence, and persistence between immediate- and extended-release formulations

Disorder, and Outcome of Interest	Strength of Evidence ^a	Findings ^b
Major depressive disorder Comparative risk of harms	Moderate	Findings from one trial each indicate that no differences in harms exist between fluoxetine daily and fluoxetine weekly or between venlafaxine IR and venlafaxine XR.
	Low	One trial provides evidence that paroxetine IR leads to higher rates of nausea than paroxetine CR.
Comparative adherence	Low	One trial provides evidence that fluoxetine weekly has better adherence rates than fluoxetine daily.
Comparative persistence	Low	Evidence from one observational study indicates that prescription refills are more common with the extended-release than the immediate-release formulation of bupropion.
Dysthymia	Insufficient	No evidence
Subsyndromal depression	Insufficient	No evidence

CR = controlled release; IR = immediate release; XR = extended release

^aStrength of evidence grades (high, moderate, low, or insufficient) are based on methods guidance for the EPC program; outcomes for which we have no studies are designated no evidence.

^bGood, fair, or poor designations relate to quality grades given to each study; see Methods chapter. We provide the designations only for good (or poor) studies; the remaining studies are all of fair quality.

Table I. Summary of findings with strength of evidence, Key Question 5: Subgroups

Subpopulation of Interest, and Outcome of Interest	Strength of Evidence ^a	Findings ^b
Age Comparative efficacy	Moderate	Evidence from 11 trials indicates that efficacy does not differ substantially among second-generation antidepressants for treating MDD in patients age 60 years or older.
	Insufficient	No head-to-head evidence found for dysthymia or subsyndromal depression. Results from one good placebo-controlled trial showed no difference between fluoxetine and placebo.
Comparative effectiveness	Insufficient	No evidence in older patients with MDD.
	Insufficient	One effectiveness study showed greater improvement with paroxetine versus placebo in dysthymia patients older than 60 years; insufficient evidence to draw conclusions on comparative effectiveness.
Comparative harms	Low	Results from six studies indicate that adverse events may differ somewhat across second-generation antidepressants in older adults.
	Insufficient	No head-to-head studies were found for dysthymia or subsyndromal depression.
Sex Comparative efficacy	Insufficient	No evidence
Comparative effectiveness	Insufficient	No evidence
Comparative harms	Low	Two trials suggest differences between men and women in sexual side effects.
Race or ethnicity Comparative efficacy	Insufficient	No evidence
Comparative effectiveness	Insufficient	No evidence
Comparative harms	Insufficient	No evidence
Comorbidities Comparative efficacy	Low	Results from a subgroup analysis of one trial indicate significantly greater response with venlafaxine XR than fluoxetine in patients with MDD and comorbid generalized anxiety disorder.
	Insufficient	Placebo-controlled trials assessed efficacy in patients with the following comorbidities: alcohol/substance abuse, Alzheimer's disease/dementia, arthritis, diabetes, HIV/AIDS, multiple sclerosis, stroke, and vascular disease. No head-to-head evidence exists on comparative efficacy.
Comparative effectiveness	Insufficient	No evidence
Comparative harms	Insufficient	No evidence

MDD = major depressive disorder; XR = extended release

^aStrength of evidence grades (high, moderate, low, or insufficient) are based on methods guidance for the EPC program; outcomes for which we have no studies are designated no evidence.

^bGood or fair designations relate to quality grades given to each study; see Methods chapter. We provide the designations only for good (or poor) studies; the remaining studies are all of fair quality.

Glossary

CI	Confidence interval
CR	Controlled release
KQ	Key Question
IR	Immediate release
MDD	Major depressive disorder
NNT	Number needed to treat
RCT	Randomized controlled trial
SRC	Scientific Resource Center
SR	Sustained release
SSNRI	Selective serotonin norepinephrine reuptake inhibitor
SSRI	Selective serotonin reuptake inhibitor
OR	Odds ratio
XR	Extended release

Introduction

Background

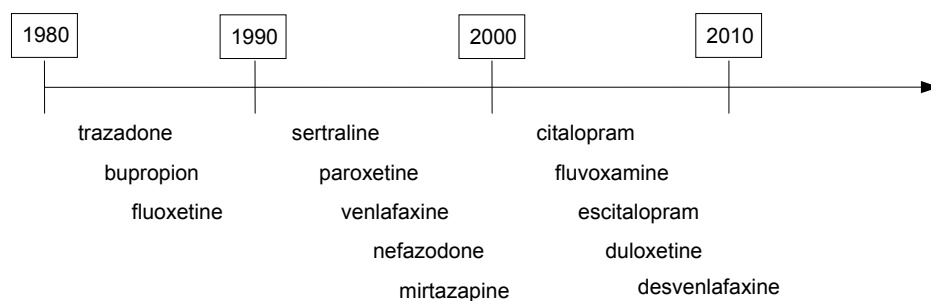
Axis I psychiatric disorders such as depressive disorder can be serious disabling illnesses.¹ Combined, they affect approximately one in five Americans.² Major depressive disorder (MDD) is the most prevalent, affecting more than 16 percent (lifetime) of U.S. adults.³ The U.S. economic burden of depressive disorders is estimated to be more than \$83 billion annually.⁴ More than 30 percent of these costs were attributable to direct medical expenses. Projected depression-related U.S. workforce productivity losses are estimated to be \$24 billion annually.⁵

Pharmacotherapy is the primary treatment for the medical management of depression. As of 2005, an estimated 27 million Americans were treated with antidepressants.⁶ Antidepressants include first-generation drugs such as tricyclic antidepressants (TCAs) and monoamine oxidase inhibitors (MAOIs); they also include newer drugs referred to here as second-generation antidepressants. Compared with the first-generation antidepressants, the second-generation antidepressants have similar efficacy.^{7, 8} However, first-generation drugs often are accompanied by multiple side effects that many patients find intolerable. For example, TCAs tend to cause anticholinergic effects including dry mouth and eyes, urinary hesitancy, and sometimes retention and constipation. In addition, TCAs have a high rate of lethality when overdose occurs. MAOIs can produce a potentially lethal hypertensive crisis if taken along with particular medications or with certain foods or dietary supplements containing excessive amounts of tyramine. Thus, first-generation antidepressants are no longer agents of choice in many circumstances.

Second-generation antidepressants now account for the majority of antidepressant prescribing. These drugs include selective serotonin reuptake inhibitors (SSRIs), serotonin and norepinephrine reuptake inhibitors (SNRIs), and other drugs with related mechanisms of action that selectively target neurotransmitters. In 2009, these drugs accounted for \$9.9 billion in sales in the United States, ranking as the fourth top-selling therapeutic class of prescription drugs.⁹

Many second-generation drugs are now available generically, although newer agents such as desvenlafaxine (2008), duloxetine (2004), and escitalopram (2002) have remaining patent protection. Figure 1 illustrates the timing of approvals for second-generation antidepressant drug by the U.S. Food and Drug Administration (FDA) for the United States over the past three decades.

Figure 1. Second-generation antidepressant approvals



Except for fluvoxamine (which is approved only for the treatment of obsessive-compulsive disorder), all second-generation antidepressants are approved for the treatment of MDD. Table 1 summarizes the second-generation antidepressants that are available in the United States by mechanism of action; it shows names, all dosage forms, therapeutic class, and FDA-approved (labeled) uses.

Table 1. Second-generation antidepressants approved for use in the United States

Generic Name	U.S. Trade Name ^a	Dosage Forms	Therapeutic Classification	Labeled Uses ^b
Bupropion ^c	Wellbutrin®; Wellbutrin SR®; Wellbutrin XL®	75, 100 mg tabs; 100, 150, 200 mg SR tabs 150, 300 mg XL tabs	Other	MDD; Seasonal affective disorder
Citalopram ^c	Celexa®	10, 20, 40 mg tabs; 2 mg/ml solution	SSRI	MDD
Desvenlafaxine	Pristiq®	50, 100 mg tabs	SNRI	MDD
Duloxetine	Cymbalta®	20, 30, 60 mg caps	SSNRI	MDD; GAD; Neuropathic pain; Fibromyalgia
Escitalopram	Lexapro®	5, 10, 20 mg tabs 1 mg/ml solution	SSRI	MDD; GAD
Fluoxetine ^c	Prozac®; Prozac Weekly®	10, 20, 40 mg caps; 4mg/ml solution 90 mg caps	SSRI	MDD; OCD; PMDD; Panic disorder; Bulimia nervosa
Fluvoxamine ^c	Luvox®	25, 50, 100 mg tabs	SSRI	OCD
Mirtazapine ^c	Remer on® Remer on Sol tab®	15, 30, 45 mg tabs; 15, 30, 45 mg orally disintegrating tabs	SNRI ^d	MDD
Nefazodone ^c	Serzone® ^e	50, 100, 150, 200, 250 mg tabs	Other	MDD
Paroxetine ^c	Paxil®; Paxil CR® ^f	10, 20, 30, 40 mg tabs; 2 mg/ml solution; 12.5, 25, 37.5 mg CR tabs	SSRI	MDD; OCD; Panic disorder; Social anxiety disorder; GAD; PTSD; PMDD ^f
Sertraline ^c	Zoloft®	25, 50, 100 mg tabs; 20 mg/ml solution	SSRI	MDD; OCD; Panic disorder; PTSD; PMDD; Social anxiety disorder
Trazodone ^c	Desyrel®	50, 100, 150, 300 mg tabs	Other	MDD
Venlafaxine ^c	Effexor®; Effexor XR®	25, 37.5, 50, 75, 100 mg tabs; 37.5, 75, 150 mg XR caps	SNRI	MDD; GAD; ^g Panic disorder; ^g Social anxiety disorder ^g

tabs = tablets; caps = capsules

^aCR, SR, XL, and XR are registered trademarks referring to controlled, sustained, or extended-release dosage forms, respectively.

^bGAD, generalized anxiety disorder; MDD, major depressive disorder; OCD, obsessive-compulsive disorder; PMDD, premenstrual dysphoric disorder; PTSD, post-traumatic stress disorder.

^cGeneric available for some dosage forms.

^dMirtazapine's mechanism of action is not clearly an SNRI, but it was grouped in this class owing to similarities.

^eOnly generic nefazodone is available in the United States.

^fOnly Paxil CR (not Paxil) is approved for the treatment of PMDD.

^gOnly Effexor XR (not Effexor) is approved for the treatment of GAD and social anxiety disorder.

The mechanism of action of most second-generation antidepressants is poorly understood. In general, these drugs work through their effect on prominent neurotransmitters in the central nervous system. Although the drugs can be grouped as SSRIs, SNRIs, SSNRIs (selective serotonin norepinephrine reuptake inhibitors), and “other” antidepressants because of their primary mechanism of action, drugs within these groups are not homogenous, and the specific activity may differ among them.

The six SSRIs (citalopram, escitalopram, fluoxetine, fluvoxamine, paroxetine, and sertraline) act by selectively inhibiting the reuptake of serotonin 5-HT at the presynaptic neuronal membrane. Reuptake inhibition has the effect of increasing the levels of serotonin made available to improve the transmission of neural signals at the synapse. The three SNRIs (desvenlafaxine, mirtazapine, and venlafaxine) are potent inhibitors of serotonin and norepinephrine reuptake and weak inhibitors of dopamine reuptake. Mirtazapine differs from desvenlafaxine and venlafaxine in that it is believed to enhance central noradrenergic and serotonergic activity as a 5-HT₂ and 5-HT₃ receptor antagonist. However, we classify them together because of overlap in the affected neurotransmitters. Duloxetine selectively inhibits serotonin and norepinephrine; we refer to it as an SSNRI although it also could be grouped with the SNRIs.

The three remaining drugs, classified as other, are believed to work in related ways through their effects on serotonin, norepinephrine, and dopamine. Bupropion is a relatively weak inhibitor of the neuronal uptake of norepinephrine, serotonin, and dopamine; its primary mechanism of action is believed to be dopaminergic and noradrenergic. Nefazodone is believed to inhibit neuronal uptake of serotonin and norepinephrine. Trazodone appears to produce its primary effect by selectively inhibiting serotonin reuptake, but it also causes adrenoceptor subsensitivity and induces significant changes in 5-hydroxytryptamine (5-HT) presynaptic receptor adrenoceptors. At low doses, it appears to act as a serotonin antagonist and at higher doses as an agonist.^{10, 11}

Purpose of This Report

The purpose of this review is to help policymakers, clinicians, and patients make informed choices about the use of second-generation antidepressants. Given the prominent role of drug therapy in psychiatric disease and the prevalent use of these drugs, our goal is to summarize comparative data on the efficacy, effectiveness, and harms of 13 newer antidepressants: bupropion, citalopram, desvenlafaxine, duloxetine, escitalopram, fluoxetine, fluvoxamine, mirtazapine, nefazodone, paroxetine, sertraline, trazodone, and venlafaxine. We evaluate evidence for these agents in treating patients with depressive syndrome, including MDD, dysthymic disorder, and subsyndromal depressive disorders, as defined by the Diagnostic and Statistical Manual of Mental Disorders (DSM-IV).¹ We focus this review on these disorders in adults 18 years of age and older, including the elderly.

This report updates our previous report (January 2007)¹² by including new evidence published since the latest date of publications in the original review. We have included one new medication (desvenlafaxine). In addition to reviewing new comparative evidence, we extend our prior analyses by comparing different formulations of the same chemical entity (Table 2). We also examine whether switching medications after a successful response to an initial medication increases the risk of relapse or recurrence. This question is especially relevant to patients who face changes in their insurance benefit when their insurers no longer cover the medication they are currently taking.

Table 2. Usual dosing range and frequency of administration for adults

Generic Name	U.S. Trade Name ^a	Usual Daily Dosing Range	Frequency
Bupropion	Wellbutrin®	200-450 mg	Three times daily
	Wellbutrin SR®	150-400 mg	Twice daily
	Wellbutrin XL®	150-450 mg	Once daily
Citalopram	Celexa®	20-40 mg	Once daily
Desvenlafaxine	Pristiq®	50 mg	Once daily
Duloxetine	Cymbalta®	40-60 mg ^b	Once or twice daily
Escitalopram	Lexapro®	10-20 mg	Once daily
Fluoxetine	Prozac®	10-80 mg	Once or twice daily
	Prozac Weekly®	90 mg (weekly)	Once weekly
Fluvoxamine	Luvox®	50-300 mg	Once or twice daily
Mirtazapine	Remeron®	15-45 mg	Once daily
	Remeron Sol tab®	15-45 mg	Once daily
Nefazodone	Serzone®	200-600 mg	Twice daily
Paroxetine	Paxil®	20-60 mg	Once daily
	Paxil CR®	12.5-75 mg	Once daily
Sertraline	Zoloft®	50-200 mg	Once daily
Trazodone	Desyrel®	150-400 mg	Three times daily
Venlafaxine	Effexor®	75-375 mg	Two to three times daily
	Effexor XR®	75-225 mg	Once daily

^a CR, SR, XL, and XR are registered trademarks referring to controlled-, sustained-, or extended-release dosage forms, respectively.

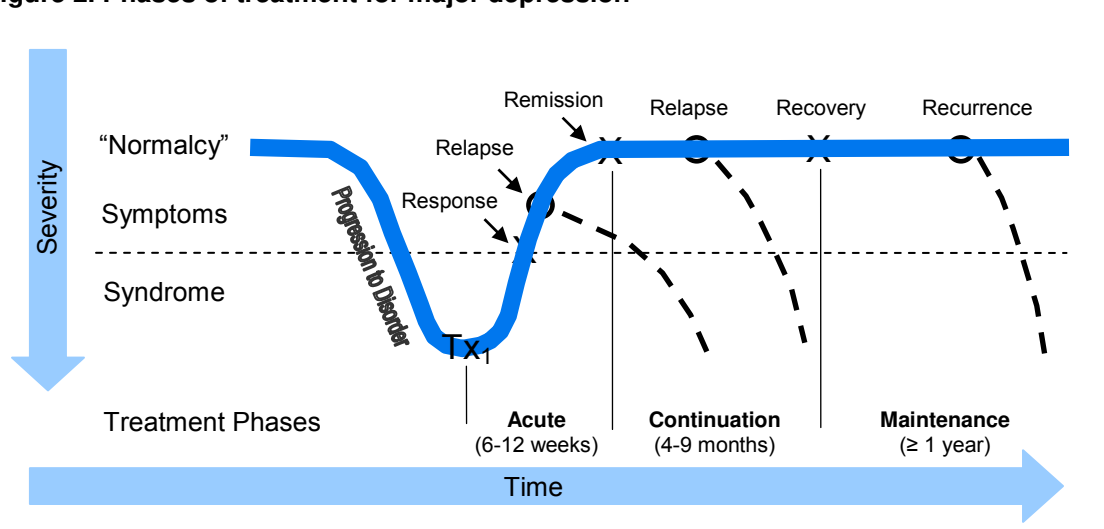
^b Doses of duloxetine up to 120 mg were studied in clinical trials, although doses above 60 mg are not believed to have additional efficacy.

We address several areas that are relevant for clinicians and policymakers that previous reports have not covered. First, we consider whether differences exist when comparing efficacy, effectiveness, or adverse events for immediate-release products with those factors for extended-release products. The distinction in immediate-release versus extended-release has implications for the number of times per day (or per week) patients need to take the medication. This factor influences dosing and medication adherence, which could be related to differences in effectiveness or tolerability. This question is particularly relevant to bupropion, fluoxetine, fluvoxamine, mirtazapine, paroxetine, and venlafaxine because these products come in multiple formulations.

Second, we consider treatment in the continuation and maintenance phases of depression, not simply the acute phase of treatment (see Figure 2). Among patients who have already responded to acute-phase treatment or who have maintained a response through continuation-phase treatment, we consider how treatments compare for preventing relapse or recurrence. We consider this question for patients who continue on the drug they initially responded to, as well as for patients who switch to a different antidepressant during the continuation or maintenance phase. The latter question may apply to patients who experience a change in insurance benefit and have to switch treatment because a drug is no longer covered by insurance or the cost is now

prohibitive. These considerations are especially important to the initial treatment selection and the ongoing management of depression for several reasons.

Figure 2. Phases of treatment for major depression



Source: Re-created based on Kupfer, 1991.¹³ Tx₁=treatment attempt 1; dashed lines indicate hypothetical worsening of depressive severity.

First, clinical decisions will differ depending on where patients are in the trajectory of their treatment. The American College of Physicians (ACP) recommends that when clinicians are initially treating patients with acute major depressive disorders, they should first select an antidepressant on the basis of adverse-event profiles, cost, and patient preferences.¹⁴ Once an initial medication is selected, the ACP guidelines recommend that clinicians assess the patients' status, therapeutic response, and adverse effects on a regular basis, beginning 1 to 2 weeks after initiation of therapy. If patients do not have an adequate response to pharmacotherapy within 6 to 8 weeks, then clinicians should modify the treatment. If an adequate response is achieved, then patients should remain on the same antidepressant during a continuation phase that lasts at least 4 to 9 months. Finally, clinicians should consider a maintenance phase lasting an additional 1 or more years for patients who have had two or more previous episodes of depression.¹⁴⁻¹⁶

We consider all three phases of depression management (Figure 2):

- Acute phase, first phase of depression management, usually 6 to 12 weeks;
- Continuation phase, second phase of depression management, during which the treatment goal is ongoing absence of depressive symptoms for an additional 4 to 9 months such that the patient's episode can be considered completely resolved (i.e., relapse prevention); and
- Maintenance phase, third phase of depression management, frequently a multiyear period during which the treatment goal is preventing the recurrence of a new, distinct episode (i.e., recurrence prevention).

Following this categorization allows us to make the clinically relevant distinction between relapse and recurrence. We define relapse as the return of depressive symptoms during the acute or continuation phases, so it is considered part of the same depressive episode. We define recurrence as the return of depressive symptoms during the maintenance phase, so it is considered a new, distinct episode.

This distinction is critical to determining long-term treatment plans. If an individual has a single episode of MDD that has resolved, treatment recommendations may or may not include

continued medication treatment. If, however, an individual has a diagnosis of recurrent MDD, the recommendation for continued treatment may be years.^{15, 16} In addition, this categorization can frame decisions about depression management into best treatments for immediate resolution of depressive symptoms (acute phase) and those best for ongoing management once symptoms have resolved (continuation and maintenance phases). Of note, the latter two phases involve a treatment period that is much longer than that for the first phase.

Finally, we review the data addressing whether the presence of accompanying symptoms, such as anxiety and insomnia, might affect outcomes. For example, MDD is frequently associated with concurrent anxiety. If certain antidepressants can treat such a depression more successfully than other agents, or if they can mitigate the specific concurrent anxiety symptoms, these agents might be preferred choices. Such data could guide clinicians on how better to target antidepressant selection and steer policymakers toward the best available agents.

Scope and Key Questions

This review compares the efficacy, effectiveness, and harms of second-generation antidepressant medications. To that end, we address the following Key Questions:

- 1a. For adults with major depressive disorder (MDD), dysthymia, or subsyndromal depressive disorders, do commonly used medications for depression differ in efficacy or effectiveness in treating depressive symptoms?
- 1b. If a patient has responded to one agent in the past, is that agent better than current alternatives at treating depressive symptoms?
- 1c. Are there any differences in efficacy or effectiveness between immediate-release and extended-release formulations of second-generation antidepressants?
- 2a. For adults with a depressive syndrome that has responded to antidepressant treatment, do second-generation antidepressants differ in their efficacy or effectiveness for preventing relapse (i.e., continuation phase) or recurrence (i.e., maintenance phase) when a patient
 - Continues the drug to which they initially responded, or
 - Switches to a different antidepressant?
- 2b. For adults with a depressive syndrome that has not responded to acute antidepressant treatment or has relapsed (continuation phase) or recurred (maintenance phase), do alternative second-generation antidepressants differ in their efficacy or effectiveness?
3. In depressed patients with accompanying symptoms such as anxiety, insomnia, and neurovegetative symptoms, do medications or combinations of medications (including a tricyclic in combination with a second-generation antidepressant) differ in their efficacy or effectiveness for treating the depressive episode or for treating an accompanying symptoms?
- 4a. For adults with a depressive syndrome, do commonly used antidepressants differ in safety, adverse events, or adherence? Adverse effects of interest include but are not limited to nausea, diarrhea, headache, tremor, daytime sedation, decreased libido, failure to achieve orgasm, nervousness, insomnia, and more serious events including suicide.
- 4b. Are there any differences in safety, adverse events, or adherence between immediate-release and extended-release formulations of second-generation antidepressants?
5. How do the efficacy, effectiveness, or harms of treatment with antidepressants for a depressive syndrome differ for the following subpopulations?

- Elderly or very elderly patients
- Other demographic groups (defined by age, ethnic or racial groups, and sex)
- Patients with medical comorbidities (e.g., ischemic heart disease, cancer)
- Patients with psychiatric and behavioral comorbidities (e.g., substance abuse disorders)
- Patients taking other medications

Throughout this report, we highlight effectiveness studies conducted in primary-care or office-based settings that use less-stringent eligibility criteria, assess health outcomes, and have longer follow-up periods than most efficacy studies.¹⁷ We deemed studies that met at least six of seven predefined criteria as effectiveness studies (Table 3).¹⁸ Their results are more applicable to the average patient than are results from highly selected populations in efficacy studies.

Table 3. Criteria for effectiveness studies

Criteria	Relevance to Treatment of Depressive Disorders
Study population	Primary care population
Less-stringent eligibility criteria	Determine case by case
Health outcomes	Response, remission, quality of life, functional capacity, hospitalization
Clinically relevant treatment modalities	≥8 weeks study duration; flexible dose design; physician diagnosis
Assessment of adverse events	Always
Adequate sample size to assess a minimally important difference from a patient perspective	n>150
Intention-to-treat analysis	Reflects treatment effects in a real world setting

For each Key Question, we evaluated specific outcome measures (where appropriate), as reported in Table 4. For efficacy and effectiveness, we focused on head-to-head trials comparing one second-generation antidepressant with another. This kind of information constitutes “direct” evidence. When sufficient head-to-head evidence was unavailable, we evaluated placebo-controlled evidence. Comparisons made using this kind of information constitute “indirect” evidence. Finally, we included observational studies to assess relapse or recurrence prevention, second-line treatment, and safety and tolerability.

Table 4. Outcome measures and study eligibility criteria

Key Question Outcomes of Interest and Specific Measures	Study Eligibility Criteria
Key Questions 1, 3, and 5: Efficacy and effectiveness Response Remission Speed of response/remission Relapse Quality of life Functional capacity Hospitalization	Study design Head-to-head, double-blind RCTs High-quality meta-analyses When sufficient evidence is not available for direct head-to-head comparisons: double-blind, placebo-controlled RCTs Minimum study duration For all studies: 6 weeks Sample size For quantitative analysis: no minimum For qualitative analysis: n ≥40

Table 4. Outcome measures and study eligibility criteria (continued)

Key Question Outcomes of Interest and Specific Measures	Study Eligibility Criteria
<p>Key Question 2a: Maintenance of remission</p>	<p>Study design Head-to-head, double-blind RCTs High-quality meta-analyses When sufficient evidence is not available for direct head-to-head comparisons: double-blind, placebo-controlled RCTs or high-quality controlled observational studies</p> <p>Minimum study duration For all studies: 3 months</p> <p>Sample size For RCTs: no minimum For observational studies: $n \geq 100$</p>
<p>Key Question 2b: Response and remission for recurrent depression</p>	<p>Study design Head-to-head, double-blind RCTs High-quality meta-analyses When sufficient evidence is not available for direct head-to-head comparisons: double-blind, placebo-controlled RCTs or high-quality controlled observational studies</p> <p>Minimum study duration For RCTs: 6 weeks For observational studies: 3 months</p> <p>Study population Adult inpatients and outpatients with recurrent depression</p> <p>Sample size For RCTs: For quantitative analysis: no minimum For qualitative analysis: $n \geq 40$ For observational studies: $n \geq 100$</p>
<p>Key Question 4: Safety and tolerability: Overall adverse events Withdrawals because of adverse events Serious adverse events Specific adverse events or withdrawals because of specific adverse events, including: hyponatremia seizures suicide hepatotoxicity weight gain gastrointestinal symptoms sexual side effects others</p>	<p>Study design Head-to-head, double-blind, RCTs High-quality meta-analyses Observational studies (cohort studies, case-control studies, large database reviews) Pooled data analyses</p> <p>Minimum study duration For RCTs: 6 weeks For observational studies: 3 months</p> <p>Study population Adult inpatients and outpatients with major depressive disorder, dysthymia, or subsyndromal depression</p> <p>Sample size For RCTs: For quantitative analysis: no minimum For qualitative analysis: $n \geq 40$ For observational studies: $n \geq 1000$</p>

n = number; RCT = randomized controlled trial

To evaluate comparative evidence, we compared a large range of doses within and across studies. Because a reference standard does not exist for making dose comparisons across drugs, we use a comparative dose classification system to identify gross inequities in drug-dose comparisons.¹⁹ This classification provides a rough mechanism to determine whether doses are relatively similar when making head-to-head comparisons. The dose classification is rooted primarily in the dosing range suggested in the FDA-approved labeling; we also made some adjustments to this range to reflect clinical practice patterns that might not have been considered

in the FDA-reviewed studies. The usual dosing range is divided by the upper and lower quartile to create three levels (Table 5).

Table 5. Comparative dose classification of second-generation antidepressants

Generic	U.S. Trade Name ^a	Usual Range ^b	Three-Level Dose Classification		
			Low	Medium	High
Bupropion	Wellbutrin®	200–450 mg	<262.5	262.5-387.5	>387.5
	Wellbutrin SR®	150–400 mg	<212.5	212.5-337.5	>337.5
	Wellbutrin XL®	150–450 mg	<225	225-375	>375
Citalopram	Celexa®	20–40 mg	<25	25-35	>35
Desvenlafaxine	Pristiq®	50mg	<50	50	>50
Duloxetine	Cymbalta®	40–60 mg	<45	45-55	>55
Escitalopram	Lexapro®	10–20 mg	<12.5	13-17.5	>17.5
Fluoxetine	Prozac®	10–80 mg	<27.5	28-62.5	>62.5
	Prozac Weekly®	90 mg (weekly)	<90	90	>90
Fluvoxamine	Luvox®	50–300 mg	<112.5	113-237.5	>237.5
Mirtazapine	Remeron®	15–45 mg	<22.5	22.5-37.5	>37.5
	Remeron Sol tab®	15–45 mg	<22.5	22.5-37.5	>37.5
Nefazodone ^d	Serzone® ^c	200–600 mg	<300	300-500	>500
Paroxetine	Paxil®	20–60 mg	<30	30-50	>50
	Paxil CR®	12.5–75 mg	<28.125	28.125-59.375	>59.375
Sertraline	Zoloft®	50–200 mg	<87.5	87.5-162.5	>162.5
Trazodone ^d	Desyrel®	150–400 mg	<212.5	212.5-337.5	>337.5
Venlafaxine	Effexor®	75–375 mg	<150	150-300	>300
	Effexor XR®	75–225 mg	<112.5	112.5-187.5	>187.5

^aCR, SR, XL, and XR are registered trademarks referring to controlled-, sustained-, or extended-release dosage forms.

^bDose classification is rooted primarily in the dosing range suggested in the FDA-approved labeling; we also made some adjustments to this range to reflect clinical practice patterns that might not have been considered in the FDA-reviewed studies.

^cGeneric product no longer marketed in the United States.

Organization of the Report

The remainder of this comparative effectiveness review describes our methods to review and synthesize this literature, presents our results by Key Question, and discusses the implications of those results for clinical applications and future research. Appendix A describes our search strategy; Appendix B lists excluded studies; Appendix C presents evidence tables; Appendix D provides characteristics of studies with poor internal validity; Appendix E contains studies included in our mixed-treatment comparison; Appendix F contains a bibliography of articles by database searched; Appendix G exhibits evidence profiles for grading the strength of evidence for main outcomes for each Key Question. Appendix H presents our review and abstraction forms, including the quality assessment criteria.

Methods

This chapter documents all the methods used to conduct and produce this updated comparative effectiveness review (CER) on second-generation antidepressants for the Agency for Healthcare Research and Quality (AHRQ) through its Effective Health Care Program (www.effectivehealthcare.ahrq.gov). Because it is an update, we begin with an overview of the main changes to or differences in methods since we produced the initial report in 2007.¹²

Summary of Methodological Changes Since the 2007 Report

We have made only a few changes to the methods used for the CER published in 2007. They involve drugs, approaches to the literature searches, articles included or excluded, techniques for quantitative synthesis, and grading strength of evidence for the overall body of evidence. Specific changes are noted here; longer documentation will be found in later parts of this methods chapter.

We added one drug—desvenlafaxine—to the literature searches and analyses (we used the same search strategy in electronic databases as for the original report). For manual literature searches, we changed the process to semi-automatic searches using the ScopusTM abstraction and citation database (www.scopus.com/home.url). The method is described below in the section on Literature Searches. We did not make any changes to the eligibility criteria (Table 4 in the Introduction). We used the same approach as in the 2007 report to select literature, assess the quality of individual studies (i.e., appraise their risk for bias), and extract relevant data.

Despite using identical methods to select relevant evidence, however, we removed some studies in the 2007 report from the current update. These studies had not met eligibility criteria in the 2007 report to begin with, but because they represented the only available evidence to answer a particular question at the time we had retained them. In the 2007 report we also had briefly summarized findings of such studies to provide a synopsis of the best available evidence (best-evidence approach). When, for this update, we have identified newer evidence that meets our eligibility criteria, we excluded the other “ineligible” studies from the current update.

For indirect comparisons we changed our statistical methods. Specifically, we now use a Bayesian mixed-treatment comparisons approach rather than meta-regressions and network meta-analyses. A detailed description of this approach appears in the section below on Data Synthesis.

We changed our method for rating the strength of evidence. In 2007 we used the GRADE (Grading of Recommendations, Assessment, Development and Evaluation) approach. For this update, we follow the principles outlined for use by the AHRQ Evidence-based Practice Centers in AHRQ’s Methods Guide for Effectiveness and Comparative Effectiveness Reviews²⁰ (www.effectivehealthcare.ahrq.gov/index.cfm/search-for-guides-reviews-and-reports/?pageaction=displayproduct&productid=318). Details are summarized below in Grading Strength of a Body of Evidence.

Topic Development

The topic of the first comparative effectiveness review report and preliminary Key Questions arose through an internal process within the AHRQ Evidence-based Practice Center Program in early 2005. Investigators from the RTI International–University of North Carolina Evidence-based Practice Center (RTI–UNC EPC) then refined the questions in consultation with AHRQ and a Technical Expert Panel (TEP). We addressed the refined questions in the 2007 published

report. For this report we added three new Key Questions (1c, 2a, 4b) to address input from the current TEP for the update review.

Literature Search

To identify articles relevant to each Key Question, we searched PubMed, Embase, the Cochrane Library, PsycInfo, and International Pharmaceutical Abstracts. We used either Medical Subject Headings (MeSH or MH) as search terms when available or keywords when appropriate. We combined terms for selected indications (major depressive disorder, dysthymia, minor depression, subsyndromal depressive disorder), drug interactions, and adverse events with a list of 13 specific second-generation antidepressants (bupropion, citalopram, desvenlafaxine, duloxetine, escitalopram, fluoxetine, fluvoxamine, mirtazapine, nefazodone, paroxetine, sertraline, trazodone, and venlafaxine). We limited the electronic searches to “human” and “English language.” We searched sources from 1980 to January 2011 to capture literature relevant to the scope of our topic. We used the National Library of Medicine (NLM) publication type tags to identify reviews, randomized controlled trials (RCTs), and meta-analyses. The search strategy is outlined in Appendix A.

We also used semi-automatic manual searches of reference lists of pertinent review articles and letters to the editor employing Scopus.²¹ We imported all citations into an electronic database (EndNote X.04).

The Scientific Resource Center (SRC) contacted pharmaceutical manufacturers and invited them to submit dossiers, including citations. We received dossiers from five pharmaceutical companies (AstraZeneca, Eli Lilly, GlaxoSmithKline, Warner Chilcott Pharmaceuticals, and Wyeth). The SRC also searched the following sources for grey literature: the U.S. Food and Drug Administration (FDA) Web site, Health Canada, Authorized Medicines for the European Union, ClinicalTrial.gov, Current Controlled Trials, Clinical Study Results, WHO (World Health Organization) Clinical Trials, Conference Papers Index, NIH RePORTER, HSRProj (a service of the NLM), Hayes, Inc. Health Technology Assessment, and the New York Academy of Medicine’s Grey Literature Index. One person reviewed the grey literature found through these searches to detect potentially relevant unpublished data and studies and ongoing trials.

Study Selection

We developed eligibility criteria with respect to study design or duration, patient population, interventions, outcomes, and comparisons to antidepressant medications within our scope of interest, as described in Table 4 (in the Introduction). Two people independently reviewed abstracts. If both reviewers agreed that the trial did not meet eligibility criteria, we excluded it. We obtained the full text of all remaining articles and used the same eligibility criteria to determine which, if any, to exclude at this stage.

For this review, results from well-conducted, valid head-to-head trials provide the strongest evidence to compare drugs with respect to efficacy, effectiveness, and harms. We defined head-to-head trials as those comparing one second-generation antidepressant with another. RCTs of at least 6 weeks’ duration and in adult study population were eligible for inclusion. For quantitative analyses we included all eligible studies without sample size limitations. In addition to head-to-head studies we included placebo-controlled trials for mixed treatment comparisons or if no head-to-head trials were available for a particular Key Question. If we concluded that we could not conduct any quantitative analyses, then we included studies only if they had sample sizes of 40 or larger.

For harms (i.e., evidence pertaining to safety, tolerability, and adverse events), we examined data from both experimental and observational studies. (Throughout this report we use “harms” as a summary term for adverse events and unwanted effects, as suggested by the CONSORT [Consolidated Standards of Reporting Trials] statement).²² We included observational studies that had large sample sizes (1,000 patients or more), lasted at least 3 months, and reported an outcome of interest.

Initially, we reviewed studies with health outcomes as primary outcomes. Such outcomes, for example, were quality of life, relapse, functional capacity, and hospitalization. We reviewed response and remission when based on changes in depression scores as proxies for health outcomes (e.g., for response, a 50 percent improvement of depression scores). For harms, we looked for both overall and specific outcomes ranging in severity (e.g., suicide, sexual side effects, hyponatremia, weight change, seizures, gastrointestinal symptoms, discontinuation syndrome) and for withdrawals attributed by the investigators to adverse events.

We included meta-analyses in this CER if we found them to be relevant for a Key Question and of good or fair methodological quality.²³ We did not review individual studies if they had already been included in a high-quality meta-analysis. We excluded meta-analyses that were not based on a comprehensive systematic literature search or did not maintain the units of the studies in their statistical analyses. We checked our database to guarantee that our literature search had detected trials included in any meta-analyses that we discarded, and we then obtained any missing articles.

Data Extraction

We designed and used a structured data abstraction form to ensure consistency of appraisal for each study. Trained reviewers initially abstracted data from each study and assigned an initial quality rating. A senior reviewer then read each abstracted article, evaluated the completeness and accuracy of the data abstraction, and confirmed the quality rating. We resolved discrepancies by consensus or by the involvement of a third, senior reviewer.

We abstracted the following data from included trials: study design, eligibility criteria, intervention (drugs, dose, duration), additional medications allowed, methods of outcome assessment, population characteristics (such as age, sex, race or ethnicity, or comorbid anxiety), sample size, loss to followup, withdrawals because of adverse events, results, and adverse events reported. We recorded intention-to-treat results (ITT; i.e., all patients are analyzed as randomized with missing values imputed) if available. For studies eligible for quantitative analyses, we contacted authors if reported data were incomplete or missing. All data abstraction employed SRS 4.0, Möbius Analytics.

Quality Assessment

To assess the quality (internal validity) of studies, we used predefined criteria based on those developed by the U.S. Preventive Services Task Force (ratings: good, fair, poor)²⁴ and the National Health Service Centre for Reviews and Dissemination.²⁵ Elements of quality assessment included, among others, randomization and allocation concealment, similarity of compared groups at baseline, use of ITT analysis, and overall and differential loss to followup. To assess the quality of observational studies, we used criteria outlined by Deeks et al.²⁶ Items assessed included selection of cases or cohorts and controls, adjustment for confounders, methods of outcomes assessment, length of followup, and statistical analysis.

In general terms, a “good” study has the least risk of bias and results are considered to be valid. A “fair” study is susceptible to some bias, but probably not sufficient to invalidate its results. The fair quality category is likely to be broad, so studies with this rating will vary in their strengths and weaknesses. A “poor” rating indicates significant risk of bias (stemming from, e.g., serious errors in design, analysis reporting large amounts of missing information, or discrepancies in reporting) that may invalidate the study’s results. We generally excluded studies with a poor rating from our analyses. If no other evidence on an outcome of interest was available, however, we may comment on findings from poor studies.

Ratings of the internal validity of studies are not comparable across study designs. That is, a good observational study does not necessarily equal a good RCT. We take limitations of certain study designs into consideration when we grade the strength of the evidence.

Two independent reviewers assigned quality ratings. They resolved any disagreements by discussion and consensus or by consulting a third, independent party. Time constraints precluded our contacting study authors for clarification of methodological questions.

In addition to internal validity, we assessed the comparability of dosages. To evaluate comparative evidence, we considered a large range of doses within and across studies. Because a reference standard does not exist for making dose comparisons across drugs, we had previously created and then used in this CER a comparative dose classification system to identify gross inequities in drug-dose comparisons.¹⁹

This classification provides a rough mechanism to determine whether doses are relatively similar when making head-to-head comparisons. The dose classification is rooted primarily in the dosing range suggested in FDA-approved labeling for these medications. We also made some adjustments to this range to reflect clinical practice patterns that might not have been considered in the FDA-reviewed studies. As shown in Table 5, the usual dosing range (middle column) is divided by the upper and lower quartile to create three levels (right-hand columns).

Applicability Assessment

Throughout this report, we highlight effectiveness studies conducted in primary care or office-based settings that use less stringent eligibility criteria, assess health outcomes, and have longer followup periods than most efficacy studies. The results of effectiveness studies are more applicable to the spectrum of patients who will use a drug, have a test, or undergo a procedure than results from highly selected populations in efficacy studies. We used criteria proposed by Gartlehner et al. to distinguish effectiveness from efficacy trials.¹⁸ These criteria assess seven categories: primary care population, eligibility criteria, outcome measures, study duration and intervention modalities, adverse events assessment, sample size, and ITT analysis.

Grading Strength of a Body of Evidence

We evaluated the strength of evidence based on methods guidance for the EPC program.²⁰ Strength of evidence is graded only for major comparisons and major outcomes for the topic at hand. The strength of evidence for each outcome or comparison that we graded incorporates scores on four domains: risk of bias, consistency, directness, and precision; it can also reflect ratings for other domains that can be factored in when relevant (e.g., dose-response relationships).

As described in Owens et al., evaluating risk of bias includes assessment of study design and aggregate quality of studies.²⁰ We judged good quality studies to yield evidence with low risk of bias. We graded evidence as consistent when effect sizes across studies were in the same

direction. When the evidence linked the interventions directly to health outcomes, we graded the evidence as being direct. We graded evidence as being precise when results had a low degree of uncertainty. A precise estimate is one that would allow a clinically useful conclusion; an imprecise estimate is one for which the confidence interval is wide enough to include clinically distinct conclusions.²⁰

As shown in Table 6, we used four grades to designate strength of evidence: high, moderate, low, and insufficient. Grades reflect the strength of the body of evidence to answer Key Questions on the comparative efficacy, effectiveness, and harms of second-generation antidepressants. They do not refer to the general efficacy or effectiveness.

Table 6. Definitions of the grades of the overall strength of evidence

High	High confidence that the evidence reflects the true effect. Further research is very unlikely to change our confidence in the estimate of effect.
Moderate	Moderate confidence that the evidence reflects the true effect. Further research may change our confidence in the estimate of effect and may change the estimate.
Low	Low confidence that the evidence reflects the true effect. Further research is likely to change the confidence in the estimate of effect and is likely to change the estimate.
Insufficient	Evidence either is unavailable or does not permit a conclusion.

This approach does not incorporate other factors that might be relevant to assess reliably the comparative efficacy, effectiveness, and harms; such considerations can include funding sources and comparable dosing. For this CER, we reported these additional factors and highlighted any problems that could potentially bias our assessments (e.g., all studies funded by the same manufacturer).

We dually evaluated the overall strength of evidence for each major outcome based on a qualitative assessment of strength of evidence for each domain. We reconciled all disagreements in grades through consensus discussion.

Data Synthesis

Overall Approaches and Meta-analyses for Direct Comparisons

Throughout this CER we synthesized the literature qualitatively. These are the results presented first (by Key Question) in Results.

When data were sufficient, we augmented findings with quantitative analyses. We conducted meta-analyses of data for head-to-head comparisons for trials that were fairly homogenous in study populations and outcome assessments. For efficacy, we used two outcome measures:

1. The odds ratio (OR) of being a responder (more than 50 percent improvement from baseline) on the Hamilton Rating Scale for Depression (HAM-D) or the Montgomery-Asberg Depression Rating Scale (MADRS) at study endpoint.
2. The weighted mean difference of changes on a specific depression rating scale (HAM-D or MADRS). We chose this outcome measure to have an estimate of the actual difference in effect sizes between treatments.

For each meta-analysis, we conducted a test of heterogeneity (I^2 index) and applied both a random and a fixed effects model. We report the results from random effects models because, in all our meta-analyses, the results from random and fixed effects models were very similar. If the OR was statistically significant, we then conducted a meta-analysis of the risk differences to

calculate the number needed to treat (NNT). All meta-analyses were conducted using StatsDirect Ltd. version 2.4.5.

We assessed publication bias using funnel plots and Kendall's tests. However, given the small number of component studies in our meta-analyses, these tests have low sensitivity to detect publication bias.

Indirect Comparisons With Mixed Treatment Comparisons Techniques

If fewer than three head-to-head trials were available for any drug comparison, we computed indirect comparisons employing mixed treatment comparisons (MTC) using Bayesian methods.^{27,28} Evidence suggests that indirect comparisons agree with head-to-head trials if component studies are similar and treatment effects are expected to be consistent in patients in different trials.²⁹ Nevertheless, results have to be interpreted cautiously.

To conduct MTC analyses, we included all placebo- and active-controlled double-blinded RCTs of good or fair quality that were fairly homogenous in study populations and outcome assessments. For this analysis, we excluded studies conducted exclusively in subjects who were older than 65 years of age or who had depressive disorders other than MDD or treatment-resistant depression.

Our outcome measure of choice was the rate of response on the HAM-D (defined as a 50 percent improvement of scores from baseline). We recalculated response rates for each study using the number of all randomized patients as the denominator to reflect a true ITT analysis. With this approach we attempted to correct variations in results of modified ITT analyses encountered in individual studies.

We used a random effects logistic regression model that adjusted for correlations between arms within each study, developed by the Multi-Parameter Evidence Synthesis (MPES) Research Group.²⁸

The analysis was performed using WinBUGS Version 1.4, a Bayesian software package that uses Markov chain Monte Carlo (MCMC) techniques.³⁰ For our analysis, study effect and treatment effect parameters were modeled by flat prior distributions that were Normal (0, 10000). For the heterogeneity of the random-effects model, a vague uniform prior distribution with large range was used. The first 20,000 simulations were discarded to allow for model convergence and then a further 80,000 simulations were used in estimating the posterior probabilities. Satisfactory convergence was verified by trace plots and calculation of the Monte Carlo error for each parameter.

We calculated odds ratios and 95 percent credible intervals for all possible comparisons among our drugs of interest.

Peer Review

Individuals who were experts in psychiatry and individuals representing various stakeholder and user communities were invited to provide an external peer review of this CER. The Task Order Officer and the SRC oversaw the peer review process. Peer reviewers were charged with commenting on the content, structure, and format of the evidence report, providing additional relevant citations, and pointing out issues related to how we had conceptualized and defined the topic and Key Questions. Our peer reviewers (listed in the front matter of the report) gave us permission to acknowledge their review of the draft. In addition to AHRQ staff, an Associate

Editor reviewed the report, and the Eisenberg Center placed the draft report on the AHRQ Web site (<http://effectivehealthcare.ahrq.gov>) for 4 weeks to elicit public comment.

We compiled comments from all these sources and addressed each one individually, revising the text as appropriate. We documented all of this in a peer review disposition report delivered to AHRQ. For purposes of transparency of the entire EPC process, AHRQ makes this report available to the public at about 3 months after the Agency posts the final CER on the AHRQ Web site.

Results

This chapter is organized as follows: first by Key Question (KQ), second by subquestion or subpopulation, and third by intervention comparison. In addition, according to the specifications from the Agency for Healthcare Research and Quality (AHRQ) for comparative effectiveness reviews (CER), within each KQ section we present an overview, then key points, and finally detailed analyses. Finally, as explained in Methods, we graded the strength of evidence for all major comparisons and outcomes in the key points. Table 7 summarizes the main issues that we address here.

Table 7. Key Questions about the comparative efficacy and safety of second-generation antidepressants

Key Questions
KQ 1. Efficacy or effectiveness in treating depressive disorders and symptoms
KQ 2. Efficacy or effectiveness for maintaining remission or for treating patients with unresponsive or recurrent disease
KQ 3. Efficacy or effectiveness for treating depression with accompanying symptoms
KQ 4. Comparative harms and adherence for second-generation antidepressants
KQ 5. Efficacy, effectiveness, and harms for selected populations

KQ = Key Question.

We focus on randomized controlled trials (RCTs) for all questions; for KQ 2 on maintaining remission and treating unresponsive or recurrent disease, and KQ 4 on harms, we also include observational studies. Evidence tables for all included studies, by Key Question, are presented in Appendix C.

Reasons for exclusion were based on eligibility criteria or methodological criteria. We excluded 77 studies that originally met eligibility criteria but were later rated as poor quality for internal validity (Appendix D). The two main reasons for rating RCTs as poor were high loss to followup (more than 40 percent overall) and lack of intention-to-treat (ITT) analysis. Among meta-analyses, lack of a systematic literature search was the main reason for exclusion; this problem leads to a selected spectrum of trials and subsequently to biased results.

Studies reviewed for this report employed a notable array of diagnostic scales and health status or quality-of-life instruments. Most were pertinent to depressive and other disorders considered in this report, but some are considered more generic instruments that assess, for example, health-related quality of life. Table 8 lists abbreviations of diagnostic scales and health status or quality-of-life instruments encountered in this literature.

Table 8. Abbreviations and full names of diagnostic scales and other instruments

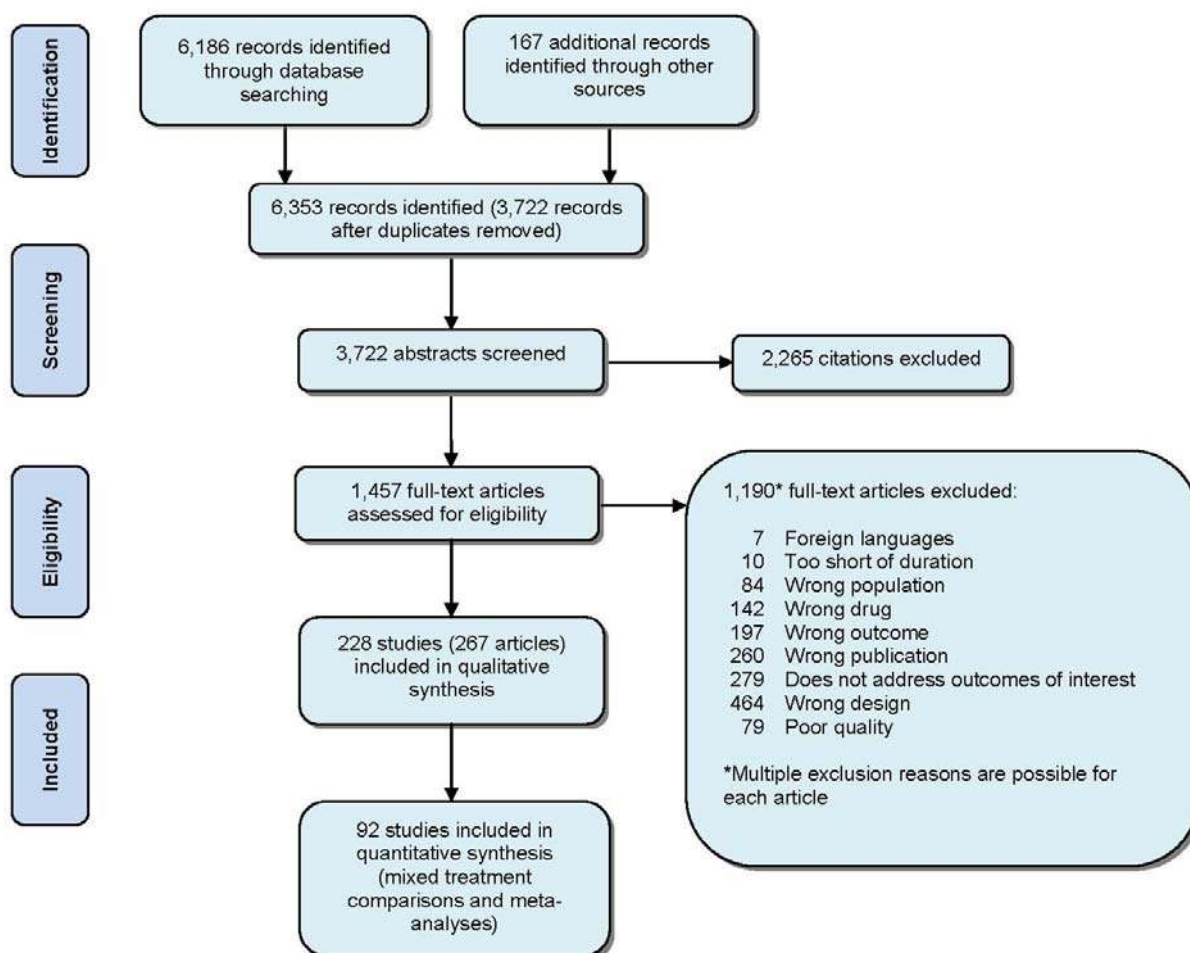
Abbreviation	Full Name of Instrument
BDI	Beck Depression Inventory
Beck's SSI	Beck's Scale for Suicide Ideation
BIMT	Blessed Information and Memory Test
BPI	Brief Pain Inventory
BQOL	Battelle Quality of Life Measure
BQOLS	Battelle Quality of Life Scale
CAS	Clinical Anxiety Scale
CES-D	Center for Epidemiological Studies-Depression Scale
CGI	Clinical Global Impressions
CGI-I	Clinical Global Impressions Improvement Scale
CGI-S	Clinical Global Impressions Severity Scale
DESS	Discontinuation Emergent Signs and Symptoms Checklist
FSQ	Functional Status Questionnaire
HAD-A	Hospital Anxiety and Depression Rating Scale
HAM-A	Hamilton Rating Scale for Anxiety
HAM-D	Hamilton Rating Scale for Depression
HSCL-D20	Hopkins Symptom Checklist - Depression
IDAS	Irritability, Depression, and Anxiety Scale
IDS-C	Inventory for Depressive Symptomatology - Clinician Rated
IDS-SR	Inventory for Depressive Symptomatology - Self Rated
MADRS	Montgomery-Asberg Depression Rating Scale
MMSE	Mini Mental State Examination
PGI-I	Patient Global Impression of Improvement
PRSexDQ	Psychotropic-Related Sexual Dysfunction Questionnaire
QLDS	Quality of Life in Depression Scale
Q-LES-Q, QLSQ	Quality of Life Enjoyment and Satisfaction Questionnaire
HSCL 56	Hopkins Symptom Checklist- 56 item version
SF-36	Medical Outcomes Study Health Survey – Short Form 36
SIP	Sickness Impact Profile
SLT	Shopping List Task
VAS	Visual Analogue Scale
UKU-SES	Utvalg for Kliniske Undersogelse Side Effect Scale

Because this report is an update of the original CER on second-generation antidepressants,¹² we identify all new studies in the summary tables of included studies in each detailed analysis section.

Overview of all Key Questions

We identified 3,722 citations from searches and reviews of reference lists. Figure 3 documents the disposition of the 267 included articles in this review, working from 1,457 articles retrieved for full text review and 1,190 excluded at this stage.

Figure 3. Results of literature search (PRISMA diagram)



We included 264 articles reporting on 248 studies of good or fair quality: 104 head-to-head randomized controlled trials (RCTs), 84 placebo-controlled RCTs, 46 meta-analyses or systematic reviews, observational studies, and studies of other design. We incorporated data from 14 additional placebo-controlled studies for indirect comparisons only. We attempted to contact 26 authors. We sent emails soliciting HAM-D response rates to 21 authors (current contact information for 5 authors could not be found). Fourteen authors responded to our query, but most could not provide data as it is no longer available. In the end, only two authors were able to provide us with HAM-D response rates from their studies. We were able to use the HAM-D data provided by Boulenger, 2006³¹ in our mixed-treatment comparison; Blumenthal, 2007³² HAM-D data is used in our sensitivity analysis.

Key Question 1a: Efficacy or Effectiveness in Treating Depressive Disorders and Symptoms

Major Depressive Disorder: Overview

In all, 91 RCTs (reported in 93 articles) compared the efficacy or effectiveness of one second-generation antidepressant with that for another for treating patients with MDD. Details can be found in the evidence tables in Appendix C.

Tables 9 through 14 provide selected information on all these studies. Studies are grouped according to the main drug classes compared—SSRIs versus SSRIs (Table 9); SSRIs versus SSNRIs and SNRIs (Table 10); and SSRIs versus other second-generation antidepressants (Table 11); SNRIs versus SSNRIs and SNRIs (Table 12); SNRIs versus other second-generation antidepressants (Table 13); and other second-generation antidepressants versus other second-generation antidepressants (Table 14). They are then listed alphabetically by the specific drugs compared.

Most subjects were younger than 60 years; 11 trials were conducted in populations of 55 years or older. We discuss these 11 studies in more detail in KQ 5 on subgroups. In the text below, studies are of fair quality unless otherwise specified.

In general, studies enrolled patients according to a criteria-based diagnosis of MDD relating to the Diagnostic and Statistical Manual of Mental Disorders (DSM, either revised third edition or fourth edition [DSM-III-R, DSM-IV]) and a predefined cutoff point of a widely used depression scale (i.e., Hamilton Rating Scale for Depression [HAM-D]=18 or Montgomery-Asberg Depression Rating Scale [MADRS]=19). Most patients had moderate to severe depression as measured by a variety of scales. Most studies excluded patients who had additional Axis I disorders, high suicidal risk, or progressive medical diseases or who used psychotherapy, electroconvulsive therapy, or psychotropic medications.

Of 78 possible comparisons of included second-generation antidepressants, we found direct head-to-head evidence for only 40 comparisons. Table 9 and Table 10 depict possible comparisons and the numbers of available head-to-head trials for each comparison. For those with fewer than three head-to-head trials, we conducted indirect comparisons. Appendix E presents studies included in our mixed-treatment comparisons.

Study investigators rarely assessed quality of life and functional capacity; if they did, they typically considered these as only secondary outcomes. Most studies employed both physician-rated scales; these included, for instance, HAM-D, MADRS, Clinical Global Impressions Scale (CGI) and patient-rated scales (e.g., Hospital Anxiety and Depression Rating Scale [HAD-A], Battelle Quality of Life Scale [BQOLS]).

In the majority of studies, the primary endpoints were either changes from baseline or rates of response or remission on investigator-rated diagnostic depression scales such as the HAM-D or MADRS. Changes on such diagnostic depression scales are generally viewed as intermediate outcomes rather than health outcomes, and they are not always reliably related to changes in health outcomes. Response or remission, even when deducted from such a scale (e.g., response is defined as a 50 percent improvement of scores on HAM-D or MADRS), can be seen as proxies to health outcomes. Therefore, we focused on differences in response or remission rates rather than differences in changes of scores.

Table 9. SSRIs versus SSRI study characteristics, response and remission rates, and quality ratings of studies in adults with major depressive disorder

Study	N	Duration	Comparison and Dose (mg/day)	Response ^a (percent) and Significance Level	Remission ^a (percent) and Significance Level	Quality Rating
SSRIs vs. SSRI Burke et al., 2002 ³³	369	8 weeks	Citalopram 40 Escitalopram 20	46 vs. 51 ^b P=NR (ns)	NR	Fair
		8 weeks	Citalopram 40 Escitalopram 10	46 vs. 50 ^b P=NR (ns)	NR	
Colonna et al., 2005 ³⁴	357	8 weeks	Citalopram 20 Escitalopram 10	55 vs. 63 ^b P<0.05	45 vs. 55 ^b P=NR	Fair
		24 weeks	Citalopram 20 Escitalopram 10	78 vs. 80 ^b P=NR (ns)	71 vs. 76 ^b P=NR	
Lepola et al., 2003 ³⁵	315	8 weeks	Citalopram 20-40 Escitalopram 10-20	53 vs. 64 ^b P=0.021	43 vs. 52 ^b P=0.036	Fair
Moore et al., 2005 ³⁶	294	8 weeks	Citalopram 40 Escitalopram 20	61 vs. 76 ^b P=0.008	43 vs. 54 ^b P=0.04	Fair
Unpublished Study SCT MD-02 ³⁷	248	8 weeks	Citalopram 10-20 Escitalopram 20-40	51 vs. 46 ^b P=NR	NR	Fair
Yevtushenko et al., 2007 ³⁸ *	330	6 weeks	Citalopram 10 Citalopram 20 Escitalopram 20	44 vs. 83 vs.95 ^b P<0.001	26 vs. 61 vs.90 ^b P<0.001	Fair
Patris et al., 1996 ³⁹	357	8 weeks	Citalopram 20 Fluoxetine 20	78 vs. 76 ^b P=NR (ns)	75 vs. 68 ^b P=0.26	Fair
Haffmans et al., 1996 ⁴⁰	217	6 weeks	Citalopram 20-40 Fluvoxamine 100-200	30 vs. 28 P=NR	14 vs. 8 P=NR (ns)	Fair
Ekselius et al., 1997 ⁴¹	400	24 weeks	Citalopram 20-60 Sertraline 50-150	81 vs. 76 ^c P=NR (ns)	NR	Good
Kasper et al., 2005 ⁴²	518	8 weeks	Escitalopram 10 Fluoxetine 20	46 vs. 37 ^b P=NR (ns)	40 vs. 30 ^b P=NR (ns)	Fair
Mao et al., 2008 ⁴³ *	240	8 weeks	Escitalopram 10 Fluoxetine 20	80 vs. 79 P>0.05	46 vs. 55 P=NR	Fair
Baldwin et al., 2006 ⁴⁴ *	325	8 weeks	Escitalopram 10-20 Paroxetine 20-40	68 vs. 71 ^b P=NR	56 vs. 62 ^b	Fair
Boulenger et al., 2006 ³¹ *	459	24 weeks	Escitalopram 20 Paroxetine 40	82 vs. 77 ^b P=NR (ns)	75 vs. 67 ^b P<0.05	Fair
Ventura et al., 2007 ⁴⁵ *	215	8 weeks	Escitalopram 10 Sertraline 50-200	72 vs. 69 P=NR (ns)	49 vs. 53 P=NR (ns)	Fair
Dalery and Honig, 2003 ⁴⁶	184	6 weeks	Fluoxetine 20 Fluvoxamine 100	NR P=NR (ns)	NR	Fair
Rapaport et al., 1996 ⁴⁷	100	7 weeks	Fluoxetine 20-80 Fluvoxamine 100-150	NR	NR	Fair
Cassano et al., 2002 ⁴⁸	242	52 weeks	Fluoxetine 20-60 Paroxetine 20-40	NR	NR	Fair
Chouinard et al., 1999 ⁴⁹	203	12 weeks	Fluoxetine 20-80 Paroxetine 20-50	68 vs. 67 P=0.93	59 vs. 58 P=0.84	Fair
De Wilde et al., 1993 ⁵⁰	100	6 weeks	Fluoxetine 20-60 Paroxetine 20-40	62 vs. 67 P=NR	NR	Fair
Fava et al., 1998 ⁵¹	109	12 weeks	Fluoxetine 20-80 Paroxetine 20-50	57 vs. 58 P=NR (ns)	NR	Fair

Table 9. SSRIs versus SSRI study characteristics, response and remission rates, and quality ratings of studies in adults with major depressive disorder (continued)

Study	N	Duration	Comparison and Dose (mg/day)	Response ^a (percent) and Significance Level	Remission ^a (percent) and Significance Level	Quality Rating
Gagiano et al., 1993 ⁵²	90	6 weeks	Fluoxetine 20-60 Paroxetine 20-40	63 vs. 70 <i>P</i> =NR	NR	Fair
Schöne and Ludwig, 1993 ⁵³	106	6 weeks	Fluoxetine 20-60 Paroxetine 20-40	Data NR <i>P</i> =0.03	NR	Fair
Tignol, 1993 ⁵⁴	178	6 weeks	Fluoxetine 20 Paroxetine 20	78 vs. 75 ^b <i>P</i> =NR (ns)	NR	Fair
Fava et al., 2002 ⁵⁵	284	10-16 weeks	Fluoxetine 20-60 Paroxetine 20-60 Sertraline 50-200	65 vs. 69 vs. 73 <i>P</i> =0.49	54 vs. 57 vs. 59 <i>P</i> =0.80	Fair
Bennie et al., 1995 ⁵⁶	286	6 weeks	Fluoxetine 20-40 Sertraline 50-100	51 vs. 59 <i>P</i> =NR	NR	Fair
Boyer et al., 1998 ⁵⁷	242	≈ 26 weeks	Fluoxetine 50-150 Sertraline 20-60	43 vs. 47 ^b <i>P</i> =NR (ns)	NR	Fair
Newhouse et al., 2000 ^{58, 59}	236	12 weeks	Fluoxetine 20-40 Sertraline 50-100	71 vs. 73 <i>P</i> =NR (ns)	46 vs. 45 <i>P</i> =NR	Fair
Sechter et al., 1999 ⁶⁰	238	24 weeks	Fluoxetine 20-60 Sertraline 50-150	64 vs. 74 <i>P</i> =0.11	NR	Fair
Van Moffaert et al., 1995 ⁶¹	165	8 weeks	Fluoxetine 20 Sertraline 50	NR	NR	Fair
Kiev and Feiger, 1997 ⁶²	60	7 weeks	Fluvoxamine 50-150 Paroxetine 20-50	NR	NR	Fair
Ushiroyama et al., 2004 ^{63*}	105	12 weeks	Fluvoxamine 50-150 Paroxetine 20-50	NR	NR	Fair
Nemeroff et al., 1995 ⁶⁴	95	7 weeks	Fluvoxamine 50-150 Sertraline 50-200	NR	NR	Fair
Rossini et al., 2005 ⁶⁵	93	7 weeks	Fluvoxamine 150 Sertraline 200	72 vs. 56 <i>P</i> =0.12	NR	Fair
Aberg-Wistedt et al., 2000 ⁶⁶	353	8 weeks	Paroxetine 20-40 Sertraline 50-150	63 vs. 63 ^c <i>P</i> =NR (ns)	57 vs. 52 ^b <i>P</i> =NR (ns)	Fair
	353	24 weeks	Paroxetine 20-40 Sertraline 50-150	69 vs. 72 <i>P</i> =NR (ns)	NR ^b <i>P</i> =NR (ns)	

mg/d = milligram per day; NR = not reported; ns = not significant; SNRI = serotonin norepinephrine reuptake inhibitor; SSRI = selective serotonin reuptake inhibitor; vs. = versus; XR = extended release

Note: Drug names not otherwise specified refer to the immediate-release formulations, extended-release formulation are indicated as CR, XL, or XR.

*New study added during update.

^aResponse and remission (as defined by authors of the individual studies) are measured on the Hamilton Depression Rating Scale (HAM-D) unless indicated otherwise.

^bMeasured on the Montgomery – Asberg Depression Rating Scale (MADRS)

^cMeasured on a combination of scales

Table 10. SSRIs versus SSNRIs and SNRIs study characteristics, response and remission rates, and quality ratings of studies in adults with major depressive disorder

Study	N	Duration	Comparison and Dose (mg/day)	Response ^a (percent) and Significance Level	Remission ^a (percent) and Significance Level	Quality Rating
Leinonen et al., 1999 ⁶⁷	270	8 weeks	Citalopram 20-60 Mirtazapine 15-60	88 vs. 85 ^b <i>P</i> =0.54	NR	Fair
Allard et al., 2004 ⁶⁸	151	22 weeks	Citalopram 10-30 Venlafaxine XR 75-150	93 vs. 93 ^b <i>P</i> =NR (ns)	23 vs. 19 ^b <i>P</i> =NR (ns)	Fair
Khan et al., 2007 ⁶⁹ *	278	8 weeks	Escitalopram 10-20 Duloxetine 60	61 vs. 52 <i>P</i> =NR	41 vs. 35 <i>P</i> =NR	Fair
Nierenberg et al., 2007 ⁷⁰ *	547	8 weeks	Escitalopram 10 Duloxetine 60	41 vs. 43 <i>P</i> =NR	32 vs. 37 <i>P</i> =NR	Fair
Wade et al., 2007 ⁷¹ *	295	24 weeks	Escitalopram 20 Duloxetine 60	77 vs. 73 <i>P</i> =NR (ns)	67 vs. 60 <i>P</i> =NR (ns)	Fair
Bielski et al., 2004 ⁷²	198	8 weeks	Escitalopram 20 Venlafaxine XR 225	61 vs. 48 <i>P</i> =NR (ns)	36 vs. 32 <i>P</i> =NR (ns)	Fair
Montgomery et al., 2004 ⁷³	293	8 weeks	Escitalopram 10-20 Venlafaxine XR 75-150	77 vs. 80 ^b <i>P</i> =NR (ns)	70 vs. 70 ^b <i>P</i> =NR (ns)	Fair
Goldstein et al., 2002 ⁷⁴	103	8 weeks	Fluoxetine 20 Duloxetine 40-120	45 vs. 49 <i>P</i> =0.39	30 vs. 43 <i>P</i> =0.82	Fair
Hong et al., 2003 ⁷⁵	132	6 weeks	Fluoxetine 20-40 Mirtazapine 15-45	51 vs. 58 <i>P</i> =NR (ns)	27 vs. 35 <i>P</i> =NR (ns)	Fair
Versiani et al., 2005 ⁷⁶	299	8 weeks	Fluoxetine 20-40 Mirtazapine 15-60	Data NR <i>P</i> =NR (ns)	41. vs. 40. <i>P</i> =NR (ns)	Fair
Wheatley et al., 1998 ⁷⁷	133	6 weeks	Fluoxetine 20-40 Mirtazapine 15-60	Data NR <i>P</i> =NR (ns)	25 vs. 23 <i>P</i> =NR (ns)	Fair
Alves et al., 1999 ⁷⁸	87	12 weeks	Fluoxetine 20-40 Venlafaxine 75-150	74 vs. 87 <i>P</i> =NR	41 vs. 51 <i>P</i> =NR	Fair
Costa e Silva, 1998 ⁷⁹	382	8 weeks	Fluoxetine 20-40 Venlafaxine 75-225	Data NR <i>P</i> =0.15	60 vs. 60 <i>P</i> =NR	Fair
De Nayer et al., 2002 ⁸⁰	146	12 weeks	Fluoxetine 20-40 Venlafaxine 75-150	49 vs. 72 <i>P</i> =0.008	40 vs. 59 <i>P</i> =0.028	Fair
Dierick et al., 1996 ⁸¹	314	8 weeks	Fluoxetine 20 Venlafaxine 75-150	60 vs. 72 <i>P</i> =0.023 (at week 6)	NR	Fair
Nemeroff and Thase, 2007 ⁸² *	206	6 weeks	Fluoxetine 20-60 Venlafaxine 75-225	45 vs. 53 <i>P</i> =NR (ns)	28 vs. 32 <i>P</i> =NR (ns)	Fair
Rudolph and Feiger, 1999 ⁸³	203	8 weeks	Fluoxetine 20-60 Venlafaxine XR 75-225	50 vs. 57 <i>P</i> =NR	22 vs. 37 <i>P</i> ≤0.05	Fair
Silverstone and Ravindran, 1999 ⁸⁴	249	12 weeks	Fluoxetine 20-60 Venlafaxine XR 75-225	62 vs. 67 <i>P</i> =NR	NR	Fair
Tzanakaki et al., 2000 ⁸⁵	109	6 weeks	Fluoxetine 60 Venlafaxine 225	58 vs. 65 ^c <i>P</i> =NR	36 vs. 41 <i>P</i> =NR	Fair
Tylee et al., 1997 ⁸⁶	341	12 weeks	Fluoxetine 20 Venlafaxine 75	63 vs. 55 ^c <i>P</i> =NR (ns)	34 vs. 35 <i>P</i> =NR (ns)	Fair
Detke et al., 2004 ⁸⁷	274	8 weeks	Paroxetine 20 Duloxetine 80	74 vs. 65 <i>P</i> =NR (ns)	44 vs. 46 <i>P</i> =NR (ns)	Fair
		8 weeks	Paroxetine 20 Duloxetine 120	74 vs. 71 <i>P</i> =NR (ns)	44 vs. 52 <i>P</i> =NR (ns)	

Table 10. SSRIs versus SSNRIs and SNRIs study characteristics, response and remission rates, and quality ratings of studies in adults with major depressive disorder (continued)

Study	N	Duration	Comparison and Dose (mg/day)	Response ^a (percent) and Significance Level	Remission ^a (percent) and Significance Level	Quality Rating
Perahia et al., 2006 ⁸⁸ *	293	8 weeks	Paroxetine 20 Duloxetine 80	61 vs. 65 <i>P</i> =NR (ns)	43 vs. 44 <i>P</i> =NR (ns)	Fair
		8 weeks	Paroxetine 20 Duloxetine 120	61 vs. 68 <i>P</i> =NR (ns)	43 vs. 40 <i>P</i> =NR (ns)	
Lee et al., 2007 ⁸⁹ *	478	8 weeks	Paroxetine 20 Duloxetine 60	65 vs. 60 <i>P</i> =0.296	50 vs. 49 <i>P</i> =0.855	Fair
Benkert et al., 2000 ⁹⁰	275	6 weeks	Paroxetine 20-40 Mirtazapine 15-45	54 vs. 58 <i>P</i> =NR (ns)	34 vs. 41 <i>P</i> =NR (ns)	Fair
Blier et al., 2009 ⁹¹ *	40	6 weeks	Paroxetine 20 Mirtazapine 30	NR ^b <i>P</i> =NR (ns)	NR ^b <i>P</i> =NR (ns)	Fair
Schatzberg et al., 2002 ⁹²	255	8 weeks	Paroxetine 20-40 Mirtazapine 15-45	58 vs. 64 ^c <i>P</i> =NR (ns)	Data NR <i>P</i> =NR (ns)	Fair
Ballus et al., 2000 ⁹³	84	12 weeks	Paroxetine 20-40 Venlafaxine 75-150	NR <i>P</i> =NR (ns)	33 vs. 57 <i>P</i> =0.011	Fair
		24 weeks	Paroxetine 20-40 Venlafaxine 75-150	NR <i>P</i> =NR (ns)	NR ^b <i>P</i> =NR (ns)	
McPartlin et al., 1998 ⁹⁴	361	12 weeks	Paroxetine 20 Venlafaxine XR 75	NR <i>P</i> =NR (ns)	52 vs. 54 <i>P</i> =NR (ns)	Fair
Owens et al., 2008 ⁹⁵ *	86	8 weeks	Paroxetine CR 75 Venlafaxine XR 375	65 vs. 71 ^b <i>P</i> =0.63	46 vs. 63 ^b <i>P</i> =0.17	Fair
Behnke et al., 2003 ⁹⁶	346	8 weeks	Sertraline 50-150 Mirtazapine 30-45	NR <i>P</i> =NR (ns)	NR <i>P</i> =NR (ns)	Fair
Mehtonen et al., 2000 ⁹⁷	147	8 weeks	Sertraline 50-100 Venlafaxine 75-150	68 vs. 83 <i>P</i> =0.05	45 vs. 68 <i>P</i> =0.008	Good
Shelton et al., 2006 ⁹⁸ *	160	8 weeks	Sertraline 50-150 Venlafaxine XR 75-225	55 vs. 65 <i>P</i> =0.22	38 vs. 49 <i>P</i> =0.168	Fair
Sir et al., 2005 ⁹⁹	163	8 weeks	Sertraline 50-150 Venlafaxine XR 75-225	71 vs. 71 <i>P</i> =0.95	60 vs. 54 <i>P</i> =0.47	Good

mg/d = milligram per day; NR = not reported; ns = not significant; SNRI = serotonin norepinephrine reuptake inhibitor; SSRI = selective serotonin reuptake inhibitor; vs. = versus; XR = extended release

Note: Drug names not otherwise specified refer to the immediate-release formulations, extended-release formulation are indicated as CR, XL, or XR.

*New study added during update.

^aResponse and remission (as defined by authors of the individual studies) are measured on the Hamilton Depression Rating Scale (HAM-D) unless indicated otherwise.

^bMeasured on the Montgomery – Asberg Depression Rating Scale (MADRS).

^cMeasured on a combination of scales.

Table 11. SSRIs versus other second-generation antidepressants study characteristics, response and remission rates, and quality ratings of studies in adults with major depressive disorder

Study	N	Duration	Comparison and Dose (mg/day)	Response ^a (percent) and Significance Level	Remission ^a (percent) and Significance Level	Quality Rating
Coleman et al., 2001 ¹⁰⁰	304	8 weeks	Fluoxetine 20-60 Bupropion SR 150-400	57 vs. 56 P=NR (ns)	40 vs. 47 P=NR (ns)	Fair
Feighner et al., 1991 ¹⁰¹	123	6 weeks	Fluoxetine 20-80 Bupropion 225-450	58 vs. 63 P=NR (ns)	NR	Fair
Gillin et al., 1997 ¹⁰²	44	8 weeks	Fluoxetine 20 Nefazadone 400	NR	NR	Fair
Beasley et al., 1991 ¹⁰³	126	6 weeks	Fluoxetine 20-60 Trazodone 100-400	62 vs. 69 P=NR (ns)	51 vs. 42 P=NR (ns)	Fair
Perry et al., 1989 ¹⁰⁴	40	6 weeks	Fluoxetine 20-60 Trazodone 50-400	NR	NR	Fair
Kennedy et al., 2006 ¹⁰⁵ *	141	8 weeks	Paroxetine 20-40 Bupropion SR 150-300	56 vs. 60 P=NR (ns)	36 vs. 38 P=NR (ns)	Fair
Weihs et al., 2000 ¹⁰⁶	100	6 weeks	Paroxetine 10-40 Bupropion SR 100-300	77 vs. 71 P=NR (ns)	NR	Fair
Baldwin et al., 1996 ¹⁰⁷	206	8 weeks	Paroxetine 20-40 Nefazodone 200-600	60 vs. 58 ^b P=NR (ns)	NR	Fair
Hicks et al., 2002 ¹⁰⁸	40	8 weeks	Paroxetine 20-40 Nefazodone 400-600	80 vs. 55 P=NR (ns)	NR P=NR (ns)	Fair
Kasper et al., 2005 ¹⁰⁹	108	6 weeks	Paroxetine 20-40 Trazodone 150-450	91 vs. 87 P=NR (ns)	68 vs. 69 P=NR (ns)	Fair
Coleman et al., 1999 ¹¹⁰	240	8 weeks	Sertraline 50-200 Bupropion SR 150-400	61 vs. 66 P=NR (ns)	NR	Fair
Croft et al., 1999 ¹¹¹	239	8 weeks	Sertraline 50-200 Bupropion SR 150-400	68 vs. 66 P=NR (ns)	NR	Fair
Kavoussi et al., 1997 ¹¹² Rush et al., 2001 ¹¹³	248	16 weeks	Sertraline 50-200 Bupropion SR 100-300	74 vs. 66 P=NR (ns)	63 vs. 55 P=NR (ns)	Fair
Feiger et al., 1996 ¹¹⁴	160	6 weeks	Sertraline 50-200 Nefazodone 100-600	57 vs. 59 P=NR (ns)	NR	Fair
Munizza et al., 2006 ¹¹⁵ *	122	6 weeks	Sertraline 50-100 Trazodone 150-450	63 vs. 74 P=NR (ns)	49 vs. 60 P=NR (ns)	Fair

mg/d, milligram per day; NR, not reported; ns, not significant; SNRI, serotonin norepinephrine reuptake inhibitor; SSRI, selective serotonin reuptake inhibitor; vs., versus; XR, extended release.

Note: Drug names not otherwise specified refer to the immediate-release formulations, extended-release formulation are indicated as CR, XL, or XR.

*New study added during update.

^aResponse and remission (as defined by authors of the individual studies) are measured on the Hamilton Depression Rating Scale (HAM-D) unless indicated otherwise.

^bMeasured on the Clinical Global Impressions (CGI) scale

Table 12. SNRIs versus SSNRIs and SNRIs study characteristics, response and remission rates, and quality ratings of studies in adults with major depressive disorder

Study	N	Duration	Comparison and Dose (mg/day)	Response ^a (percent) and Significance Level	Remission ^a (percent) and Significance Level	Quality Rating
Tourian et al., 2009 ¹¹⁶ *	474	8 weeks	Desvenlafaxine 50 Desvenlafaxine 100 Duloxetine 60	39 vs. 49 vs. 47 P=NR	20 vs. 28 vs. 29 P=NR	Fair
Benkert et al., 2006 ¹¹⁷ *	242	6 weeks	Mirtazapine 45 Venlafaxine XR 225	NR	NR	Fair
Guelfi et al., 2001 ¹¹⁸	157	8 weeks	Mirtazapine 45-60 Venlafaxine 225-375	62 vs. 52 P=NR (ns)	NR P=NR (ns)	Fair

mg/d = milligram per day; NR = not reported; ns = not significant; SNRI = serotonin norepinephrine reuptake inhibitor; SSRI = selective serotonin reuptake inhibitor; vs. = versus; XR = extended release

Note: Drug names not otherwise specified refer to the immediate-release formulations, extended-release formulation are indicated as CR, XL, or XR.

*New study added during update.

^aResponse and remission (as defined by authors of the individual studies) are measured on the Hamilton Depression Rating Scale (HAM-D) or indicated otherwise.

Table 13. SNRIs versus other second-generation antidepressants study characteristics, response and remission rates, and quality ratings of studies in adults with major depressive disorder

Study	N	Duration	Comparison and Dose (mg/day)	Response ^a (percent) and Significance Level	Remission ^a (percent) and Significance Level	Quality Rating
Halikas et al., 1995 ¹¹⁹	100	6 weeks	Mirtazapine 5-35 Trazodone 40-280	51 vs. 41 P=NR (ns)	NR	Fair
van Moffaert et al., 1995 ¹²⁰	200	6 weeks	Mirtazapine 24-72 Trazodone 150-450	61 vs. 51 P=NR (ns)	NR	Fair
Hewett et al., 2009 ¹²¹ *	374	8 weeks	Venlafaxine XR 75-150 Bupropion XR 150-300	65 vs. 57 ^b P=NR (ns)	51 vs. 47 ^b P=NR (ns)	Fair
Hewett et al., 2010 ¹²² *	591	8 weeks	Venlafaxine XR 75-150 Bupropion XR 150-300	66 vs. 57 ^b P=NR (ns)	56 vs. 45 ^b P=NR (ns)	Fair
Cunningham et al., 1994 ¹²³	225	6 weeks	Venlafaxine 75-200 Trazodone 150-400	72 vs. 60 ^c P=NR (ns)	NR	Fair

NR = not reported; XR = extended release

*New study added during update.

^aResponse and remission (as defined by authors of the individual studies) are measured on the Hamilton Depression Rating Scale (HAM-D) or indicated otherwise.

^bMeasured on the Montgomery – Asberg Depression Rating Scale (MADRS)

^cMeasured on the Clinical Global Impressions (CGI) scale

Table 14. Response and remission rates, and quality ratings of studies in adults with major depressive disorder

Study	N	Duration	Comparison and Dose (mg/day)	Response ^a (percent) and Significance Level	Remission ^a (percent) and Significance Level	Quality Rating
Weisler et al., 1994 ¹²⁴	124	6 weeks	Bupropion 225-450 Trazodone 150-400	56 vs. 40 P=NR	46 vs. 31 P=NR	Fair

mg/d = milligram per day; NR = not reported; ns = not significant; vs. = versus

Note: Drug names not otherwise specified refer to the immediate-release formulations; extended-release formulation are indicated as CR, XL, or XR.

^aResponse and remission (as defined by authors of individual studies) are measured on the Hamilton Depression Rating Scale (HAM-D) or indicated otherwise.

We rated the quality of most studies as fair for internal validity. Most trials (68 percent) were of either short (6 weeks to 8 weeks) or medium (9 weeks to 11 weeks) duration; 32 percent reported followup of 12 weeks or more. Short-term studies may be limited in their ability to account appropriately for response rates and long-term adverse events. In addition, reviewed studies were conducted over a time span of more than 2 decades. Therefore, study populations differ with respect to cotreatment, prior exposures to other second-generation antidepressants, and other factors.

Trial reporting was often incomplete. Most articles did not report the method of randomization or allocation concealment. Last-observation-carried-forward methods (or LOCF analysis, which means that the last observed measurement serves as the substitute for missing values because patients drop out at different time points), were a frequent approach to ITT analysis. Few authors, however, reported the overall number of patients lost to followup from the point of randomization to the end of the trial.

Loss to followup (number of patients randomized who did not proceed to endpoint), a potential source of bias, was a frequent problem for internal validity. The high rates of loss to followup for many studies may be attributable to specific characteristics of a psychiatric outpatient population and a high rate of adverse events in the examined drug classes.

Major Depressive Disorder: Key Points

Ninety-one head-to-head studies (Tables 9 to 14) were included for a total of 40 comparisons (Tables 15 to 17) between the 13 second-generation antidepressants addressed in this report. Of these, only nine trials¹¹⁶⁻¹²⁴ directly compared any non-SSRI second-generation antidepressant with any other non-SSRI agent (Table 18); of these, only three comparisons were evaluated in more than one trial.

Table 15. Number of head-to-head trials of selective serotonin reuptake inhibitors for treating major depressive disorders: SSRIs versus SSRIs

Comparison	Number of Studies
Citalopram vs. Escitalopram	5
Citalopram vs. Fluoxetine	1
Citalopram vs. Fluvoxamine	1
Citalopram vs. Paroxetine	0
Citalopram vs. Sertraline	1
Escitalopram vs. Fluoxetine	2
Escitalopram vs. Fluvoxamine	0
Escitalopram vs. Paroxetine	2
Escitalopram vs. Sertraline	1
Fluoxetine vs. Fluvoxamine	2
Fluoxetine vs. Paroxetine	9
Fluoxetine vs. Sertraline	7
Fluvoxamine vs. Paroxetine	2
Fluvoxamine vs. Sertraline	2
Paroxetine vs. Sertraline	2

Note: The total number of studies might be different from the number of included articles because some studies are published in more than one article.

Table 16. Number of head-to-head trials of selective serotonin reuptake inhibitors for treating major depressive disorders: SSRIs versus SNRIs

Comparison	Number of Studies
Citalopram vs. Duloxetine	0
Escitalopram vs. Duloxetine	3
Fluoxetine vs. Duloxetine	1
Fluvoxamine vs. Duloxetine	0
Paroxetine vs. Duloxetine	3
Sertraline vs. Duloxetine	0
Citalopram vs. Desvenlafaxine	0
Citalopram vs. Mirtazapine	1
Citalopram vs. Venlafaxine	1
Escitalopram vs. Desvenlafaxine	0
Escitalopram vs. Mirtazapine	0
Escitalopram vs. Venlafaxine	2
Fluoxetine vs. Desvenlafaxine	0
Fluoxetine vs. Mirtazapine	3
Fluoxetine vs. Venlafaxine	9
Fluvoxamine vs. Desvenlafaxine	0
Fluvoxamine vs. Mirtazapine	0
Fluvoxamine vs. Venlafaxine	0
Paroxetine vs. Desvenlafaxine	0
Paroxetine vs. Mirtazapine	3
Paroxetine vs. Venlafaxine	3
Sertraline vs. Desvenlafaxine	0
Sertraline vs. Mirtazapine	1
Sertraline vs. Venlafaxine	3

Note: The total number of studies might be different from the number of included articles because some studies are published in more than one article.

Table 17. Number of head-to-head trials of selective serotonin reuptake inhibitors for treating major depressive disorders: SSRIs versus other second-generation antidepressants

Comparison	Number of Studies
Citalopram vs. Bupropion	0
Citalopram vs. Nefazodone	0
Citalopram vs. Trazodone	0
Escitalopram vs. Bupropion	0
Escitalopram vs. Nefazodone	0
Escitalopram vs. Trazodone	0
Fluoxetine vs. Bupropion	2
Fluoxetine vs. Nefazodone	1
Fluoxetine vs. Trazodone	2
Fluvoxamine vs. Bupropion	0
Fluvoxamine vs. Nefazodone	0
Fluvoxamine vs. Trazodone	0
Paroxetine vs. Bupropion	2
Paroxetine vs. Nefazodone	2
Paroxetine vs. Trazodone	1
Sertraline vs. Bupropion	3
Sertraline vs. Nefazodone	1
Sertraline vs. Trazodone	1

Note: The total number of studies might be different from the number of included articles because some studies are published in more than one article.

Table 18. Number of head-to-head trials of selective serotonin norepinephrine reuptake inhibitors, serotonin norepinephrine reuptake inhibitors, and other antidepressants for treating major depressive disorders

Comparison	Number of Studies
SSNRIs and SNRIs vs. SNRIs:	
Duloxetine vs. Desvenlafaxine	1
Duloxetine vs. Venlafaxine	0
Duloxetine vs. Mirtazapine	0
Desvenlafaxine vs. Mirtazapine	0
Desvenlafaxine vs. Venlafaxine	0
Mirtazapine vs. Venlafaxine	2
SSNRIs vs. Other Second-Generation Antidepressants:	
Duloxetine vs. Bupropion	0
Duloxetine vs. Nefazadone	0
Duloxetine vs. Trazodone	0
SNRIs vs. Other Second-Generation Antidepressants:	
Desvenlafaxine vs. Bupropion	0
Desvenlafaxine vs. Nefazadone	0
Desvenlafaxine vs. Trazodone	0
Mirtazapine vs. Bupropion	0
Mirtazapine vs. Nefazadone	0
Mirtazapine vs. Trazodone	2
Venlafaxine vs. Bupropion	2
Venlafaxine vs. Nefazadone	0
Venlafaxine vs. Trazodone	1
Other Second-Generation Antidepressants vs. Other Second-Generation Antidepressants:	
Bupropion vs. Nefazadone	0
Bupropion vs. Trazodone	1
Nefazadone vs. Trazodone	0

Note: The total number of studies might be different from the number of included articles because some studies are published in more than one article.

Overall, 37 percent of patients did not achieve a treatment response during 6 weeks to 12 weeks of treatment with second-generation antidepressants; 53 percent did not achieve remission.

Based on our meta-analyses of head-to-head trials and our mixed treatment comparisons, second-generation antidepressants had similar efficacy. Statistically significant differences for some comparisons are likely not to be clinically relevant. The overall strength of evidence for the comparative efficacy was rated moderate.

Direct evidence was considered sufficient to conduct meta-analyses for six drug-drug comparisons:

- Citalopram versus escitalopram (5 published studies^{33-36, 38} and 1 FDA review;³⁷ 1,802 patients): For patients on escitalopram the odds ratio (OR) of response was statistically significantly higher than for patients on citalopram (OR, 1.47; 95% CI, 1.07 to 2.01). The number needed to treat (NNT) to gain 1 additional responder at week 8 with escitalopram compared with citalopram was 13 (95% CI, 8 to 39). These results are based on meta-analyses of head-to-head trials. Results of mixed-treatment comparisons, taking the entire evidence base on second-generation antidepressants into consideration, did not confirm these findings. (OR, 0.51; 95% credible interval [CrI], 0.13 to 4.14).
- Fluoxetine versus paroxetine (5 studies;^{49-52, 55, 82} 690 patients): Pooled response rates between fluoxetine and paroxetine were similar (OR, 1.08; 95% CI, 0.79 to 1.47).

- Fluoxetine versus sertraline (4 studies;^{55, 56, 58, 60} 940 patients): The odds ratio of response was statistically significantly higher for sertraline than for fluoxetine (OR, 1.42; 95% CI, 1.08 to 1.85). The NNT to gain 1 additional responder at 6 to 12 weeks with sertraline was 13 (95% CI, 8 to 58).
- Fluoxetine versus venlafaxine (six studies;^{78, 80-84} 1,197 patients): The odds ratio of response was statistically significantly higher for patients on venlafaxine than on fluoxetine (OR, 1.47; 95% CI, 1.16 to 1.86).
- Paroxetine versus duloxetine (three studies;⁸⁷⁻⁸⁹ 849 patients). Pooled response rates were similar between patients on paroxetine and duloxetine (OR, 0.84; 95% CI, 0.63 to 1.12).
- Sertraline versus venlafaxine (three studies;⁹⁷⁻⁹⁹ 470 patients). Pooled response rates were similar between patients on sertraline or venlafaxine (OR, 1.18; 95% CI, 0.81 to 1.72).

Seventeen studies (n=3,960) comparing one second-generation antidepressant with another indicated no differences in health-related quality of life.^{33, 57, 58, 60, 66, 67, 72, 76, 77, 82, 94, 99, 103, 106, 118, 125, 126} Quality of life, however, was rarely assessed as a primary outcome measure. The strength of evidence is moderate.

Seven studies, all funded by the maker of mirtazapine, reported that mirtazapine has a statistically significantly faster onset of action than citalopram, fluoxetine, paroxetine, and sertraline (Table 19).^{67, 75-77, 90, 92, 96} The pooled NNT to yield one additional responder after 1 or 2 weeks of treatment is seven (95% CI, 5 to 12). This treatment effect was consistent across all studies. The strength of evidence is moderate.

Table 19. Characteristics of trials comparing mirtazapine to SSRIs on onset of action (response rate)

Study	Sample Size	Comparison	Effect Size ^a	P-value	Comments
Leinonen et al., 1999 ⁶⁷	270	Citalopram	Significantly greater reduction of MADRS scores with mirtazapine at day 14 (difference: -2.3)	<i>P</i> =0.002	No statistically significant differences in response rates at endpoint
Hong et al., 2003 ⁷⁵	132	Fluoxetine	At day 28 significantly more responders with mirtazapine (53.3% vs. 39.0%) RRR, 0.23 ^b RD: 0.14 ^b NNT: 7 ^b	<i>P</i> =NR (ns)	No statistically significant differences in overall response rate at week 6; more responders in the mirtazapine group (58% vs. 51%)
Versiani et al., 2005 ⁷⁶	299	Fluoxetine	Significantly more responders at day 7 with mirtazapine (data NR) Higher rate of remitters for mirtazapine at days 14 (6.2 % vs. 2.0%), 28 (18.6% vs. 12.9%), and 42 (29.0% vs. 21.1%)	<i>P</i> =0.002 <i>P</i> =NR (ns)	No statistically significant differences in response and remission at endpoint (day 56)
Wheatley et al., 1998 ⁷⁷	133	Fluoxetine	Significantly more responders at day 28 with mirtazapine (data NR)	<i>P</i> =0.006	Statistically significantly greater decrease of HAM-D scores for mirtazapine at days 21 and 28. No statistically significant differences in response and remission at endpoint (day 42)
Benkert et al., 2000 ⁹⁰	275	Paroxetine	Significantly more responders (23.2% vs. 8.9%) and remitters (8.8% vs. 2.4%) at day 7 with mirtazapine. RRR, 0.15 ^b RD: 0.14 ^b NNT: 8 ^b	Response: <i>P</i> =0.002 Remission: <i>P</i> =0.03	More responders and remitters in the mirtazapine group throughout the study. No statistically significant difference at endpoint (response: 58% vs. 53.7%; remission: 41% vs. 35%)
Schatzberg et al., 2002 ⁹²	255	Paroxetine	Significantly more responders at day 14 with mirtazapine (27.8% vs. 13.3%) RRR, 0.17 ^b RD: 0.14 ^b NNT: 7 ^b Significantly greater decrease of HAM-D scores at days 7, 14, 21, and 42 with mirtazapine Median time to response: Mirtazapine: 26 days Paroxetine: 40 days	<i>P</i> =0.005 <i>P</i> =0.01 (day 7) <i>P</i> =0.006 (day 14) <i>P</i> =0.024 (day 21) <i>P</i> =0.042 Kaplan-Mayer: <i>P</i> =0.016	No statistically significant differences in response or remission rates at endpoint
Behnke et al., 2003 ⁹⁶	346	Sertraline	Significantly higher response rates at days 7, 10, and 14 with mirtazapine (data NR)	<i>P</i> <0.05 (day 7) <i>P</i> <0.01 (day 10) <i>P</i> <0.05 (day 14)	No statistically significant differences in response and remission at endpoint (day 56)

HAM-D = Hamilton Rating Scale for Depression; NNT = number needed to treat; NR = not reported; ns = not significant; RD = risk difference; RRR = relative risk reduction

Note: Drug names not otherwise specified refer to the immediate-release formulations, extended-release formulation are indicated as CR, XL, or XR.

^aResponse and remission are measured on the Hamilton Depression Rating Scale (HAM-D) or indicated otherwise.

^bEstimates were calculated by authors of report.

Major Depressive Disorder: Detailed Analysis

Head-to-Head Evidence: SSRIs Versus SSRIs

Citalopram Versus Escitalopram

Citalopram and escitalopram are produced by the same manufacturer, which funded all available studies. Generic brands of citalopram are available in the United States; escitalopram is still under patent protection.

Five published trials^{33-36, 38} and one unpublished trial³⁷ compared the efficacy of citalopram and escitalopram (Table 20). Five studies were conducted over 6 to 8 weeks^{33, 35-38} and one over 24 weeks.³⁴ One study was a flexible dose trial.³⁵ Table 20 summarizes study characteristics and differences in effect sizes of studies comparing citalopram with escitalopram.

Overall, results of individual studies favored escitalopram over citalopram. In four studies, differences in response rates reached statistical significance at 8 weeks.^{34-36, 38} The flexible dose trial was a European-Canadian study that compared efficacy and harms of citalopram (20-40 mg/day), escitalopram (10-20 mg/day) in 315 depressed outpatients attending primary care centers.³⁵ ITT results showed that the escitalopram group had significantly more patients responding (63.7 percent vs. 52.6 percent; $P=0.021$) and achieving remission (52.1 percent vs. 42.8 percent; $P=0.036$) than the citalopram group. Escitalopram was numerically better at all time points on three scales (MADRS, Clinical Global Impressions Improvement Scale [CGI-I], Clinical Global Impressions Severity Scale [CGI-S]). The study did not assess health outcomes.

The 24-week study was a fixed-dose trial (escitalopram 10 mg/day, citalopram 20 mg/day) of 357 European primary care patients over 24 weeks.³⁴ Escitalopram patients had significantly higher response rates at week 8 (63 percent vs. 55 percent; $P<0.05$) but not at week 24 (80 percent vs. 78 percent; $P=NR$). Escitalopram had significantly lower CGI-S scores (1.75 vs. 2.00) and significantly fewer withdrawals (12.7 percent vs. 22.4 percent) than citalopram at week 24.

We conducted two meta-analyses of these studies comparing the effects of citalopram with those of escitalopram on MADRS scores at weeks 6-8. The outcome of the first meta-analysis was the odds ratio of being a responder on the MADRS scale after 6–8 weeks of treatment (Figure 4). In addition to the five published trials, we included data from one unpublished study from the FDA Center for Drug Evaluation and Research (CDER) database.³⁷ A “response” was defined as an improvement of 50 percent or more on the MADRS. Pooled results included 1,802 patients and yielded a statistically significant additional treatment effect for escitalopram. The odds ratio that a patient would respond was 1.47 (95% CI, 1.07 to 2.01) for escitalopram relative to citalopram. The NNT to gain one additional responder based on the pooled risk difference is 13 (95% CI, 8 to 39). As mentioned above, all available head-to-head trials have been funded by the manufacturer of citalopram and escitalopram. Publication bias, therefore, is conceivable.

Table 20. Characteristics and effect sizes of studies comparing citalopram with escitalopram

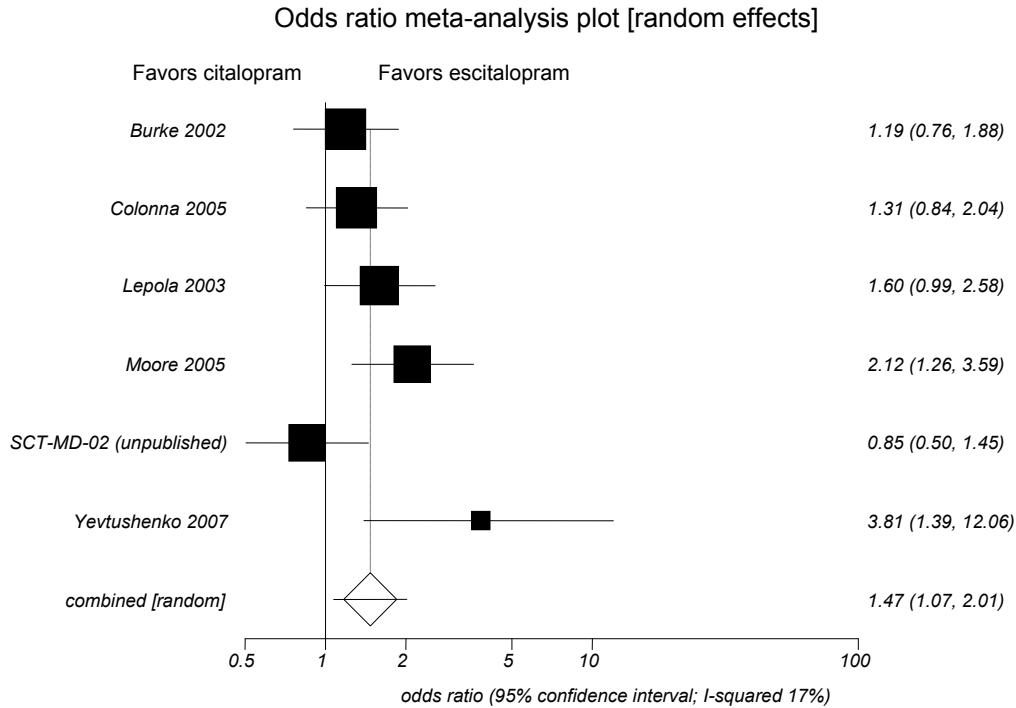
Study	N	Duration	Dosage CIT vs ESC mg/day	Response ^a (percent)	Remission ^a (percent)	Quality Rating
Burke et al., 2002 ³³	369	8 weeks	40 vs. 20	46 vs. 51 <i>P</i> =NR (ns)	NR	Fair
			40 vs. 10	46 vs. 50 <i>P</i> =NR (ns)	NR	
Colonna et al., 2005 ³⁴	357	8 weeks	20 vs. 10	55 vs. 63 <i>P</i> <0.05	NR	Fair
		24 weeks	20 vs. 10	78 vs. 80 <i>P</i> =NR (ns)	NR	
Lepola et al., 2003 ³⁵	315	8 weeks	20-40 vs. 10-20	53 vs. 64 <i>P</i> =0.021	43 vs. 52 <i>P</i> =0.036	Fair
Moore et al., 2005 ³⁶	294	8 weeks	40 vs. 20	61 vs. 76 <i>P</i> =0.008	43 vs. 54 <i>P</i> =0.04	Fair
Unpublished Study SCT MD-02 ³⁷	248	8 weeks	20-40 vs. 10-20	51 vs. 46 <i>P</i> =NR	NR	Fair
Yevtushenko et al., 2007 ^{38*}	330	6 weeks	10 vs. 20	44 vs. 95 <i>P</i> <0.001	26 vs. 90 <i>P</i> <0.001	Fair
			20 vs. 20	83 vs. 95 <i>P</i> <0.001	51 vs. 90 <i>P</i> <0.001	

CIT = citalopram; ESC = escitalopram; NR = not reported; ns = not significant

*New study added during update.

^aMeasured on the Montgomery-Asberg Depression Rating Scale (MADRS).

Figure 4. Odds ratio meta-analysis of MADRS response rates comparing citalopram with escitalopram



Results of mixed treatment comparisons of good or fair studies, taking comparisons of each drug with other second-generation antidepressants into consideration, revealed no statistically significant difference of response rates on HAM-D between the two medications (OR, 0.51; 95%

CrI, 0.13 to 4.14). Although not statistically significant, the point estimate of MTC results was in favor of citalopram over escitalopram.

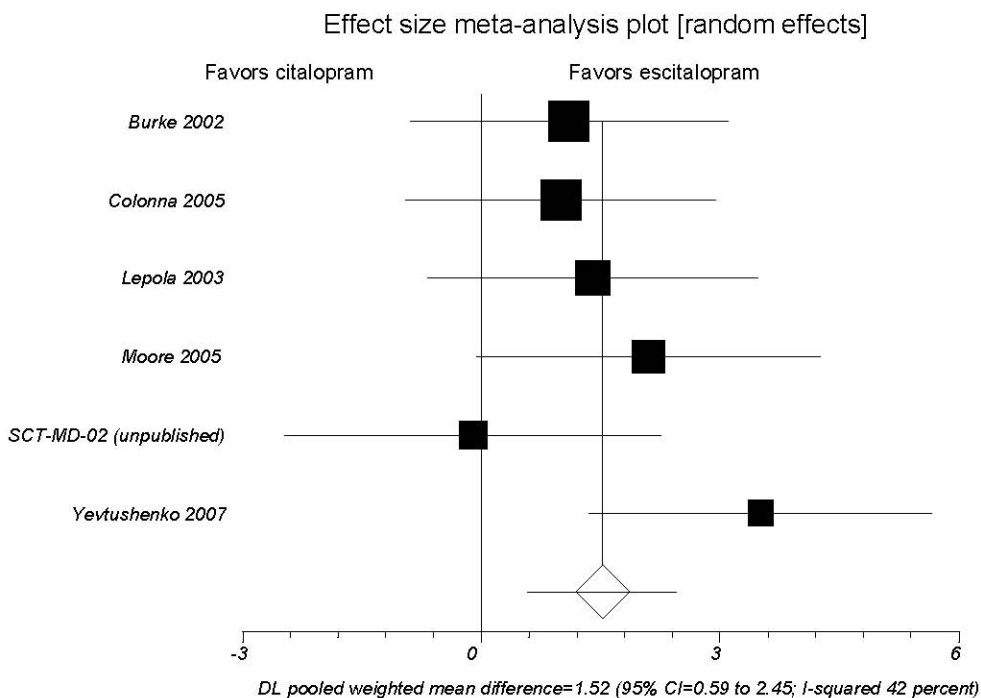
In a sensitivity analysis we extended the evidence base to all available studies (i.e. including studies that were rated poor because of high risk of bias). Results increased the precision of estimates and yielded similar response rates between citalopram and escitalopram (OR, 1.04; 95% CrI, 0.57 to 2.12).

The second meta-analysis was an effect size meta-analysis of all six studies (1,802 patients) assessing the pooled difference of points on the MADRS (Figure 5). The weighted mean difference (WMD) presented an additional treatment effect of a 1.52 point reduction (95% CI, 0.59 to 2.45) for escitalopram compared with citalopram.

Citalopram Versus Fluoxetine

In a French trial, 357 outpatients with MDD attending general practices were randomly assigned to citalopram (20 mg/day) or fluoxetine (20 mg/day) over 8 weeks.³⁹ Citalopram had a faster onset of efficacy than fluoxetine; significantly more patients were rated as responding (35 percent vs. 24 percent; $P=0.048$) or completely recovered (27 percent vs. 16 percent; $P=0.034$) on the MADRS after 2 weeks. At 8 weeks, however, response rates for the citalopram and the fluoxetine group were similar (78 percent vs. 76 percent; $P=NR$).

Figure 5. Effect size meta-analysis comparing citalopram with escitalopram on the MADRS



Citalopram Versus Fluvoxamine

A Dutch study (n=217) did not find any differences in efficacy (HAM-D, CGI, Zung self-rating depression scale at 6 weeks) between citalopram (20-40 mg/day) and fluvoxamine (100–200 mg/day).⁴⁰ Remission rates did not differ significantly between citalopram and fluvoxamine treatments (14 percent vs. 8 percent; $P=NR$).

Citalopram Versus Sertraline

A Swedish study rated good quality assessed the effectiveness of citalopram (20-60 mg/day) and sertraline (50-150 mg/day) in 400 patients in general practice during 24 weeks of treatment.⁴¹ The majority of patients suffered recurrent depression (citalopram, 65 percent; sertraline, 56 percent) and used other medications for medical illnesses (citalopram, 44.5 percent; sertraline, 55 percent). The investigators found no significant differences between treatment groups in any outcome measures at any point in time (MADRS, CGI-S, CGI-I). Also, subgroup analyses of patients with recurrent depression or single episode depression did not report any differences in effectiveness between drugs. Response rates (defined as a 50 percent or greater in MADRS from baseline, CGI-S score of 1-3 and CGI-I score rated “much” or “very much” improved) were similar at week 24 (citalopram, 81.0 percent; sertraline, 75.5 percent; $P=NR$). This study was one of only a few trials not funded by the pharmaceutical industry; it can be considered an effectiveness trial.

Escitalopram Versus Fluoxetine

Two RCTs assessed the comparative efficacy of escitalopram and fluoxetine.^{42, 43} One study (n=240) was conducted in a Chinese population⁴³ and the other (n=518) in European patients older than 65 years.⁴² Both trials had a fixed-dose design (escitalopram 10 mg/day, fluoxetine 20 mg/day) and lasted 8 weeks.

In both studies, patients showed similar treatment effects. The Chinese study found no significant difference between groups in HAM-D response (80 percent vs. 79 percent, $P>0.05$) or remission (46 percent vs. 55 percent, $P=NR$) rates at week 8. MADRS response and remission rates were similar.⁴³

In the European trial, neither escitalopram nor fluoxetine achieved statistically significantly different MADRS response (46 percent vs. 37 percent) or remission rates (40 percent vs. 30 percent) compared with placebo (response: 47 percent, remission: 42 percent). We discuss this study in more detail for KQ 5 (subgroups).⁴²

Escitalopram Versus Paroxetine

Two RCTs provided mixed results about the comparative efficacy of escitalopram and paroxetine.^{31, 44} Both studies were funded by the producer of escitalopram.

A double-blind, flexible-dose RCT compared the efficacy of escitalopram (10-20 mg/day) and paroxetine (20–40 mg/day) during the acute and maintenance phases of the treatment of 325 patients with MDD.⁴⁴ After 8 weeks both groups achieved similar MADRS response (67.9 vs. 71.2 percent and remission [56 vs. 62 percent]) rates. Similarly, no differences in response and remission could be observed during the maintenance period (8–27 weeks).

The second study was a fixed-dose RCT of 459 patients undergoing treatment with escitalopram 20 mg/day or paroxetine 40 mg/day.³¹ After 24 weeks of treatment, patients on escitalopram achieved higher MADRS remission rates than patients treated with paroxetine (75 percent vs. 67 percent; $P<0.05$). No statistically significant differences in response rates could be detected (82.0 percent vs. 76.7 percent), however.

Escitalopram Versus Sertraline

An 8-week, multicenter study randomized 215 patients to fixed-dose escitalopram (10 mg/day) or flexible-dose sertraline (50-200 mg/day).⁴⁵ At study endpoint no substantial differences in efficacy between patients in both treatment arms could be detected. Overall, 72

percent of patients on escitalopram and 69 percent of patients treated with sertraline achieved a HAM-D response. Remission rates were also similar between treatment groups (49 percent vs. 53 percent; $P=NR$).

Fluoxetine Versus Fluvoxamine

Two studies evaluated the comparative efficacy and safety of fluoxetine and fluvoxamine in 284 outpatients with MDD.^{46, 47} A 7-week flexible-dose study (fluoxetine: 20-80 mg/day; fluvoxamine 100-150 mg/day) did not identify any statistically or clinically significant differences in efficacy between the two treatment groups (HAM-D, HAM-A, CGI-S, Raskin-Covi Scale, Hopkins Symptoms Checklist [HSCL-D20]).⁴⁷ Both treatment regimens significantly improved scores on assessment scales over 7 weeks.

In a 6-week fixed-dose European trial (fluoxetine 20 mg/day; fluvoxamine 100 mg/day) in 184 outpatients with MDD,⁴⁶ results are consistent with those of the flexible-dose study; scores on the primary outcome measure (HAM-D) were not significantly different at any time. At endpoint, the drugs were equally effective for secondary outcome measures such as suicidal ideation, sleep, anxiety, and severity of illness (CGI, Clinical Anxiety Scale [CAS], the Irritability, Depression, and Anxiety Scale [IDAS], Beck's Scale for Suicide Ideation [Beck's SSI]). Fluvoxamine had significantly more responders on the CGI-S (29 percent vs. 16 percent; $P<0.05$) and a greater reduction of CGI-S scores ($P<0.05$) at week 2 but not at weeks 4 or 6.

Fluoxetine Versus Paroxetine

Nine studies compared fluoxetine with paroxetine.⁴⁸⁻⁵⁵ Two trials were conducted in populations older than 60 years of age,^{48, 53} which we discuss for KQ 5 (subgroups).

Most studies lasted from 6 to 12 weeks. Efficacy measures included HAM-D, HAM-A, MADRS, CGI-S, CGI-I, Covi Anxiety Scale, and others. Overall, these studies did not indicate substantial differences in outcome measures between fluoxetine and paroxetine. The largest study was a Canadian RCT ($n=203$) with a study duration of 12 weeks.⁴⁹ At study endpoint, fluoxetine (20-80 mg/day) and paroxetine (20-50 mg/day) presented similar response (68 percent vs. 67 percent; $P=0.93$) and remission rates (59 percent vs. 58 percent; $P=0.84$).

One study was conducted in an inpatient population.⁵⁴ Results were consistent with findings of the other studies.

We conducted a meta-analysis of five studies using HAM-D scores at the end of followup,^{49-52, 55} i.e., we excluded the three studies that did not report data on HAM-D or had been conducted in elderly populations.^{48, 53, 54, 82} We defined "response" as an improvement of 50 percent or more on the HAM-D. The meta-analysis included 690 patients. The pooled estimate of the random effects model, presented in Figure 6, indicates that fluoxetine and paroxetine do not differ significantly in efficacy (OR, 1.08; 95% CI, 0.79 to 1.47). An effect size meta-analysis (Figure 7) also did not detect a statistically significant difference between fluoxetine and paroxetine (0.52; 95% CI, -0.42 to +1.47).

Four studies did not detect differences between fluoxetine and paroxetine in improvement of anxiety in patients with depression (HAM-A, Covi Anxiety Scale).^{49, 51, 52, 55}

Figure 6. Odds ratio meta-analysis of response rates comparing fluoxetine with paroxetine on the HAM-D

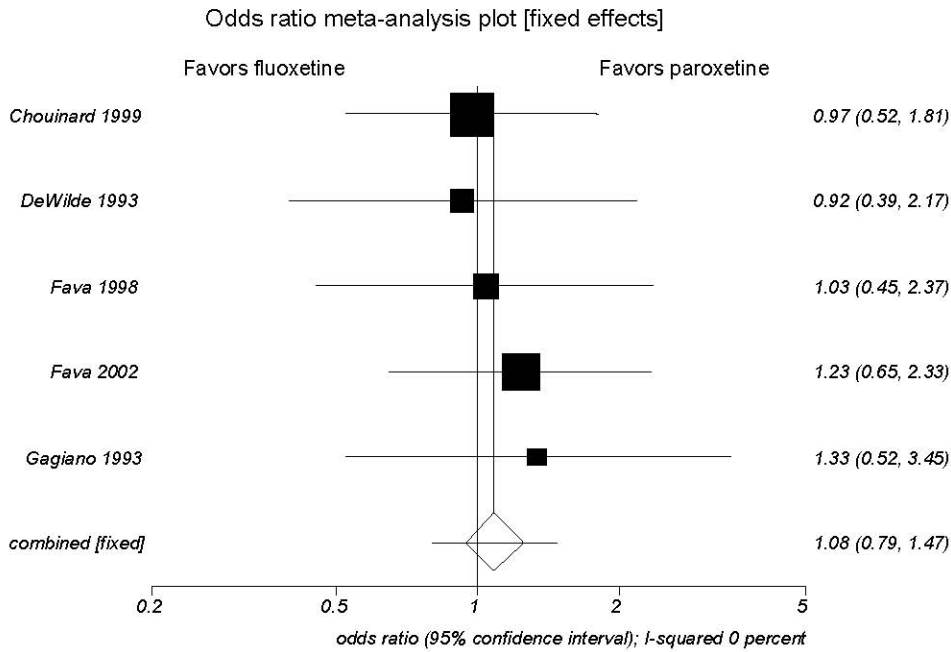
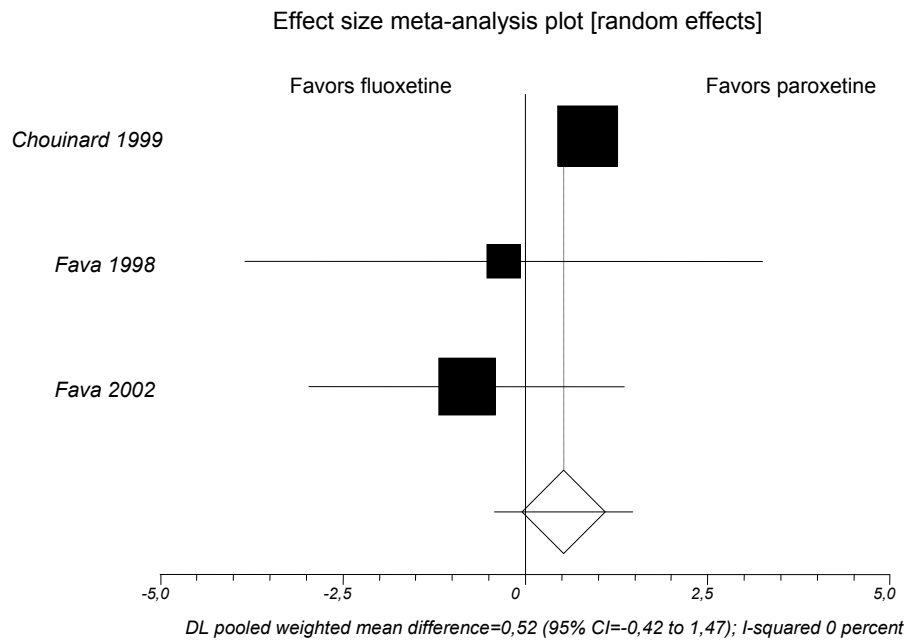


Figure 7. Effect size meta-analysis comparing fluoxetine with paroxetine on the HAM-D



Fluoxetine Versus Sertraline

Seven studies compared fluoxetine with sertraline.^{55-61, 127} The best evidence consisted of one effectiveness⁶⁰ and one efficacy trial⁵⁷ with long periods of followup.

Two multicenter trials in France comparing fluoxetine (20-60 mg/day) and sertraline (50–150 mg/day) were conducted in office settings (private psychiatrists and general physicians [GPs]).^{57, 60} The psychiatrist study⁶⁰ randomized 238 patients for 24 weeks; the GP study⁵⁷ randomized 242 patients for nearly 26 weeks (180 days). The majority of patients had concomitant medical conditions. Both studies assessed quality of life as a secondary outcome measure (Sickness Impact Profile [SIP], Functional Status Questionnaire [FSQ]). Exclusion criteria were less stringent in the GP trial than the psychiatrist trial. Loss to followup was 4.5 percent in the GP trial and 29.8 percent in the psychiatrist trial. In the GP trial, researchers conducted outcome assessments only at day 120 and day 180, but patients could choose to consult the physician at any time. ITT analyses in both studies did not reveal any statistically significant differences in any primary (MADRS, HAM-D, CGI) or secondary (Covi Anxiety Scale, HAD, SIP, Leeds Sleep Evaluation) efficacy measures or in the incidence of adverse events.

The ARTIST (A Randomized Trial Investigating SSRI Treatment) trial was an open-label RCT designed as an effectiveness study and carried out in primary care physician settings over 9 months.¹²⁸ This study did not meet our eligibility criteria because of lack of blinding; we present it because it is one of only a few effectiveness trials. This study enrolled 601 patients at 76 sites. Initial diagnosis for enrollment was not based on diagnostic criteria but rather on the judgment of the treating physician. Criteria-based evaluation classified 74 percent of patients as having MDD, 18 percent dysthymia, and 8 percent minor depression. Patients' treatments could be switched among study drugs or to other antidepressive medications as needed. ITT analysis maintained the original randomization. Outcome measures assessing changes in depression and health-related quality of life measures (work, social, and physical functioning, concentration and memory, and sexual functioning) were administered over the telephone by a blinded third party. Range of dosage and loss to followup were incompletely reported.

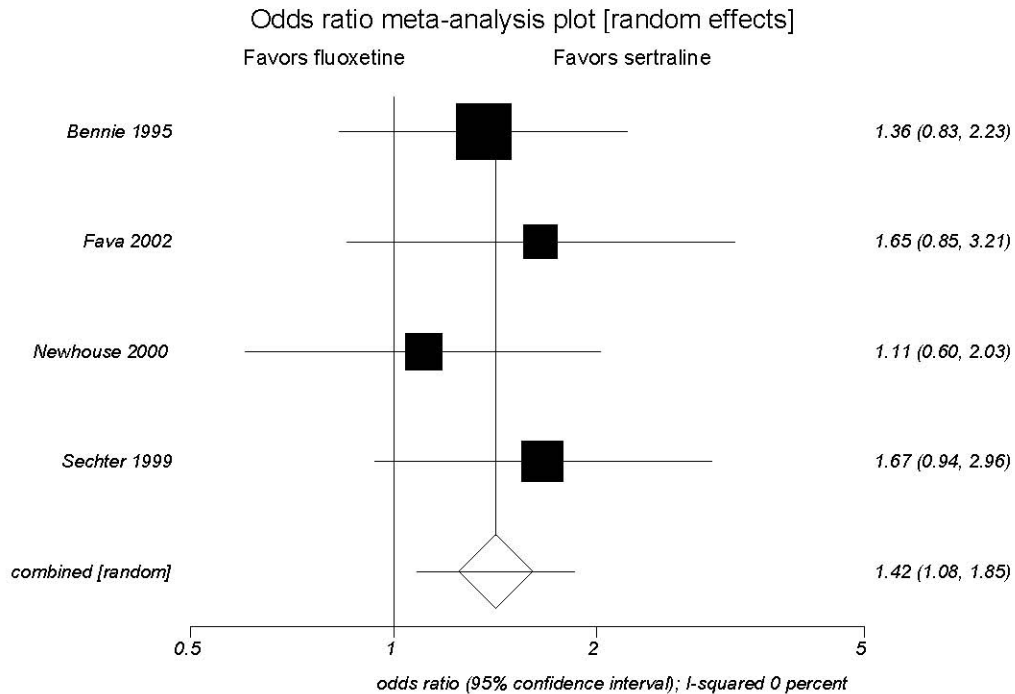
Results of the ARTIST trial did not reveal any significant differences among drugs in any outcome measures at either 3 or 9 months.¹²⁸ Compared with baseline measures, all treatment groups significantly improved during the study. Subgroup analyses did not show different effectiveness for patients with MDD or for those older than 60 years.

Four additional trials did not find any significant differences in primary outcome measures (HAM-D, MADRS, CGI-S).^{55, 56, 58, 59, 61} Studies lasted from 6 weeks to 16 weeks.

One study was conducted in 236 participants older than 60 years.⁵⁸ and will be discussed in more detail in KQ5 (subgroups). Briefly, in this RCT, outcome measures also included quality of life (Q-LES-Q) and cognitive assessments (Shopping List Task [SLT], MMSE, Digital Symbol Substitution Test). Results on these health outcome measures were similar for both drugs.

We conducted two meta-analyses of four studies^{55, 56, 58, 60} comparing the effects of fluoxetine and sertraline at study endpoint. The outcome of the first meta-analysis was the odds ratio of being a responder on the HAM-D (improvement of 50 percent or more) at study endpoint (Figure 8).

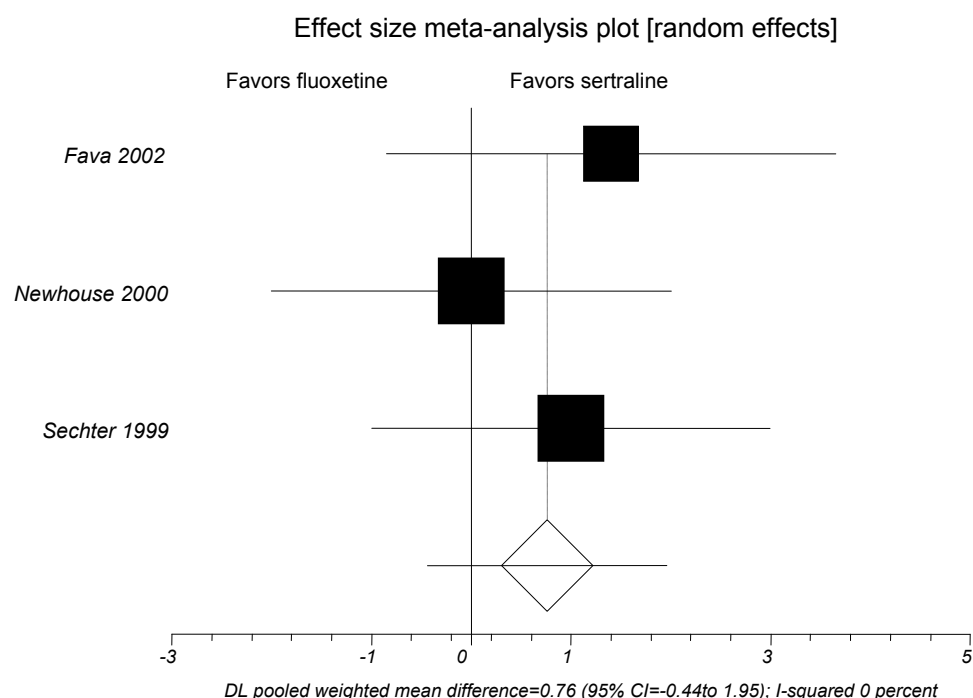
Figure 8. Odds ratio meta-analysis of response rates comparing fluoxetine with sertraline on the HAM-D



Pooled results including 940 patients yielded a statistically significant additional treatment effect for sertraline (OR, 1.42; 95% CI, 1.08 to 1.85). Both random effects and fixed effects models presented similar, statistically significant results. The NNT to gain one additional responder based on the pooled risk difference was 13 (95% CI, 8 to 58).

The second, effect size meta-analysis assessed the pooled difference of points on the HAM-D scale (Figure 9). Because of lack of reported data, we limited the analysis to three studies.^{55, 58, 60} We found no statistically significant difference in points on the HAM-D scale between fluoxetine and sertraline. Relative to fluoxetine, sertraline had an additional treatment effect of a 0.76 point reduction in HAM-D (95% CI, -0.44 to +1.95).

Figure 9. Effect size meta-analysis comparing fluoxetine with sertraline on the HAM-D



Fluvoxamine Versus Paroxetine

Two RCTs, one flexible-dose⁶² and one fixed-dose,⁶³ compared the efficacy and safety of fluvoxamine and paroxetine. The flexible-dose trial was a 7-week RCT comparing the efficacy and safety of fluvoxamine (50–150 mg/day) and paroxetine (20–50 mg/day) in 60 outpatients with MDD.⁶² Loss to followup was 30 percent. Results presented no statistically significant differences on HAM-D, HAM-A, CGI, and HSCL-56. The fixed-dose trial enrolled 105 perimenopausal women with MDD and provided consistent findings with the flexible-dose trial.⁶³ Neither trial assessed response or remission rates.

Fluvoxamine Versus Sertraline

Two 7-week trials compared the depression scores and harms of fluvoxamine (50–150 mg/day) and sertraline (50–200 mg/day).^{64, 65} One trial was conducted in a mixed (84 percent unipolar, 16 percent bipolar depression) inpatient population.⁶⁵ In both trials, efficacy did not differ significantly between treatment groups. Both regimens led to significant improvements in depression scores from baseline (HAM-D, CGI).

Paroxetine Versus Sertraline

Two studies assessed the comparative efficacy of paroxetine and sertraline.^{55, 66} A Swedish RCT compared paroxetine (20–40 mg/day) with sertraline (50–150 mg/day) in a 24-week study involving 353 patients.⁶⁶ Outcome measures included MADRS, CGI, and Battelle Quality of Life Measure (BQOL). LOCF analysis yielded no significant differences in primary outcome measures (MADRS, CGI) at any point in time. Clinically significant improvement occurred over baseline among all quality of life factors. Treatment groups did not differ significantly on BQOL factors. Likewise, the second study yielded similar response rates between paroxetine and sertraline.⁵⁵

Head-to-Head Evidence: SSRIs Versus SSNRIs and SNRIs

Citalopram Versus Mirtazapine

An 8-week European study (n=270) determined the comparative efficacy of citalopram (20–60 mg/day) and mirtazapine (15–60 mg/day) on depression and anxiety symptoms in a mixed inpatient and outpatient population.⁶⁷ At study endpoint, results on efficacy measures (MADRS, HAM-A, CGI-S, Leeds Sleep Evaluation Questionnaire) and a quality of life measure (Q-LES-Q) were similar between treatment groups. Response rates on MADRS reached 88 percent in the citalopram and 85 percent in the mirtazapine group ($P=0.54$). Mirtazapine, however, had a faster onset of action with significantly greater response rates on MADRS, HAM-A, CGI-S, and Q-LES-Q at day 14. Overall discontinuation rates because of adverse events did not differ significantly between the two groups.

Citalopram Versus Venlafaxine

A 6-month European study compared citalopram (10–30 mg/day) with venlafaxine XR (75–150 mg/day) for the treatment of depression in elderly outpatients (mean age 73 years) found no statistical differences in any outcome measures (MADRS, CGI-S, CGI-I) at study endpoint.⁶⁸ We discuss these results in more detail for KQ 5 (subgroups).

Escitalopram Versus Duloxetine

Three RCTs compared the efficacy and safety of escitalopram and duloxetine in 1,257 patients with MDD.⁶⁹⁻⁷¹ Two of these trials were funded by the maker of escitalopram,^{69, 71} the third by the manufacturer of duloxetine.⁷⁰ Two studies compared fixed-dose regimens of escitalopram (10 and 20 mg/day) and duloxetine (60 mg/day).^{70, 71} The third trial assessed the efficacy and safety of a flexible dose escitalopram (10–20 mg/day) treatment with a fixed dose regimen of duloxetine (60 mg/day).⁶⁹ Overall, results rendered similar response and remission rates between patients on escitalopram and duloxetine.

Escitalopram Versus Venlafaxine

Two 8-week trials assessed the comparative effectiveness of escitalopram and venlafaxine XR.^{72, 73} One assigned 293 patients to escitalopram (10–20 mg/day) or venlafaxine XR (75–150 mg/day).⁷³ The groups did not differ significantly in response (escitalopram, 77.4 percent; venlafaxine XR, 79.6 percent; $P=NR$) or remission (escitalopram, 69.9 percent; venlafaxine XR, 69.7 percent; $P=NR$). Survival analysis of the ITT population indicated that escitalopram-treated patients achieved sustained remission 6.6 days earlier than patients on venlafaxine XR ($P<0.01$).

The second trial also reported that no statistically significant differences were apparent between escitalopram (20 mg/day) and venlafaxine XR (225 mg/day) in response (61 percent vs. 48 percent; $P=NR$) and remission rates.⁷²

Fluoxetine Versus Duloxetine

An 8-week RCT assigned 173 patients to duloxetine (40–120 mg/day), fluoxetine (20 mg/day), or placebo.⁷⁴ Results revealed no statistically significant differences between fluoxetine and duloxetine in response rates (45 percent vs. 49 percent; $P=0.39$). Remission rates at study endpoint favored duloxetine but did not reach statistical significance (43 percent vs. 30 percent; $P=0.82$). However, the fixed-dose design for fluoxetine but not for duloxetine introduces equivalency issues and reduces the validity of this direct comparison.

Fluoxetine Versus Mirtazapine

Three trials compared the efficacy of fluoxetine and mirtazapine.⁷⁵⁻⁷⁷ Two studies enrolled either exclusively⁷⁶ or a large percentage⁷⁷ of inpatients and outpatients with severe depression (HAM-D>25). In both of these trials, treatments did not differ on any efficacy measures (MADRS, HAM-D, CGI) or quality of life measures (Q-LES-Q) at endpoint (6 and 8 weeks). Both trials reported a faster onset of mirtazapine but no differences in remission rates at endpoint. These findings are consistent with results from the third study, which was conducted in Taiwanese outpatients with moderate depression.⁷⁵

In all three studies, patients treated with mirtazapine gained weight; by contrast, those treated with fluoxetine lost weight. In two studies, the differences reached statistical significance.^{76, 77} In one trial, 10.3 percent of patients in the mirtazapine group experienced an increase in body weight of more than 7 percent from baseline as did 0.9 percent of patients on fluoxetine.⁷⁶

Fluoxetine Versus Venlafaxine

Nine studies compared the efficacy of fluoxetine to venlafaxine.⁷⁸⁻⁸⁶ One study was conducted in inpatient populations.⁸⁵ One trial was conducted in outpatients with concomitant anxiety (minimum score of 8 on Covi Anxiety Scale).⁸⁰ The studies lasted from 6 weeks to 12 weeks. Except in one study,⁸⁶ results consistently presented greater efficacy of venlafaxine than fluoxetine; in three studies, this difference reached statistical significance.^{78, 80, 81}

We conducted a meta-analysis of seven studies comparing fluoxetine with venlafaxine,^{78, 80-85} all supported by the manufacturer of venlafaxine. The main outcome measure was the odds ratio of being a responder on the HAM-D scale at study endpoint.

Results (Figure 10), based on 1,197 patients, reflect higher response rates of venlafaxine than fluoxetine (OR, 1.47; 95% CI, 1.16 to 1.86). A meta-analysis of changes on the HAM-D rendered a significantly greater reduction of points for venlafaxine than fluoxetine.

These findings are consistent with results of a meta-analysis reported by Smith et al.¹²⁹ Compared with fluoxetine, venlafaxine yielded a modest but significantly greater standardized effect size (-0.14; 95% CI, -0.22 to -0.06) and a significantly greater odds ratio for remission (OR, 1.42; 95% CI, 1.17 to 1.73). The odds ratio for response was numerically greater for venlafaxine but not statistically significant (OR, 1.17; 95% CI, 0.99 to 1.38).

Paroxetine Versus Duloxetine

Three 8-week, fixed-dose trials assessed the comparative efficacy of duloxetine (60, 80, and 120 mg/day) and paroxetine (20 mg/day).⁸⁷⁻⁸⁹ In all three trials, efficacy outcomes were similar for duloxetine and paroxetine regimens, although dosages were not always equivalent. In the largest study (n=478), 60 percent of patients on duloxetine (60 mg/day) achieved response and 49 percent remission as did 65 percent and 50 percent, respectively, of patients on paroxetine.⁸⁹

We pooled response rates on the HAM-D from low-dose paroxetine (20 mg/day) and low-dose duloxetine arms (60 and 80 mg/day) (Figure 11). Results indicate that the two drugs have similar efficacy (OR, 0.84; 95% CI, 0.63 to 1.12). Data were too heterogeneous to achieve a meaningful pooled estimate of the mean change of scores on the HAM-D (I^2 , 99 percent).

Figure 10. Odds ratio meta-analysis of response rates comparing fluoxetine with venlafaxine on the HAM-D

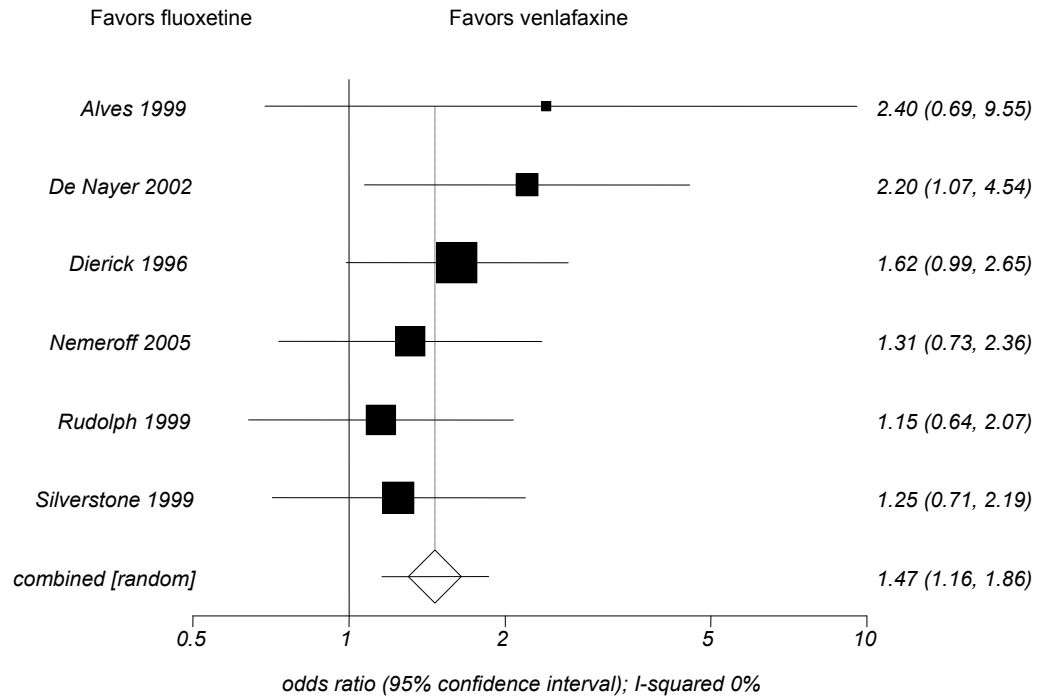
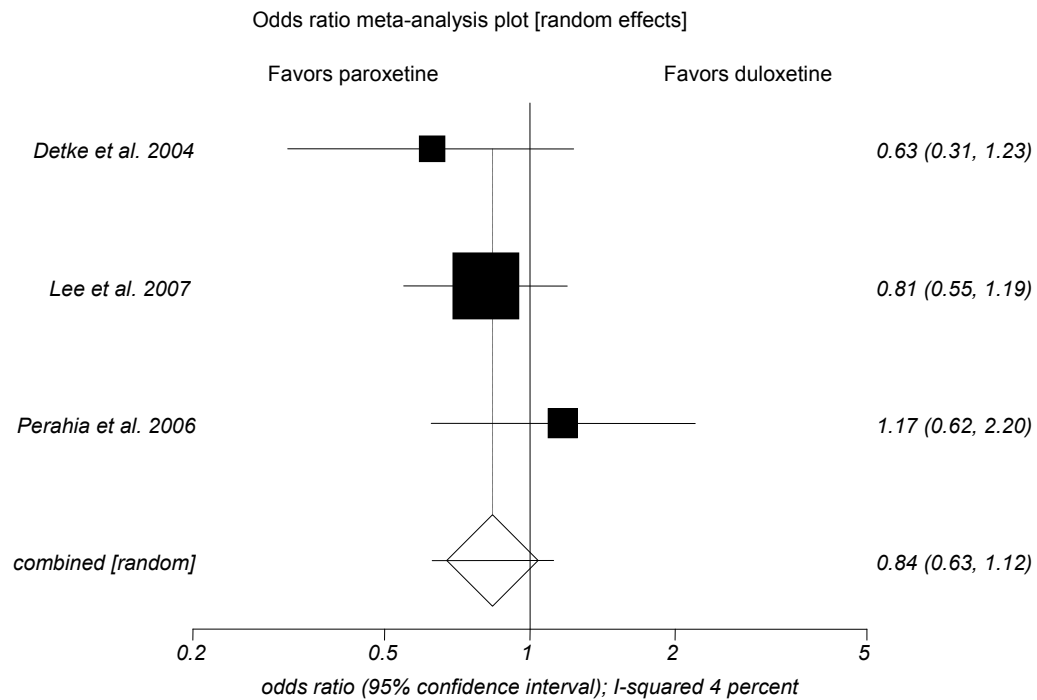


Figure 11. Odds ratio meta-analysis of response rates comparing paroxetine with duloxetine on the HAM-D



Paroxetine Versus Mirtazapine

Three trials assessed the efficacy of paroxetine (20–40 mg/day) and mirtazapine (15–45 mg/day).⁹⁰⁻⁹² One study among depressed patients 65 years or older⁹² is discussed in more detail for KQ 5.

In all three trials, paroxetine and mirtazapine were equally effective in reducing HAM-D and MADRS scores at the endpoint. Mirtazapine led to a faster response in two trials.^{90, 92} For example, in a German study, 23.2 percent of mirtazapine-treated patients and 8.9 percent of paroxetine-treated patients responded to the treatment at week 1 ($P<0.002$).⁹⁰ A Kaplan-Meier analysis in the other trial also showed a significantly faster time to response for mirtazapine than for paroxetine (mean 26 days vs. mean 40 days; $P=0.016$).⁹² The NNT to yield one additional patient responding with mirtazapine at weeks 1 or 2 is seven. No significant difference in response rates on the CGI scale was noted. All three trials reported weight gain in significantly more patients treated with mirtazapine than with paroxetine ($P<0.05$).

Paroxetine Versus Venlafaxine

Three studies compared paroxetine with venlafaxine.⁹³⁻⁹⁵ A Spanish study compared the effects of paroxetine (20-40 mg/day) with venlafaxine (75–150 mg/day) in outpatients ($n=84$) with either MDD or dysthymia over 24 weeks.⁹³ The majority of patients (88 percent) were female. The percentage of dysthymic patients was not reported, and the authors did not differentiate between dysthymia and mild or moderate depression. Loss to followup was 32 percent, with a substantially higher loss to followup in the venlafaxine group (39 percent vs. 26 percent). Response and remission rates favored venlafaxine at all time points. The difference in remission rates reached statistical significance at week 12 (57 percent vs. 33 percent; $P=0.011$). ITT analysis yielded no significant differences between treatment groups on any primary outcome measures (HAM-D, MADRS, CGI) at 24 weeks.

A British fixed-dose trial lasting 12 weeks randomized 361 mainly moderately ill patients (based on CGI severity score) treated in 43 general practices to either paroxetine (20 mg/day) or venlafaxine XR (75 mg/day).⁹⁴ Study groups did not differ significantly in efficacy measures, quality of life scores, or adverse events.

Similarly, a trial comparing extended-release formulations of paroxetine and venlafaxine (paroxetine CR 75 mg/day; venlafaxine XR 375 mg/day) yielded similar treatment effects between the two medications.⁹⁵

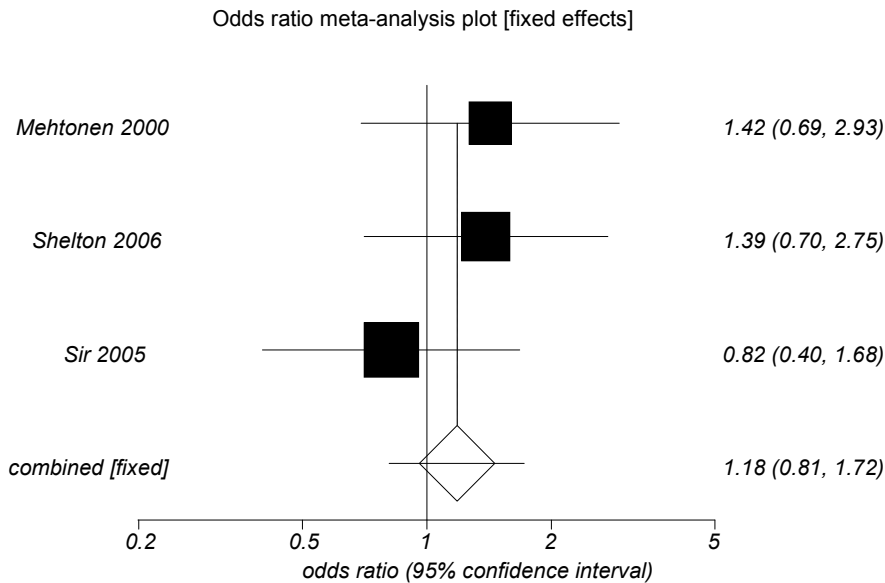
Sertraline Versus Mirtazapine

One European study examined the onset of efficacy of sertraline (50-150 mg/day) compared with that of mirtazapine (30-45 mg/day) in 346 outpatients.⁹⁶ Onset of action was faster for the mirtazapine group than for the sertraline group on HAM-D and MADRS. Significantly more patients achieved response and remission on mirtazapine than on sertraline after the first 2 weeks (data not reported in the article; $P<0.05$) No significant difference could be detected at endpoint. Subgroup analysis in patients with severe depression ($\text{HAM-D}>25$) led to similar findings. A significantly higher number of patients withdrew because of adverse events in the mirtazapine group (12.5 percent vs. 3 percent; $P=\text{NR}$), and significantly more patients on mirtazapine than on sertraline had an increase in body weight of more than 7 percent (14.6 percent vs. 0 percent; $P=0.01$).

Sertraline Versus Venlafaxine

Three 8-week trials, two rated good^{97, 99} and one rated fair,⁹⁸ compared sertraline with venlafaxine or venlafaxine XR;⁹⁸ all three studies were funded by the makers of venlafaxine. In a Scandinavian study (n=147), venlafaxine (75–150 mg/day) was significantly more efficacious than sertraline (50–100 mg/day) with respect to remissions achieved on the HAM-D (68 percent vs. 45 percent; $P=0.008$).⁹⁷ We pooled response rates of these three studies on the HAM-D rating scale for 470 patients (Figure 12); fluoxetine and venlafaxine had similar treatment effects (OR, 1.18; 95% CI, 0.81 to 1.72).

Figure 12. Odds ratio meta-analysis of response rates comparing sertraline with venlafaxine on the HAM-D



Head-to-Head Evidence: SSRIs Versus Other Second-Generation Antidepressants

Fluoxetine Versus Bupropion

Two trials compared the efficacy and harms of fluoxetine and bupropion.^{100, 101} Both trials reported similar response rates at endpoint; efficacy measures (changes of HAM-D, HAM-A, CGI-S, CGI-I scores) did not differ significantly. In the larger trial (n=456), bupropion SR (150–400 mg/day) treatment yielded a higher rate than fluoxetine (20–60 mg/day) of patients achieving remission, but this difference was not significant (47 percent vs. 40 percent; $P=NR$).¹⁰⁰ From week 1 until endpoint (week 8), significantly more patients on fluoxetine than on bupropion SR were dissatisfied with their overall sexual function (data not reported; $P<0.05$).

Fluoxetine Versus Nefazodone

One trial (n=44) compared the efficacy of fluoxetine (20 mg/day) and nefazodone (400 mg/day) in patients with MDD and insomnia.¹⁰² After 8 weeks both groups had similar reductions in HAM-D scores. Authors did not report on response or remission rates. A pooled data analysis that did not meet our eligibility criteria combined results of this trial with two other

trials with identical protocols.¹³⁰ Fluoxetine and nefazodone were similarly efficacious in producing response on the HAM-D scale (45 percent vs. 47 percent; $P=NR$).

Fluoxetine Versus Trazodone

Two 6-week trials compared the efficacy and harms of fluoxetine (20-60 mg/day) and trazodone (50-400 mg/day).^{103, 104} The groups did not differ significantly in any outcome measures (HAM-D, CGI-I, CGI-S, PGI-I). Remission rates in the larger study ($n=126$), however, favored fluoxetine over trazodone at study endpoint (51 percent vs. 42 percent; $P=NR$).¹⁰³ Moreover, significantly fewer patients on fluoxetine than on trazodone experienced sedation or adverse events associated with sedation (22 percent vs. 43 percent; $P=0.11$)

Paroxetine Versus Bupropion

A 6-week, flexible-dose RCT compared paroxetine (20–40 mg/day) with bupropion SR (150-300 mg/day).¹⁰⁵ The main objectives of the study were to assess comparative efficacy and to evaluate sexual functioning. Response rates on HAM-D were similar for patients treated with paroxetine or with bupropion SR (52 percent vs. 56 percent; $P=NR$). Men treated with paroxetine reported a greater worsening of sexual functioning than men on bupropion SR. Sexual functioning did not appear to differ for women.

A second RCT examined the efficacy of paroxetine (10–40 mg/day) and bupropion SR (100-300 mg/day) in 100 outpatients ages 60 years or older (range 60–88 years) over 6 weeks;¹⁰⁶ it is discussed in more detail in KQ5 (subgroups). Briefly, relative to baseline, both groups significantly improved in all outcome measures (HAM-D, HAM-A, CGI-I, CGI-S), but the treatment groups did not differ significantly. Response rates were similar in both groups (paroxetine, 77 percent; bupropion SR, 71 percent; $P=NR$).

Paroxetine Versus Nefazodone

Two studies determined the comparative efficacy of paroxetine and nefazodone on depression and sleep improvement.^{107, 108} The larger trial enrolled 206 moderately depressed patients to an 8-week, acute-phase trial comparing nefazodone (200–600 mg/day) with paroxetine (20–40 mg/day).¹⁰⁷ Both groups showed significant improvements from baseline HAM-A, HAM-D, and MADRS scores. Response rates were similar for paroxetine and nefazodone (60 percent vs. 58 percent; $P=NR$). The second trial provided similar results for the comparative antidepressive efficacy.¹⁰⁸ Nefazodone, however, led to significantly greater improvements than paroxetine in objective sleep measures.

Paroxetine Versus Trazodone

A European study compared paroxetine (20–40 mg/day) with trazodone (150–400 mg/day) in 108 outpatients with MDD.¹⁰⁹ Study duration was 6 weeks. No differences in any efficacy outcome measures could be detected (HAM-D, CGI-S, CGI-I, MADRS). Response rates (91 percent vs. 87 percent; $P=NR$) and remission rates (68 percent vs. 69 percent; $P=NR$) did not differ significantly between paroxetine and trazodone.

Sertraline Versus Bupropion

Three studies compared the efficacy and harms of sertraline and bupropion.¹¹⁰⁻¹¹³ Studies lasted from 8 weeks to 16 weeks. All three studies reported no statistically significant differences

in efficacy on any outcome measure (HAM-D, CGI-I, CGI-S, HAM-A). Response rates in the largest trial (n=364) were 61 percent for sertraline and 66 percent for bupropion SR ($P=NR$).¹¹⁰

In all three studies, patients on sertraline had statistically significantly higher rates of sexual dysfunction than patients on bupropion. Two RCTs assessed the incidence of sexual dysfunction during 8 weeks of treatment with sertraline (50–200 mg/day), bupropion SR (150–400 mg/day), or placebo as primary outcome measures using DSM-IV definitions for sexual dysfunction disorders.^{110, 111} In another study, discontinuation rates because of sexual adverse events were significantly higher in the sertraline group than the bupropion SR group (13.5 percent vs. 3.3 percent, $P=0.004$).¹¹² In addition, in this study some adverse events (nausea, diarrhea, somnolence, sweating) were significantly more common among patients treated with sertraline than among those on bupropion SR ($P<0.05$).

Sertraline Versus Nefazodone

A multicenter European study assessed the efficacy and harms of sertraline (50–200 mg/day) and nefazodone (100–600 mg/day) among 160 outpatients with moderate to severe depression.¹¹⁴ ITT analysis in this 6-week trial did not yield significant differences in efficacy between treatment groups. Response rates were similar between patients treated with sertraline and those treated with nefazodone (57 percent vs. 59 percent; $P=NR$). Additional outcome measures assessed by questionnaire were sexual function and satisfaction under antidepressant treatment. Overall satisfaction with sexual function was significantly higher in the nefazodone group ($P<0.01$). Among men, 67 percent in the sertraline group and 19 percent in the nefazodone group reported difficulty with ejaculation ($P<0.01$). Other adverse events did not differ significantly between the two groups.

Sertraline Versus Trazodone

A 6-week Italian trial (n=122) randomized outpatients with MDD to sertraline (50-100 mg/day) or trazodone prolonged release (150–450 mg/day).¹¹⁵ At study endpoint sertraline and trazodone did not differ significantly in efficacy (HAM-D, MADRS, CGI-I, CGI-S). Overall, response rates were lower for sertraline than trazodone (HAM-D, 63 percent vs. 74 percent; MADRS: 66 percent vs. 78 percent). The mean changes of HAM-D and MADRS scores from baseline, however, were similar for sertraline- and trazodone- treated patients (-11.5 vs. -12.9 and -15.0 vs. -16.5, respectively).

Head-to-Head Evidence: SNRIs Versus SSNRIs or SNRIs

Desvenlafaxine Versus Duloxetine

An 8-week, fixed-dose RCT compared desvenlafaxine 50 and 100 mg/day with duloxetine 60 mg/day in 638 outpatients with MDD.¹¹⁶ At study endpoint no significant differences in efficacy could be detected among treatment arms (HAM-D, MADRS, CGI-I, CGI-S, HAM-A). Overall, response rates were numerically lower for patients on desvenlafaxine 50 mg/day than for patients on desvenlafaxine 100 mg/day or duloxetine 60 mg/day (39 percent vs. 49 percent vs. 47 percent; $P=NR$). Similarly, the percentage of patients on desvenlafaxine 50 mg/day who achieved remission was lower than the figure for patients in the other treatment arms (20 percent vs. 28 percent vs. 29 percent). The differences, however, did not reach statistical significance.

Mirtazapine Versus Venlafaxine

Two European trials compared the efficacy of mirtazapine and venlafaxine.^{117, 118} One 8-week trial evaluated efficacy and harms in hospitalized, severely depressed patients (mean HAM-D 29.3) with melancholic features.¹¹⁸ At study endpoint, no significant differences in any efficacy or quality of life measures were apparent (HAM-D, MADRS, CGI-S, Q-LES-Q, QLDS); however, response rates favored mirtazapine over venlafaxine (62 percent vs. 52 percent; $P=NR$). During the study, significantly fewer patients on mirtazapine than on venlafaxine dropped out because of adverse events (5.1 percent vs. 15.3 percent; $P=0.037$). Mirtazapine led to weight gain in significantly more patients than did venlafaxine (10.3 percent vs. 5.1 percent; $P<0.05$). Venlafaxine had significantly lower rates of constipation (17.1 percent vs. 31.1 percent; $P=0.056$) and sweating (15.8 percent vs. 35.1 percent; $P\leq 0.05$) than venlafaxine.

The other study enrolled 242 outpatients treated at private practices in Germany.¹¹⁷ Like the trial described above, mirtazapine ODT (orally disintegrated tablets; 45 mg/day) had a faster onset of action than venlafaxine XR (225mg/day). At day 8, 19.7 percent of patients on mirtazapine and 6.1 percent of patients on venlafaxine XR ($P=0.002$) had responded to treatment. At study endpoint, mirtazapine and venlafaxine XR did not differ significantly in efficacy measures (data not reported).

Venlafaxine Versus Duloxetine

A pooled data analysis of two RCTs that have not been published individually provides the only available head-to-head evidence comparing venlafaxine with duloxetine;¹³¹ both RCTs were funded by the makers of duloxetine. This study did not meet our eligibility criteria; however, because it is the only available direct evidence on the comparative efficacy of venlafaxine and duloxetine, we briefly summarize its results.

The two RCTs used a 6-week fixed-dose period comparing venlafaxine XR (150 mg/day) with duloxetine (60 mg/day) followed by a 6-week flexible dose period in 667 patients with MDD. Overall, response rates (69.1 percent vs. 62.6 percent) and remission rates (50.3 vs. 48.1 percent) did not differ significantly between the two groups. Discontinuation rates, however, were significantly lower in the venlafaxine group than in the duloxetine group (25 percent vs. 35 percent; $P=0.006$).

Head-to-Head Evidence: SNRIs Versus Other Second-Generation Antidepressants

Mirtazapine Versus Trazodone

Two studies compared mirtazapine with trazodone in patients with MDD.^{119, 120} One trial was conducted in depressed patients 55 years of age and older;¹¹⁹ the other was done in hospitalized patients with MDD.¹²⁰ Efficacy measures in both trials favored mirtazapine, but differences did not reach statistical significance. In the hospitalized patients, response rates at endpoint were 61 percent for mirtazapine and 51 percent for trazodone ($P=NR$).¹²⁰

Venlafaxine Versus Bupropion

Two 8-week RCTs compared the efficacy and safety of venlafaxine XR and bupropion XR.^{121, 122} Both studies were flexible-dose trials treating patients with venlafaxine XR (75–150 mg/day), bupropion XR (150–300 mg/day), or placebo. After 8 weeks of treatment, response and

remission rates for patients treated with venlafaxine XR or bupropion XR were similar. For example, in one study, MADRS response (65 percent vs. 57 percent; $P=NR$) and remission rates (51 percent vs. 47 percent; $P=NR$) did not differ significantly between patients on venlafaxine XR and bupropion XR. Likewise, no substantial differences in health outcomes (Q-LES-Q-SF, Shehan Disability Scale) were apparent at study endpoint.¹²¹

Venlafaxine Versus Trazodone

A 6-week study enrolled 225 patients to assess efficacy and harms of venlafaxine (150-400 mg/day), trazodone (75-200 mg/day), and placebo.¹²³ Efficacy outcomes (HAM-D, MADRS, CGI-S) did not differ significantly between active treatment groups. Response rates at endpoint, however, favored venlafaxine over trazodone (72 percent vs. 60 percent; $P=NR$). Trazodone led to improvements in sleep disturbance that were statistically significantly superior to those with venlafaxine. Significantly more patients on venlafaxine than on trazodone suffered from nausea (44 percent vs. 19 percent; $P<0.05$); however, trazodone led to a significantly higher rate of dizziness than venlafaxine (36 percent vs. 17 percent; $P<0.05$).

Head-to-Head Evidence: Other Second-Generation Antidepressants Versus Other Second-Generation Antidepressants

Bupropion Versus Trazodone

In a two-center study, 124 outpatients were randomly assigned to bupropion (225–450 mg/day) or trazodone (150–450 mg/day).¹²⁴ Because of a statistically significant treatment-by-center interaction, the article reported results separately for each center. Overall, in both centers, efficacy results did not differ significantly between the two treatment groups.

Mixed Treatment Comparisons

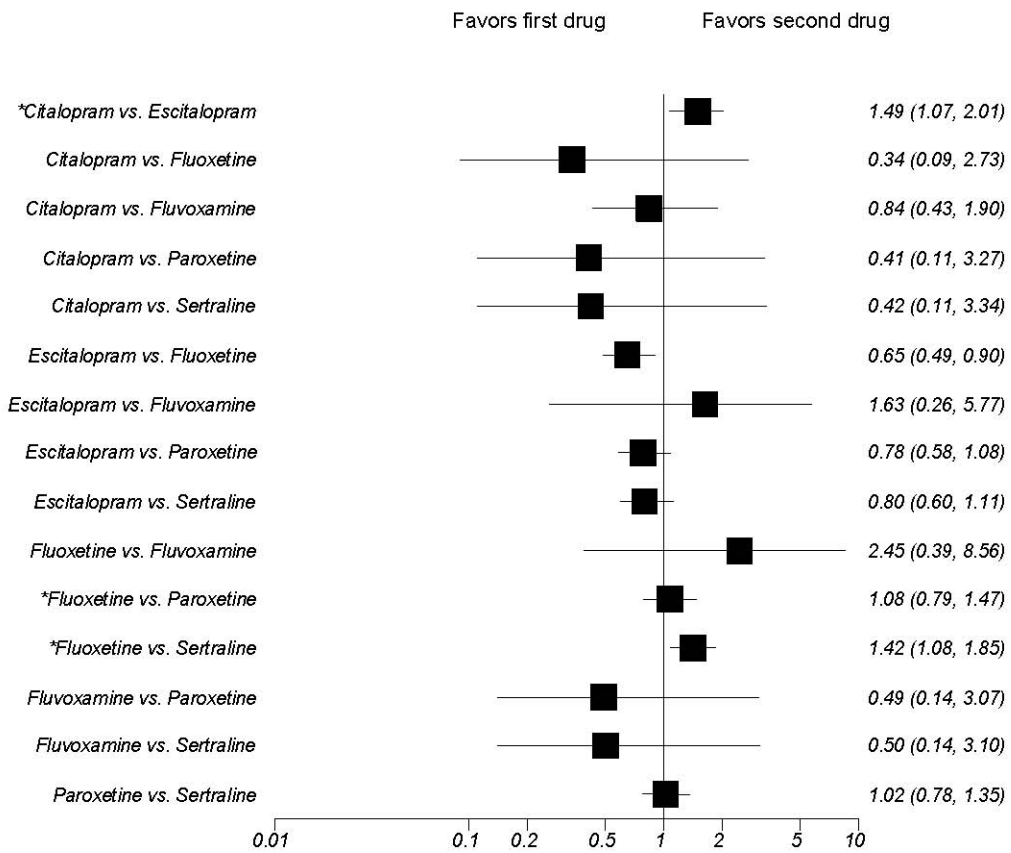
Of 78 possible comparisons, the evidence was sufficient to pool data in meta-analyses for only six comparisons for MDD (those documented in Figures 4 through Figure 12). For the remaining 72 MDD comparisons, we conducted mixed treatment comparisons, as outlined in the Methods chapter. Studies used for the mixed treatment comparisons can be found in Appendix E; those excluded are listed in Appendix B.

We assessed the odds ratio of response to treatment on the HAM-D scale. The majority of comparisons did not reflect statistically significant differences in response rates among compared antidepressants. For those comparisons that reached statistical significance in favor of one drug, differences in treatment effects were small and are likely not to be clinically significant.

In general, findings from mixed treatment comparisons were consistent with available head-to-head studies. Results of direct (denoted by an asterisk) and indirect comparisons are depicted in Figures 13 to 15.

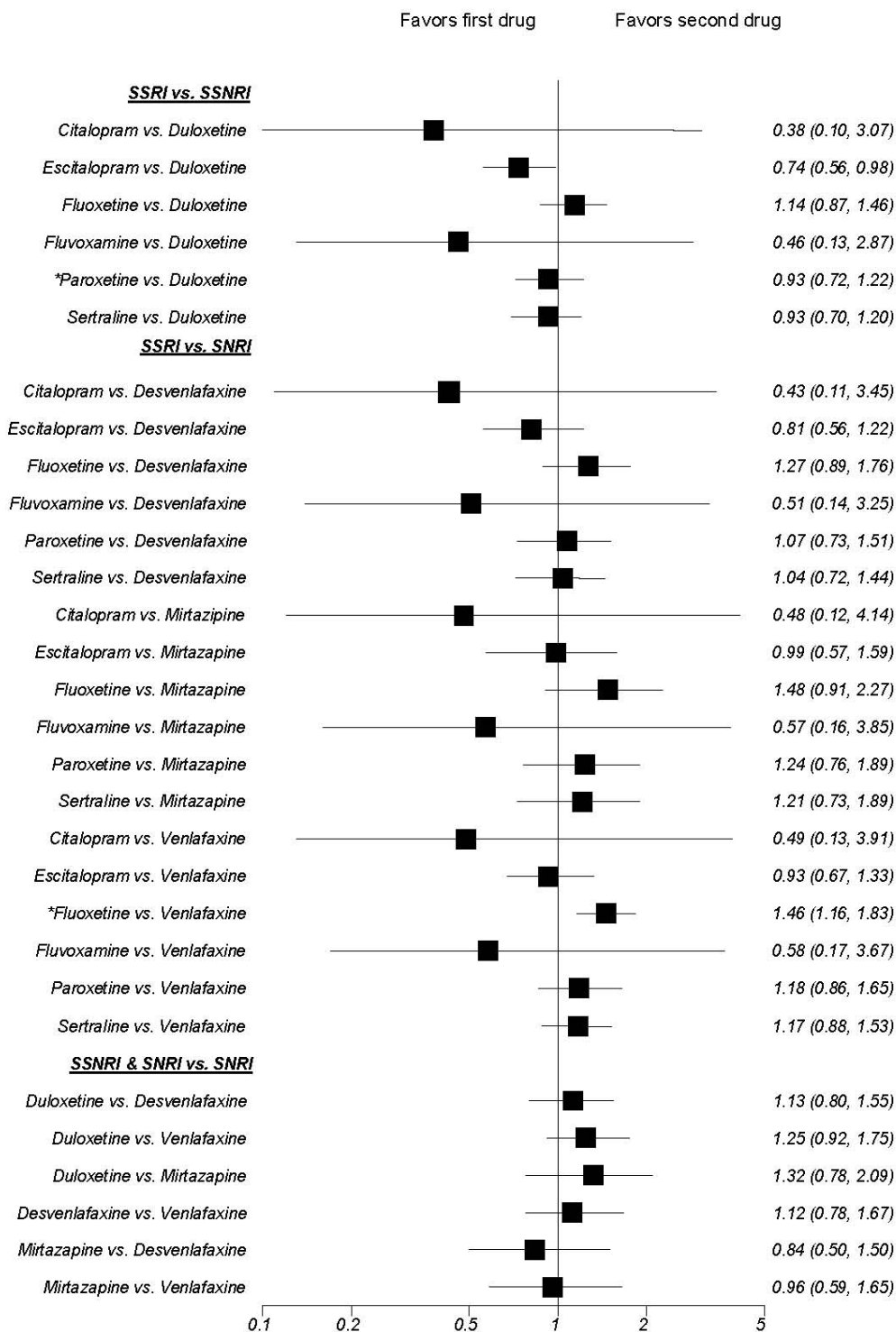
Sensitivity analyses including studies with high risk of bias increased the precision of the estimates and confirmed the overall conclusion that no substantial differences in response rates exist among second-generation antidepressants. In most cases, broadening the body of evidence to all available studies moved the point estimates towards the null.

Figure 13. Odds ratios of response rates comparing SSRI with SSRI



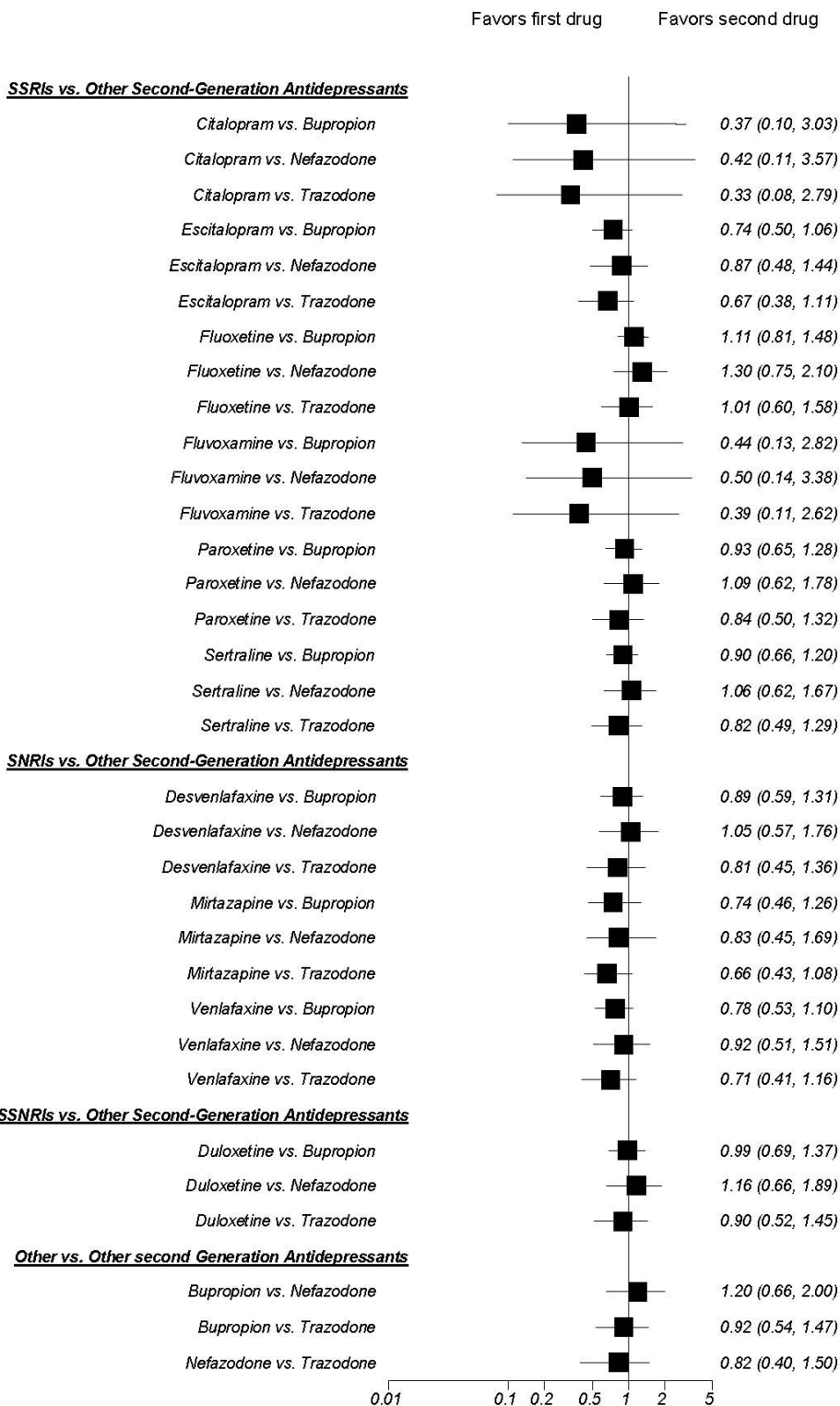
*Based on meta-analysis of head-to-head trials.

Figure 14. Odds ratios of response rates comparing SSRIs and SNRIs with SNRIs and SSNRIs



*Based on meta-analysis of head-to-head trials.

Figure 15. Odds ratios of response rates comparing SSRIs, SNRIs, SSNRIs and other second-generation antidepressants with other second-generation antidepressants



*Based on meta-analysis of head-to-head trials.

Dysthymia: Overview

We did not find any head-to-head trials on patients with dysthymia. Five placebo-controlled trials (Table 21) assessed effectiveness, efficacy, and harms of fluoxetine, paroxetine, and sertraline in populations with dysthymia.^{125, 126, 132-136} Four studies were of fair quality; the fifth was of good quality. Details can be found in the evidence tables in Appendix C.

Table 21. Interventions, numbers of patients, results, and quality ratings of studies in adults with dysthymia

Study	N	Duration	Interventions	Results	Quality Rating
Devanand et al., 2005 ¹³⁶	90	12 weeks	Fluoxetine vs. placebo	No difference in response rates and quality of life	Good
Vanelle et al., 1997 ¹²⁶	111	26 weeks	Fluoxetine vs. placebo	Significantly more responders for fluoxetine	Fair
Barrett et al., 2001 ¹³⁵ Williams et al., 2000 ¹³⁴	656	11 weeks	Paroxetine vs. placebo vs. behavioral therapy	In patients older than 60 years, significantly greater improvement in symptom scores for paroxetine than for placebo; in patients younger than 60 years, no difference	Fair
Thase et al., 1996 ¹³³ Kocsis et al., 1997 ¹³²	412	12 weeks	Sertraline vs. imipramine vs. placebo	Significantly more responders for sertraline than placebo	Fair
Ravindran et al., 2000 ¹²⁵	310	12 weeks	Sertraline vs. placebo	Significantly more responders and remitters for sertraline	Fair

Dysthymia: Key Points

We identified no head-to-head trials in a population with dysthymia. The substantial differences in population characteristics in placebo-controlled trials make the evidence too inconsistent to identify differences between treatments. The strength of evidence is insufficient.

Five placebo-controlled trials (seven articles) provide conflicting evidence on the general efficacy and effectiveness of fluoxetine, paroxetine, and sertraline for the treatment of dysthymia.^{125, 126, 132-136} Specifically:

- Two studies provide mixed evidence about the general efficacy of fluoxetine for the treatment of dysthymia.^{126, 136}
- One effectiveness study did not detect any statistically significant difference between paroxetine and placebo.^{134, 135}
- Two studies indicate that sertraline has a significantly greater efficacy in the treatment of dysthymia than placebo.^{125, 132, 133}

Dysthymia: Detailed Analysis

Head-to-Head Evidence

We identified no head-to-head trials.

Placebo-Controlled Evidence

Fluoxetine Versus Placebo

Two trials evaluated the efficacy of fluoxetine for treating patients with dysthymia over 12 weeks; the studies provide mixed results.^{126, 136} An RCT of good quality examined the efficacy and safety of fluoxetine (20–60 mg/day) in patients 60 years of age and older;¹³⁶ we discuss this trial in more detail for KQ 5 (subgroups). Briefly, ITT analysis indicated that fluoxetine had limited efficacy. Response rates on the HAM-D favored fluoxetine over placebo, but the two groups did not differ significantly (27.3 percent vs. 19.6 percent; $P=0.4$). Likewise, the investigators found no difference in quality of life.

The other trial was conducted in patients 18 years of age and older (mean 43 years).¹²⁶ Significantly more patients on fluoxetine than on placebo were rated as responders (58 percent vs. 36 percent; $P=0.03$). Remission rates favored fluoxetine but did not reach statistical significance (44.4 percent vs. 25.6 percent; $P=0.07$).

Paroxetine Versus Placebo Versus Behavioral Therapy

A large, primary-care-based effectiveness study randomized 656 patients with dysthymia or minor depression to 11 weeks of paroxetine (10–40 mg/day), placebo, or behavioral therapy.^{134, 135} Participants were stratified into patients 60 years of age and older ($n=415$) and patients younger than 60 years of age ($n=241$) for ITT analysis. We discuss the results of the subgroup analysis on older patients in more detail for KQ 5 (subgroups).

Briefly, in patients 60 years or older, paroxetine-treated patients showed a greater change in HSCL-D-20 scores than placebo-treated patients ($P=0.004$).¹³⁴ Effects were similar for patients with dysthymia and minor depression. Among the younger patients, treatment groups did not differ significantly on the HSCL-D-20.¹³⁵ For dysthymia only, the remission rate of patients with at least 4 weeks of treatment was significantly higher in the paroxetine group than in the placebo group (80 percent vs. 44 percent; $P=0.008$). Paroxetine was not more efficacious than placebo in patients with minor depression.

Sertraline Versus Placebo

Two RCTs that assessed the efficacy of sertraline (50–200 mg/day) for the treatment of dysthymia over 12 weeks provided similar results.^{125, 132, 133} In both studies, only patients who had had the diagnosis of dysthymia for more than 5 years were eligible; outcomes included quality of life and measures of functional capacity. Patients on sertraline had significantly greater antidepressant responses than those on placebo (64 percent vs. 44 percent; $P<0.001$ ¹³³ and 52 percent vs. 34 percent; $P=0.001$ ¹²⁵). In addition, sertraline was more efficacious than placebo on psychosocial and quality of life instruments (Global Assessment of Functioning Scale, Social Adjustment Scale [SAD], Quality of Life Enjoyment and Satisfaction Questionnaire [QLSQ], BQOLS).

Subsyndromal Depressive Disorders: Overview

We found no head-to-head RCTs on patients with subsyndromal depressive disorders. The only head-to-head evidence was a nonrandomized, single-blinded trial comparing citalopram with sertraline.¹³⁷ Because of the lack of head-to-head evidence, we briefly summarize this study, although it did not meet eligibility criteria. In addition, two placebo-controlled studies assessed

the efficacy and tolerability of fluoxetine¹³⁸ and paroxetine^{134, 135} in patients with subsyndromal depression (Table 22). Details can be found in the evidence tables in Appendix C.

Table 22. Interventions, numbers of patients, results, and quality ratings of studies in adults with subsyndromal depressive disorders

Study	N	Duration	Interventions	Results	Quality Rating
Judd et al., 2004 ¹³⁸	162	12 weeks	Fluoxetine vs. placebo	Greater improvements on depression scales for fluoxetine than for placebo; no difference in psychosocial outcomes	Fair
Barrett et al., 2001 ¹³⁵ Williams et al., 2000 ¹³⁴	656	11 weeks	Paroxetine vs. placebo vs. behavioral therapy	In patients older than 60 years, significantly greater improvement in symptom scores for paroxetine than for placebo; in patients younger than 60 years, no difference	Fair

Subsyndromal Depressive Disorders: Key Points

We identified no head-to-head RCTs in a population with subsyndromal depression. A nonrandomized, open-label trial did not detect any differences in efficacy between citalopram and sertraline.¹³⁷

In placebo-controlled trials, differences in population characteristics make the evidence insufficient to identify differences between treatments.^{134, 135, 138} In one effectiveness study in a primary care setting, effectiveness did not differ significantly between paroxetine and placebo for the treatment of minor depression.^{134, 135} The strength of evidence is insufficient.

Subsyndromal Depressive Disorders: Detailed Analysis

Head-to-Head Evidence

We did not find any head-to-head RCTs. A nonrandomized, single-blinded trial (n=138) lasting 1 year assessed the comparative efficacy and safety of citalopram and sertraline in patients with late-life minor depression or other subsyndromal depressive disorders.¹³⁷ Overall, both treatments improved depressive symptoms but the groups did not differ significantly at any time point. At the end of the study, remission was achieved by 53 percent of patients on citalopram and 42 percent on sertraline ($P=0.25$). Likewise, no differences in psychosocial functioning emerged.

Placebo-Controlled Evidence

Two studies were conducted in populations with minor depression.

Fluoxetine Versus Placebo

A 12-week trial (n=162) evaluated the efficacy of fluoxetine in patients with minor depression.¹³⁸ Improvements on depression scales (HAM-D, Beck Depression Inventory [BDI], IDS-C) were statistically significantly greater for patients receiving fluoxetine than for those receiving placebo. Likewise, the overall severity of illness (CGI-S) improved statistically significantly more in the fluoxetine than in the placebo group ($P=0.002$). No significant differences could be detected in psychosocial outcomes.

Paroxetine Versus Placebo

A large primary-care-based effectiveness study randomized 656 patients with dysthymia or minor depression to 11 weeks of paroxetine (10-40 mg/day), placebo, or behavioral therapy.^{134, 135} Participants were stratified into patients 60 years and older (n=415) and patients younger than 60 years (n=241) for ITT analysis.

In the 60 or older subgroup, patients receiving paroxetine showed a greater change in HSCL-D-20 scores than those receiving placebo ($P=0.004$), but those on paroxetine did not demonstrate more change than patients on behavioral therapy ($P=0.17$).¹³⁴ Effects were similar for patients with dysthymia and minor depression. Paroxetine was not more efficacious than placebo in patients with minor depression in the younger subgroup.¹³⁵

Key Question 1b: Response to Antidepressant Agents After Successful Response in the Past

We did not find any evidence that answered this Key Question.

Key Question 1c: Differences in Efficacy and Effectiveness between Immediate- and Extended-Release Formulations

Efficacy of Immediate- Versus Extended-Release Formulations: Overview

We found five head-to-head trials that investigated the comparative efficacy of daily versus weekly dosing (Table 23) and immediate- versus extended-release formulations (Table 24).¹³⁹⁻¹⁴³ Two of these trials compared fluoxetine daily with fluoxetine weekly;^{139, 140} two good-quality trials assessed paroxetine IR (immediate-release) versus paroxetine CR (controlled-release);^{141, 142} and one trial compared venlafaxine IR with venlafaxine XR (extended release).¹⁴³ We could not find any studies on other medications, such as bupropion or fluvoxamine, that are available as both immediate- and extended-release formulations.

Table 23. Interventions, numbers of patients, results, and quality ratings of studies comparing daily with weekly fluoxetine regimens during continuation treatment

Study	N	Duration	Comparison and Dose (mg/day)	Relapse (percent) and Significance Level ^a	Remission (percent) and Significance Level ^a	Quality Rating
Burke et al., 2001 ¹³⁹	70	7 weeks	Fluoxetine 20 Fluoxetine 60 weekly Placebo	NR	NR	Fair
Schmidt et al., 2000 ¹⁴⁰	501	25 weeks	Fluoxetine 20 Fluoxetine 90 weekly placebo	26 vs. 37	NR	Fair

mg/d = milligram per day; NR = not reported; vs. = versus

Note: Drug names not otherwise specified refer to the immediate-release formulations; extended-release formulation are indicated as CR, XL, or XR.

^aResponse and remission (as defined by authors of individual studies) are measured on the Hamilton Depression Rating Scale (HAM-D) or indicated otherwise.

Table 24. Interventions, numbers of patients, results, and quality ratings of studies comparing immediate- with extended-release formulations

Study	N	Duration	Comparison and Dose (mg/day)	Response (percent) and Significance Level ^a	Remission (percent) and Significance Level ^a	Quality Rating
Golden et al., 2002 ¹⁴¹	640	12 weeks	Paroxetine CR 25-62.5 Paroxetine IR 20-50 Placebo	74 vs. 73 vs. 61 <i>P</i> =0.0004 <i>P</i> =0.036	56 vs. 53 vs. 44 <i>P</i> =0.05 vs. placebo	Good
Rapaport et al., 2003 ¹⁴²	319	12 weeks	Paroxetine CR 50 Paroxetine IR 40 Placebo	72 vs. 65 vs. 52 <i>P</i> =0.002 vs. 0.06 vs. placebo	43 vs. 44 vs. 26 <i>P</i> =0.009 vs. 0.01 vs. placebo	Good
Cunningham, 1997 ¹⁴³	278	12 weeks	Venlafaxine XR 75-150 Venlafaxine IR 37.5-150 Placebo	Venlafaxine XR vs. placebo (<i>P</i> =0.01 to <i>P</i> <0.001) Venlafaxine IR vs. placebo (<i>P</i> =0.05) Venlafaxine XR superior to IR (<i>P</i> <0.05)	NR	Fair

mg/d = milligram per day; NR = not reported; ns = not significant; vs. = versus

Note: Drug names not otherwise specified refer to the immediate-release formulations; extended-release formulation are indicated as CR, XL, or XR.

^aResponse and remission (as defined by authors of individual studies) are measured on the Hamilton Depression Rating Scale (HAM-D) or indicated otherwise.

Efficacy of Immediate- Versus Extended-Release Formulations: Key Points

Five head-to-head trials investigated the comparative efficacy of daily versus weekly dosing and immediate- versus extended-release formulations.¹³⁹⁻¹⁴³

Two RCTs reported similar rates of maintenance of response and relapse for patients treated with fluoxetine daily or fluoxetine weekly during the continuation phase of MDD therapy.^{139, 140} The strength of evidence is moderate.

One RCT and a pooled analysis of two identical RCTs did not find any differences in response rates in patients treated with paroxetine IR or paroxetine XR for acute phase MDD.^{141, 142} The strength of evidence is moderate.

One RCT reported higher response rates for patients on venlafaxine XR than venlafaxine IR. The strength of evidence is low.

Efficacy of Immediate- Versus Extended-Release Formulations: Detailed Analysis

Head-to-Head Evidence

Fluoxetine Daily Versus Fluoxetine Weekly

No extended-release formulation of fluoxetine exists. Because of the long elimination half-lives of fluoxetine and its active metabolite norfluoxetine, investigators have explored different dosing regimens for fluoxetine during continuation treatment. Of particular interest has been weekly treatment regimens. Unlike daily treatments, the weekly treatment is administered with an enteric-coated formulation to reduce gastrointestinal adverse events.

Two double-blinded RCTs compared the efficacy of fluoxetine (20 mg/day) with fluoxetine (60 mg/week and 90 mg/week) during the continuation phase of patients with MDD who had responded to 20 mg/day of fluoxetine during the acute-treatment phases. The acute-treatment

periods in both studies were open-label and lasted between 7 and 13 weeks.^{139, 140} Patients who achieved response were randomized to double-blinded continuation treatment with fluoxetine (20 mg/day) or fluoxetine (60 mg/week or 90 mg/week). Treatment durations during the continuation periods were 7 and 25 weeks, respectively.

The larger study randomized 501 patients to fluoxetine (20 mg/day), fluoxetine (90 mg/week), or placebo.¹⁴⁰ After 25 weeks of continuation treatment, 37 percent of patients on weekly fluoxetine weekly and 26 percent of patients on daily fluoxetine experienced a relapse ($P=NR$). Both groups (weekly vs. daily) also exhibited similar changes in CGI-S (1.0 vs. 0.9) and HAM-D (6.6 vs. 6.4) scores. The smaller study also did not detect any statistically significant differences in the main outcome measures (MADRS, Hopkins Symptom Checklist).¹³⁹

Paroxetine IR Versus Paroxetine CR

One double-blinded RCT¹⁴² and a pooled analysis of two identical RCTs¹⁴¹ compared the efficacy and safety of paroxetine IR with paroxetine CR. The RCT enrolled 319 elderly patients with acute MDD, randomizing them to paroxetine IR (up to 40 mg/day), paroxetine CR (up to 50 mg/day), or placebo.¹⁴² The primary outcome measure was the change of HAM-D scores after 12 weeks of treatment. Patients in both active treatment arms had similar changes on the HAM-D (paroxetine IR, -12.3; paroxetine CR, - 12.1). Likewise, response (65 percent vs. 72 percent) and remission rates (44 percent vs. 43 percent) were similar for the two groups.

The other study pooled data ($n=820$) of two identical RCTs conducted in adult outpatients between 18 and 65 years of age who had MDD.¹⁴¹ Patients received treatment with paroxetine IR (20 to 50 mg/day), paroxetine CR (25–62.5 mg/day), or placebo. After 12 weeks of treatment, patients on the IR and CR formulations exhibited similar response rates (73 percent vs. 74 percent) and remission rates (53 percent vs. 56 percent).

Venlafaxine IR Versus Venlafaxine XR

One flexible-dose, placebo-controlled RCT compared the efficacy and safety of twice-daily venlafaxine IR (37.5–150 mg/2x per day) with once-daily venlafaxine XR (75–150 mg/day) in 293 patients with acute-phase MDD.¹⁴³ Primary outcome measures were the HAM-D, the MADRS, and the CGI scales. After 12 weeks of treatment, significantly more patients on venlafaxine XR experienced a response to treatment than patients treated with venlafaxine IR (data not reported; $P<0.05$ for response on HAM-D, MADRS, and CGI).

Key Question 2: Efficacy or Effectiveness for Maintaining Remission or for Treating Patients With Unresponsive or Recurrent Disease

This section deals with two key aspects of treating patients with major depressive disorder (MDD). KQ 2a addresses maintaining remissions and preventing relapses or recurrences for patients who have responded to antidepressant treatment; KQ 2b focuses on addressing ongoing depressive disease for those who have not responded to such therapy or who have experienced relapses or new episodes. For patients who have responded, two subquestions are important: the efficacy or effectiveness of (1) continuing the initial (existing) medication or (2) switching to a different one (KQ 2a). For patients who have not responded, the issues focus on using different antidepressants (KQ 2b).

For purposes of exposition in this section, we use the phrase “maintaining remission” to encompass preventing relapse or recurrence; we also use the phrase “achieving response” to encompass treating patients who have not responded in an acute phase of disease or who have experienced a relapse or recurrence. Detailed information on all trials reviewed for KQ 2 can be found in the evidence tables in Appendix C.

Maintaining Remission: Overview

Continuing Initial Medications

In all, we had 38 trials relating to KQ 2a about continuing existing medications (Table 25). We also identified two additional systematic reviews and meta-analyses, but we did not formally assess them because their component trials were already included in our work.^{144, 145} Seven head-to-head studies (eight articles) compared the efficacy of one second-generation antidepressant with another for preventing relapse or recurrence.^{44, 61, 123, 146-150} Comparisons included escitalopram versus desvenlafaxine,¹⁴⁸ escitalopram versus paroxetine,⁴⁴ fluoxetine versus sertraline,⁶¹ fluoxetine versus venlafaxine,^{149, 150} fluvoxamine versus sertraline,^{146, 147} and trazodone versus venlafaxine.¹²³

Another 31 RCTs^{140, 149, 151-187} provide additional placebo-controlled evidence to support the general efficacy of bupropion, citalopram, duloxetine, escitalopram, fluoxetine, fluvoxamine, mirtazapine, nefazodone, paroxetine, sertraline, trazodone, and venlafaxine for maintaining remission in patients with depressive disorders (Table 26).

Using the disease treatment framework depicted in Figure 1 of the Introduction chapter, we characterized studies that assessed continuation treatment of patients who had responded or remitted with acute-phase treatment as relapse-prevention studies. Relapse-prevention studies typically included an open-label, acute-phase treatment and a double-blind, randomized, placebo-controlled continuation-phase treatment. The duration of continuation treatment in these trials ranged from 14 weeks to 72 weeks.

We further denoted studies that assessed maintenance treatment among patients who had remained in remission following acute and continuation treatment as recurrence-prevention studies. These studies usually included an open-label acute phase, then an open-label continuation phase for acute-phase responders, followed by a randomized, double-blind, placebo-controlled maintenance phase for patients who had not relapsed. The maintenance phase in these trials lasted from 36 weeks to 100 weeks.

Investigators generally determined the initial inclusion of patients on a criteria-based diagnosis (e.g., DSM-III-R, DSM-IV) and a predefined cutoff point of a universally used depression scale (e.g., HAM-D \geq 18 or MADRS \geq 19). Subsequent inclusion criteria varied. Some trials randomized patients who had demonstrated a clinically significant response to open-label treatment (e.g., \geq 50 percent improvement from baseline on the HAM-D or MADRS). Others used a predefined cutoff point on a depression scale to identify and randomize those who were in remission (e.g., HAM-D \leq 9, MADRS \leq 12, CGI-I \leq 2). Most studies assessed relapse or recurrence using a predefined cutoff point on a depression rating scale (e.g., HAM-D $>$ 18, MADRS $>$ 19, CGI-S \geq 4), but the specific cutoff point varied widely.

Table 25. Number of head-to-head trials and placebo-controlled trials of second-generation antidepressants for preventing relapse, by comparison

Comparison	Number of Studies
Head-to-Head Trials—SSRIs vs. SSRIs:	
Escitalopram vs. paroxetine	1
Fluoxetine vs. sertraline	1
Escitalopram vs. desvenlafaxine	1
Fluoxetine vs. venlafaxine	1
Placebo-Controlled Trials—SSRIs:	
Citalopram vs. placebo	2
Fluoxetine vs. placebo	2
Fluvoxamine vs. placebo	0
Paroxetine vs. placebo	1 ^a
Sertraline vs. placebo	2
Placebo-Controlled Trials—SSNRIs:	
Duloxetine vs. placebo	1
Placebo-Controlled Trials—SNRIs:	
Desvenlafaxine vs. placebo	1
Mirtazapine vs. placebo	1
Venlafaxine vs. placebo	1
Placebo-Controlled Trials—Other Second-Generation Antidepressants:	
Bupropion vs. placebo	1
Nefazodone vs. placebo	1
Trazodone vs. placebo	0

^aOne trial reported continuation-phase and maintenance-phase results.

Table 26. Number of head-to-head trials and placebo-controlled trials of second-generation antidepressants for recurrence of major depressive disorder, by comparison

Comparison	Number of Studies
Head-to-Head Trials—SSRIs vs. SSRIs:	
Fluvoxamine vs. sertraline	1
Head-to-Head Trials—SSRIs vs. SNRIs:	
Fluoxetine vs. venlafaxine	1
Head-to-Head Trials—NRIs v s. Other Second-Generation Antidepressants:	
Venlafaxine vs. trazodone	1
Placebo Controlled Trials—SSRIs:	
Citalopram vs. placebo	2
Fluoxetine vs. placebo	2
Fluvoxamine vs. placebo	1
Paroxetine vs. placebo	3 ^a
Sertraline vs. placebo	4
Placebo Controlled Trials—SSNRIs:	
Duloxetine vs. placebo	1
Desvenlafaxine vs. placebo	0
Mirtazapine vs. placebo	0
Venlafaxine vs. placebo	3 ^b
Placebo Controlled Trials—Other Second-Generation Antidepressants:	
Bupropion vs. placebo	0
Nefazodone vs. placebo	1
Trazodone vs. placebo	1 ^b

^aOne trial reported continuation-phase and maintenance-phase results.

^bIncludes placebo comparison from a head-to-head trial of trazodone and venlafaxine.

Because we rated most of these trials as fair quality (internal validity), we denote quality in this section only for those rated good. Poor-quality studies are not included here; a listing of

these studies can be found in Appendix D. Trial reporting was often incomplete. Most articles did not report their methods of randomization or allocation concealment. Even though investigators frequently used intention-to-treat analysis, few authors reported the overall number of patients lost to followup from randomization to the end of the trial.

Because of heterogeneous study designs and the relatively small number of trials, we did not make indirect comparisons between drugs.

Switching Medications

No trial specifically addressed the efficacy or effectiveness of any second-generation antidepressant for preventing relapse (i.e., continuation phase) or recurrence (i.e., maintenance phase) when a patient had previously responded to one antidepressant and switched to an alternative antidepressant.

Maintaining Remission: Key Points

Continuing Initial Medications

In six head-to-head studies,^{44, 61, 123, 146-150} the overall efficacy for maintaining remission does not differ between escitalopram and desvenlafaxine,¹⁴⁸ escitalopram and paroxetine,⁴⁴ fluoxetine and sertraline,⁶¹ fluoxetine and venlafaxine,¹⁴⁹ fluvoxamine and sertraline,^{146, 147} and trazodone and venlafaxine.¹²³ One naturalistic study provided evidence that rehospitalization rates do not differ between patients continuing fluoxetine versus continuing venlafaxine.¹⁵⁰ We rated the strength of head-to-head evidence as moderate.

We found 14 placebo-controlled relapse-prevention trials that provide consistent efficacy evidence favoring active treatment over placebo.^{140, 151-164, 176} Seventeen placebo-controlled recurrence-prevention trials provide consistent evidence for active treatment over placebo.^{149, 152, 165-175, 177-187} We rated the strength of this evidence as moderate.

Effect sizes generally were similar across drugs in placebo-controlled efficacy trials. This observation is consistent with effect sizes noted in two published meta-analyses of placebo-controlled trials: (1) relapse prevention with venlafaxine (OR, 0.37; 95% CI, 0.27 to 0.51);¹⁴⁵ (2) relapse prevention with second-generation antidepressants (RR, 0.54; 95% CI, 0.46 to 0.62);¹⁴⁴ and (3) recurrence prevention with second-generation antidepressants; (RR, 0.56; 95% CI, 0.48 to 0.66).¹⁴⁴

Switching Medications

As noted, we identified no studies on this point. The strength of evidence in this case is graded insufficient. We do not comment further on this treatment option.

Maintaining Remission: Detailed Analysis

Head-to-Head Evidence on Continuing Initial Medications

Six head-to-head trials^{44, 61, 123, 146-149} and one naturalistic (nonrandomized) study¹⁵⁰ compared one second-generation antidepressant with another for maintaining remission (Table 27). Findings for acute-phase treatment are reported in KQ 1 (above) and not replicated here, although we list acute-phase treatments and duration for context with other studies.

Table 27. Head-to-head studies of maintaining remission (preventing relapse or recurrence)

Study	Phase	Duration (Weeks)	N	Comparison and Dose (mg/day)	Relapse or Recurrence n (%)	Quality Rating	
SSRIs vs SSRIs: Baldwin et al., 2006 ⁴⁴ *	Acute	8	165 156	Escitalopram 10-20 Paroxetine 20-40	NA NA	Fair	
	Continuation	19	109 110	Escitalopram 10-20 Paroxetine 20-40	11 (10) 10 (9) P=NR		
Van Moffaert et al., 1995 ⁶¹	Acute	8	82 83	Fluoxetine 20-40 Sertraline 50-100	NA NA	Fair	
	Continuation	24	56 49	Fluoxetine 20-40 Sertraline 50-100	7 (13) 5 (10) P=NR		
Franchini et al., 1997 ¹⁴⁶ Franchini et al., 2000 ¹⁴⁷	Acute	NR	NR	NR	NA	Fair	
	Continuation	16	NR	NR	NA		
	Maintenance (2 years) ¹⁴⁶	104	32	Fluvoxamine 200-300	6 (19)		P=0.88
			32	Sertraline 100-200	7 (22)		
Maintenance (4 years) ¹⁴⁷	208	25	Fluvoxamine 200-300	5 (20)	P=0.92		
		22	Sertraline 100-200	3 (14)			
SSRIs vs SNRIs: Soares et al., 2010 ¹⁴⁸ *	Acute	8	308 299	Escitalopram 10-20 Desvenlafaxine 100-200	NA NA	Fair	
	Continuation	26	160 137	Escitalopram 10-20 Desvenlafaxine 100-200	32 (20) 25 (18) P=0.70		
Keller et al., 2007 ¹⁴⁹ *	Acute	10	266 781	Fluoxetine 20-60 Venlafaxine XR 75-300	NA NA	Fair	
	Continuation	26	177 499	Fluoxetine 20-60 Venlafaxine XR 75-300	3 (2) 5 (1) P=0.44		
Lin et al., 2008 ¹⁵⁰ * a	Acute	NR	NR NR	Fluoxetine 20-60 Venlafaxine 75-225	NA NA	Fair	
	Continuation	52	80 122	Fluoxetine 20-60 Venlafaxine 75-225	37 (46) 53 (43) P=0.70		
SNRIs vs. Other Second-Generation Antidepressants Cunningham et al., 1994 ¹²³	Acute	6	77	Trazodone 150-400	NA	Fair	
			72	Venlafaxine 75-200	NA		
			76	Placebo	NA		
	Continuation/Maintenance	52	30	Trazodone 150-400	4 (13)		
			37	Venlafaxine 75-200	3 (8) P=NR		
		29	Placebo	4 (14)			

NA = not applicable; NR = not reported; ns = not statistically significant

*New study added during update.

^aAcute treatment was during hospitalization, and relapse outcome was defined by rehospitalization.

SSRIs Versus SSRIs

Escitalopram Versus Paroxetine

One trial compared the acute-phase and continuation-phase efficacy of escitalopram (10–20 mg/day) with paroxetine (20–40 mg/day).⁴⁴ Although this study was designed primarily to assess discontinuation effects during treatment interruption and during tapered withdrawal, it provided data for the 19-week continuation period that followed on an 8-week acute phase. At the end of 27 weeks, response rates were similar for escitalopram and paroxetine (≥50 percent improvement in MADRS total score from baseline [85 percent vs. 79 percent; *P*=NR]). Relapse rates were not explicitly reported, but we calculated them from the sample flow data to be 10 percent and 9 percent, respectively, for escitalopram and paroxetine.

Fluoxetine Versus Sertraline

One trial compared the efficacy of fluoxetine and sertraline for preventing relapse during a 24-week continuation phase.⁶¹ A total of 165 patients with major depression were randomized to

fluoxetine (20–40 mg/day) or sertraline (50–100 mg/day). At 8 weeks, 56 responders (≥ 50 percent reduction in HAM-D or MADRS) in the fluoxetine group and 49 responders in the sertraline group entered the continuation phase, continuing the same dose attained at the end of the acute phase. Relapse rates were similar in the two groups (13 percent and 10 percent, respectively; $P=NR$). This design may be prone to bias and confounding because patients had not been rerandomized at the start of the continuation phase.

Fluvoxamine Versus Sertraline

One Italian trial of 64 patients with recurrent depression compared the efficacy of fluvoxamine and sertraline for maintaining remission over 2 years¹⁴⁶ and 4 years.¹⁴⁷ After at least 4 months of remission with tricyclic antidepressants ($n=49$), SSRIs ($n=4$), monoamine oxidase inhibitors ($n=2$), or combination treatment ($n=9$), investigators randomized patients to fluvoxamine (200–300 mg/day) or sertraline (100–200 mg/day) and followed them for up to 4 years. Recurrence rates (HAM-D >15) for fluvoxamine and sertraline were similar at 2 years (19 percent vs. 22 percent, respectively; $P=0.88$) and 4 years (20 percent vs. 14 percent, respectively; $P=0.92$).

SSRIs Versus SNRIs

Escitalopram Versus Desvenlafaxine

One trial compared escitalopram (10–20 mg/day) with desvenlafaxine (100–200 mg/day) for relapse prevention during 6 months of continuation-phase treatment in postmenopausal women with MDD.¹⁴⁸ At 8 weeks, 160 responders (≥ 50 percent reduction in HAM-D₁₇ total score) in the escitalopram group and 137 responders in the desvenlafaxine group entered the continuation phase, continuing the same dose attained at the end of the acute phase. Relapse rates were similar in the two groups (20 percent and 18 percent, respectively; $P=0.7$).

Fluoxetine Versus Venlafaxine

One trial¹⁴⁹ and a longitudinal naturalistic study¹⁵⁰ assessed continuation-phase treatment comparing fluoxetine with venlafaxine. One trial, the Prevention of Recurrent Episodes of Depression with Venlafaxine for Two Years (PREVENT), randomized patients to double-blind treatment with fluoxetine 20–60 mg/day or venlafaxine ER 75–300 mg/day for 10 weeks; it then allowed patients achieving a response (≥ 50 percent reduction in HAM-D₁₇ or total score ≤ 12) or remission (HAM-D₁₇ ≤ 7) to continue through 6 months of continuation treatment.¹⁴⁹ Continuation-phase response rates (92 percent vs. 90 percent) and remission rates (69 percent vs. 72 percent) were similar for fluoxetine and venlafaxine, respectively. Only 3 fluoxetine-treated patients (2 percent) and 5 venlafaxine-treated patients (1 percent) relapsed during continuation-phase treatment ($P=0.44$).

A naturalistic study compared time to rehospitalization in Chinese patients with major depression who had received acute treatment in an inpatient setting.¹⁵⁰ Patients were not randomly assigned to treatment, although patient characteristics at discharge were similar between the fluoxetine and venlafaxine groups. Patients continued the same antidepressant at the same dose as used at discharge; they were followed over 1 year to monitor clinical condition and rehospitalization status. Rehospitalization rates did not statistically significantly differ between fluoxetine and venlafaxine during this 1 year (46 percent vs. 43 percent of patients were rehospitalized, respectively; $P=0.695$).

SNRIs Versus Other Second-Generation Antidepressants

Venlafaxine Versus Trazodone

One trial of 225 patients with major depression compared the efficacy and safety of trazodone and venlafaxine over a 1-year continuation/maintenance phase.¹²³ Investigators randomized patients for acute treatment with venlafaxine 75–200 mg/day (n=72), trazodone 150–400 mg/day (n=77), or placebo (n=76). After 6 weeks, 37 in the venlafaxine group and 30 responders in the trazodone group (CGI-I score of 1 or 2) were allowed to continue into the long-term phase. Relapse rates were similar in the three groups (8 percent, 13 percent, and 14 percent, respectively; $P=NR$). Fewer patients treated with venlafaxine than with either trazodone or placebo withdrew from treatment for any reason; the difference between venlafaxine and trazodone reached statistical significance ($P\leq 0.05$) during the long-term phase.

Placebo-Controlled Evidence on Continuing Initial Medications

Fourteen placebo-controlled trials (16 publications) assessed relapse prevention^{140, 151-164, 176} and 17 trials (24 publications) assessed recurrence prevention.^{149, 152, 165-175, 177-187} Because the duration of acute, continuation, and maintenance phase treatment is not consistent in all patients, and because the definition of these treatment phases is not universal, some studies described below (Table 28) can be categorized as addressing both relapse and recurrence prevention.

SSRI: Citalopram Versus Placebo

Two trials assessed relapse prevention,^{153, 188} two other trials assessed recurrence prevention.^{165, 166} Both relapse-prevention trials randomized patients who had responded in the acute phase ($MADRS\leq 12$) to placebo or continuation treatment with citalopram (20-60 mg/day). Statistically significantly fewer patients on citalopram than on placebo relapsed after 24 weeks in both trials. Relapse rates were 14 percent and 24 percent, respectively ($P=0.04$), in one trial, and 11 percent (pooled) and 31 percent, respectively ($P<0.02$), in the other trial.

Both recurrence-prevention trials included open-label, acute-phase treatment with citalopram (20-60 mg/day; 6 weeks to 9 weeks), followed by 16 weeks of open-label continuation treatment at the same dose for responders ($MADRS\leq 11$).^{165, 166} Patients who had not relapsed ($MADRS\leq 22$) during the continuation phase were randomized to 48 weeks of double-blind maintenance treatment with citalopram or placebo. Recurrence rates were lower for citalopram-treated patients than for placebo-treated patients in both trials (18 percent vs. 43 percent, respectively; $P<0.001$,¹⁶⁵ and 32 percent vs. 67 percent, respectively; $P=NR$ ¹⁶⁶).

SSRI: Escitalopram Versus Placebo

Three trials compared escitalopram with placebo; two assessed relapse prevention^{154, 163} and one recurrence prevention.¹⁷⁸ The two trials on relapse prevention reported that patients continuing on escitalopram had statistically significantly lower relapse rates than patients on placebo.

Table 28. Placebo-controlled studies of relapse prevention and recurrence prevention

Study	Phase	Duration (Weeks)	N	Comparison and Dose (mg/day)	Relapse or Recurrence n (%)	Quality Rating	
SSRIs vs. placebo: Hochstrasser et al., 2001 ¹⁶⁵	Acute	6-9	427	Citalopram 20-60	NA	Fair	
	Continuation	16	327	Citalopram 20-60	NA		
	Maintenance	48	132	Citalopram 20-60	24 (18)		P<0.001
			137	Placebo	59 (43)		
Klysner et al., 2002 ¹⁶⁶	Acute	8	230	Citalopram 20-40	NA	Fair	
	Continuation	16	172	Citalopram 20-40	NA		
	Maintenance	48	60	Citalopram 20-40	19 (32)		P=NR
			61	Placebo	41 (67)		
Montgomery et al., 1992 ¹⁶⁹	Acute	6	NR	Citalopram 20-40	NA	Fair	
	Continuation	24	48	Citalopram 20	4 (8)		P<0.02 ^b
			57	Citalopram 40	7 (12)		
			42	Placebo	13 (31)		
Robert and Montgomery, 1995 ¹⁵³	Acute	8	391	Citalopram 20-60	NA	Fair	
	Continuation	24	152	Citalopram 20-60	21 (14)		P=0.04
			74	Placebo	18 (24)		
Gorwood et al., 2007 ^{163 a}	Acute	12	405	Escitalopram 10-20	NA	Fair	
	Continuation	24	152	Escitalopram 10-20	13 (9)		P<0.001
			153	Placebo	50 (33)		
Kornstein et al., 2006 ^{178 a}	Acute	8	131	Citalopram 20-60	NA	Fair	
			129	Fluoxetine 20-80	NA		
			128	Paroxetine 20-50	NA		
			127	Sertraline 50-200	NA		
Continuation	16	228	Escitalopram 10-20	NA	P=NR		
Maintenance	52	73	Escitalopram 10-20	20 (27)			
		65	Placebo	42 (65)			
Rapaport et al., 2004 ¹⁵⁴	Acute	8	502	Escitalopram 10-20	NA	Fair	
	Continuation	36	181	Escitalopram 10-20	47 (26)		P=0.01
			93	Placebo	37 (40)		
Gilaberte et al., 2001 ¹⁶⁷	Acute	8	253	Fluoxetine 20-40	NA	Fair	
	Continuation	24	179	Fluoxetine 20-40	NA		
	Maintenance	52	70	Fluoxetine 20-40	14 (20)		P=0.01
			70	Placebo	28 (40)		
McGrath et al., 2006 ^{179 *}	Acute	12	570	Fluoxetine 10-60	NA	Fair	
	Continuation	26	131	Fluoxetine 10-60	46 (35)		P=NR
			131	Placebo	81 (62)		
	Maintenance	26	131	Fluoxetine 10-60	60 (46)		P=0.004
			131	Placebo	94 (72)		
Reimherr et al., 1998 ^{155, 190}	Acute	12-14	839	Fluoxetine 20	NA	Fair	
	Continuation	14	299	Fluoxetine 20	77 (26)		P<0.001
			95	Placebo	46 (49)		
	Continuation	38	105	Fluoxetine 20	9 (9)		P<0.04
			52	Placebo	12 (23)		
	Continuation	50	28	Fluoxetine 20	3 (11)		P=0.54
			34	Placebo	6 (16)		
Schmidt et al., 2000 ¹⁴⁰ Dinan, 2001 ¹⁵⁶	Acute	13	932	Fluoxetine 20	NA	Fair	
	Continuation	25	189	Fluoxetine 20	49 (26)		P<0.01 ^a
			190	Fluoxetine 90 mg/week	70 (37)		
			122	Placebo	61 (50)		

Table 28. Placebo-controlled studies of relapse prevention and recurrence prevention (continued)

Study	Phase	Duration (Weeks)	N	Comparison and Dose (mg/day)	Relapse or Recurrence n (%)	Quality Rating	
Terra and Montgomery, 1998 ¹⁶⁸	Acute	6	436	Fluvoxamine 100-300	NA	Fair	
	Continuation	18	283	Fluvoxamine 100	NA		
	Maintenance	52	110	Fluvoxamine 100	14 (13)		P<0.001
94			Placebo	33 (35)			
Claghorn and Feighner, 1993 ¹⁷⁰	Acute	6	240	Paroxetine 10-50	NA	Fair	
			237	Imipramine 65-275			
			240	Placebo			
	Continuation	52	94	Paroxetine 10-50	11 (12)		P=NR
			79	Imipramine 65-275	3 (4)		
46			Placebo	10 (22)			
Montgomery and Dunbar, 1993 ¹⁵²	Acute	8	172	Paroxetine 20-40	NA	Fair	
	Continuation	16	68	Paroxetine 20-30	2 (3)		P<0.01
			67	Placebo	13 (19)		
	Maintenance	36	66	Paroxetine 20-30	9 (14)		P<0.05
54			Placebo	16 (30)			
Reynolds et al., 2006 ^{180*}	Acute	8	195	Paroxetine 10-40	NA	Fair	
	Continuation	16	151	Paroxetine 10-40	NA		
	Maintenance	104	35	Paroxetine 10-40	13 (37)		P=0.06
18			Placebo	10 (58)			
Lepine et al., 2004 ¹⁷³	Remission Stability	8	371	Placebo	NA	Good	
	Maintenance	72	189	Sertraline 50-100	32 (17)		P=0.002
99			Placebo	33 (33)			
Doogan and Caillard, 1992 ¹⁵⁹	Acute	8	480	Sertraline 50-200	NA	Fair	
	Continuation	44	185	Sertraline 50-200	24 (13)		P<0.001
			110	Placebo	48 (46)		
Kamijima et al., 2006 ^{164 a}	Acute	8	361	Sertraline 25-200	NA	Fair	
	Continuation	16	117	Sertraline 25-200	10 (9)		P=0.016
			118	Placebo	23 (20)		
Keller et al., 1998 ^{171, 172}	Acute	12	426	Sertraline 50-200	NA	Fair	
	Continuation	16	209	Sertraline 50-200	NA		
	Maintenance	76	77	Sertraline 50-200	5 (6)		P=0.002
84			Placebo	19 (23)			
Lustman et al., 2006 ^{a181}	Acute / Continuation	16	351	Sertraline 25-200	NA	Fair	
	Maintenance	52	79	Sertraline 25-200	27 (34)		P=0.02
73			Placebo	38 (52)			
Wilson et al., 2003 ¹⁷⁴	Acute	8	318	Sertraline 50-200	NA	Fair	
	Continuation	16-20	254	Sertraline 50-100	NA		
	Maintenance	100	56	Sertraline 50-100	25 (45)		P=0.21
57			Placebo	31 (54)			
SSNRIs vs. Placebo: Perahia et al., 2006 ^{161, 162*}	Acute	12	533	Duloxetine 60	NA	Fair	
	Continuation	26	136	Duloxetine 60	23 (17)		P≤0.05
			142	Placebo	39 (29)		
Perahia et al., 2009 ^{177*}	Acute	10	514	Duloxetine 60-120	NA	Fair	
	Continuation	24	413	Duloxetine 60-120	17 (4)		P<0.001
			146	Duloxetine 60-120	21 (14)		
	Maintenance	52	142	Placebo	47 (33)		

Table 28. Placebo-controlled studies of relapse prevention and recurrence prevention (continued)

Study	Phase	Duration (Weeks)	N	Comparison and dose daily (mg/day)	Relapse or Recurrence n (%)	Quality Rating	
SNRIs vs. Placebo: Rickels et al., 2010 ¹⁷⁶ *	Acute	12	594	Desvenlafaxine 200-400	NA	Fair	
	Maintenance	26	189	Desvenlafaxine 200-400	45 (24)		P<0.001
			185	Placebo	78 (42)		
Thase et al., 2001 ¹⁵⁷	Acute	8-12	410	Mirtazapine 15-45	NA	Fair	
	Continuation	40	76	Mirtazapine 15-45	15 (20)		P=0.001
			80	Placebo	35 (44)		
Kocsis et al., 2007 ^{149, 182-187} *	Acute	10	266	Fluoxetine 20-60	NA	Fair	
			781	Venlafaxine 75-300			
	Continuation	26	185	Fluoxetine 20-60	3 (2)		P=0.438
			530	Venlafaxine 75-300	5 (1)		
	Maintenance	52	129	Venlafaxine 75-300	30 (23)		P=0.005
			129	Placebo	54 (42)		
	Maintenance	52	43	Venlafaxine 75-300	3 (8)		P=0.001
40			Placebo	18 (45)			
Montgomery et al., 2004 ¹⁷⁵	Acute / Continuation	26	495	Venlafaxine 100-200	NA	Fair	
	Maintenance	52	109	Venlafaxine 100-200	24 (22)		P<0.001
			116	Placebo	64 (55)		
Simon et al., 2004 ¹⁶⁰	Acute	8	490	Venlafaxine 75-225	NA	Fair	
	Continuation	26	161	Venlafaxine 75-225	45 (28)		P<0.001
			157	Placebo	82 (52)		
Other Second-Generation Antidepressants vs. Placebo: Weihs et al., 2002 ¹⁵¹	Acute	8	816	Bupropion SR 300	NA	Fair	
	Continuation	44	210	Bupropion SR 300	78 (37)		P=0.004
			213	Placebo	111 (52)		
Gelenberg et al., 2003 ¹⁶⁹	Acute	12	681	Nefazodone 300-600	NA	Fair	
	Continuation	16	269	Nefazodone 300-600	NA		
	Maintenance	52	76	Nefazodone 300-600	23 (30)		P=0.043
			84	Placebo	40 (48)		
Feiger et al., 1999 ¹⁵⁸	Acute	16	467	Nefazodone 400-600	NA	Fair	
	Continuation	36	65	Nefazodone 400-600	1 (2)		P=0.009
			66	Placebo	12 (18)		

NA = not applicable; NR = not reported; SR = slow release

*New study added during update.

^aActive treatment vs. placebo.

One trial focused on 405 older patients (age≥65 years; mean age 73).¹⁶³ Participants received open-label escitalopram (10–20 mg/day) for 12 weeks; responders (MADRS total score≤12) were eligible for randomization to 24 weeks of double-blinded treatment with escitalopram (10–20 mg/day; n=152) or placebo (n=153). Significantly fewer escitalopram-treated patients (MADRS≥22 or lack of efficacy as judged by the investigator) than placebo-treated patients experienced a relapse (9 percent vs. 33 percent; $P<0.001$). The risk of relapse was 4.4 times higher for placebo- than for escitalopram-treated patients ($P<0.001$), and the time to relapse was shorter for escitalopram- than for placebo-treated patients ($P<0.001$).

Another trial openly treated 502 MDD patients with escitalopram (10–20 mg/day) for 8 weeks.¹⁵⁴ Patients who responded (MADRS≤12) were randomized to 36 weeks of double-blind continuation treatment with escitalopram (n=181) or placebo (n=93). Relapse rates (MADRS≥22) were statistically significantly lower for escitalopram-treated patients than for

placebo-treated patients (26 percent vs. 40 percent, respectively; $P=0.01$), and the time to depressive relapse was significantly longer in patients who received escitalopram than in patients who received placebo ($P=0.013$).

One trial assessed recurrence prevention in 515 patients with recurrent depression (two or more previous episodes) who had responded ($MADRS\leq 12$) to 8 weeks of acute open-label treatment with citalopram, fluoxetine, paroxetine, or sertraline.¹⁷⁸ The 234 responders were openly treated with escitalopram (10–20 mg/day) for 16 weeks. Patients who continued to respond ($MADRS\leq 12$) were randomized to 52 weeks of maintenance-phase treatment with escitalopram ($n=73$) or placebo ($n=65$). Recurrence rates were lower for patients receiving escitalopram than for those receiving placebo (27 percent vs. 65 percent), and time to recurrence was significantly longer for patients receiving escitalopram than placebo (hazard ratio 0.26; 95% CI, 0.13 to 0.52; $P<0.001$).

SSRI: Fluoxetine Versus Placebo

Three trials (five publications) assessed relapse prevention.^{140, 155, 156, 179, 190} One of these trials,¹⁷⁹ plus one additional trial,¹⁶⁷ assessed recurrence prevention.

Of the relapse-prevention studies, one trial sought to determine the optimal length of continuation treatment by randomizing patients who were in remission ($HAM-D<7$ for 3 consecutive weeks) during 12 weeks to 14 weeks of acute-phase treatment with fluoxetine (20 mg/day) to 14 weeks, 38 weeks, or 50 weeks of continuation treatment with fluoxetine or placebo.^{155, 190} Relapse rates were significantly lower for fluoxetine-treated patients than for placebo-treated patients at 14 weeks (26 percent vs. 49 percent, respectively; $P<0.001$) and 38 weeks (9 percent vs. 23 percent, respectively; $P=0.04$), but not at 50 weeks (11 percent vs. 16 percent, respectively; $P=0.54$). The other trial openly treated 932 patients with MDD for 13 weeks with fluoxetine.^{140, 156} Responders ($HAM-D\leq 9$ and $CGI-I\leq 2$) were randomized to 25 weeks of continuation treatment with fluoxetine (20 mg/day; $n=189$), fluoxetine (90 mg/week; $n=190$), or placebo ($n=122$). Relapse rates were statistically significantly lower for both the daily and the weekly doses of fluoxetine than for placebo (26 percent and 37 percent vs. 50 percent, respectively; $P<0.01$ for placebo comparisons).

Another trial assessed both relapse and recurrence rates in patients who had responded (response criteria not reported) to 12 weeks of open-label treatment with fluoxetine (10–60 mg/day).¹⁷⁹ Patients were randomized ($n=131$ fluoxetine and $n=131$ placebo) only at the beginning of the continuation phase, but the authors reported results for a conventional 6-month continuation phase and an additional 6-month maintenance phase; statistical tests reflected only aggregate 52-week data. After 6 months, relapse rates (relapse criteria not reported) were 35 percent for fluoxetine and 62 percent for placebo; after 1 year, relapse rates were 45.9 percent for fluoxetine and 72.0 percent for placebo (hazard ratio 1.73; 95% CI, 1.20 to 2.51; $P=0.004$).

A different recurrence-prevention trial randomized patients who continued to meet remission criteria ($HAM-D\leq 8$) during a 6-month continuation period to 1 year of double-blind maintenance treatment with either fluoxetine (20–40 mg/day; $n=70$) or placebo ($n=70$).¹⁶⁷ Recurrence rates were statistically significantly lower for fluoxetine-treated patients than for placebo-treated patients (20 percent vs. 40 percent, respectively; $P=0.01$).

SSRI: Fluvoxamine Versus Placebo

One trial assessed recurrence prevention with fluvoxamine (100–300 mg/day).¹⁶⁸ Of 436 patients with major depression treated openly with fluvoxamine for 6 weeks, 283 responders

(MADRS<10 and CGI-I≤2) entered 18 weeks of continuation treatment with fluvoxamine 100 mg/day. Patients who sustained their response (MADRS<12 and no CGI-I score>2) were randomized to 1 year of double-blind treatment with fluvoxamine (n=110) or placebo (n=94). Recurrence rates were statistically significantly lower for fluvoxamine-treated patients than for placebo-treated patients (13 percent vs. 35 percent, respectively; $P<0.001$).

SSRI: Paroxetine Versus Placebo

Three trials compared paroxetine with placebo for relapse and recurrence prevention.^{152, 170, 180} One trial focused specifically on patients 70 years old and older (mean age 77.1 years), comparing recurrence rates among four groups: (1) paroxetine plus clinical management (n=35); (2) paroxetine plus psychotherapy (n=28); (3) placebo plus psychotherapy (n=35); and (4) placebo plus clinical management (n=18).¹⁸⁰ We focused on the comparison of paroxetine with placebo for patients receiving clinical management services, which included monthly 30-minute visits to assess symptoms and possible adverse events. Major depression recurred (HAM-D₁₇≥15) among 37 percent of the paroxetine (10-40 mg/day) group and 58 percent of the placebo group ($P=0.06$).

One U.K. trial¹⁵² and one U.S. trial¹⁷⁰ assessed long-term treatment with paroxetine. Both trials randomized patients who had responded to acute-phase paroxetine therapy to 1 year of paroxetine or placebo.

The U.K. study assessed relapse prevention after 16 weeks of double-blind treatment and recurrence prevention after an additional 36 weeks of continued double-blind treatment with paroxetine 20-30 mg/day.¹⁵² After 16 weeks, significantly fewer paroxetine-treated patients had relapsed than placebo-treated patients (3 percent vs. 19 percent, respectively; $P<0.01$). Of the patients who maintained a response through the continuation phase and entered the maintenance phase, recurrence rates were lower for paroxetine-treated patients than for placebo-treated patients (14 percent vs. 30 percent, respectively; $P<0.05$).

The U.S. study was an extension of a 6-week acute-phase trial that compared paroxetine, imipramine, and placebo.¹⁷⁰ Investigators invited patients who had responded in the 6-week trial to continue flexible-dose, double-blind treatment for up to 1 year. Treatment allocation in the long-term extension was not randomized; the authors reported only aggregated relapse rates. More placebo-treated patients withdrew from the long-term trial because of “lack of efficacy”¹⁷⁰ (n=10; 22 percent) than did patients treated with either paroxetine 10-50 mg/day (n=11; 12 percent) or imipramine 65-275 mg/day (n=3; 4 percent).

SSRI: Sertraline Versus Placebo

Two studies assessed relapse prevention;^{159, 164} four other studies^{171, 173, 174, 181} assessed recurrence prevention. In one relapse-prevention study, 295 patients who had responded in the acute phase were randomized to 44 weeks of double-blind treatment with sertraline (50-200 mg/day; n=185) or placebo (n=110).¹⁵⁹ Statistically significantly fewer sertraline-treated patients than placebo-treated patients experienced a relapse (13 percent vs. 46 percent, respectively; $P<0.001$). In a Japanese relapse-prevention study, 235 patients who had responded to 8 weeks of open sertraline treatment were randomized to 16 weeks of double-blind sertraline (50-100 mg/day; n=117) or placebo (n=118).¹⁶⁴ The relapse rate was significantly lower for sertraline patients than for placebo patients (9 percent vs. 20 percent; $P=0.016$). Time-to-relapse also was significantly longer for sertraline- than placebo-treated patients ($P=0.026$).

The good-quality relapse/recurrence-prevention trial addressed potential methodological biases by including patients with recurrent depression who had been successfully treated for at least 4 months with any antidepressant other than sertraline.¹⁷³ Active treatment was replaced with placebo for 2 months to identify patients truly in remission; patients who continued to remain in remission were randomized to sertraline 50 mg/day; (n=95), sertraline 100 mg/day (n=94), or placebo (n=99) and followed for 18 months. Patients treated with sertraline were statistically significantly less likely to have a recurrent depressive episode than patients treated with placebo (17 percent vs. 33 percent, respectively, for the pooled comparison; $P=0.002$).

Two other recurrence-prevention studies found that patients treated with sertraline had fewer recurrences than did those on placebo.^{171, 174} In a 76-week maintenance phase, 6 percent of sertraline-treated and 23 percent of placebo-treated patients had a recurrent depressive episode ($P=0.002$).¹⁷¹ Differences did not reach statistical significance in a 100-week maintenance treatment of community residents 65 years of age and older with major depression; 45 percent of sertraline-treated patients and 54 percent of placebo-treated patients had a recurrent episode ($P=0.21$).¹⁷⁴ This trial is described in further detail in KQ 5.

Another recurrence-prevention trial was conducted in patients with diabetes mellitus.¹⁸¹ Patients who recovered from depression (four consecutive BDI scores ≤ 9) during 16 weeks of open-label treatment with sertraline (25–200 mg/day) were randomized to 52 weeks of maintenance sertraline (n=79) or placebo (n=73). Recurrence of major depression (defined by DSM-IV criteria) was more common among placebo- than sertraline-treated patients (52 percent vs. 34 percent; $P=0.02$). This trial is described in further detail in KQ 5.

SSNRI: Duloxetine Versus Placebo

One trial (two articles) compared duloxetine with placebo for preventing relapse;^{161, 162} one trial compared duloxetine with placebo for preventing recurrence.¹⁷⁷ The relapse-prevention trial treated MDD patients (n=533) openly with duloxetine (60 mg/day) for 12 weeks and then randomized responders (HAM-D₁₇ ≤ 9 , CGI-S ≤ 2 , and did not meet DSM-IV criteria for a major depressive episode) to 26 weeks of double-blinded duloxetine (60 mg/day; n=136) or placebo (n=142).^{161, 162} Duloxetine-treated patients had significantly longer time to relapse ($P=0.004$); the estimated probability of relapse was 38.3 percent for duloxetine and 19.7 percent for placebo ($P<0.05$).

The recurrence-prevention trial treated MDD patients (n=514) openly with duloxetine 60-120 mg/day for 10 weeks, and then continued patients (n=413) meeting response criteria (HAM-D₁₇ ≤ 9 , CGI-S ≤ 2 , and did not meet DSM-IV criteria for a major depressive episode) openly on duloxetine 60-120 mg/day for 24 weeks.¹⁷⁷ Patients continuing to meet response criteria were randomized to 52 weeks of maintenance treatment with duloxetine (n=146) or placebo (n=142). Time to depressive recurrence was significantly longer for duloxetine-treated patients than for placebo-treated patients (depressive recurrence of 14 percent vs. 33 percent, respectively; $P<0.001$).

SNRI: Desvenlafaxine Versus Placebo

One trial compared desvenlafaxine with placebo for preventing relapse.¹⁷⁶ After 12 weeks of open-label treatment with desvenlafaxine 200-400 mg/day, 375 responders (HAM-D₁₇ total score ≤ 11 on day 84) were randomized to 6 months of double-blind treatment with desvenlafaxine (n=189) or placebo (n=185). Patients receiving desvenlafaxine had significantly longer times to relapse compared with patients receiving placebo (log-rank test, $P<0.0001$). The

percentage of patients relapsing were 24 percent and 42 percent in the desvenlafaxine and placebo groups, respectively ($P<0.001$).

SNRI: Mirtazapine Versus Placebo

One trial of relapse prevention openly treated patients with recurrent or chronic major depression ($n=410$) with mirtazapine 15-45 mg/day for 8 weeks to 12 weeks.¹⁵⁷ Those in remission ($HAM-D\leq 7$ and $CGI-I\leq 2$) were randomized to 40 weeks of continuation treatment with mirtazapine ($n=76$) or placebo ($n=80$). Relapse rates were statistically significantly lower for mirtazapine-treated patients than for placebo-treated patients (20 percent vs. 44 percent, respectively; $P=0.001$).

SNRI: Venlafaxine Versus Placebo

Three trials studied venlafaxine;^{160, 175, 182} one of these trials, the Prevention of Recurrent Episodes of Depression with Venlafaxine for Two Years (PREVENT) study, had multiple phases and was reported in multiple publications.^{149, 182-187} The PREVENT trial's head-to-head continuation-phase comparison of fluoxetine with venlafaxine has already been presented (Table 28).¹⁴⁹ Among completers of this part of the trial, the venlafaxine responders ($HAM-D_{17}$ total score ≤ 12 and ≥ 50 percent decrease from baseline) were randomized to 12 months of continued venlafaxine 75-300 mg/day ($n=129$) or placebo ($n=129$). At month 12, the recurrence probabilities were, respectively, 23.1 percent and 42.0 percent for venlafaxine- and placebo-treated patients ($P=0.005$).¹⁸² Patients taking venlafaxine who maintained their response through 12 months were then again randomly assigned to a second 12 months of venlafaxine ($n=43$) or placebo ($n=40$). At the end of this second 12 months of maintenance treatment, recurrence was more common among placebo-treated patients than venlafaxine-treated patients (45 percent vs. 8 percent; $P<0.001$).¹⁸³ For the 2-year combined maintenance treatment, the recurrence probability was 47 percent for placebo- and 29 percent for venlafaxine-treated patients ($P=0.005$).¹⁸³

One additional study assessed relapse prevention,¹⁶⁰ and one study assessed recurrence prevention.¹⁷⁵ The relapse-prevention study openly treated 490 patients with major depression with venlafaxine XR 75-225 mg/day for 8 weeks.¹⁶⁰ Patients who responded ($CGI-S\leq 3$ and $HAM-D\leq 10$) were randomized to 26 weeks of double-blind treatment with venlafaxine ($n=161$) or placebo ($n=157$). Statistically significantly fewer venlafaxine-treated patients than placebo-treated patients experienced a relapse (28 percent vs. 52 percent, respectively; $P<0.001$).

The recurrence-prevention study openly treated 495 patients with recurrent major depression for 6 months with venlafaxine 100-200 mg/day.¹⁷⁵ After 6 months, those who had responded ($HAM-D\leq 12$) were randomized to 12 months of venlafaxine ($n=109$) or placebo ($n=116$). The recurrence rate was statistically significantly lower for venlafaxine-treated patients than for placebo-treated patients (22 percent vs. 55 percent, respectively; $P<0.001$).

Other Second-Generation Antidepressants: Bupropion Versus Placebo

One trial assessed relapse prevention with bupropion.¹⁵¹ Patients with recurrent major depression ($n=816$) were treated openly for 8 weeks with bupropion SR 300 mg/day. Those who responded ($CGI-I$ score of 1 or 2 during the last 3 weeks of the acute phase) were randomized to placebo ($n=213$) or continuation treatment with the same dose of bupropion SR ($n=210$). After 44 weeks, relapse rates were statistically significantly lower for patients on bupropion than for those on placebo (37 percent vs. 52 percent, respectively; $P=0.004$). The median time to relapse,

as defined by the need for treatment intervention after randomization into the double-blind phase, was 24 weeks for placebo and at least 44 weeks for bupropion.

Other Second-Generation Antidepressants: Nefazodone Versus Placebo

One relapse-prevention trial¹⁵⁸ and one recurrence-prevention trial¹⁶⁹ evaluated nefazodone. In the relapse-prevention study, investigators randomized patients in remission (HAM-D \leq 10) to 36 weeks of double-blind treatment with nefazodone 400–600 mg/day (n=65) or placebo (n=66).¹⁵⁸ Statistically significantly fewer nefazodone-treated than placebo-treated patients relapsed (2 percent vs. 18 percent, respectively; $P=0.009$). The recurrence-prevention study openly treated 681 patients with chronic or recurrent major depression for 12 weeks with nefazodone 300–600 mg/day.¹⁶⁹ Patients who responded (\geq 50 percent improvement in HAM-D score from baseline) continued open-label nefazodone for an additional 16 weeks, and patients who maintained a response after this 16 weeks of continuation treatment were randomly assigned to 1 year of double-blind treatment with nefazodone (n=76) or placebo (n=84). The rate of recurrence was statistically significantly lower for patients on nefazodone than for those on placebo (30 percent vs. 48 percent, respectively; $P=0.043$).

Achieving Response in Unresponsive or Recurrent Disease: Overview

Trials relating to treating depressive disorders (MDD, dysthymia, or subsyndromal depression) in patients who had not responded to any acute-phase therapy—often referred to as treatment-resistant or refractory depression—or who suffered a relapse or recurrence focus on using drugs other than any medication first tried (KQ 2b). We review head-to-head evidence for treatment-resistant patients.

Six studies assessed differences among several alternative antidepressants in patients who had either not responded or could not tolerate an acute-phase treatment;^{191–197} all included venlafaxine as a comparison. This group of trials varied in design; they included two effectiveness studies^{191, 198} and four efficacy trials.^{192, 193, 196, 197}

Achieving Response in Unresponsive or Recurrent Disease: Key Points

Of six comparative studies, the majority of studies did not report statistically significant differences among compared treatments.^{193–197} The best evidence comes from the Sequenced Treatment Alternatives to Relieve Depression (STAR*D) trial, which was a good-quality study that indicated no differences in effectiveness among venlafaxine XR, bupropion SR, and sertraline as second-line agents.¹⁹⁴ Similar conclusions of no differences can be drawn based on three efficacy trials; one comparing citalopram with venlafaxine XR;¹⁹⁶ one comparing fluoxetine with venlafaxine XR;¹⁹⁷ and one comparing venlafaxine, mirtazapine, and paroxetine.¹⁹³ One efficacy trial comparing venlafaxine with paroxetine¹⁹² and one open-label Spanish effectiveness study comparing venlafaxine XR, citalopram, fluoxetine, mirtazapine, paroxetine, and sertraline both contradict these findings.¹⁹¹ However, the efficacy trial was only 4 weeks long, which could limit the ability to observe full medication effects. Further, statistically significant differences were noted on the remission but not the response outcome measure.¹⁹² Although the effectiveness study¹⁹¹ was larger and potentially more generalizable, the magnitude of differences was relatively small and may not be clinically significant.

Overall, the body of evidence suggests that meaningful differences likely do not exist among compared agents for treatment-resistant depression. However, the degree of conflicting evidence as well as the lack of consistency in statistical significance led us to rate the overall strength of the evidence as low. The body of evidence was limited to relatively few comparisons, and additional studies could influence our overall conclusions of no differences.

Achieving Response in Unresponsive or Recurrent Disease: Detailed Analysis

Six studies assessed differences among alternative antidepressants in patients who either had not responded to or could not tolerate an acute-phase treatment (Table 29).¹⁹¹⁻¹⁹⁷ They covered several antidepressants, but all included venlafaxine (an SNRI) as a comparison. Three efficacy trials compared an SSRI with venlafaxine (an SNRI) in patients with treatment-resistant depression; comparisons included citalopram,¹⁹⁶ fluoxetine,¹⁹⁷ and paroxetine.¹⁹² An additional trial compared venlafaxine with paroxetine but also included a mirtazapine arm.¹⁹³ Of two effectiveness trials, one compared venlafaxine XR with citalopram, fluoxetine, mirtazapine, paroxetine, and sertraline in patients failing venlafaxine XR 75–225 mg/day or with some other conventional antidepressant therapy.¹⁹¹ A second effectiveness trial compared bupropion SR, sertraline, and venlafaxine XR in patients failing aggressive management with citalopram. This trial also included augmentation strategies that added bupropion SR or buspirone to the citalopram.^{194, 195, 198} Details on these comparisons are provided here.

Table 29. Head-to-head trials of treatment-resistant and recurrent depression

Study	Duration (Weeks)	N	Comparison and Dose (mg/day)	Response n (%)	Remission n (%)	Quality Rating	
Lenox-Smith and Jiang, 2008 ^{196 a}	12	206	Citalopram 20-60	NR	56 (27)	P=0.95	Fair
		200	Venlafaxine XR 75-375	NR	72 (36)		
Corya et al., 2006 ^{197 a}	12	60	Fluoxetine 10-80	19 (34)	10 (18)	P=NR	Fair
		59	Venlafaxine XR 75-225	29 (50)	13 (22)		
Poirier and Boyer, 1999 ¹⁹²	4	62	Paroxetine 30-40	18 (36)	11 (18)	P=0.02	Fair
		61	Venlafaxine XR 200-300	27 (45)	22 (37)		
Fang et al., 2010 ^{193 a}	8	45	Paroxetine 20	30 (67)	21 (47)	P=0.578	Fair
		50	Venlafaxine XR 225	32 (64)	21 (42)		
		55	Mirtazapine 45	32 (58)	20 (36)		
Rush et al., 2006 ¹⁹⁵	Switch ^a 12-14	239	Bupropion SR 150-400	62 (26)	51 (21)	P=0.16	Good
Trivedi et al., 2006 ^{198 a} (STAR*D trial)	Augment ^a 12-14	238	Sertraline 50-200	63 (27)	42 (18)		
		250	Venlafaxine XR 37.5-375	62 (25)	62 (25)		
		279	Cit + Bupropion SR 200-400	89 (32)	109 (39)		
Baldomero et al., 2005 ¹⁹¹	24 (open)	1,465	Conventional therapy (pooled)	1,034 (71)	754 (52)	P<0.001	Fair
		294	Citalopram 20-40	209 (71)	153 (52)	P=0.024	
		248	Fluoxetine 20-40	174 (70)	128 (52)	P=0.032	
		116	Mirtazapine 30-45	75 (65)	52 (45)	P=0.003	
		312	Paroxetine 20-40	226 (73)	161 (52)	P=0.015	
		279	Sertraline 50-150	197 (71)	147 (53)	P=0.042	
		1,632	Venlafaxine XR 75-225	1,262 (78)	NA	963 (59)	

CIT = citalopram; NR = not reported; ns = not statistically significant; STAR*D = Sequenced Treatment Alternatives to Relieve Depression; XR = extended release

^aPrimary comparison considered in this review

Citalopram Versus Venlafaxine XR

One efficacy trial assessed differences between citalopram 20–60 mg/day and venlafaxine XR 75-300 mg/day among 406 patients from Europe and Australia who had not experienced a response to 8 weeks of monotherapy with an adequate regimen of an SSRI other than citalopram.¹⁹⁶ After 12 weeks, similar numbers of patients met criteria for remission (HAM-D₂₁≤7; approximately 27 percent for citalopram and 36 percent for venlafaxine; *P*=0.95).

Fluoxetine Versus Venlafaxine XR

Another efficacy trial compared fluoxetine with venlafaxine in 119 patients who had failed to achieve satisfactory response to at least 6 weeks of SSRI treatment at a therapeutic dose.¹⁹⁷ This trial also included treatment arms for olanzapine (an atypical antipsychotic) and olanzapine plus fluoxetine combination, although we did not consider these comparisons. After 12 weeks, a larger percentage of patients treated with venlafaxine than with fluoxetine had a response (≥50 percent improvement in MADRS total score from baseline; 50 percent vs. 34 percent) or went into remission (MADRS≤8; 22 percent vs. 18 percent); statistical significance was not reported for these comparisons.

Paroxetine Versus Venlafaxine XR

A third efficacy trial compared paroxetine with venlafaxine in patients with major depression who either had not responded to or could not tolerate at least two previous treatments for their current depressive episode.¹⁹² Patients were to be no more than minimally improved (CGI-I≥3) with their second treatment. The investigators enrolled 123 patients in the study—61 on venlafaxine 200-300 mg/day and 62 on paroxetine 30-40 mg/day—and followed them for 4 weeks. At endpoint, statistically significantly more venlafaxine-treated patients than paroxetine-treated patients were classified as having responded to treatment (≥50 percent improvement in HAM-D from baseline; 45 percent vs. 36 percent, respectively; *P*=0.07) and being in remission (HAM-D<10; 37 percent vs. 18 percent, respectively; *P*=0.02).

Paroxetine Versus Venlafaxine XR Versus Mirtazapine

A Chinese trial randomized patients with MDD who had failed two consecutive antidepressant trials to fixed-dose treatment with venlafaxine 225 mg/day (n=50), mirtazapine 45 mg/day (n=55), or paroxetine 20 mg/day (n=45).¹⁹³ After 8 weeks, response (HAM-D₁₇ reduction from baseline≥50 percent) and remission (HAM-D₁₇≤7) rates were similar across all treatment groups. For response, the figures were 64 percent, 58 percent, and 67 percent, respectively (*P*=0.664); for remission, the figures were 42 percent, 36 percent, and 47 percent, respectively (*P*=0.578).

Sertraline Versus Venlafaxine XR Versus Bupropion SR

One study, the STAR*D trial, had several different treatment comparisons. We rated the quality of this trial as good and classify it as an effectiveness trial. Aspects of this trial have been reported in multiple manuscripts; we focused on the randomized medication-switch comparisons in level 2 (i.e., following failure of open-label citalopram) because these were the only direct comparisons of antidepressants included in this review.^{194, 195} However, we also briefly mention the augmentation comparisons that included second-generation antidepressants.¹⁹⁸

The STAR*D trial assessed differences in effectiveness in patients with MDD who had not gone into remission (Quick Inventory of Depressive Symptomatology—Clinician version

[QIDS-C-16]≤5) or could not tolerate citalopram during acute-phase treatment.^{194, 195, 198}

Participants eligible for second-step treatment had the option of switching to an alternative medication, cognitive behavioral therapy, or augmentation therapy. To mimic clinical practice, patients could opt to exclude certain second-step treatment options, and they were then randomized to an acceptable treatment option. The investigators compared only the treatments for which patients had accepted randomization. The primary outcome measure was the Quick Inventory of Depressive Symptomatology—Self Report (QIDS-SR).

Of the 727 patients randomized to second-step medication switch, 239 received bupropion SR 150–400 mg/day, 238 received sertraline 50–200 mg/day, and 250 received venlafaxine XR 37.5–375 mg/day. The investigators adjusted doses based on clinical judgment and side effect rating scales. Second-step treatment was continued for up to 14 weeks. At endpoint, response and remission rates were not statistically significantly different among bupropion SR, sertraline, and venlafaxine XR. For response, the figures were 26 percent, 27 percent, and 28 percent, respectively ($P>0.05$); for remission, the figures were 21 percent, 18 percent, and 25 percent, respectively ($P=0.16$). Treatments also differed only minimally with respect to tolerability and adverse events.

Level 2 of the STAR*D trial also included a randomized comparison of patients receiving citalopram plus augmentation with either bupropion SR 200–400 mg/day or buspirone 15–60 mg/day. (Buspirone is a psychoactive medication used principally as an anxiolytic; it does not belong to the SSRI/SNRI drug classes.) After 12 to 14 weeks, the percentage of patients with a QIDS-SR response or remission was not statistically significantly different between the patients receiving bupropion SR and buspirone augmentation ($P=0.21$ and $P=0.13$, respectively).

Citalopram Versus Fluoxetine Versus Mirtazapine Versus Paroxetine Versus Sertraline Versus Venlafaxine XR

The effectiveness trial randomized 3,502 patients with major depression, dysthymia, or minor depression who had shown inadequate response or intolerance to at least 4 weeks of previous antidepressant treatment with venlafaxine XR 75–225 mg/day or with some other conventional antidepressant therapy.¹⁹¹ Conventional therapy selection was at the discretion of the treating psychiatrist; it included citalopram 20–40 mg/day ($n=333$), fluoxetine 20–40 mg/day ($n=292$), mirtazapine 30–45 mg/day ($n=133$), paroxetine 20–40 mg/day ($n=361$), sertraline 50–150 mg/day ($n=299$), and other miscellaneous drug treatments ($n=254$).

After 24 weeks of treatment, venlafaxine-treated patients had a statistically significantly better rate of response and remission than patients treated with conventional therapy. (For response, the figures were 78 percent vs. 71 percent, respectively; $P<0.001$; for remission, the figures were 59 percent vs. 52 percent, respectively; $P<0.001$.) Response and remission rates for venlafaxine XR were statistically significantly better than the rates for each of the individual drugs characterized as conventional therapy except for paroxetine. The response and remission rates in this study were much higher than those reported from the good-quality (STAR*D) effectiveness trial comparing bupropion SR, sertraline, and venlafaxine XR.^{194, 195} Although differences in measurement scales may partially explain response rates, the reason that remission rates differed remains unclear because both trials used a HAM-D cutoff point of 7 or less to classify persons in remission.

Finally, one systematic review and meta-analysis of five trials reported a greater odds of response (OR, 1.35; 95% CI, 1.19 to 1.52) and remission (OR, 1.35; 95% CI, 1.2 to 1.52) for venlafaxine than for bupropion, citalopram, fluoxetine, and sertraline.¹⁴⁵ This analysis appeared

to rely on the same data presented above, although we could not confirm which trials contributed to the meta-analysis.

Key Question 3: Efficacy or Effectiveness for Treating Symptoms Accompanying Depression

All Symptoms: Overview

For this issue, we focus on the comparative benefit of medications for patients with depression and an accompanying symptom cluster. We identified studies addressing seven symptom clusters: anxiety, insomnia, low energy, pain, psychomotor change (retardation or agitation), melancholia (a depressive subtype that is a severe form of MDD with characteristic somatic symptoms), and somatization (physical complaints that are manifestations of depression rather than of an underlying physical illness). This set does not represent a complete list of symptoms commonly accompanying depression. For example, we did not identify any studies addressing appetite change—a common accompanying symptom reported by depressed patients.^{199, 200}

For each symptom cluster, we arrange our summary by how the data best addresses the Key Question. We identified 29 relevant studies (Tables 30–36). Of these, 20 studies were head-to-head trials and one was a systematic review. Seven trials were placebo-controlled.

We identified 12 head-to-head trials on anxiety,^{43, 49, 52, 67, 80, 84, 99, 107, 113, 201-203} six on insomnia,^{43, 55, 76, 102, 103, 123} two on melancholia,^{85, 202} one on pain,⁸⁷ and one each on psychomotor changes²⁰² and somatization.⁴³ Two head-to-head trials assessed more than one symptom subgroup.^{43, 202} We did not locate any head-to-head trials on low energy.

The open-label effectiveness trial addressing somatization did not meet our eligibility criteria because of the lack of double blinding.¹²⁸ However, we report on its results because it was a well-conducted randomized controlled effectiveness trial and constitutes the only available evidence on effectiveness for somatization in depressed patients.

The remaining seven studies were placebo-controlled trials. Five addressed pain,²⁰⁴⁻²⁰⁸ one addressed only anxiety,²⁰⁹ and one addressed anxiety, low energy, and insomnia.²¹⁰ Two studies reported on adjuvant eszopiclone for insomnia.^{211, 212}

All but two studies^{52, 80} either were funded by or involved authors funded by pharmaceutical companies.

We rated all studies as fair quality. The fair rating was nearly universally a result of inadequate description of randomization and allocation concealment. A second common weakness was failure to report attrition rates, which occurred in several trials.^{201, 202, 204, 205, 209} Quality was rated not applicable for the effectiveness trial because it did not meet our initial selection criteria.¹²⁸ No trial was rated good quality. We excluded five studies because of poor quality: one each on melancholia,²¹³ anxiety,²¹⁴ and insomnia,²¹⁵ and the other two on pain.^{216, 217} Generally, the poor studies suffered high attrition either between treatment groups²¹³ or high overall attrition.^{214, 216} We rated the insomnia study as poor because the authors failed to provide essential baseline information regarding patient characteristics and did not make clear whether they used an ITT analysis.²¹⁵ Finally, we excluded a meta-analysis of studies of patients with MDD and pain because of an inadequate literature search, poor assessment of the internal validity of included studies, and poor description of included studies.²¹⁷

We report on poor studies only if the available evidence was very limited. For any poor studies retained for use in this report, we required, at a minimum, that investigators had employed a randomization scheme and applied ITT analysis.

Detailed information on these poor quality studies can be found in the evidence tables in Appendix D. We included one systematic review and meta-analysis on depressed patients with pain.²¹⁸ Our evidence tables are presented in Appendix C and provide information on systematic reviews and meta-analyses related to treating depression and accompanying symptoms.

Anxiety: Key Points

Seven head-to-head trials investigated treatment of depression in patients with accompanying anxiety symptoms.^{80, 84, 99, 113, 201-203} Eleven head-to-head trials^{43, 49, 52, 67, 80, 84, 99, 107, 113, 201, 203} and two placebo-controlled trials examined treatment of accompanying anxiety symptoms in patients with MDD.^{209, 210} Six of these trials addressed both treatment of depression in patients with accompanying anxiety symptoms as well as treatment of accompanying anxiety symptoms.^{80, 84, 99, 113, 201, 203}

Of the 14 trials, six compared various SSRIs with each other, six compared an SSRI with an SNRI or another second-generation drug, and two compared an SSRI or another second-generation drug with placebo (Table 30). We rated the strength of evidence that antidepressants are equally efficacious in treating depression in anxious patients and in treating the accompanying anxiety as moderate.

Depression in Patients With Anxiety

Overall, seven head-to-head trials generally indicated that antidepressant medications do not differ in treatment efficacy for depressed patients with accompanying anxiety symptoms. Five trials analyzed a subgroup with identified high anxiety; only two used the same definition criteria (a HAM-D anxiety-somatization factor of 7 or more).^{99, 201}

The head-to-head trials compared SSRIs with each other,²⁰¹⁻²⁰³ venlafaxine,^{80, 84, 99} or bupropion SR.¹¹³ Studies appeared to compare similar doses of antidepressant medications. Two studies comparing SSRIs (fluoxetine, paroxetine, and sertraline) found no statistically significant differences in depressive improvement, response rates, or remission rates.^{201, 202} One study comparing escitalopram and paroxetine showed escitalopram to be superior to paroxetine in improving depressive symptoms in a subgroup of patients with high anxiety.²⁰³ Three studies comparing an SSRI and venlafaxine showed mixed results. One found a greater decrease in depressive severity and higher response rates with venlafaxine than with fluoxetine,⁸⁰ and one found no statistically significant difference in depressive severity change, response rates, or remission rates between venlafaxine XR and sertraline,⁹⁹ and venlafaxine XR and fluoxetine.⁸⁴ One study comparing sertraline and bupropion SR found no significant differences in response or remission rates.¹¹³

Table 30. Studies of adults with major depressive disorders and accompanying anxiety

Study	N	Duration	Comparison and Dose	Results	Quality Rating
SSRIs vs. SSRIs: Mao et al., 2008 ⁴³ *	240	8 weeks	Escitalopram 10 Fluoxetine 20	Improvement on anxiety items of HAM-D similar for both groups	Fair
Boulenger et al., 2010 ²⁰³ *	286	24 weeks	Escitalopram 20 Paroxetine 40	Improvement in depression scores greater for escitalopram than paroxetine ($P<0.05$) Improvement in anxiety scores greater for escitalopram than paroxetine ($P<0.05$)	Fair
Chouinard et al., 1999 ⁴⁹	203	12 weeks	Fluoxetine 20-80 Paroxetine 20-50	Improvement in anxiety scores similar for both groups ($P=NR$)	Fair
Fava et al., 2000 ²⁰¹	128 (all with anxiety)	10 to 16 weeks	Fluoxetine 20-60 Paroxetine 20-60 Sertraline 50-200	Improvement in depression scores ($P=0.32$), depression response rates ($P=0.41$) and remission rates similar for all groups ($P=0.59$) Improvement in anxiety scores similar for all groups ($P=0.20$)	Fair
Gagiano et al., 1993 ⁵²	90	6 weeks	Fluoxetine 20-60 Paroxetine 20-40	Improvement in anxiety scores was similar for both groups ($P=NR$)	Fair
Flament et al., 1999 ²⁰²	286 overall; 131 with anxiety	6 weeks	Fluoxetine 20-40 Sertraline 50-100	Improvement in depression scores and depression response rates similar for both groups ($P=NR$)	Fair
SSRIs vs. SNRIs or other second-generation antidepressant: Rush et al., 2001 ¹¹³	248 overall; top quartile of HAM-A score with anxiety (number not provided)	16 weeks	Bupropion SR 100-300 Sertraline 20-200	Depression response and remission similar for both groups ($P=NR$) Improvement in anxiety scores similar for both groups ($P=NR$)	Fair
Leinonen et al., 1999 ⁶⁷	270	8 weeks	Citalopram 20-60 Mirtazapine 15-60	Improvement in anxiety scores similar for both groups ($P=0.75$)	Fair
DeNayer et al., 2002 ⁸⁰	146 (all with anxiety)	12 weeks	Fluoxetine 20-40 Venlafaxine 75-150	Improvement in depression scores was greater and response rates higher for venlafaxine than fluoxetine ($P<0.05$) Improvement in anxiety scores greater for venlafaxine than for fluoxetine ($P=0.001$)	Fair
Silverstone, et al., 1999 ⁸⁴	368 (all with anxiety)	12 weeks	Fluoxetine 20-60 Venlafaxine XR 75-225	Improvement in depression scores and response rates similar for venlafaxine and fluoxetine Improvement in anxiety response greater for venlafaxine XR than for fluoxetine ($P=0.037$)	Fair
Baldwin et al., 1996 ¹⁰⁷	206	8 weeks	Nefazodone 200-600 Paroxetine 20-40	Improvement in anxiety scores similar for both groups	Fair
Sir et al., 2005 ⁹⁹	163 overall; 120 with anxiety	8 weeks	Sertraline 50-150 Venlafaxine XR 75-225	Improvement in depression scores ($P=0.70$), depression response rates ($P=0.26$), and remission rates ($P=0.44$) similar for both groups Improvement in anxiety scores similar for both groups ($P=0.32$)	Fair

Table 30. Studies of adults with major depressive disorders and accompanying anxiety (continued)

Study	N	Duration	Comparison and Dose	Results	Quality Rating
SNRIs vs. Placebo: Khan et al., 1998 ²⁰⁹	403 overall; 346 with anxiety	12 weeks	Venlafaxine (3 doses) 75, 150, 200 Placebo	Improvement in anxiety scores for the 3 venlafaxine groups superior to placebo group ($P<0.05$); improvement similar for the 3 venlafaxine dose groups	Fair
Other second-generation antidepressants vs. placebo: Jefferson et al., 2006 ²¹⁰ *	274	8 weeks	Bupropion XL 150-450 Placebo	Similar improvement in anxiety for both groups ($P=0.16$)	Fair

HAM-A = Hamilton Rating Scale for Anxiety; HAM-D = Hamilton Rating Scale for Depression; NR = not reported; SR = slow release; SSRI = selective serotonin reuptake inhibitor; vs. = versus; XL = extended release; XR = extended release

*New study added during update.

Anxiety in Depressed Patients

Overall, results from 11 head-to-head trials and two placebo-controlled trials suggested that antidepressant medications do not differ in treatment efficacy for treating anxiety associated with MDD. Six trials analyzed a subgroup with high anxiety;^{80, 99, 113, 201, 203, 209} only two used identical definitions to identify the high anxiety group.^{99, 201} In addition, outcome definitions for anxiety varied. The studies compared similar doses of antidepressants.

The head-to-head trials compared SSRIs with each other, with SNRIs, and with other second-generation drugs (bupropion, nefazodone). Four studies comparing SSRIs (including escitalopram, fluoxetine, sertraline, and paroxetine) found no statistically significant differences for treatment of patients' anxiety symptoms.^{43, 49, 52, 201} One trial of escitalopram versus paroxetine demonstrated a superior improvement in anxiety scores for escitalopram compared with paroxetine in a subgroup of highly anxious patients.²⁰³ Three studies comparing an SSRI (fluoxetine, sertraline) with venlafaxine found mixed results. Two trials reported that venlafaxine produced a greater decrease in anxiety severity than fluoxetine,^{80, 84} whereas the other study reported similar anxiety reduction for venlafaxine XR and sertraline.⁹⁹ One study comparing sertraline and bupropion SR found no difference in anxiety reduction.¹¹³ Two other studies found no difference in anxiety reduction between paroxetine and nefazodone,¹⁰⁷ and between citalopram and mirtazapine.⁶⁷

The two placebo-controlled trials examined two different antidepressant agents for the treatment of anxiety; they produced conflicting information about the efficacy of the active agent compared with placebo. One trial reported that venlafaxine treatment produced a statistically greater reduction in anxiety scores than placebo.²⁰⁹ In contrast, a trial of bupropion XL failed to demonstrate superiority over placebo for patients with depression and reduced energy, pleasure and interest.²¹⁰

Anxiety: Detailed Analysis

Head-to-Head Evidence

We identified 12 head-to-head trials comparing the efficacy of specific medications treating depressed patients with coexisting anxiety symptoms. Of these, one trial addressed only

improvement in depression among persons with anxiety²⁰² and seven studies addressed only improvement in anxiety as an outcome.^{43, 49, 52, 67, 107, 209, 210}

Escitalopram Versus Fluoxetine

One trial compared low-dose escitalopram (10mg/day) with low-dose fluoxetine (20mg/day) over 8 weeks in 240 Chinese patients with MDD.⁴³ Patients were not required to have anxiety for inclusion and no subgroup analysis of patients with anxiety was provided. Response rates for the two HAM-D items for psychological and somatic anxiety (items 10 and 11) showed no significant difference between escitalopram and fluoxetine (Anxiety: psychological 77 percent vs. 76 percent and Anxiety: somatic 75 percent vs. 79 percent, respectively).

Escitalopram Versus Paroxetine

One trial compared high-dose escitalopram (20mg /d) with high-dose paroxetine (40mg /d) over 24 weeks. The investigators retrospectively divided the patients in a larger trial into high and low anxiety subgroups (HAM-A \leq 20 or HAM-A $>$ 20) and the results for depression and anxiety scores were re-analyzed for each subgroup. Here we report the results for the high-anxiety subgroup (n=286). Patients randomized to escitalopram showed a statistically significant greater improvement in both anxiety (HAM-A) and depression (MADRS) scores than those randomized to paroxetine (HAM-A: -17.6 vs. -15.2, $P<0.05$; MADRS, -24.2 vs. -21.5, $P<0.05$).

Fluoxetine Versus Paroxetine

Two trials compared the efficacy of low-to-high doses of fluoxetine with similar doses of paroxetine for treatment of anxiety.^{49, 52} Neither study required high anxiety for inclusion in the analysis.

One trial compared fluoxetine (20–80 mg/day) and paroxetine (20–50 mg/day) in a 12-week trial involving 203 patients with severe MDD.⁴⁹ Improvements on multiple measures of anxiety did not substantially differ between the two treatment groups.

The other trial compared fluoxetine (20–60 mg/day) and paroxetine (20–40 mg/day) over 6 weeks in 90 patients with severe MDD.⁵² Mean baseline anxiety severity was similar; each group had a moderate to severe degree of anxiety. Improvements in HAM-A scores were similar for the two groups.

Fluoxetine Versus Paroxetine Versus Sertraline

One RCT compared low-to-high dose fluoxetine (20–60 mg/day), low-to-high dose paroxetine (20–60 mg/day), and low-to-high dose sertraline (50–200 mg/day) over 10 to 16 weeks in patients with MDD of at least moderate severity and high anxiety (as defined by a score on the six-item HAM-D anxiety-somatization factor \geq 7 [range 0–18]).²⁰¹ Analyses were performed in the subgroup with high anxiety (n=108 patients from a trial with 284 participants overall); the outcomes included both depressive measures and anxiety measures. Depression outcomes were similar for the three medications, as measured by three outcomes: (1) improvement in HAM-D total scores, (2) improvement in response rates (\geq 50 percent reduction in HAM-D score; fluoxetine, 73 percent, paroxetine, 77 percent; and sertraline, 86 percent, $P=0.405$); and (3) improvement in remission rates (HAM-D endpoint \leq 7; fluoxetine, 53 percent; paroxetine, 50 percent; and sertraline, 62 percent; $P=0.588$). Authors reported no difference among the three groups with respect to anxiety outcomes (measured by overall change on HAM-D anxiety-somatization factor score).

Fluoxetine Versus Sertraline

One trial compared low-to-medium doses of fluoxetine (20–40 mg/day) and sertraline (50–100 mg/day) over 6 weeks in patients with MDD of at least moderate severity who also had high anxiety as defined by a Covi Anxiety Score ≥ 7 .²⁰² The outcome was depression response. Authors reported that response rates (defined by ≥ 50 percent reduction in HAM-D total score) did not differ between the fluoxetine-treated group (48 percent) and the sertraline-treated group (47 percent).

Citalopram Versus Mirtazapine

One trial compared the efficacy of low-to-high dose citalopram (20–60 mg/day) and low-to-high dose mirtazapine (15–60 mg/day) over 8 weeks in 270 patients with MDD of at least moderate severity.⁶⁷ The outcome was treatment effect on anxiety as measured by HAM-A scores. However, patients were not categorized by anxiety level, and the analysis included all patients with MDD, not merely those with anxiety. The improvement in anxiety symptoms did not differ between citalopram and mirtazapine (mean HAM-A change in both groups was approximately -13 points).

Fluoxetine Versus Venlafaxine

Two trials compared fluoxetine and venlafaxine.^{80, 84} One trial compared low-to-medium doses of fluoxetine (20–40 mg/day) with low doses of venlafaxine (75–150 mg/day) over 12 weeks in 146 moderately depressed patients with MDD who had a Covi Anxiety Scale score of 8 or higher (consistent with clinically relevant anxiety).⁸⁰ The other trial compared low-to-high doses of fluoxetine (20–60 mg/d) with low-to-high doses of venlafaxine XR (75–225 mg/d) over 12 weeks in 386 patients with MDD and anxiety (Covi score ≥ 8). Both trials reported depression and anxiety outcomes. The results for depression were conflicting. In the smaller trial, the improvement in depressive severity on the HAM-D was significantly greater in the venlafaxine-treated group than the fluoxetine-treated group (-14.4 points vs. -10.4 points, $P=0.0048$). In the larger trial no significant difference in depression response or remission was reported. In contrast, venlafaxine was superior to fluoxetine for anxiety response in both trials. In the larger trial there were significantly more HAM-A responders at week 12 in the venlafaxine group compared with the fluoxetine group ($P=0.037$) and in the smaller trial the mean reduction on the Covi Anxiety Scale was greater for venlafaxine than for fluoxetine (-5.7 points vs. -3.9 points, $P=0.001$).

Sertraline Versus Bupropion SR

One efficacy trial compared low-to-high dose sertraline with low-dose bupropion SR over 16 weeks in 248 patients with MDD of moderate severity.¹¹³ High anxiety patients were defined as those with scores in the top quartile on HAM-A (≥ 19 , consistent with at least moderate anxiety). Outcomes included both depression (HAM-D₂₁) and anxiety (HAM-A) measures. For the subgroup with high anxiety, depression response rates (≥ 50 percent reduction in total score, approximately 70 percent in each group) and remission rates (endpoint ≤ 8 , approximately 70 percent in each group) were similar. Likewise, in the high-anxiety subgroup, authors reported no difference in anxiety reduction (measured by mean change in HAM-A) between patients treated with sertraline (-10.0) and bupropion (-9.7).

Sertraline Versus Venlafaxine XR

One efficacy trial compared low-to-high dose sertraline (50–150 mg/day) with low-to-high dose venlafaxine XR (75–225 mg/day) over 8 weeks in a subgroup of 120 patients with MDD of at least moderate severity and accompanying anxiety, defined as a HAM-D anxiety-somatization score of ≥ 7 .⁹⁹ Outcomes included both depressive (HAM-D₁₇) and anxiety (HAM-A) measures. Authors reported no difference between treatment groups in mean depressive severity reduction (-17.3 for sertraline vs. -14.8 for venlafaxine XR, $P=0.7$), depression response rates (≥ 50 percent reduction in total score, 80 percent for sertraline vs. 69 percent for venlafaxine XR, $P=0.26$), or depression remission rates (endpoint ≤ 7 , 63.0 percent for sertraline vs. 54.1 percent with venlafaxine XR, $P=0.44$).

Anxiety symptom outcomes did not differ between treatment groups for the overall study population ($n=163$) or for the high anxiety subgroup ($n=120$). In the overall study population, the mean reduction in HAM-A was -14.1 for the sertraline-treated group and -12.9 for the venlafaxine XR-treated group ($P=0.32$). In the high anxiety subgroup, response on the HAM-D anxiety-somatization subscale (criteria not described) was similar for both treatment arms (83.3 percent for sertraline vs. 70.5 percent for venlafaxine XR, $P=0.12$).

Paroxetine Versus Nefazodone

One RCT compared the low-to-medium dose paroxetine (20–40 mg/day) with low-to-high dose nefazodone (200–600 mg/day) for treatment of accompanying anxiety symptoms over 8 weeks in patients with moderate to severe MDD.¹⁰⁷ Inclusion in the analysis did not require high anxiety, and patients were not categorized based on anxiety level; the outcome was the mean difference between treatment groups in HAM-A improvement. Authors reported similar improvement in HAM-A for the treatment groups (-8.0 for paroxetine versus -6.5 for nefazodone, $P=NS$, 95% CI for difference between groups, -0.7-3.8).

Placebo-Controlled Evidence

Two trials examined the efficacy of a second-generation antidepressant only against placebo.

Venlafaxine Versus Placebo

One 12-week study randomly assigned patients with severe MDD to one of three doses of immediate-release venlafaxine or to placebo.²⁰⁹ Inclusion did not require a high anxiety score. Treatment effects on anxiety were analyzed in a subgroup of 346 patients with accompanying anxiety (defined as a score of ≥ 2 [at least moderate] on the HAM-D anxiety-psychological item, range 0–4). Each treatment arm had an equivalent number of patients with high anxiety. All four treatment arms experienced a reduction in anxiety. Patients in all three venlafaxine groups had statistically significant greater improvement in HAM-D anxiety-psychological and anxiety-somatization scores compared with the placebo group. The three venlafaxine groups did not differ from each other in anxiety outcomes.

Bupropion XL Versus Placebo

One placebo-controlled trial randomized 274 patients with depression and reduced energy, pleasure, and interest to 8 weeks of 150 mg/day to 450 mg/day of bupropion XL or placebo.²¹⁰ Investigators measured anxiety using the anxiety subset of the 30-item Inventory of Depressive Symptomatology- (Interactive Voice Response) Self Report scale (IDS-IVR-30). After 8 weeks

study investigators did not see any difference in improvement in anxiety between the bupropion XL and placebo groups: bupropion XL -2.4 compared with placebo -2.1, $P=0.16$.

Insomnia: Key Points

We identified six head-to-head studies that compared the effects of medications on treatment of depression and accompanying insomnia (Table 31)^{43, 55, 76, 102, 103, 123} and one placebo-controlled trial.²¹⁰ Three of these trials required insomnia for inclusion in the analysis.^{55, 102, 211} Five other trials did not require insomnia for inclusion but rather assessed sleep for all subjects.^{43, 76, 103, 123, 210} The studies that identified an insomnia group provided data addressing both effects on depressive symptoms and effects on insomnia.^{55, 102, 211} The other studies provided information solely on insomnia outcomes. Generally, antidepressants were equally efficacious for accompanying insomnia; however, two trials demonstrated that treatment with trazodone produced greater improvement in sleep scores than fluoxetine and venlafaxine^{103, 123} and one trial showed that fluoxetine led to a worsening in sleep parameters and nefazodone to a slight improvement.^{102, 212} In addition, two trials showed fluoxetine plus eszopiclone to be superior to fluoxetine alone.^{211, 212} We rated the strength of evidence for depression outcomes in patients with accompanying insomnia as insufficient and for insomnia outcomes in patients with depression as low.

Depressive Episode in Patients With Insomnia

Two head-to-head studies provided evidence regarding comparative efficacy of medications for treatment of depression in patients with accompanying insomnia.^{55, 102} The studies showed no statistically significant differences in depressive outcomes for fluoxetine compared with paroxetine and sertraline⁵⁵ or fluoxetine compared with nefazodone.¹⁰² Two trials of fluoxetine supplemented with eszopiclone compared with fluoxetine alone showed mixed results for the difference between the groups for depression scores when the sleep items were excluded from the analysis.^{211, 212}

Insomnia in Depressed Patients

Six head-to-head trials provided mixed evidence about the effects of antidepressants on insomnia in patients with depression. Two trials reported greater improvement in sleep scores for trazodone than for fluoxetine¹⁰³ and venlafaxine;¹²³ however, neither of these analyzed a subgroup of patients with insomnia. One trial found that sleep scores worsened with fluoxetine treatment but not with nefazodone.¹⁰² One trial each found no statistically significant differences for patients on the following medications: escitalopram or fluoxetine,⁴³ fluoxetine, paroxetine, or sertraline;⁵⁵ and fluoxetine or mirtazapine.⁷⁶ Two trials of fluoxetine supplemented with eszopiclone compared with fluoxetine alone in depressed patients with insomnia showed an improvement in sleep for those receiving concomitant eszopiclone.^{211, 212} A placebo-controlled study of bupropion XL found a small, statistically significant improvement in insomnia in those taking bupropion.²¹⁰

Table 31. Trials of adults with major depressive disorders and accompanying insomnia

Study	N	Duration	Interventions	Results	Quality Rating
SSRIs vs. SSRIs: Mao et. al., 2008 ⁴³ *	240	8 weeks	Escitalopram 10 Fluoxetine 20	Improvement in HAM-D Insomnia items similar for both groups	Fair
Fava et al., 2002 ⁵⁵	284 overall; 125 with insomnia	10 to 16 weeks	Fluoxetine 20-60 Paroxetine 20-60 Sertraline 50-200	Improvement in depression scores similar for all groups ($P=0.853$) Improvement in sleep similar for all groups ($P=0.852$)	Fair
SSRIs or SNRIs vs. other second-generation antidepressant: Versiani et al., 2005 ⁷⁶	299	8 weeks	Fluoxetine 20-40 Mirtazapine 15-60	Improvement in sleep quality similar for both groups (overall score not reported)	Fair
Gillen et al., 1997 ¹⁰²	44	8 weeks	Fluoxetine 20-40 Nefazodone 200-500	Improvement in depression scores similar for both groups Worsening in sleep scores greater for fluoxetine than nefazodone ($P<0.05$)	Fair
Beasley et al., 1991 ¹⁰³	126	6 weeks	Fluoxetine 20-60 Trazodone 100-400	Improvement in sleep scores greater for trazodone than fluoxetine ($P=0.001$)	Fair
Cunningham et al., 1994 ¹²³	227	6 weeks	Trazodone 150-400 Venlafaxine 75-200	Improvement in sleep scores greater for trazodone than venlafaxine ($P<0.05$)	Fair
Other second-generation antidepressants vs. placebo: Jefferson et. al., 2006 ²¹⁰ *	274	8 weeks	Bupropion XL 150-450 Placebo	Improvement in insomnia greater for bupropion than placebo (IDS-IVR-30 score: bupropion XL -2.1 vs. placebo -1.5, $P=0.023$)	Fair
SSRI vs. SSRI plus concomitant medication: McCall, et al., 2010 ²¹¹ *	60	8 weeks	Fluoxetine 20-40 Fluoxetine 20-40 PLUS Eszopiclone 3	Improvement in depression scores similar for both groups (excluding insomnia scales; $P=0.11$) Improvement in sleep scores greater for fluoxetine plus eszopiclone than for fluoxetine alone ($P<0.05$)	Fair
Fava, 2006 ²¹²	545	8 weeks	Fluoxetine 20-40 Fluoxetine PLUS Eszopiclone 3	Improvement in depression scores greater for fluoxetine plus eszopiclone than fluoxetine alone ($P=0.009$) Improvement in sleep latency, wake time after sleep onset and total sleep time better for combination of fluoxetine plus eszopiclone versus fluoxetine alone ($P<0.0005$)	Fair

HAM-D = Hamilton Rating Scale for Depression; IDS-IVR-30 = 30-item Inventory of Depressive Symptomatology - (Interactive Voice Response) Self Report; NR = not reported; SSRI = selective serotonin reuptake inhibitor; vs. = versus; XL = extended release

*Study added during update.

Insomnia: Detailed Analysis

Head-to-Head Evidence

Six head-to-head trials addressed this issue.

Escitalopram Versus Fluoxetine

One trial compared low-dose escitalopram (10 mg/day) and low-dose fluoxetine (20 mg/day) over 8 weeks in 240 Chinese patients with MDD.⁴³ The investigators did not require insomnia for inclusion, nor did they present trial results for a subgroup of patients with insomnia. Response rates for the three HAM-D items for initial-, middle-, and delayed-insomnia (items 4, 5, and 6) showed no statistically significant difference between escitalopram and fluoxetine (initial, 77 percent vs. 73 percent; middle, 61 percent vs. 64 percent; delayed, 70 percent vs. 69 percent, respectively).

Fluoxetine Versus Nefazodone

One trial compared low-to-medium doses of fluoxetine (20–40 mg/day) with low-medium doses of nefazodone (200–500 mg/day) in an 8-week trial of 44 MDD patients with insomnia.¹⁰² The authors assessed sleep disturbance and improvement using polysomnographic recordings and the sleep items of the HAM-D. Overall nefazodone resulted in significantly less worsening of sleep parameters than fluoxetine (e.g., sleep efficiency and number of awakenings, $P<0.05$) and more improvement in the combined HAM-D sleep items “sleep disturbance factor” (mean \pm SE: fluoxetine 1.5 ± 0.4 ; nefazodone 2.5 ± 0.3 , $P<0.05$). Improvement in HAM-D score was similar for the two groups (mean improvement from baseline and 95% CI for fluoxetine 10.3 ± 1.35 and for nefazodone 11.5 ± 1.41).

Fluoxetine Versus Paroxetine Versus Sertraline

One trial compared low-to-high doses of fluoxetine (20–60 mg/day), paroxetine (20–60 mg/day), and sertraline (50–200 mg/day) in a trial of MDD patients with at least a moderate degree of depression that lasted between 10 and 16 weeks.⁵⁵ A secondary analysis evaluated depression outcomes in patients with insomnia, defined as a score of at least 4 points on the HAM-D sleep disturbance subscale (a 0 to 6 scale consisting of a summed score of three HAM-D₁₇ sleep items [assessing initial, middle, and terminal insomnia], where higher scores indicated worse insomnia). For the 125 patients in this subgroup, the three SSRIs did not differ significantly on the HAM-D score (overall $P=0.853$).

This trial also assessed the effect of medications on insomnia. Again, treatment groups did not differ. Insomnia (measured as above on the 6-point scale) improved to a similar degree for all three groups (fluoxetine, -3.1; paroxetine, -2.9; sertraline, -3.1; overall $P=0.852$).

Fluoxetine Versus Trazodone

One trial compared low-dose fluoxetine (95 percent of participants took 20 mg/day) with low-to-medium dose trazodone (50–400 mg/day, median 250 mg) over 6 weeks in patients with major depression.¹⁰³ Investigators did not require insomnia symptoms for inclusion and did not analyze an insomnia subgroup. Overall HAM-D sleep disturbance scores improved more in the trazodone group than in the fluoxetine group (-2.7 vs. -1.6; $P=0.001$).

Fluoxetine Versus Mirtazapine

One trial compared low-to-medium doses of fluoxetine (20–40 mg/day) with low-to-high doses of mirtazapine in an 8-week trial of patients with severe MDD.⁷⁶ The investigators did not categorize subgroups of patients by the presence or absence of insomnia. They compared outcomes on the Leeds Sleep Evaluation Questionnaire for all trial participants. Total scores

were not reported; efficacy on individual items did not differ in any substantial or consistent way between treatment groups.

Venlafaxine Versus Trazodone Versus Placebo

One trial compared low-to-medium doses of venlafaxine (75–200 mg/day) and trazodone (150–400 mg/day) over 6 weeks in patients with major depression.¹²³ Investigators did not require insomnia symptoms for inclusion and did not analyze an insomnia subgroup. HAM-D sleep disturbance scores were better (lower) at endpoint in patients receiving trazodone than in those receiving either venlafaxine or placebo (score 1.42 for trazodone, 2.22 for venlafaxine, 1.95 for placebo; $P<0.05$). HAM-D sleep disturbance factor scores at endpoint did not differ between venlafaxine and placebo ($P=NR$).

Fluoxetine Versus Fluoxetine Plus Eszopiclone

Two trials compared fluoxetine (20–40 mg/day) with fluoxetine (20–40 mg/day) and concomitant eszopiclone (3 mg/day) over 8 weeks in depressed patients with insomnia.^{211, 212} In one trial, the investigators measured an improvement in insomnia using prospective sleep diaries (completed by patients) and the Insomnia Severity Index (ISI) score.²¹¹ The other trial used an interactive voice recording system to monitor sleep functions and depression symptoms.²¹² The adjusted odds ratio for an improvement of 6 points on the ISI for patients receiving fluoxetine plus eszopiclone compared with fluoxetine alone was 7.21 (95% CI, 1.51 to 34.4).²¹¹ In the second trial, the patients reported statistically significant improvements in total sleep time and sleep latency.²¹² Results regarding depressive symptoms were conflicting: there was no statistically significant difference between the two groups in improvement on the HAM-D when sleep items were excluded from the analysis in one trial,²¹¹ and in the other trial, the improvement in depression based on the HAM-D remained statistically significant even when insomnia items were removed from the subanalysis.²¹²

Placebo-Controlled Evidence

One placebo-controlled trial randomized 274 patients with depression and reduced energy, pleasure, and interest to 8 weeks of 150 mg/day to 450 mg/day of bupropion XL or placebo.²¹⁰ Investigators measured insomnia using the insomnia subset of the 30-item IDS-IVR-30. After 8 weeks, participants in the bupropion XL group demonstrated a significantly greater improvement in insomnia score (bupropion XL -2.1; placebo -1.5, $P=0.023$).

Low Energy: Key Points

One placebo-controlled RCT focused on patients with reduced energy, pleasure and interest (the authors combine low energy and anhedonia items in their analysis) (Table 32).²¹⁰

Table 32. Trials of adults with major depressive disorder and accompanying low energy

Study	N	Duration	Interventions	Results	Quality Rating
Other second generation vs. placebo: Jefferson et. al., 2006 ²¹⁰ *	274	8 weeks	Bupropion XL 150-450 Placebo	Improvement in depression scores for bupropion XL superior to placebo ($P=0.018$) Improvement in reduced energy, pleasure and interest subset score for bupropion XL superior to placebo ($P=0.007$)	Fair

XL = extended release

*New study added during update.

The strength of evidence that bupropion XL is superior to placebo for treating depression in patients with low energy or for treating the accompanying low energy is insufficient. The strength of evidence for the comparative efficacy of other antidepressants for treating low energy in depressed patients is insufficient.

Low Energy: Detailed Analysis

One 8-week, placebo-controlled RCT of bupropion XL involved 274 patients with reduced energy and pleasure as determined by their subset score on the self-rated IDS-IVR-30 scale.²¹⁰ Patients who received 150–450mg of bupropion XL showed a statistically significant greater mean improvement in their total IDS-IVR-30 score after 8 weeks than those who received placebo (bupropion XL -21.3 vs. placebo -17.6, $P=0.018$). Similarly, the bupropion XL group demonstrated a significantly greater improvement in the energy, pleasure, and interest subset of the IDS-IVR-30 scale after 8 weeks than those receiving placebo (bupropion XL -6.7; placebo -5.3, $P=0.007$).

Melancholia: Key Points

Two head-to-head studies examined whether, for patients with melancholia, medications differed in their effect on depressive symptoms (Table 33).^{85, 202} We rated the strength of evidence for the comparative efficacy and effectiveness of second-generation antidepressants (fluoxetine, sertraline, and venlafaxine) for treating depression in patients with melancholia as insufficient.

Table 33. Trials of adults with major depressive disorders and accompanying melancholia

Study	N	Duration	Interventions	Results	Quality Rating
SSRIs vs. SSRIs: Flament et al., 1999 ²⁰²	286 overall; 197 with melancholia	6 weeks	Fluoxetine 20-40 Sertraline 50-100	Depression response rates for sertraline superior to fluoxetine ($P<0.05$); improvement in depression scores similar for both groups ($P=NR$)	Fair
SSRIs vs. SNRIs: Tzanakaki et al., 2000 ⁸⁵	109 (all with melancholia)	6 weeks	Fluoxetine 60 Venlafaxine 225	Depression response and remission rates similar for both groups ($P=NR$)	Fair

NR = not reported; SNRI = serotonin norepinephrine reuptake inhibitor; SSRI = selective serotonin reuptake inhibitor

We found no evidence addressing the comparative efficacy and effectiveness of second-generation antidepressants for the treatment of accompanying melancholic symptoms; thus, the strength of evidence is insufficient.

Depressive Episode in Patients With Melancholia

Two head-to-head trial compared fluoxetine with sertraline²⁰² or venlafaxine.⁸⁵ One found a greater response rate in patients receiving sertraline than fluoxetine.²⁰² The other reported no difference between the fluoxetine and venlafaxine groups in response and remission rates.⁸⁵

Melancholia in Depressed Patients

We identified no trial addressing treatment of melancholic symptoms.

Melancholia: Detailed Analysis

Head-to-Head Evidence

We identified two 6-week, fair-quality, head-to-head studies.^{85, 202}

Fluoxetine Versus Sertraline

One trial enrolled patients who were at least moderately depressed (either MDD or the depressed phase of bipolar disorder); patients were randomized to low-to-medium dose fluoxetine (20–40 mg/day) or sertraline (50–100 mg/day) for 6 weeks.²⁰² In the subgroup with melancholia by DSM-III-R criteria, depression response rates (≥ 50 percent decrease in HAM-D) were significantly better for sertraline than for fluoxetine (59 percent vs. 44 percent, $P < 0.05$).

Fluoxetine Versus Venlafaxine

One trial involved severely depressed hospitalized patients or outpatients with MDD and melancholia per DSM-IV criteria; patients were randomized to 6 weeks of either 60 mg/day of fluoxetine or 225 mg/day of venlafaxine.⁸⁵ Authors reported no statistically significant difference in response rates (≥ 50 percent decrease in HAM-D₂₁ or MADRS and CGI improvement score of 1 or 2) between groups (58 percent for fluoxetine, 65 percent for venlafaxine). Similarly, remission rates (final HAM-D score < 7) did not differ significantly (fluoxetine, 35.8 percent; venlafaxine, 40.7 percent).

Pain: Key Points

We included one systematic review,²¹⁸ one head-to-head trial⁸⁷ and five placebo-controlled trials²⁰⁴⁻²⁰⁸ that assessed the efficacy of antidepressants for treatment of depression and accompanying pain symptoms (Table 34). The systematic review included studies that reported any pain-specific outcome.²¹⁸ Two placebo-controlled trials required baseline pain for inclusion;^{204, 207} these studies provided data addressing both parts of this Key Question (depression outcomes in patients with accompanying pain; pain outcomes in MDD patients). The other four trials did not require pain for inclusion but rather assessed pain symptoms for all subjects; these trials provided information only for pain outcomes.^{87, 205, 206, 208}

We rated all studies fair quality. The strength of evidence for the comparative efficacy of paroxetine and duloxetine for accompanying pain is moderate. The strength of evidence is insufficient for the superiority of duloxetine over placebo for treating the depressive episode, it is moderate for treating accompanying pain.

Depressive Episode in Patients With Pain

Two trials reported conflicting results regarding differences in efficacy between duloxetine and placebo for treatment of depression in patients with mild to moderate pain.^{204, 207} One RCT of 282 patients suggested similar efficacy for duloxetine and placebo;²⁰⁴ one RCT of 327 patients showed duloxetine to be superior to placebo in treating the depressive episode.²⁰⁷

Pain in Depressed Patients

Pooled results of four head-to-head studies in the systematic review and meta-analysis showed that improvement in pain scores was similar for paroxetine and duloxetine.²¹⁸ Six studies provided mixed evidence for efficacy of active drugs compared with placebo for treatment of accompanying pain. Six trials compared duloxetine with placebo,^{87, 204-208} three of these reported

statistically greater pain improvement in at least one duloxetine treatment arm.²⁰⁵⁻²⁰⁷ One study compared paroxetine with placebo;⁸⁷ and found a statistically greater improvement for paroxetine compared with placebo. Overall, mean differences in pain scores between groups were small and may not be clinically meaningful.

Table 34. Trials or other studies of adults with major depressive disorders and accompanying pain

Study	N	Duration	Interventions	Results	Quality Rating
SSRIs vs. SNRIs: Detke et al., 2004 ⁸⁷	367	8 weeks	Duloxetine 80, 120 Paroxetine 20 Placebo	Improvement in pain for paroxetine superior to placebo ($P=0.035$) Improvement in pain scores similar for duloxetine 80 mg and placebo ($P=0.063$) and duloxetine 120 mg and placebo ($P=0.086$)	Fair
Krebs et al., 2008 ²¹⁸ *	NA	NA	Duloxetine Paroxetine Placebo	Improvement in VAS was similar for duloxetine and paroxetine (pooled WMD -0.8mm; 95% CI, -3.8mm to 2.3mm)	Fair
SNRIs vs. Placebo: Detke et al., 2002 ²⁰⁵	245	9 weeks	Duloxetine 60 Placebo	Pain score improvement slightly greater for duloxetine than placebo ($P=0.019$)	Fair
Detke et al., 2002 ²⁰⁶	267	9 weeks	Duloxetine 60 Placebo	Pain score improvement slightly greater for duloxetine than placebo ($P=0.037$)	Fair
Brannan et al., 2005 ²⁰⁴ *	282	7 weeks	Duloxetine 60 Placebo	Improvement similar for duloxetine and placebo in depression scores ($P=0.544$), depression response rates ($P=0.901$), and remission rates ($P=0.887$) Improvement in pain scores was similar ($P=0.066$)	Fair
Brecht et al., 2007 ²⁰⁷ *	327	8 weeks	Duloxetine 60 Placebo	Greater improvement in depression severity for duloxetine than placebo (MADRS: duloxetine -- 16.69 vs. placebo -11.31, $P\leq 0.0001$) Greater improvement in pain for duloxetine than placebo (BPI-SF scale: duloxetine -2.57 vs. placebo -1.64, $P=0.0008$)	Fair
Raskin et al., 2007 ^{208, 219} *	311	8 weeks	Duloxetine 60 Placebo	Numerically greater improvement in pain for duloxetine than placebo; result not statistically significant (data NR).	Fair

BPI-SF = Brief Pain Inventory- Short Form; CI = confidence interval; MADRS = Montgomery-Asberg Depression Rating Scale; mg = milligram; mm = millimeter; NR = not reported; SNRI = serotonin norepinephrine reuptake inhibitor; SSRI = selective serotonin reuptake inhibitor; VAS = visual analogue scale; vs. = versus

*New study added during update.

For outcome measures, studies used a visual analog scale (VAS) for overall pain (0 mm to 100 mm scale, where higher scores indicate worse pain) or the Brief Pain Inventory (BPI) severity scale (0 to 10 scale, where higher scores indicate worse pain). No study reported percentages of patients with clinically important improvement in pain. All studies were funded by the maker of duloxetine.

Pain: Detailed Analysis

Head-to-Head Evidence

Paroxetine Versus Duloxetine Versus Placebo

Two multicenter trials compared the efficacy of duloxetine, paroxetine, and placebo. Neither trial required pain symptoms for inclusion; baseline pain severity was mild in both trials.

One systematic review of studies that included at least one pain-related outcome pooled the results of four head-to-head studies of paroxetine and duloxetine.²¹⁸ The results indicated that the

efficacy of duloxetine and paroxetine does not differ meaningfully for treating accompanying pain; the reviewers calculated a pooled weighted mean difference on the VAS of -0.8 mm, slightly favoring paroxetine over duloxetine (95% CI, -3.8 mm to 2.3 mm).

In addition, one trial compared two high doses of duloxetine (80 mg/day and 120 mg/day) to low-dose paroxetine (20 mg/day) and placebo.⁸⁷ Improvement in overall pain (decrease in 100 mm VAS) was similar for both duloxetine formulations and paroxetine (duloxetine 80 mg/day, -11.2 mm; duloxetine 120 mg/day, -12.2 mm; paroxetine, -16.0 mm; $P=0.77$ for duloxetine 80 mg vs. paroxetine; $P=0.66$ for duloxetine 120 mg vs. paroxetine). Mean pain improvement was statistically significantly superior to placebo for paroxetine ($P=0.035$) but not for either duloxetine formulation ($P=0.063$ for duloxetine 80 mg vs. placebo; $P=0.086$ for duloxetine 120 mg vs. placebo).

Placebo-Controlled Evidence

Duloxetine Versus Placebo

Overall, five trials provide evidence on duloxetine versus placebo.²⁰⁴⁻²⁰⁸ Two trials randomized only patients with pain to high-dose duloxetine (60mg/day) for 7,²⁰⁴ or 8 weeks.²⁰⁷ In the 7-week, multicenter trial, participants were 282 outpatients who met DSM-IV criteria for major depression and reported accompanying pain, with a BPI average pain score of 2 or more at baseline. Patients who had “a primary pain complaint with a diagnosis such as arthritis, fibromyalgia, migraine headache, or acute injury” were excluded. Mean baseline pain severity was moderate (BPI average: 4.85 for duloxetine, 4.62 for placebo). The authors found no statistically significant difference between duloxetine and placebo on either depression or pain outcomes. Mean HAM-D₁₇ improvement was similar for the groups (duloxetine, -10.9; placebo, -10.3; $P=0.544$). Depression response and remission rates did not differ between duloxetine and placebo (response 42 percent vs. 40 percent, $P=0.901$; remission 23 percent vs. 24 percent, $P=0.887$). Mean reduction in BPI average pain was similar for duloxetine and placebo (-2.32 vs. -1.80; $P=0.066$). Mean changes in BPI worst pain, least pain, and current pain intensity did not differ between treatment groups ($P>0.10$ for all comparisons). Mean changes in VAS overall pain did not differ between treatment groups (values NR, $P=NR$). In contrast, depressed patients with at least moderate pain (based on a BPI-SF score of 3 or more) receiving duloxetine in the 8-week RCT demonstrated a significantly better response to treatment than those receiving placebo for depression (MADRS total score: duloxetine -16.69; placebo -11.31, $P\leq 0.001$) and pain (BPI-SF average pain: duloxetine -2.57 vs. placebo -1.64, $P=0.0008$).²⁰⁷

Three trials compared the efficacy of high-dose duloxetine (60 mg/day) to placebo over 8 to 9 weeks for treatment of pain in patients with depression who met DSM-IV criteria for MDD but were not required to have pain.^{205, 206, 208} Mean baseline pain severity was mild (VAS for overall pain: 29.0, 25.4, and 30.1 for duloxetine, 28.2, 26.2, and 33.35 for placebo). All three studies reported differences in VAS overall pain improvement favoring duloxetine over placebo; in two cases this result reached statistical significance: -8.5 mm vs. -1.3 mm ($P=0.019$)²⁰⁵ and -11.0 mm vs. -6.4 mm ($P=0.037$).²⁰⁶

Psychomotor Change: Key Points

One head-to-head trial examined depression response in subgroups with psychomotor change (including psychomotor retardation or psychomotor agitation) (Table 35).²⁰² We graded the strength of evidence for the comparative efficacy of fluoxetine and sertraline for treating the

depressive episode in patients with accompanying psychomotor change as insufficient. We found no evidence for the comparative efficacy and effectiveness of second-generation antidepressants for the treatment of accompanying psychomotor symptoms; strength of evidence is insufficient.

Table 35. Studies of adults with major depressive disorders and accompanying psychomotor change

Study	N	Duration	Interventions	Results	Quality Rating
SSRIs vs. SSRIs: Flament et al., 1999 ²⁰²	286 overall 47 with psychomotor retardation 78 with psychomotor agitation	6 weeks	Fluoxetine 20-40 Sertraline 50-100	In patients with psychomotor retardation, depression scores and response rates similar for both groups ($P=NR$) In patients with psychomotor agitation, depression scores ($P=0.02$) and response rates ($P=0.04$) were superior for sertraline	Fair

NR = not reported; SSRI = selective serotonin reuptake inhibitor

Depressive Episode in Patients With Psychomotor Changes

One trial provided evidence that fluoxetine and sertraline have similar efficacy for treatment of depression in patients with psychomotor retardation. It also reported that sertraline was more efficacious than fluoxetine for treating depression in patients with psychomotor agitation.²⁰²

Psychomotor Changes in Depressed Patients

We identified no efficacy trials addressing treatment of psychomotor change symptoms.

Psychomotor Change: Detailed Analysis

Head-to-Head Evidence

Fluoxetine Versus Sertraline

One 6-week trial compared low-to-medium doses of fluoxetine and sertraline for treating depression in subgroups of patients with MDD or the depressed phase of bipolar disorder and psychomotor retardation or psychomotor agitation.²⁰² The subgroup with psychomotor retardation comprised 47 patients with a score of 2 or more on HAM-D item 8 (retardation) and 1 or less on item 9 (agitation). In this subgroup, mean HAM-D scores improved similarly for fluoxetine- and sertraline-treated patients (-10.7 vs. -9.1 points, $P=NR$). Response rates (≥ 50 percent improvement on HAM-D-17 total score) were also similar for fluoxetine and sertraline (46 percent vs. 48 percent, $P=NR$). The same study evaluated depression response in a subgroup of 78 patients with psychomotor agitation, defined as a score of 1 or less on HAM-D item 8 and 2 or more on item 9. Among patients with psychomotor agitation, improvement in HAM-D total score was greater in patients receiving sertraline than in those receiving fluoxetine (-12.4 vs. -8.7 points, $P=0.02$). Response rates were also significantly better for sertraline than for fluoxetine (62 percent vs. 39 percent, $P=0.04$).

Somatization: Key Points

We identified one randomized, head-to-head trial and one open-label, head-to-head effectiveness trial that compared effects of medications on accompanying somatization in

depressed primary-care patients (Table 36).^{43, 128} The strength of evidence that antidepressants demonstrate similar efficacy and effectiveness for the treatment of accompanying somatization is insufficient. We identified no trials that dealt with treating depression among patients with somatization; thus, the strength of evidence for this issue is insufficient.

Table 36. Studies of adults with major depressive disorders and accompanying somatization

Study	N	Duration	Interventions	Results	Quality Rating
SSRIs vs. SSRIs: Mao et. al., 2008 ⁴³ *	240	8 weeks	Escitalopram 10 Fluoxetine 20	Improvement in somatization items of HAM-D similar for escitalopram and fluoxetine	Fair

HAM-D = Hamilton Rating Scale for Depression; SSRI = selective serotonin reuptake inhibitor

*New study added during update.

Somatization in Depressed Patients

One RCT of escitalopram and fluoxetine found no difference in response rates on the somatization items of the HAM-D (items 12 and 13).⁴³ One open-label effectiveness study found no difference in effectiveness among paroxetine, fluoxetine, and sertraline on a somatization severity scale measure.¹²⁸

Somatization: Detailed Analysis

Head-to-Head Evidence

Escitalopram Versus Fluoxetine

One trial compared low-dose escitalopram (10 mg/day) with low-dose fluoxetine (20 mg/day) over 8 weeks in 240 Chinese patients with MDD.⁴³ The investigators provided response rates for the two HAM-D items for gastrointestinal and general somatization (items 12 and 13). Escitalopram and fluoxetine did not differ significantly in efficacy detected.

Fluoxetine Versus Paroxetine Versus Sertraline

One open-label, head-to-head trial compared the effectiveness of low-dose fluoxetine, paroxetine, and sertraline for the treatment of depression in primary care over 9 months.¹²⁸ Somatization severity was measured using the Patient Health Questionnaire Somatization Severity scale (0–28 scale, where higher scores indicate worse severity). The report did not present analyses stratified by levels of somatization severity. The authors reported no statistically significant differences in somatization severity scores among treatment groups (-3.1 for fluoxetine, -3.2 for paroxetine, and -4.1 for sertraline, $P=NR$).

Key Question 4: Safety, Adverse Events, Adherence

This section has two parts: the first relates to comparisons among second-generation antidepressants in general (e.g., as in KQ 1), and the second relates to comparisons between immediate- and extended-release compounds. The basic issues are whether the medications differ in safety, adverse events, or adherence and persistence. Of interest, as before, are the following: SSRIs (citalopram, escitalopram, fluoxetine, fluvoxamine, paroxetine, and sertraline); SSNRIs and SNRIs (desvenlafaxine, duloxetine, mirtazapine, and venlafaxine); and all other second-generation agents (bupropion, nefazodone, and trazodone).

As described in more detail in the Methods section, we included data from head-to-head trials, placebo-controlled trials, and observational studies for the assessment of the comparative harms of second-generation antidepressants. We included observational studies when the sample size was larger than 1,000 and the study duration at least 3 months.

The two main parts dealing with these issues are generally presented in the same way as the earlier sections: an overview of the articles included a summary of the key points and a detailed analysis of studies. Because specific harms or categories of adverse events are of particular significance, we generally focus on those in subsections. Tables in the subsections on detailed analysis present information as in the tables for KQ 1, with information about comparisons (SSRIs, then SSNRIs and SNRIs, then other antidepressants) from head-to-head trials first, then placebo-controlled trials, then other types of studies. For this purpose, we regard systematic reviews and meta-analyses as observational studies.

Key Question 4a: Comparative Harms and Adherence for Second-Generation Antidepressants

We structured this section in four parts: a general overview, a synthesis of the evidence on adverse events and discontinuation rates, a section on serious adverse events, and a section on adherence. We have distinguished adverse events from serious adverse events based on a Food and Drug Administration (FDA) classification. FDA defines adverse events as any medical occurrence associated with the use of a drug, whether or not considered drug related.²²⁰ A serious adverse event is any medical occurrence that results in death, is life threatening, requires hospitalization, results in persistent or significant disability or incapacity, or is a congenital birth defect.²²⁰

Adverse Events and Discontinuation Rates: Overview

Most of the studies that examined the efficacy of one drug relative to another also determined differences in harms. Methods of adverse events assessment differed greatly. Few studies used objective scales such as the UKU-SES (Utvalg for Kliniske Undersogelser Side Effect Scale) or the adverse reaction terminology from the World Health Organization (WHO). Most studies combined patient-reported adverse events with a regular clinical examination by an investigator. Determining whether assessment methods were unbiased and adequate was often difficult. Rarely did authors report whether adverse events were prespecified and defined. Short study durations and small sample sizes also limited the validity of adverse events assessment in many trials.

Few randomized controlled trials (RCTs) were designed to assess adverse events as primary outcomes. Most published studies were post hoc analyses or retrospective reviews of databases.

Detailed information on included studies can be found in the evidence tables in Appendix C; information on systematic reviews and meta-analyses on this topic appears in the evidence tables. Most studies were rated fair quality; those rated otherwise are noted in text.

Adverse Events and Discontinuation Rates: Key Points

We analyzed adverse events data of 92 head-to-head efficacy studies of 22,586 patients and 51 additional studies of both experimental and observational design.

In efficacy trials, on average, 63 percent of patients experienced at least one adverse event during treatment. Diarrhea, dizziness, dry mouth, fatigue, headache, nausea, sexual dysfunction,

sweating, tremor, and weight gain were commonly reported adverse events. Overall, second-generation antidepressants led to similar adverse events; the frequencies of specific adverse events, however, differed among some second-generation antidepressants. These findings are generally consistent with results from observational studies. Specifically:

- Venlafaxine was associated with an approximately 49 percent (95% CI, 22 to 82) higher incidence of nausea and vomiting than with SSRIs as a class. The strength of evidence is high.
- Mirtazapine led to higher weight gains than comparator drugs.^{75-77, 90, 92, 118} Mean weight gains relative to pretreatment weights ranged from 0.8 kg to 3.0 kg after 6 weeks to 8 weeks of treatment. The strength of evidence for higher risks of weight gain with mirtazapine than with other antidepressants is high.
- Sertraline led to higher rates of diarrhea than comparator drugs (bupropion, citalopram, fluoxetine, fluvoxamine, mirtazapine, nefazodone, paroxetine, venlafaxine) in most studies.^{41, 56, 58-60, 64, 66, 96, 97, 112-114, 132, 133, 201, 221} The incidence was 8 percent (95% CI, 3 to 11) higher than with comparator drugs. Whether this finding can be extrapolated to comparisons of sertraline with the remaining second-generation antidepressants remains unclear. The strength of evidence that sertraline has a higher risk of diarrhea than other antidepressants is moderate.
- Trazodone was associated with an approximately 16 percent (3 percent less to 36 percent higher) higher incidence of somnolence than comparator drugs (bupropion, fluoxetine, mirtazapine, paroxetine, venlafaxine).^{103, 104, 109, 119, 123, 124} Whether this finding can be extrapolated to comparisons of trazodone with the remaining second-generation antidepressants remains unclear. The strength of evidence that trazodone leads to higher rates of somnolence than comparator drugs is moderate.
- Overall discontinuation rates were similar between SSRIs as a class and other second-generation antidepressants. The strength of evidence is high.
- Discontinuation rates because of adverse events were also similar between SSRIs as a class and bupropion, mirtazapine, nefazodone, and trazodone. The strength of evidence is high. Duloxetine had a 67 percent (95% CI, 17 to 139) and venlafaxine an approximately 40 percent (95% CI, 16 to 73) higher risk for discontinuation because of adverse events than SSRIs as a class. The strength of evidence is high.
- Discontinuation rates because of lack of efficacy were similar between SSRIs as a class and bupropion, duloxetine, mirtazapine, nefazodone, and trazodone. Venlafaxine had a 34 percent (95% CI, 47 to 93) lower risk of discontinuation because of lack of efficacy than SSRIs as a class. The strength of evidence is high.

Adverse Events and Discontinuation Rates: Detailed Analysis

Tables 37–39 present data on the design, interventions, results, and quality ratings of studies we included to examine issues relating to key adverse events and discontinuation. We focused on general tolerability and discontinuation (including nausea and vomiting and selected gastrointestinal problems) (Table 37), weight change (Table 38), and discontinuation syndrome (Table 39). We rated the strength of evidence on general adverse events as high or moderate (depending on the specific measure) and on discontinuation rates as high.

Table 37. Studies assessing general tolerability and discontinuation

Study	Design Interventions	N	Results	Quality Rating
Rapaport et al., 1996 ⁴⁷	RCT Fluoxetine vs. fluvoxamine	100	Significantly more nausea with fluoxetine	Fair
Brambilla et al., 2005 ²²²	Systematic review Fluoxetine vs. other SSRIs	15,920	No difference in discontinuation rates because of adverse events	Good
Mackay et al., 1999 ²²³ Mackay, Dunn, and Mann, 1999 ²²⁴	Prescription event monitoring Fluoxetine, fluvoxamine, sertraline, nefazodone, paroxetine, venlafaxine	>74,626	Similar side effects profiles; the most overall adverse events with fluvoxamine	Fair
Haffmans, Timmerman, and Hoogduin, 1996 ⁴⁰	RCT Fluvoxamine vs. paroxetine	217	Significantly more diarrhea and nausea with fluvoxamine	Fair
Cipriani et al., 2010 ^{221 *}	Meta-analysis Sertraline vs. other second-generation antidepressants	NR	No differences in overall adverse events rates Significantly higher rates of diarrhea for sertraline than bupropion and mirtazapine	Good
Meijer et al., 2002 ²²⁵	Retrospective cohort study Sertraline vs. SSRIs	1,251	Significantly more diarrhea with sertraline	Fair
Greist et al., 2004 ²²⁶	Pooled analysis Duloxetine vs. fluoxetine and paroxetine	2,345	No differences in nausea between duloxetine and paroxetine or duloxetine and fluoxetine	Fair

NR = not reported; RCT = randomized controlled trial; SSRI = selective serotonin reuptake inhibitors

* New study added during update.

Table 38. Studies assessing changes in weight

Study	Design Interventions	N	Results	Quality Rating
Kasper et al., 2009 ^{227 *}	Pooled analysis of 2 RCTs Escitalopram vs. paroxetine	777	No differences in weight gain between escitalopram and paroxetine	Fair
Fava et al., 2000; ¹²⁷ Fava et al., 2002 ⁵⁵	RCT Fluoxetine vs. paroxetine vs. sertraline	284	Highest weight gain with paroxetine Weight gain >7 percent more often with paroxetine	Fair
Hong et al., 2003 ⁷⁵	RCT Fluoxetine vs. mirtazapine	133	Higher weight gain with mirtazapine	Fair
Versiani et al., 2005 ⁷⁶	RCT Fluoxetine vs. mirtazapine	299	Higher weight gain with mirtazapine	Fair
Wheatley et al., 1998 ⁷⁷	RCT Fluoxetine vs. mirtazapine	133	Significantly higher weight gain with mirtazapine	Fair
Wise et al., 2006 ^{228 *}	Pooled analysis Fluoxetine vs. paroxetine vs. duloxetine	5,194	Similar weight changes among duloxetine, fluoxetine, and paroxetine	Fair
Benkert, Szegedi, and Kohnen, 2000 ⁹⁰	RCT Paroxetine vs. mirtazapine	275	Higher weight gain with mirtazapine	Fair

Table 38. Studies assessing changes in weight (continued)

Study	Design Interventions	N	Results	Quality Rating
Schatzberg et al., 2002 ⁹²	RCT Paroxetine vs. mirtazapine	255	Higher weight gain with mirtazapine	Fair
Guelfi et al., 2001 ¹¹⁸	RCT Venlafaxine vs. mirtazapine	157	Higher weight increase with mirtazapine	Fair
Halikas, 1995 ¹¹⁹	RCT Trazodone vs. mirtazapine	150	Increased appetite reported with mirtazapine	Fair
Goldstein et al., 1997 ²²⁹	RCT Fluoxetine vs. placebo	671	Higher weight loss with fluoxetine in older patients	Fair
Michelson et al., 1999 ¹⁹⁰ Reimherr et al., 1998 ¹⁵⁵	RCT Fluoxetine vs. placebo	395	Fluoxetine and placebo showed a weight gain	Fair
Croft et al., 2002 ²³⁰	RCT Bupropion vs. placebo	423	Small weight loss with bupropion over 44 weeks	Fair

NA = not applicable; NR = not reported; RCT = randomized controlled trial

*New study added during update.

Table 39. Studies assessing discontinuation syndrome

Study	Design Interventions	N	Results	Quality Rating
Judge et al., 2002 ²³¹	Open-label trial Fluoxetine vs. paroxetine	150	Significantly fewer symptoms in the fluoxetine group than the paroxetine group	Fair
Montgomery and Andersen, 2006 ²³² *	Pooled analysis Escitalopram vs. venlafaxine XR	487	Significantly more discontinuation symptoms in the venlafaxine XR than in the escitalopram group	Fair
CSM Expert Working Group, 2004 ²³³	Systematic review and meta-analysis Second-generation antidepressants	NR	No differences in risk of discontinuation syndrome among second-generation antidepressants	Good
Zajecka et al., 1998 ²³⁴	RCT Fluoxetine vs. placebo	395	Dizziness significantly less frequent in fluoxetine patients at 4 and 6 weeks	Fair
Perahia et al., 2005 ²³⁵	Pooled analysis Duloxetine vs. placebo	3,624	Significantly higher rate of discontinuation syndrome with duloxetine than with placebo (44% vs. 23%)	Fair

RCT = randomized controlled trial; vs. = versus; XR = extended release

*New study added during update.

Table 40 summarizes, by specific drug, the mean incidence and 95 percent confidence interval for six specific adverse events commonly reported in head-to-head trials. We calculated descriptive statistics based on data from efficacy studies. Comparisons across different drugs, however, should be made with caution given differences in assessment and reporting of adverse events across trials.

Table 40. Incidence of specific adverse events across head-to-head trials (mean percentage) (95 percent confidence interval)^a

Drug	Diarrhea	Dizziness	Headache	Insomnia	Nausea	Somnolence
Bupropion	8.9 (3.3-14.4)	9.3 (1.6-17.3)	27.6 (22.0-33.2)	14.6 (9.6-19.7)	14.3 (9.8-18.8)	5.4 (0.1 -10.7)
Citalopram	9.1 (5.5-12.6)	7.6 (3.4-11.9)	15.6 (8.2-23.0)	10.3 (5.0-15.5)	12.7 (8.5-16.9)	12.3 (5.2-19.4)
Desvenlafaxine	NR	NR	NR	12.5 (-6.5-31.6)	22.5 (16.2-28.9)	NR
Duloxetine	17.4 (8.6-26.2)	16.4 (11.7-21.2)	18.5 (8.8-28.1)	12.6 (9.5-15.7)	29.0 (19.7-38.2)	11.4 (6.5-16.3)
Escitalopram	12.0 (6.1-17.8)	8.8 (4.6-13.1)	18.1 (10.7-25.5)	8.9 (5.9-11.9)	15.8 (11.9-19.7)	5.5 (1.4-9.6)
Fluoxetine	10.9 (8.3-13.4)	3.9 (2.8-4.9)	8.9 (6.1-11.6)	13.2 (10.7-15.7)	11.6 (9.8-13.3)	9.0 (6.8-11.3)
Fluvoxamine	18.9 (-13.4-51.1)	9.6 (7.9-11.4)	10.4 (7.3-13.6)	31.0 (18.2-43.8)	42.5 (39.5-45.5)	13.3 (-11.5-38.2)
Mirtazapine	6.4 (0-12.8)	9.8 (6.2-13.5)	13.0 (10.9-15.1)	6.5 (1.3-11.8)	8.4 (5.6-11.2)	18.7 (10.3-27.1)
Nefazadone	12 (6.8-17.1)	20.4 (14.3-26.6)	38.3 (28.2-48.4)	14.0 (17.9-20.2)	22.6 (13.3-32.0)	24.1 (11.1-37.1)
Paroxetine	12.0 (9.5-14.5)	4.9 (3.3-6.6)	6.8 (4.1-9.4)	11.8 (9.2-14.3)	14.4 (12.7-16.1)	16.0 (11.4-20.7)
Sertraline	16.5 (13.4-19.7)	4.5 (2.8-6.2)	9.3 (6.5-12.1)	16.7 (6.3-27.2)	11.6 (9.4-13.8)	10.9 (8.0-13.8)
Trazodone	4.1 (-0.4-8.6)	22.8 (14.4-31.2)	14.1 (3.3-24.9)	4.7 (3.6-5.7)	13.1 (6.4-19.8)	42.4 (19.5-65.2)
Venlafaxine	10.5 (6.2-14.7)	17.3 (12.2-22.4)	20.3 (16.4-24.2)	14.6 (10.8-18.5)	29.3 (25.0-33.7)	14.1 (9.7-18.5)

^a Weighted mean incidence calculated from randomized controlled trials. Method and extent of adverse event assessment differed across studies. Comparisons across drugs must be made cautiously.

General Tolerability and Discontinuation

In efficacy trials, on average, 63 percent of patients experienced at least one adverse event during the course of a given study. Diarrhea, dizziness, dry mouth, headache, insomnia, nausea, vomiting, and weight gain were commonly reported adverse events. Several observational studies examined the comparative rates of adverse events among second-generation antidepressants^{223, 225, 236} Overall, no substantial differences among examined drugs were apparent. However, these studies did not investigate all currently approved antidepressants (Table 37).

The most extensive attempt came from a British study pooling data from prescription-event monitoring of general practitioners 6 months to 1 year after they had issued prescriptions.^{223, 236} Included drugs were fluoxetine, fluvoxamine, paroxetine, sertraline, venlafaxine, and nefazodone. The final cohort exceeded 10,000 patients for each drug. Demographics and indications were similar among study groups. Overall, the mean incidence of any adverse events per 1,000 patient-months for SSRIs was highest for fluvoxamine (fluvoxamine, 17.6; fluoxetine, 7.0; paroxetine, 7.6; sertraline, 6.2). Physicians, not patients, reported adverse events; the nonresponse rate was 40 percent. Therefore, measurement bias, selection bias, and potential confounding may compromise these results.

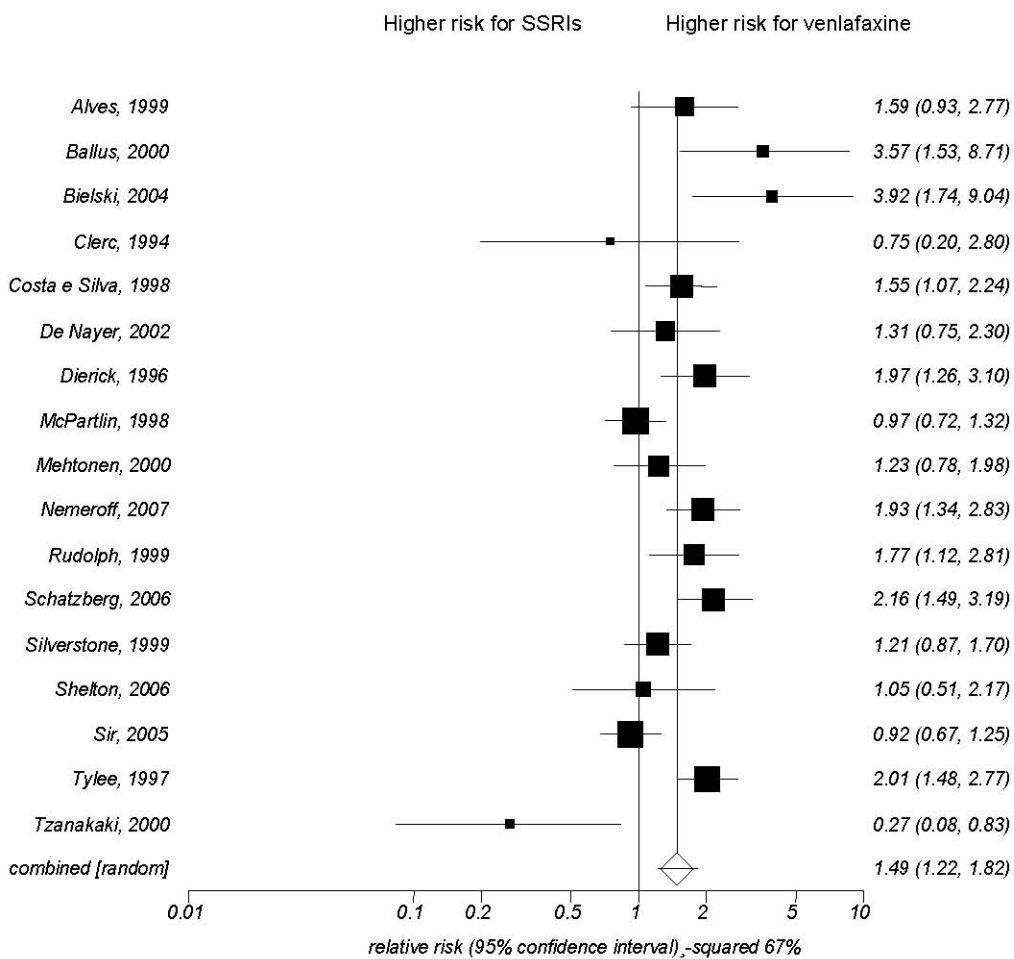
Nausea and Vomiting

In efficacy trials, venlafaxine had a consistently higher rate of nausea and vomiting than comparator SSRIs. In six studies, the difference reached statistical significance.^{72, 73, 81, 83, 86, 93} The rate of patients reporting nausea or vomiting ranged from 6 percent to 48 percent.

These findings are consistent with a British prescription-event monitoring study described earlier.^{223, 236} Nausea and vomiting were the two most frequent clinical reasons for withdrawal in the first month of treatment for all drugs.

Using data from efficacy trials, we compared the pooled relative risk (RR) of nausea and vomiting for venlafaxine with that for comparator SSRIs as a class (Figure 16). The RR was 1.49 (95% CI, 1.22 to 1.82). The corresponding number needed to harm (NNH) was nine (95% CI, 6 to 23).

Figure 16. Relative risk of nausea and vomiting with venlafaxine compared with SSRIs



In head-to-head trials, fluvoxamine also consistently exhibited higher rates of nausea than other SSRIs.

A pooled analysis of published and unpublished trials of duloxetine did not find significant differences in nausea between duloxetine (40–120 mg/day) and paroxetine (20 mg/day) or between duloxetine (120 mg/day) and fluoxetine (20 mg/day).²²⁶

Gastrointestinal Adverse Events

Two RCTs were designed primarily to detect differences in harms between fluvoxamine and citalopram⁴⁰ and fluvoxamine and fluoxetine.⁴⁷ A Dutch multicenter trial assessed gastrointestinal side effects from citalopram (20–40 mg/day) and fluvoxamine (100–200 mg/day).⁴⁰ A total of 217 patients were enrolled for 6 weeks. Overall, 57 percent of patients reported adverse events. Significantly more patients in the fluvoxamine group than in the citalopram group had diarrhea (+13 percent; $P=0.026$) or nausea (+16 percent; $P=0.017$). However, the authors did not provide a baseline comparison of gastrointestinal illnesses between groups, so differences at baseline could bias results.

Another trial assessed differences in adverse events between fluvoxamine (100–150 mg/day) and fluoxetine (20–80 mg/day) in 100 patients over 7 weeks.⁴⁷ No significant difference could be detected, except that patients on fluoxetine suffered nausea significantly more often than those on fluvoxamine (42.5 percent vs. NR; $P=0.03$).

In a Dutch prospective observational study ($n=1,251$), diarrhea occurred more frequently in the sertraline group than in patients on fluoxetine, fluvoxamine, and paroxetine ($P<0.05$).²²⁵ This finding is consistent with results from head-to-head efficacy studies. In most studies, sertraline led to higher rates of diarrhea than did comparator drugs (bupropion, citalopram, fluoxetine, fluvoxamine, mirtazapine, nefazodone, paroxetine, and venlafaxine).^{41, 56, 58-60, 64, 66, 96, 97, 112-114, 132, 133, 201} Based on our own calculations from data of efficacy studies, the mean incidence was 8 percentage points (95% CI, 3 to 11) higher than with comparator drugs. Results from a Cochrane review confirm these findings; the pooled risk of diarrhea was significantly greater for patients on sertraline than patients treated with bupropion (OR, 3.88; 95% CI, 1.50 to 10.07) or mirtazapine (OR, 2.74; 95% CI, 1.52 to 4.97).²²¹ Whether these findings can be extrapolated to comparisons of sertraline with other second-generation antidepressants remains unclear.

Changes in Weight

Consistently, studies comparing mirtazapine with other second-generation antidepressants reported higher weight gains for mirtazapine than for the comparator groups.^{75-77, 90, 92, 118, 119} In two RCTs, these differences reached statistical significance.^{90, 92} Mean weight gains ranged from 0.8 kg to 3.0 kg after 6 to 8 weeks of treatment. Standard deviations of these changes, however, were large, suggesting that some patients had substantially higher weight increases (Table 38).

Two placebo-controlled RCTs specifically assessed weight changes with fluoxetine treatment.^{155, 190, 229} Findings were mixed. One study, conducted in 671 patients older than 60 years,²²⁹ recorded a statistically significant weight loss for fluoxetine compared with placebo.²²⁹ The other study reported a weight gain.^{155, 190}

A 32-week acute- and continuation-phase trial assessed differences in weight changes among patients treated with fluoxetine, paroxetine, and sertraline.^{55, 127} Paroxetine patients showed a significantly greater mean weight change (+3.6 percent) than those taking fluoxetine (-0.2 percent; $P=0.015$) and sertraline (+1.0 percent; $P<0.001$). With respect to weight gain of more than 7 percent, significantly more patients in the paroxetine group (25.5 percent) than in the fluoxetine group (6.8 percent; $P=0.016$) and the sertraline group (4.2 percent; $P=0.003$) had weight gains of this magnitude.

A pooled analysis of two RCTs comparing escitalopram and paroxetine reported a similar gain in body weight for both patient groups.²²⁷ After 27 weeks of followup, patients on escitalopram gained 1.68 kg and patients on paroxetine gained 1.64 kg.

A double-blinded, placebo-controlled, 52-week acute- and continuation-phase trial assessed weight changes during bupropion treatment.²³⁰ Patients receiving bupropion showed a modest but nevertheless significant decrease in body weight from baseline (-1.15 kg; $P<0.001$). The magnitude of weight change was closely related to the patient's body mass index (BMI). Patients with a higher BMI experienced greater weight loss.

A pooled analysis of 10 trials assessed the effects of duloxetine on body weight in patients with MDD.²²⁸ Both acute (8 to 9 weeks) and long-term (26, 34, and 52 weeks) studies were analyzed. In acute placebo-controlled studies, duloxetine-treated patients (doses ranging from 20 to 60 mg/day) lost significantly more weight from baseline to endpoint than did patients in the placebo group (-0.5 kg vs. +0.2 kg; $P<0.001$). The incidences of potentially clinically significant weight loss (≥ 7 percent) from baseline to endpoint or any time were significantly greater for patients receiving duloxetine compared with those on placebo treatment ($P=0.035$ and $P=0.010$, respectively). In acute studies that compared duloxetine with fluoxetine or paroxetine, respectively, no significant differences in weight changes was observed. During long-term treatment, weight changes in patients treated with duloxetine 120 mg (+0.9 kg) and paroxetine 20 mg (+1.0 kg) were similar but significantly greater than in placebo-treated patients (0.1 kg; $P\leq 0.05$ for each). A long-term (52 weeks) uncontrolled analysis of a dataset reported a mean weight change from baseline to endpoint of +1.1 kg for duloxetine-treated (80-120 mg) patients ($P<0.001$).

Discontinuation Syndrome

Withdrawal syndromes (e.g., headache, dizziness, lightheadedness, nausea, anxiety) commonly occur following the abrupt discontinuation of second-generation antidepressants. A systematic review with good reporting conducted by an Expert Working Group of the U.K. Committee on Safety in Medicines (CSM) assessed the frequency of discontinuation syndromes in second-generation antidepressants.²³³ Based on observational studies, spontaneous reporting data, and clinical trials data, discontinuation syndromes occurred in 0 percent to 86 percent of patients. Because of study durations, dosages, and different assessment methods, incidence rates could not be compared directly. Nevertheless, discontinuation syndromes occurred most commonly with paroxetine and venlafaxine and least commonly with fluoxetine (Table 39).

Four studies not included in the U.K. systematic review provide consistent results with the CSM report.^{231, 232, 234, 235} One head-to-head trial compared fluoxetine with paroxetine.²³¹ Treatment interruption led to significantly fewer symptoms in the fluoxetine group than the paroxetine group ($P=0.001$) using the Discontinuation-Emergent Signs and Symptoms checklist (DESS). A placebo-controlled trial of fluoxetine did not find any differences in discontinuation syndromes between fluoxetine and placebo.²³⁴ A pooled analysis of six trials investigated the effects of abrupt discontinuation of duloxetine and placebo.²³⁵ Significantly more patients receiving duloxetine than receiving placebo reported discontinuation syndromes (44.3 percent vs. 22.9 percent; $P<0.05$). Finally, a pooled analysis of two RCTs reported more discontinuation-emergent signs and symptoms for patients who were treated with venlafaxine XR than escitalopram (DESS checklist: 5.0 points vs. 2.4 points; $P<0.001$).²³²

Discontinuation Rates

In efficacy trials, discontinuation rates because of adverse events were not substantially different.

Table 41 summarizes average discontinuation rates.

Table 41. Average rates of overall discontinuation, discontinuation because of adverse events, and discontinuation because of lack of efficacy

Drug or Drug Class	Overall Loss to Followup (%)	Discontinuation Because of Adverse Events (%)	Discontinuation Because of Lack of Efficacy (%)
SSRIs	20.9	7.2	3.6
Bupropion	14.9	6.0	3.1
Desvenlafaxine	22.1	12.1	NR
Duloxetine	23.3	8.2	2.4
Mirtazapine	23.4	10.2	2.9
Nefazodone	23.6	15.0	2.0
Trazodone	15.4	6.4	1.6
Venlafaxine	24.6	11.7	3.7

Using data from efficacy studies, we conducted meta-analyses to assess differences in the overall loss to followup, discontinuation rates because of adverse events, and discontinuation rates because of lack of efficacy of SSRIs as a class compared with other second-generation antidepressants (bupropion, duloxetine, mirtazapine, nefazodone, trazodone, and venlafaxine) in adult patients with MDD. Figures 17 through 19 depict relative risks of discontinuation rates comparing these agents with SSRIs as a class. The available data on desvenlafaxine were insufficient for such comparisons. According to our pooled analyses of relative risk, overall discontinuation rates did not differ significantly between SSRIs and bupropion, duloxetine, mirtazapine, nefazodone, trazodone, or venlafaxine (Figure 17). Duloxetine (RR, 1.67; 95% CI, 1.17 to 2.39) and venlafaxine (RR, 1.42; 95% CI, 1.14 to 1.77) had statistically significantly higher discontinuation rates because of adverse events than SSRIs as a class. (Figure 18). For venlafaxine, this finding was balanced by lower discontinuation rates because of lack of efficacy (RR, 0.66; 95% CI, 0.47 to 0.93) (Figure 19). A meta-analyses comparing discontinuation rates of fluoxetine with other SSRIs reported similar results as our analyses.²²²

Figure 17. Relative risks of overall discontinuation

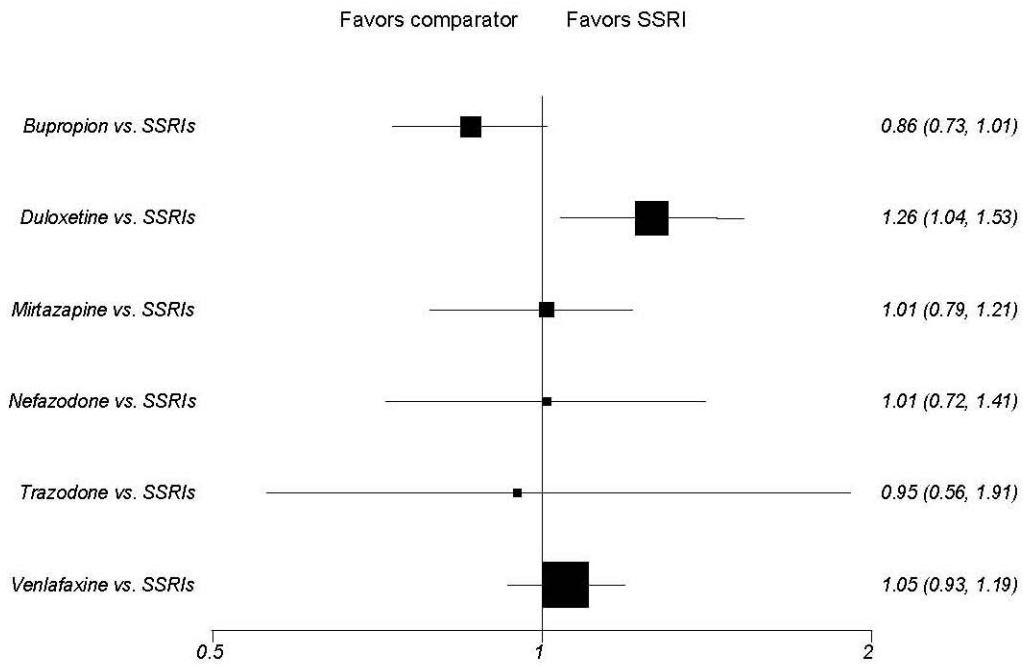


Figure 18. Relative risk of discontinuation because of adverse events

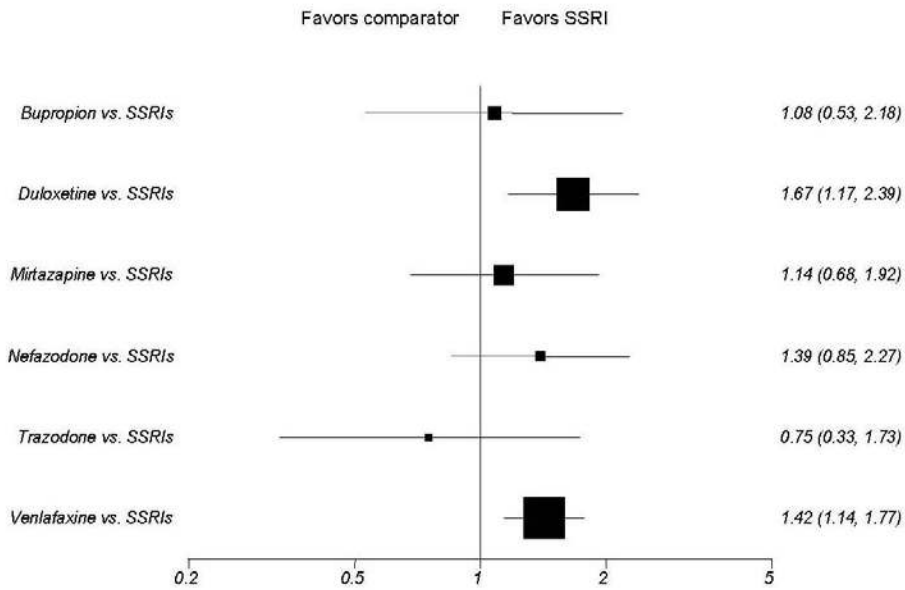
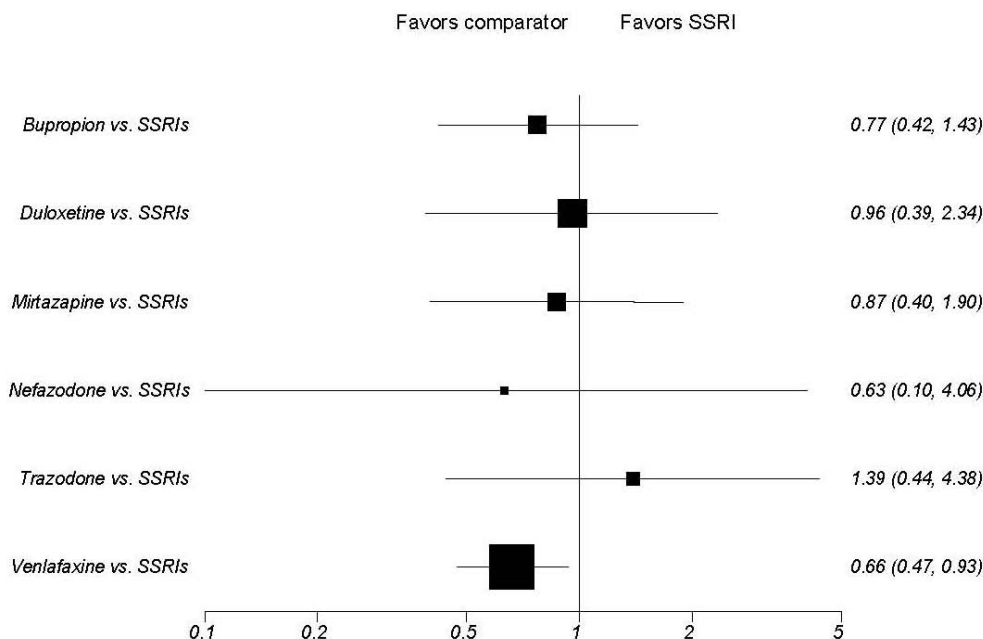


Figure 19. Relative risk of discontinuation because of lack of efficacy



Serious Adverse Events: Key Points

In general, trials and observational studies were too small and study durations too short to assess the comparative risks of rare but serious adverse events such as suicidality, seizures, cardiovascular adverse events, serotonin syndrome, hyponatremia, or hepatotoxicity. The strength of the evidence on the comparative risks of second-generation antidepressants on most serious adverse events is insufficient to draw firm conclusions. Long-term observational evidence is often lacking or prone to bias. Tables 42 to 46 summarize studies included for the assessment of serious adverse events: suicidality (suicidal thoughts and behavior) (Table 42), sexual dysfunction (Table 43), seizures (Table 44), cardiovascular events (Table 45), and other adverse events (Table 46).

An exception, however, is sexual dysfunction. Eight trials and a pooled analysis of two identical RCTs provide evidence that bupropion causes lower rates of sexual dysfunction than escitalopram,²³⁷ sertraline,¹¹⁰⁻¹¹² and fluoxetine^{100, 101, 105} (Table 43). The NNT to yield one additional person with a high overall satisfaction of sexual functioning is seven. This treatment effect was consistent across all studies. The strength of evidence that bupropion has lower rates of sexual dysfunction than comparator drugs is high.

Compared with other second-generation antidepressants (fluoxetine, fluvoxamine, nefazodone, and sertraline), paroxetine frequently led to higher rates of sexual dysfunction (16 percent vs. 6 percent).^{55, 62, 108} The strength of evidence is moderate.

The strength of evidence about the comparative risk of second-generation antidepressants with respect to suicidality is insufficient.

Serious Adverse Events: Detailed Analysis

Suicidality

We found 15 studies that assessed the risk of suicidality (suicidal thinking or behavior) in patients treated with second-generation antidepressants.^{233, 238-251} Data on the comparative risk of suicidality among second-generation antidepressants are sparse. Results from existing studies do not indicate that any particular drug of interest has an excess risk compared with that of other second-generation antidepressants.^{239-242, 246, 249, 251} All these studies, however, were underpowered to detect a statistically significant difference between two drugs. Because suicides are a relatively rare event (about 1 in 8,000 psychiatric patients treated with second-generation antidepressants), to detect 20 percent increase in suicide risk, with 80 percent power and a 5 percent level of significance, a trial would need to have a sample size of 1.9 million participants.²⁴⁰ However, 1 in 166 patients reported suicidal feelings while being treated with a second-generation antidepressant.²⁵²

In addition, several large attempts were undertaken to determine whether second-generation antidepressants lead to a general increase in the risk of suicidality.^{239, 240, 249}

A recent meta-analysis of observational studies in a combined population of more than 200,000 patients resulted in different findings.²⁴⁹ Results indicated that with the use of SSRIs the risk of attempted or completed suicide was decreased among adults (OR, 0.57, 95% CI, 0.47 to 0.70) and among people ages 65 or older, exposure to SSRIs had a protective effect (OR, 0.46, 95% CI, 0.27 to 0.79).²⁵² These findings were consistent with an FDA data analysis on more than 99,000 participants in 372 trials. FDA pointed out that the risk of suicidality is increased in children and patients 18 to 24 years of age but not in other adult patients.

Table 42. Studies assessing suicidality

Study	Design, Interventions	N	Results	Quality Rating
Didham et al., 2005 ²⁴¹	Retrospective cohort study and nested case-control Citalopram, fluoxetine, paroxetine	57,000	Significant association between nonfatal suicide attempts and SSRIs	Fair
Gunnell, Saperia, and Ashby, 2005 ²⁴⁰	Meta-analysis Citalopram, escitalopram, fluoxetine, fluvoxamine, paroxetine, sertraline, all vs. placebo	40,000	Increased risk of nonfatal suicide attempts compared with placebo	Good
Martinez et al., 2005 ²³⁹	Case-control study Citalopram, fluoxetine, fluvoxamine, paroxetine, sertraline, TCAs	146,095	The use of SSRIs as a group or separately does not increase the risk of suicide	Good
Rahme et al., 2008 ²⁵¹ *	Retrospective cohort study Citalopram, fluoxetine, fluvoxamine, paroxetine, sertraline	128,229	Similar risk among SSRIs	Fair
Jick, Kaye, and Jick, 2004 ²⁴²	Case-control study Fluoxetine, paroxetine	159,810	No significant association between specific AD and risk of suicide	Fair
Jick, Dean, and Jick, 1995 ²⁴³	Retrospective cohort study and nested case-control study Fluoxetine, trazodone, second-generation ADs	172,598	The risk of suicide was not determined by the antidepressant prescribed	Fair
Barbui et al., 2009 ²⁴⁹ *	Systematic review of observational studies Second-generation antidepressants	>200,000	No association between individual antidepressants and suicide	Good

Table 42. Studies assessing suicidality (continued)

Study	Design, Interventions	N	Results	Quality Rating
CSM Expert Working Group, 2004 ²³³	Systematic review and meta-analysis Second-generation antidepressants	NR	Insufficient evidence to determine difference	Good
Olfson and Marcus, 2008 ²⁴⁸ *	Case-control study Antidepressants vs. no antidepressants	1,078	Antidepressants not significantly related to risk of suicide	Fair
Schneeweiss et al., 2010 ²⁵⁰	Retrospective cohort study Antidepressants	287,543	Similar event rates among antidepressants	Good
Jick, Ulicikas, and Dean, 1992 ²⁴⁴ *	Retrospective cohort study Fluoxetine, trazadone, first-generation antidepressants	8,730	Indicates that fluoxetine does not directly cause more suicidality than trazadone.	Fair
Pedersen, 2005 ²⁵³	Retrospective cohort study Escitalopram vs. placebo	4,091	Higher rate of nonfatal suicide attempts for escitalopram than for placebo	Fair
Aursnes et al., 2005 ²⁴⁵	Meta-analysis of unpublished data Paroxetine vs. placebo	1,466	Higher rate of suicides for paroxetine than for placebo	Fair
Khan et al., 2003 ²⁴⁶	Retrospective cohort study SSRIs vs. other antidepressants and placebo	48,277	Similar rates of suicide among groups	Fair
Lopez-lbor, 1993 ²⁴⁷	Retrospective cohort study Paroxetine, first-generation antidepressants and placebo	4,686	Paroxetine is not associated with suicidality	Fair
Fergusson et al., 2005 ²³⁸	Meta-analysis SSRIs vs. placebo	87,650	Higher risk of suicide attempts for SSRI-treated patients than placebo	Good

AD = antidepressants; SSRIs = selective serotonin reuptake inhibitors; TCAs = tricyclic antidepressants; vs. = versus

*New study added during update.

Table 43. Studies assessing sexual dysfunction

Study	Design, Interventions	N	Results	Quality Rating
Montejo et al., 2001 ²⁵⁴	Prospective cohort study Citalopram, fluoxetine, fluvoxamine, mirtazapine, nefazodone, paroxetine, sertraline, venlafaxine	1,022	Highest incidence of sexual dysfunction for citalopram, paroxetine, and venlafaxine; lowest for mirtazapine and nefazodone	Fair
Fava et al., 1998 ⁵¹	Pooled analysis Fluoxetine vs. paroxetine	128	No difference between fluoxetine and paroxetine	Fair
Philip et al., 2000 ²⁵⁵	Prospective cohort study Fluoxetine, fluvoxamine, paroxetine, sertraline, moclobemide	268	No difference among SSRIs	Fair
Nemeroff et al., 1995 ⁶⁴	RCT Fluvoxamine vs. sertraline	95	Higher rate of sexual adverse events with sertraline	Fair
Aberg-Wistedt et al., 2000 ⁶⁶	RCT Paroxetine vs. sertraline	353	Significantly more libido decreases in patients taking sertraline	Fair
Kennedy et al., 2000 ²⁵⁶	Prospective cohort study Paroxetine, sertraline, venlafaxine	174	No difference	Fair
Behnke et al., 2003 ⁹⁶	RCT Sertraline vs. mirtazapine	346	Significantly more sexual adverse events with sertraline	Fair
Feiger et al., 1996 ¹¹⁴	RCT Sertraline vs. nefazodone	160	Sertraline had significant adverse effects on sexual function; nefazodone had none	Fair
Ferguson et al., 2001 ²⁵⁷	RCT Sertraline vs. nefazodone	75	Higher reemergence rate of sexual dysfunction for sertraline	Fair

Table 43. Studies assessing sexual dysfunction (continued)

Study	Design, Interventions	N	Results	Quality Rating
Clayton et al., 2007 ^{*258}	RCT Duloxetine vs. escitalopram	684	Higher incidence of treatment-emergent sexual dysfunction with escitalopram	Fair
Delgado et al., 2005 ²⁵⁹	Pooled analysis Duloxetine vs. paroxetine vs. placebo	1,466	Higher rate of sexual dysfunction for paroxetine	Fair
Coleman et al., 2001 ¹⁰⁰	RCT Bupropion SR vs. fluoxetine	456	Significantly more sexual adverse events with fluoxetine	Fair
Feighner et al., 1991 ¹⁰¹	RCT Bupropion vs. fluoxetine	123	Higher rate of sexual dysfunction for fluoxetine	Fair
Kennedy et al., 2006 ^{*105}	RCT Bupropion SR vs. paroxetine	141	Statistically significant decrease in sexual functioning with paroxetine, for males only	Fair
Coleman et al., 1999 ¹¹⁰	RCT Bupropion SR vs. sertraline	364	Significantly more sexual adverse events with sertraline	Fair
Croft et al., 1999 ¹¹¹	RCT Bupropion SR vs. sertraline	360	Significantly more sexual adverse events with sertraline	Fair
Kavoussi et al., 1997; ¹¹² Rush et al., 2001 ¹¹³	RCT Bupropion vs. sertraline	248	Higher rate of sexual adverse events with sertraline	Fair
Segraves et al., 2000 ²⁶⁰	RCT Bupropion vs. sertraline	248	Significantly more sexual adverse events with sertraline	Fair
Clayton et al., 2006 ²³⁷ *	Pooled analysis of 2 identical RCTs Bupropion XL vs. escitalopram	830	Higher incidence of orgasm dysfunction and worsened sexual dysfunction with escitalopram; worse sexual functioning with escitalopram	Fair
Nieuwstraten and Dolovich, 2001 ²⁶¹	Meta-analysis Bupropion vs. SSRIs	1,332	Significantly higher rate of sexual satisfaction in bupropion group	Good
Clayton et al., 2002 ²⁶²	Cross-sectional survey Bupropion, citalopram, fluoxetine, fluvoxamine, mirtazapine, nefazodone, paroxetine, sertraline, venlafaxine	6,297	Highest risk for paroxetine, lowest risk for bupropion	Fair

RCT = randomized controlled trials; SR = sustained release; SSRIs = selective serotonin reuptake inhibitors; vs. = versus; XL = extended release

*New study added during update.

Table 44. Studies assessing seizures

Study	Design, Interventions	N	Results	Quality Rating
Whyte et al., 2003 ²⁶³	Prospective observational study SSRIs, TCAs, venlafaxine	538	Seizures more common in venlafaxine overdose than in SSRI or TCA overdose	Good
Dunner et al., 1998 ²⁶⁴	Uncontrolled, open-label trial Bupropion	3,100	Rate of seizures for bupropion within reported range of other antidepressants	Fair
Johnston et al., 1991 ²⁶⁵	Uncontrolled, open-label trial Bupropion	3,341	Rate of seizures for bupropion within range of other antidepressants	Fair

SSRI = selective serotonin reuptake inhibitors; TCAs = tricyclic antidepressants

Table 45. Studies assessing cardiovascular events

Study	Design, Interventions	N	Results	Quality Rating
Martinez et al., 2010 ²⁶⁶ *	Nested case-control study Citalopram, fluoxetine, venlafaxine	15,380	No differences in sudden cardiac arrest or near death	Good
Montgomery and Andersen, 2006 ²³² *	Pooled analysis Escitalopram, venlafaxine XR	487	Greater increase of systolic blood pressure for venlafaxine XR than escitalopram	Fair

XR = extended release

*New study added during update.

Table 46. Studies assessing other adverse events

Study	Design, Interventions	N	Results	Quality Rating
Vestergaard et al., 2008 ²⁶⁷ *	Case-control study Citalopram, fluoxetine, fluvoxamine, mirtazapine, nefazodone, paroxetine, sertraline, venlafaxine	498,617	Increased risk of fracture for citalopram, fluoxetine, sertraline	Good
Buckley and McManus, 2002 ²⁶⁸	Retrospective cohort study Citalopram, fluoxetine, fluvoxamine, mirtazapine, nefazodone, paroxetine, sertraline, trazodone, venlafaxine	47,329	Highest rate of fatal toxicity for venlafaxine	Fair
Thapa et al., 1998 ²⁶⁹	Retrospective cohort study Fluoxetine, paroxetine, sertraline, trazodone	2,428	No difference in the risk of falls	Fair
Andersohn et al., 2009 ²⁷⁰ *	Nested case-control study Bupropion, citalopram, escitalopram, fluoxetine, fluvoxamine, mirtazapine, nefazodone, paroxetine, sertraline, trazodone, venlafaxine	11,206	Long-term use of antidepressants in moderate or high daily doses was associated with an increased risk of diabetes	Fair
Mackay et al., 1997 ²³⁶	Prescription event monitoring Fluoxetine, nefazodone, paroxetine, sertraline, venlafaxine	>60,000	Incidence rates of serotonin syndrome 0.5 to 1.0 per 1,000 patient months	Fair

*New study added during update.

In 2004 the CSM working group investigated ongoing safety concerns about suicidal behavior with some second-generation antidepressants (citalopram, escitalopram, fluoxetine, fluvoxamine, mirtazapine, paroxetine, sertraline, venlafaxine) in patients with MDD.²³³ They used data from 477 published and unpublished RCTs on more than 40,000 individuals as well as spontaneous reporting data. These data, however, were limited to studies funded by the pharmaceutical industry.

A meta-analysis limited the CSM data to placebo-controlled trials of SSRIs in about 40,000 adults. Results did not yield any evidence that SSRIs either increase or protect against the risk of suicide (OR, 0.85; 95% CI, 0.20 to 3.40).²⁴⁰ The risk of suicide-related events was similar between second-generation antidepressants and active comparators, although some evidence of an increased risk of suicide attempts was detected (OR, 1.57; 95% CI, 0.99 to 2.55).

Another meta-analysis of published data on more than 87,000 patients in SSRI trials for various conditions reported a significantly higher risk of suicide attempts for SSRI patients than for placebo-treated patients (OR, 2.28; 95% CI, 1.14 to 4.55).²³⁸ Furthermore, an increase in the odds ratio of suicide attempts was observed for SSRIs compared with interventions other than tricyclic antidepressants (TCAs) (OR, 1.94; 95% CI, 1.06 to 3.57). No significant difference existed in the pooled analysis of SSRIs compared with TCAs (OR, 0.88; 95% CI, 0.54 to 1.42).

The overall rate of suicide attempts was 3.9 (95% CI, 3.3 to 4.6) per 1,000 patients treated with SSRIs, for an incidence of 18.2 suicide attempts per 1,000 patient years.

In addition, the CSM group commissioned an observational study (a nested case-control study) using the General Practice Research Database (GPRD) to investigate the association between antidepressants and suicide attempts. This study used data on more than 146,000 patients with a first prescription of an antidepressant for depression.²³⁹ It did not find any evidence that the risk of either suicide (OR, 0.57; 95% CI, 0.26 to 1.25) or suicide attempts (OR, 0.99; 95% CI, 0.86 to 1.14) was greater in patients on second-generation antidepressants than in patients on TCAs.

Findings of other large observational studies and meta-analyses are similar.^{241-248, 253, 271} Most detected a correlation of SSRI use in suicide attempts and suicides compared with placebo. In general, no significant differences in risks regarding suicidality could be detected between second-generation antidepressants and TCAs.

Sexual Dysfunction

Multiple studies assessed the comparative risk of sexual dysfunction among second-generation antidepressants (Table 43).^{100, 105, 110, 111, 237, 254, 260} The largest study was a Spanish open-label, prospective observational study using the Psychotropic-Related Sexual Dysfunction Questionnaire (PRSexDQ) in 1,022 outpatients treated with various antidepressants.²⁵⁴ All patients had normal sexual functioning at study onset. Overall, 59 percent of patients experienced some type of sexual dysfunction. Among second-generation antidepressants, citalopram, paroxetine, and venlafaxine had the highest incidence of sexual dysfunction (73 percent, 71 percent, and 67 percent, respectively); mirtazapine and nefazodone had the lowest (24 percent and 8 percent, respectively). A cross-sectional survey of patients on second-generation antidepressants presented similar results.²⁶² Paroxetine had the highest rate of sexual dysfunction; nefazodone and bupropion had the lowest.

Sexual dysfunction was also a commonly reported adverse event for SSRIs and SNRIs in efficacy trials. Most of these studies did not report the use of targeted questions for sexual dysfunction. Therefore, patient-reported numbers might not reflect the true incidence. Patients receiving paroxetine and sertraline frequently reported significantly higher rates of sexual dysfunction^{51, 64, 66, 96, 112, 114} than did patients in the active control groups. In one trial, significantly more patients on sertraline than on bupropion SR withdrew because of sexual dysfunction (13.5 percent vs. 3.3 percent; $P=0.004$).¹¹² A pooled analysis of four efficacy trials comparing paroxetine and duloxetine reported significantly higher rates of sexual dysfunction for patients on paroxetine.²⁵⁹

Ten RCTs assessed the comparative risk of sexual dysfunction between two or more second-generation antidepressants as primary outcome measures.^{100, 105, 110, 111, 237, 257, 258, 260, 272} Table 47 summarizes results of RCTs about sexual dysfunction of patients treated with bupropion or SSRIs.

Citalopram Versus Sertraline

A subgroup analysis of a Swedish RCT examined the incidence of sexual dysfunction from citalopram (20–60 mg/day) and from sertraline (50–150 mg/day) in 308 study completers with MDD.²⁷² Outcome assessment was conducted at baseline and at week 24. Citalopram and sertraline did not differ significantly in the magnitude and frequency of sexual dysfunction. Only one patient was lost to followup attributable to sexual dysfunction in this study.

Bupropion Versus SSRIs

A good meta-analysis including data on 1,332 patients with MDD compared sexual adverse events of bupropion and three SSRIs (fluoxetine, paroxetine, sertraline) as a class.²⁶¹ We do not describe studies included in this meta-analysis individually.^{101, 110, 111, 260} The rate of sexual satisfaction was significantly higher in patients receiving bupropion than in those receiving SSRIs (RR, 1.28; 95% CI, 1.16 to 1.41). Table 47 summarizes studies comparing bupropion with SSRIs on sexual dysfunction.

Table 47. Characteristics of trials comparing bupropion with SSRIs on sexual dysfunction

Study	Sample Size	Comparison	Effect Size	P-value	Comments
Clayton et al., 2006 ²³⁷	830	Escitalopram	Higher rates of worsened sexual functioning with escitalopram than bupropion XL (30% vs. 15%)	$P < 0.001$	Sexual functioning assessed with CSFQ
Feighner et al., 1991 ¹⁰¹	61	Fluoxetine	Higher rates of impotence (4.7% vs. 0%), anorgasmia (1.7% vs. 0%), libido decrease (1.7% vs. 0%) for fluoxetine	NR	Self-reporting of sexual adverse events
Coleman et al., 2001 ¹⁰⁰	456	Fluoxetine, placebo	Significantly more bupropion SR patients were satisfied with overall sexual functioning (analysis only for patients satisfied at baseline; no data reported)	$P < 0.05$	DSM-IV criteria for sexual dysfunction disorders No statistically significant differences in efficacy outcome measures at endpoint (week 8)
Kennedy et al., 2006 ¹⁰⁵	141	Paroxetine	Men treated with paroxetine experienced a significantly greater deterioration of sexual function than men on bupropion SR (Sex FX: -2.43 vs. +0.54)	$P < 0.01$	Sexual function assessed in investigator-conducted questionnaire (Sex FX) No statistically significant differences in efficacy outcome measures at endpoint (week 8)
Coleman et al., 1999 ¹¹⁰	364	Sertraline	Beginning at day 21, significantly more patients on bupropion SR were satisfied with their sexual functioning (endpoint: 85% vs. 62%) Endpoint: RRR, 0.59 RD: 0.22 NNT: 5	$P < 0.05$	DSM-IV criteria for sexual dysfunction disorders No statistically significant differences in efficacy outcome measures at endpoint (week 8)
Croft et al., 1999 ¹¹¹	360	Sertraline, placebo	Beginning at day 7 through day 42, significantly more bupropion SR patients were satisfied with overall sexual functioning; difference was not statistically significant at endpoint (75% vs. 65%) endpoint: RRR, 0.29 RD: 0.10 NNT: 10	$P < 0.05$	Sexual function assessed in investigator-conducted structured interview No statistically significant differences in efficacy outcome measures at endpoint (week 8)

Table 47. Characteristics of trials comparing bupropion with SSRIs on sexual dysfunction (continued)

Study	Sample Size	Comparison	Effect Size	P-value	Comments
Kavoussi et al., 1997 ; Se Graves et al., 2000 ^{112, 260}	248	Sertraline	Significantly more patients on sertraline experienced orgasm delays and/or failure Women: 41% vs. 7% RRR, 0.85 RD: 0.38 NNT: 3 Men: 61% vs. 10% RRR, 0.84 RD: 0.51 NNT: 2 Higher overall satisfaction with sexual functioning with bupropion SR at endpoint (79% vs. 58%) RRR, 0.50 RD: 0.21 NNT: 5	<i>P</i> <0.01 <i>P</i> <0.001	Sexual function assessed in investigator-conducted structured interview No statistically significant differences in efficacy outcome measures at endpoint (week 16)

CSFQ = Changes in Sexual Functioning Questionnaire; DSM-IV = Diagnostic and Statistical Manual of Mental Disorders, 4th edition; NNT = number needed to treat; NR = not reported; RD = risk difference; RRR = relative risk reduction; Sex FX = Sexual Effects Scale; SR = sustained release; vs. = versus; XL = extended release

Three additional trials were published since the meta-analysis described above had been conducted.^{100, 105, 237} An 8-week RCT compared efficacy and sexual dysfunction of bupropion SR (150–400 mg/day), fluoxetine (20–60 mg/day), and placebo in 456 outpatients with MDD.¹⁰⁰ Findings were consistent with those from the earlier meta-analysis. Throughout the study, patients on bupropion SR experienced significantly less sexual dysfunction than those on fluoxetine. Moreover, beginning at week 1 until endpoint, significantly fewer patients on bupropion than on fluoxetine were dissatisfied with their overall sexual function (*P*<0.05). The NNT to gain one more patient with high satisfaction with sexual functioning is 6 (95% CI, 4 to 9).

Two identically designed 8-week RCTs compared efficacy and sexual functioning of bupropion XL (150–400 mg/day), escitalopram (10–20 mg/day), and placebo in 830 outpatients (pooled data) with MDD.²³⁷ In both of the individual studies and the pooled dataset, the incidence of orgasm dysfunction as well as the incidence of worsened sexual dysfunction at the end of the treatment period was lower with bupropion XL than with escitalopram. In the pooled dataset the incidence rates of orgasm dysfunction at endpoint were 15 percent for bupropion XL and 30 percent for escitalopram (*P*<0.01); the incidence rates of worsened sexual dysfunction were 20 percent for bupropion XL and 36 percent for escitalopram (*P*<0.01). Furthermore, at endpoint, escitalopram was associated with statistically significantly worse sexual functioning than bupropion XL in both individual studies and the pooled dataset.

An 8-week RCT evaluated sexual functioning in men and women with MDD receiving either bupropion SR (150–300 mg/day) or paroxetine (20–40 mg/day).¹⁰⁵ Sexual functioning decreased significantly in male paroxetine patients, whereas no change in sexual functioning was observed in men receiving bupropion SR. No significant drug differences of sexual functioning were observed for women.

Duloxetine Versus Escitalopram

An 8-month RCT (8 weeks fixed-dose acute-treatment phase followed by a 24-week flexible-dose extension-treatment phase) compared efficacy and sexual functioning of duloxetine (60 mg/day), escitalopram (10 mg/day), and placebo in 684 outpatients with MDD.²⁵⁸ The incidence of treatment-emergent global sexual dysfunction was significantly higher for patients with escitalopram treatment compared with those receiving duloxetine. At the 8-week point, more male patients treated with escitalopram reported worsening in global sexual functioning compared with duloxetine-treated male patients (59.2 percent vs. 36.7 percent; $P=0.019$), whereas no differences in categorical assessment of changes in global sexual functioning were observed for females.

Sertraline Versus Nefazodone

In one RCT, the emergence of sexual adverse events in patients who experienced sexual dysfunction with sertraline treatment was significantly greater for those receiving sertraline than for those receiving nefazodone.²⁵⁷

Seizures

Evidence from controlled trials and observational studies was insufficient to conclude for or against an increased risk of seizures in patients taking any of the reviewed drugs, including bupropion (Table 44). Two open-label trials examined the rate of seizures during bupropion treatment.^{264, 265} Both trials reported that the rate of seizures was within the range of other marketed antidepressants, but we rate the strength of this uncontrolled, open-label evidence as low.

A recent review of medical charts on 538 patients with deliberate self-poisoning with antidepressants reported that seizures were more common in patients with venlafaxine overdose than in patients with TCA or SSRI overdose.²⁶³

Cardiovascular Events

A nested case-control study examined the risk of sudden cardiac death or near death in patients treated with citalopram, fluoxetine, or venlafaxine (Table 45).²⁶⁶ The study was based on the United Kingdom General Practice Research Database, which included data on more than 207,000 patients who initiated treatment with citalopram, fluoxetine, or venlafaxine for MDD or anxiety. The followup time was an average of 3.3 years. Within the cohort 568 cases of sudden cardiac arrest or near death occurred. These cases were matched with more than 14,000 controls. Results showed that no significant differences in risks for sudden cardiac death or near death were obvious among the examined medications. The adjusted odds ratio associated with venlafaxine relative to fluoxetine was 0.66 (95% CI, 0.38 to 1.14), of venlafaxine relative to citalopram was 0.89 (95% CI, 0.50 to 1.60).

Two case-control studies, not included in this review, indicated an increased risk of ischaemic stroke for SSRIs as a class.^{273, 274} Neither of these studies provide data on the comparative risks among second-generation antidepressants.

Likewise, a case-control study found no excess risk of idiopathic venous thromboembolism in SSRIs as a class.²⁷⁵ We did not include the study in this report because it does not provide any evidence on the comparative risks among antidepressants.

Other Adverse Events

Diabetes Mellitus

In a cohort of 165,958 patients with depression included in the U.K. General Practice Research Database, a total of 2,243 cases of incident diabetes mellitus and 8,963 matched comparison subjects were identified.²⁷⁰ This nested case-control study showed that recent long-term use (>24 months) of antidepressants in moderate to high daily doses was associated with an increased risk of diabetes (incidence rate ratio (IRR), 1.84; 95% CI, 1.35 to 2.52). The study investigated tricyclic and tetracyclic antidepressants, SSRIs, monoamine oxidase inhibitors, and other antidepressants. For users of SSRIs as a group, increased risk was observed only for recent long-term use of moderate to high daily doses (IRR, 2.06; 95% CI, 1.20 to 3.52). When individual antidepressants were analyzed, increased risk estimates only in long-term users were observed for recent use of fluvoxamine, paroxetine, and venlafaxine. Antidepressant treatment for shorter periods or with lower daily doses was not associated with an increased risk.

Fractures

A large, well-conducted case-control study, including 498,617 subjects (124,655 cases and 373,962 controls) from a Danish national prescription database, reported a significant dose-response relationship for citalopram, fluoxetine, and sertraline with respect to an increase of the risk of fracture (Table 46).²⁶⁷ Among SSRIs, high-dose citalopram, fluoxetine, paroxetine, and sertraline were associated with the highest risk for hip fracture (OR, 1.98, 95% CI, 1.82 to 2.16) and other fractures except fractures of the forearm and spine (OR, 1.38, 95% CI, 1.33 to 1.44). Evidence regarding the impact of the duration of use on the risk of fractures was mixed for second-generation antidepressants.

A Dutch case-control study that did not meet eligibility criteria reported an increase for nonvertebral fractures for SSRIs as a class.²⁷⁶

Increased Risk of Bleeding

Evidence from three case-control studies indicated an increased risk of upper gastrointestinal tract bleeding during SSRI treatment (Table 46).²⁷⁷⁻²⁷⁹ These studies did not meet eligibility criteria because they provided no information on the comparative risks among individual SSRIs.

Hepatotoxicity

Evidence from controlled trials and observational studies is insufficient to conclude for or against an increased risk of liver toxicity during nefazodone treatment (Table 46). Nevertheless, numerous case reports or prescription event monitoring studies not included in this report contain low quality but potentially important evidence citing an increased risk of liver toxicity during nefazodone treatment.^{280, 281}

Hyponatremia

A retrospective cohort study that did not meet our eligibility criteria reported that hyponatremia in elderly inpatients (mean age 74 years) was significantly more common in patients treated with SSRIs or venlafaxine than in controls not on these drugs (OR, 3.5; 95% CI, 1.4 to 8.9) (Table 46).²⁸² Otherwise, evidence from controlled trials and observational studies is insufficient to conclude for or against an increased risk of hyponatremia in patients treated with SSRIs.

Our methods for this comparative effectiveness review did not permit inclusion of case reports and case series. The published literature includes numerous case reports of hyponatremia and inappropriate secretion of an antidiuretic hormone as rare side effects.²⁸³ Even if this evidence is considered weak, such findings might be important in the absence of studies with the methodological strength to account for rare adverse events.

Serotonin Syndrome

Serotonin hyperstimulation syndrome is characterized by symptoms that include mental status changes, agitation, myoclonus, hyperreflexia, sweating, shivering, tremor, diarrhea, lack of coordination, and fever; it can lead to death (Table 46).²²⁴ Evidence from controlled trials and observational studies is insufficient to draw conclusions about differences in risk among second-generation antidepressants. The published literature has numerous case reports of serotonin syndrome.²⁸⁴

A postmarketing survey identified cases of the serotonin syndrome in British general practice among patients who received nefazadone.²²⁴ In a cohort of 11,834 patients, 19 cases met criteria for the syndrome (incidence=1 case per 1,000 patient-months of treatment with nefazodone). Similar rates of the syndrome were reported for fluoxetine, sertraline, paroxetine, and venlafaxine.

Toxicity

A database analysis in the United Kingdom on fatal toxicity of second-generation antidepressants found venlafaxine to have the highest fatal toxicity rate (13.2 per 1,000,000 prescriptions) among second-generation antidepressants (Table 46).²⁶⁸ A retrospective review of the charts of 2,428 nursing home residents did not detect differences in the risk of falls among residents treated with fluoxetine, paroxetine, and sertraline.²⁶⁹

Adherence and Persistence: Key Points

Adherence rates in efficacy trials range between 90 and 100 percent. Results from efficacy RCTs did not indicate any differences in adherence among second-generation antidepressants. The evidence, however, is limited to few comparisons for which the strength of the evidence is moderate. For the majority of possible comparisons among second-generation antidepressants, the strength of the evidence is insufficient to draw conclusions about the comparative adherence. Findings from highly controlled efficacy studies may have limited applicability to “real-world” practice especially because of the overall short duration of these trials. The evidence is insufficient to conclude on adherence and persistence in effectiveness studies.

Adherence and Persistence: Detailed Analysis

The published literature frequently uses the terms “compliance” and “adherence” interchangeably. Compliance has traditionally been used to describe a patient’s ability to take medications as prescribed. Some authors argue, however, that adherence better represents the more complex relationship among patients, providers, and medications; it is meant to reflect the fact that following a medication regimen is not necessarily a simple choice.²⁸⁵ Given the lack of a clear definition, we use the term adherence.

Few efficacy studies reported rates of adherence. Lack of adherence, however, was often used as a reason to exclude patients from the study. Table 48 summarizes included head-to-head trials on adherence. The majority of RCTs that reported on the comparative adherence stated

rates between 90 percent and 100 percent. We found 8 head-to-head trials that reported comparative data on adherence.^{41, 100, 106, 110-112, 124, 260} Overall, adherence rates in RCTs were similar. Most studies, however, provided little or no information on the methods of assessment. For example, a fair study reported that both treatment arms exhibited 100 percent adherence, but the investigators did not describe their method of determining adherence.⁷⁶

None of the three effectiveness studies reported on adherence. To what extent results from highly controlled efficacy trials can be extrapolated to effectiveness settings remains unclear.

Persistence refers to the act of continuing the treatment for the prescribed duration.²⁸⁵ We did not find any studies on persistence.

Only 10 of 18 RCTs reported adherence rates for different treatment arms,^{41, 50, 100, 103, 109, 110, 136, 147, 286} of these, 8 were head-to-head comparisons (Table 48).^{41, 100, 106, 110-112, 124, 260} None of these studies noted a significant difference in adherence.

Table 48. Head-to-head trials reporting adherence to second-generation antidepressants

Study	Drugs and Dose Duration	N	Rate of Adherence	Quality Rating
Ekselius, von Knorring, and Eberhard, 1997 ⁴¹	Citalopram 20-60 mg/day Sertraline 50-100 mg/day 24 weeks	400	Citalopram 95% Sertraline 90%	Good
Coleman et al., 2001 ¹⁰⁰	Bupropion SR 150-400 mg/day Fluoxetine 20-60 mg/day Placebo 8 weeks	456	97% to 99% in all groups	Fair
Weihls et al., 2000 ¹⁰⁶	Bupropion SR 100-300 mg/day Paroxetine 10-40 mg/day 6 weeks	100	Bupropion SR 95% Paroxetine 98%	Good
Coleman et al., 1999 ¹¹⁰	Bupropion SR 150-400 mg/day Sertraline 50-200 mg/day Placebo 8 weeks	364	Tablet: Bupropion SR 96% Sertraline 97% Placebo 96% Capsule: Bupropion SR 98% Sertraline 98% Placebo 98%	Fair
Croft et al., 1999 ¹¹¹	Bupropion SR 150-400 mg/day Sertraline 50-200 mg/day Placebo 8 weeks	360	Bupropion SR 98% Sertraline 97% Placebo 98%	Fair
Kavoussi et al., 1997 ¹¹²	Bupropion SR 100-300 mg/day Sertraline 50-200 mg/day 16 weeks	248	Bupropion SR 98% Sertraline 99%	Fair
Segraves et al., 2000 ²⁶⁰	Bupropion SR 100-300 mg/day Sertraline 50-200 mg/day 16 weeks	248	Bupropion 98% Sertraline 99%	Fair
Weisler et al., 1994 ¹²⁴	Bupropion 225-450 mg/day Trazodone 150-400 mg/day 6 weeks	124	Bupropion 95% Trazodone 90%	Fair

mg/day = milligram per day; SR = sustained release

None of the three effectiveness studies reported on adherence. To what extent results from highly controlled efficacy trials can be extrapolated to effectiveness settings remains unclear.

We did not find any studies on persistence.

Key Question 4b: Comparative Harms, Adherence, and Persistence for Immediate- and Extended-Release Second-Generation Antidepressants

This part presents information on studies that examined differences in, first, harms or adverse events and, then, adherence and persistence. The medications of interest are bupropion, fluoxetine, fluvoxamine, mirtazapine, paroxetine, and venlafaxine, which can be administered in daily or weekly dosing regimens or have a variety of formulations, including immediate-release (IR), extended-release (XR), and controlled release (CR). (Some medications may use slightly different terminology or acronyms for long-acting formulations, such as XL for extended release or SR for sustained release).

Harms of Immediate- Versus Extended-Release Formulations: Overview

Of the five head-to-head studies that investigated the comparative efficacy (KQ 1c, above) of daily versus weekly dosing or IR versus ER formulations of various types, four also reported on differences in harms (Table 49).¹⁴⁰⁻¹⁴³

One study compared fluoxetine daily with fluoxetine weekly.^{139, 140} Two trials assessed paroxetine IR versus paroxetine CR;^{141, 142} and one study compared venlafaxine IR with venlafaxine XR.¹⁴³ No studies of either fluvoxamine or bupropion (the remaining agents with these formulations) reported on harms.

Table 49. Interventions, numbers of patients, results, and quality ratings of studies comparing harms of daily versus weekly and immediate- versus extended-release formulations

Study	Design, Interventions	N	Results	Quality Rating
Schmidt et al., 2000 ¹⁴⁰	RCT Fluoxetine 20 mg daily Fluoxetine 90 mg weekly Placebo	501	Similar adverse events rates between daily and weekly fluoxetine maintenance treatment	Fair
Rapaport et al., 2003 ¹⁴²	RCT Paroxetine IR 40 mg Paroxetine CR 50 mg Placebo	319	Similar adverse events rates for paroxetine IR and CR	Fair
Golden et al., 2002 ¹⁴¹	Pooled analysis of 2 identical RCTs Paroxetine IR 20-50 mg Paroxetine CR 25-62.5 mg Placebo	640	Higher rates of nausea with paroxetine IR than CR; no differences in other adverse events rates	Fair
Cunningham, 1997 ¹⁴³	RCT Venlafaxine IR 37.5-150 mg Venlafaxine XR 75-150 mg Placebo	278	Similar adverse events rates between venlafaxine IR and XR	Fair

CR = controlled release; IR = immediate release; mg = milligram; mg/day = milligram per day; RCT = randomized controlled trial; XR = extended-release

Harms of Immediate- Versus Extended-Release Formulations: Key Points

One trial compared the harms of daily versus weekly dosing of fluoxetine.¹⁴⁰ Overall, adverse events rates were similar between fluoxetine daily and fluoxetine weekly dosing regimens. The strength of evidence is moderate that no differences in adverse events exist between daily and weekly formulations of fluoxetine.

Three studies investigated differences in harms for IR versus ER formulations of two other second-generation antidepressants.¹⁴¹⁻¹⁴³ Adverse event rates were similar between paroxetine IR and paroxetine CR, except for higher rates of nausea in patients treated with paroxetine IR than paroxetine CR. In addition, venlafaxine IR and venlafaxine XR had similar adverse event rates. The strength of evidence is low that paroxetine IR leads to higher rates of nausea than paroxetine CR.

We could not find any studies on IR and ER formulations of either fluvoxamine or bupropion that reported on harms.

Harms of Immediate- Versus Extended-Release Formulations: Detailed Analysis

Fluoxetine Daily Versus Fluoxetine Weekly

As described in KQ 1, no extended-release formulation of fluoxetine exists. Because of the long elimination half-lives of fluoxetine and its active metabolite norfluoxetine, investigators have explored different dosing regimens for fluoxetine during continuation-phase treatment. A weekly formulation of fluoxetine is administered as an enteric-coated medication.

One RCT determined the comparative harms between daily and weekly fluoxetine regimens.¹⁴⁰ In it, the acute treatment period was open label and lasted 7 weeks. Patients who achieved response were randomized to double-blinded continuation treatment with fluoxetine once daily 20 mg, or fluoxetine once weekly 90 mg. During 25 weeks of followup, rates for most adverse event were similar for patients on daily or weekly treatments.

Paroxetine IR Versus Paroxetine CR

One double-blinded RCT¹⁴² and a pooled analysis of two identical RCTs¹⁴¹ compared the harms of paroxetine IR with those of paroxetine CR. These studies contained data on 639 patients. Overall, adverse events rates were similar for the treatment groups. One exception, however, was nausea, which occurred significantly more often in patients treated with paroxetine IR than CR during the first weeks of treatment (23 percent vs. 14 percent; $P < 0.05$).¹⁴¹

Venlafaxine IR Versus Venlafaxine XR

One flexible-dose, placebo-controlled RCT compared the efficacy and safety of twice-daily venlafaxine IR (115–125 mg/day) with once-daily venlafaxine XR (124–140 mg/day) in 293 patients with acute-phase MDD.¹⁴³ During 12 weeks of treatment, the groups did not differ significantly in adverse event rates.

Comparative Adherence and Persistence of Immediate- versus Extended-Release Formulations: Overview

Three studies assessed the comparative adherence of different formulations (Table 50).^{142, 287, 288} One compared fluoxetine daily with fluoxetine weekly; the other two evaluated paroxetine IR with paroxetine CR and bupropion SR with bupropion XL. We could not find any studies on fluvoxamine and venlafaxine.

We did not find any studies that directly investigated persistence.

Table 50. Interventions, numbers of patients, results, and quality ratings of studies comparing adherence of immediate versus extended release formulations

Study	Design, Interventions	N	Results	Quality Rating
Claxton et al., 2000 ²⁸⁷	Open-label RCT Fluoxetine 20 mg daily Fluoxetine 90 mg weekly	109	Higher adherence during maintenance treatment for fluoxetine weekly than fluoxetine daily	Fair
Rapaport et al., 2003 ¹⁴²	RCT Paroxetine IR 40 mg Paroxetine CR 50 mg Placebo	319	Similar adherence rates between paroxetine IR and paroxetine CR	Fair
Stang, Young, and Hogue, 2007 ²⁸⁸ *	Retrospective cohort study Bupropion XL Bupropion SR	269,517	Higher refill persistence with bupropion XL than bupropion SR	Fair

CR = controlled release; IR = immediate release; mg = milligram; RCT = randomized controlled trial; SR = sustained release; XL = extended-release

*New study added during update.

Comparative Adherence and Persistence of Immediate- versus Extended-Release Formulations: Key Points

Three studies assessed the comparative adherence of immediate- and extended-release formulations.^{142, 287, 288} Based on one open-label RCT, adherence to fluoxetine weekly was higher than to fluoxetine daily.²⁸⁷ The strength of evidence is low.

The only double-blinded RCT available reported no significant differences in adherence between patients treated with paroxetine IR and those receiving paroxetine CR (93 percent vs. 96 percent) over a 25-week followup period.¹⁴² The strength of evidence is moderate.

A retrospective cohort study, based on U.S. prescription data, showed higher refill persistence for prescriptions of bupropion XL than for those of bupropion SR.²⁸⁸ The strength of evidence is low.

Comparative Adherence and Persistence of Immediate- versus Extended-Release Formulations: Detailed Analysis

Fluoxetine Daily Versus Fluoxetine Weekly

An open-label RCT randomized 109 patients who had responded to fluoxetine 20 mg during acute-phase treatment to fluoxetine 20 mg daily or fluoxetine 90 mg weekly for continuation treatment.²⁸⁷ During a follow-up period of 3 months, adherence to fluoxetine 20 mg daily was significantly lower than to fluoxetine 90 mg weekly (79.4 percent vs. 85.9 percent; $P < 0.01$).

Paroxetine IR Versus Paroxetine CR

A double-blinded RCT of 319 patients compared their adherence to paroxetine IR, paroxetine CR, and placebo.¹⁴² Details of the study are described above. During the 12-week study period, adherence rates were similar for the paroxetine IR and paroxetine CR treatment groups (93.2 percent vs. 96.3 percent; $P=NR$).

Bupropion SR Versus Bupropion XL

A retrospective cohort study, based on a U.S. prescription database, compared refill rates as a proxy for persistence for twice-daily (bupropion SR) versus once-daily (bupropion XL) bupropion treatment for various indications.²⁸⁸ The database collated prescription data on more than 12,000 pharmacy retail chain outlets covering about one-third of all U.S. prescriptions. Over 1 year, data were available on more than 12,000 patients on bupropion SR and more than 257,000 patients treated with bupropion XL. The percentage of patients with more than one refill over a 1-year period was 51.3 percent for bupropion SR and 60.1 percent for bupropion XL ($P<0.001$). The percentage of patients with more than 6 refills over 1 year was 9.5 percent for bupropion SR and 25.3 percent for bupropion XL ($P=NR$). Whether prescription refills can be extrapolated to adherence to the dosing schedules remains unclear.

Key Question 5: Efficacy, Effectiveness, and Harms for Selected Populations

Overview: All Subgroups

For this Key Question, we focus on the comparative benefits and harms of second-generation antidepressants for treating a depressive disorder (major depressive disorder [MDD], dysthymia, or subsyndromal depressive disorder) in subpopulations. We focused on the following subgroups: older adults (55 years of age or older); demographic groups defined by sex or race/ethnicity; patients with medical comorbidities (Alzheimer's disease, arthritis, cancer, diabetes, multiple sclerosis, stroke, or cardiovascular disease); patients with psychiatric or behavioral comorbidities (alcohol/substance abuse, generalized anxiety disorder); and patients taking other medications.

We found no studies directly comparing the efficacy, effectiveness, or harms of second-generation antidepressants for any subgroup and the general population. However, a large number of studies conducted subgroup analyses or used subgroups as the study population. Currently, this is the strongest available evidence with which to address this Key Question.

Overall, we included 40 trials (44 articles)^{42, 48, 53, 58, 59, 65, 66, 68, 92, 105, 106, 119, 134-136, 142, 163, 174, 181, 286, 289-312} and one systematic review³¹³ addressing a subgroup of interest.

We found 11 head-to-head trials that addressed efficacy in older adult populations with MDD; the evidence on older adults with dysthymia or subsyndromal depression was limited to placebo-controlled trials. We did not find any studies that met our eligibility criteria and assessed the comparative efficacy, effectiveness, or harms of second-generation antidepressants in different racial or ethnic groups. Only one randomized controlled trial addressed the general efficacy of sertraline in Latinos and blacks with MDD (and diabetes). For comorbid illnesses, evidence was limited primarily to placebo-controlled trials with the exception of one head-to-head trial that conducted a subgroup analysis in patients with co-occurring generalized anxiety disorder and one systematic review in patients with depression or depressive symptoms after

myocardial infarction (MI). Detailed information on these studies appears in Appendix C in the evidence tables.

Because of the lack of evidence from included trials, in some cases we briefly summarize results of studies that did not meet our eligibility criteria but address this Key Question.

Age: Key Points

No studies directly compared the efficacy of second-generation antidepressants in older adults (55 years of age or older) and the general population. Fifteen trials (19 articles) provide mixed evidence on differences in efficacy, effectiveness, and harms in older adult patients treated with second-generation antidepressants.^{42, 48, 53, 58, 59, 65, 68, 92, 106, 119, 134-136, 142, 163, 174, 289-291}

Table 51 (head-to-head) and Table 52 (placebo-controlled) present selected information on these studies.

Age: MDD

Head-to-head trials provided mixed results on differences in benefits and harms in older adults with MDD. The majority of the trials found no differences in efficacy but suggested some differences in adverse events. Two trials comparing fluoxetine, paroxetine, and placebo reported conflicting results. One trial comparing escitalopram with fluoxetine found a significant difference favoring escitalopram over fluoxetine for efficacy; however, this trial also found neither to be significantly better than placebo. Strength of evidence is moderate for comparative efficacy; strength of evidence is low for harms.

Age: Dysthymia

Two placebo-controlled trials examined the general efficacy of second-generation antidepressants in older adults with dysthymia. One found no difference in response rates between fluoxetine and placebo; the other found significantly greater improvement with paroxetine. Strength of evidence for comparative efficacy and harms is insufficient.

Table 51. Head-to-head studies on efficacy and harms in older adults

Study	N	Duration	Comparison and Dose (mg/day)	Results	Quality Rating
SSRIs vs SSRIs: Kasper et al., 2005 ⁴²	518	8 weeks	Escitalopram 10 Fluoxetine 20	Significantly greater improvement in MADRS score with escitalopram ($P<0.01$); no differences in AEs	Fair
Cassano et al., 2002 ⁴⁸	242	52 weeks	Fluoxetine 20-60 Paroxetine 20-40	No significant differences in efficacy; significantly more severe AEs with fluoxetine	Fair
Schone and Ludwig, 1993 ⁵³ Geretsegger et al., 1994 ²⁹⁰	106	6 weeks	Fluoxetine 20-60 Paroxetine 20-40	Significantly greater response rate for paroxetine; no significant differences in overall AEs	Fair
Newhouse et al., 2000 ⁵⁸ Finkel et al., 1999 ⁵⁹	236	12 weeks	Fluoxetine 20-40 Sertraline 50-100	No significant differences in efficacy; subgroup analysis of patients ≥ 70 years of age showed significantly greater HAM-D response rate with sertraline	Fair
Rossini et al., 2005 ⁶⁵	93	7 weeks	Fluvoxamine 200 Sertraline 150	No significant difference in response rates; no data reported on AEs	Fair
Rapaport et al., 2003 ¹⁴²	323	12 weeks	Paroxetine CR 50 Paroxetine IR 40 Placebo	No significant differences in efficacy or harms between CR and IR formulations	Good
Allard et al., 2004 ⁶⁸	151	22 weeks	Citalopram 10-30 Venlafaxine XR 75-150	No significant differences in efficacy; more spontaneously reported AEs with citalopram	Fair
Schatzberg and Roose, 2006 ²⁹¹ *	300	8 weeks	Fluoxetine 20-60 Venlafaxine IR 37.5-225	No significant differences in efficacy measures; significantly more nausea, dry mouth, and constipation with venlafaxine; significantly more anxiety with fluoxetine	Fair
Schatzberg et al., 2002 ⁹²	255	8 weeks	Paroxetine 20-40 Mirtazapine 15-45	No significant difference in response rates at endpoint; significantly faster time to response with mirtazapine; significantly higher rate of nausea and tremor with paroxetine; significantly more weight gain and dry mouth with mirtazapine	Fair
SSRIs vs. other second generation antidepressants: Weihs et al., 2000 ^{106, 289}	100	6 weeks	Paroxetine 100-300 Bupropion SR 10-40	No significant differences in efficacy or harms	Fair
SNRIs vs. other second generation antidepressants: Halikas et al., 1995 ¹¹⁹	150	6 weeks	Mirtazapine 5-35 Trazodone 40-280 Placebo	No significant difference in efficacy	Fair

AEs = adverse events; CR = controlled release; HAM-D = Hamilton Depression Rating Scale; IR = immediate release; MADRS = Montgomery-Asberg Depression Rating Scale; SR = sustained release; XR = extended release

*New study added during update.

Table 52. Placebo-controlled studies on efficacy and harms in older adults

Study	N	Duration	Comparison and Dose (mg/day)	Results	Quality Rating
SSRIs: Gorwood et al., 2007 ¹⁶³ *	305	24 weeks	Escitalopram 10-20 Placebo	Significantly higher proportion of placebo-treated patients relapsed	Fair
Devanand et al., 2005 ¹³⁶	90	12 weeks	Fluoxetine 20-60 Placebo	No significant difference in response rates and quality of life in dysthymia patients	Good
Barrett et al., 2001 ¹³⁵ Williams et al., 2000 ¹³⁴	656	11 weeks	Paroxetine 10-40 Placebo Behavioral therapy	In patients older than 60 years with dysthymia or subsyndromal depression, significantly greater improvement in symptom scores for paroxetine than for placebo; in patients younger than 60 years, no difference	Fair
Wilson et al., 2003 ¹⁷⁴	113	100 weeks	Sertraline 50-100 Placebo	No difference in prevention of depression; sertraline associated with longer time to recurrence	Fair

SSRI = selective serotonin reuptake inhibitor

*New study added during update.

Age: Subsyndromal Depression

We found no head-to-head evidence of differences in elderly populations with subsyndromal depression. One placebo-controlled trial of paroxetine assessed efficacy and harms in a mixed population (dysthymia or subsyndromal depression). Strength of evidence for comparative efficacy, effectiveness, and harms is insufficient.

Age: Detailed Analysis

MDD: Head-to-Head Evidence

Escitalopram Versus Fluoxetine

One 8-week study compared escitalopram (10 mg/day), fluoxetine (20 mg/day), and placebo in 518 participants older than 65 years of age (mean age in each treatment group, 75 years).⁴² Outcome measures included the MADRS and the Clinical Global Impressions Severity Scale (CGI-S). Patients on escitalopram experienced greater improvement in MADRS total score at week 8 compared with those on fluoxetine ($P<0.01$). MADRS response rates showed that more escitalopram- than fluoxetine-treated patients achieved response (46 percent vs. 37 percent, P =not reported). Similar results were seen for MADRS remission rates and mean change in CGI-S scores. These efficacy results must be interpreted with caution because neither active treatment was significantly superior to placebo. For some efficacy measures, improvement in the placebo group was significantly greater than in the fluoxetine group. Adverse events were similar for both active treatment groups.

Fluoxetine Versus Paroxetine

Two trials (three articles) compared fluoxetine with paroxetine in patients older than 60 years old.^{48, 53, 290} One 6-week trial compared fluoxetine (20–60 mg/day) and paroxetine (20–40 mg/day) in 106 depressed patients ages 61 to 85 years (mean age 74 years).^{53, 290} Paroxetine-

treated patients achieved significantly higher HAM-D response rates than fluoxetine-treated patients ($P=0.03$). Groups did not differ significantly in overall adverse events.

A 1-year Italian study enrolled 242 patients to compare the effects of fluoxetine (20–60 mg/day) and paroxetine (20–40 mg/day) on depressive symptoms, mood, and cognitive function in nondemented patients 65 years of age or older.⁴⁸ In this long-term study, treatment groups did not differ significantly at study endpoint on HAM-D or CGI-S scores or on most cognitive scales (Blessed Information and Memory Test [BIMT], Mini-Mental State Examination [MMSE], Clifton Assessment Schedule [CLAS]). Severe adverse events were significantly more common in the fluoxetine group than in the paroxetine group (22 events vs. 9 events; $P<0.002$).

Fluoxetine Versus Sertraline

A 12-week study compared fluoxetine (20–40 mg/day) with sertraline (50–100 mg/day) in 236 participants ages 60 years and older.⁵⁸ Outcome measures included MADRS, HAM-D, quality of life (Quality of Life Enjoyment and Satisfaction Questionnaire), and cognitive assessments (Shopping List Task [SLT], MMSE, and Digital Symbol Substitution Test [DSST]). Fluoxetine- and sertraline-treated patients demonstrated no significant differences on primary outcome measures (MADRS, HAM-D); HAM-D response rates (71 percent vs. 73 percent) and remission rates (46 percent vs. 45 percent) were similar. Quality of life and other patient-rated measures showed no differences between groups at endpoint. Sertraline-treated patients showed greater cognitive improvement than patients on fluoxetine on the DSST at endpoint ($P=0.037$). Adverse event rates were similar in the two treatment groups.

A subgroup analysis of this trial focused on 75 patients who were 70 years of age and older. Results demonstrated a greater HAM-D response rate for sertraline than for fluoxetine (58.5 percent vs. 42.4 percent, $P=0.027$).⁵⁹ Tolerability was similar between groups with two exceptions. Reports of the adverse event “shaking” differed significantly between the fluoxetine and sertraline groups (0 percent vs. 14.3 percent, $P=0.03$). Fluoxetine-treated patients showed greater weight loss from baseline to endpoint than sertraline-treated patients (2.8 pounds vs. 0.6 pounds, $P<0.05$).

Fluvoxamine Versus Sertraline

A 7-week trial compared fluvoxamine (200 mg/day) and sertraline (250 mg/day) in 93 patients 59 years of age and older (mean age for both treatment groups, 68 years).⁶⁵ HAM-D response rates favored fluvoxamine over sertraline but did not reach statistical significance (71.8 percent vs. 55.6 percent, $P=0.12$).

Paroxetine IR Versus Paroxetine CR

One 12-week trial compared the efficacy and tolerability of two formulations of paroxetine (paroxetine IR and paroxetine CR) and placebo in an elderly population (60 years of age or older).¹⁴² This trial enrolled 323 elderly patients with acute MDD, randomizing them to paroxetine IR (up to 40 mg/day), paroxetine CR (up to 50 mg/day), or placebo. The primary outcome measure was the change of HAM-D scores after 12 weeks of treatment. Patients in both active treatment arms showed similar changes in HAM-D scores (paroxetine IR, -12.3, paroxetine CR, -12.1). Likewise, response rates (65 percent vs. 72 percent) and remission rates (44 percent vs. 43 percent) were similar for the IR and CR groups.

Citalopram Versus Venlafaxine XR

A European 22-week study compared citalopram (10–30 mg/day) with venlafaxine XR (75–150 mg/day) for the treatment of depression in 151 elderly outpatients (mean age, 73 years).⁶⁸ The investigators found no statistically significant differences at study endpoint in any efficacy outcome measures (MADRS, CGI-S, CGI-I). MADRS remission rates were 23 percent for citalopram and 19 percent for venlafaxine (P =not reported). Both treatment groups reached a 93 percent response rate at week 22 (response defined as a reduction of at least 50 percent in MADRS score). More spontaneously reported adverse events were reported by venlafaxine XR-treated patients than citalopram-treated patients (62 percent vs. 43 percent, respectively); tremor was more common in the citalopram group than the venlafaxine XR group, and nausea or vomiting was more common in the venlafaxine XR group than the citalopram group.

Fluoxetine Versus Venlafaxine

One study compared venlafaxine IR (37.5–225 mg/day) with fluoxetine (20–60 mg/day) and placebo in 300 elderly patients (mean age 71 years old).²⁹¹ Both treatment groups experienced a significant reduction in HAM-D total scores at 8 weeks; however, the active treatment groups did not differ significantly in HAM-D, MADRS, or CGI scores at endpoint. Remission rates at 8 weeks were 27 percent for venlafaxine and 20 percent for fluoxetine. Venlafaxine-treated patients experienced significantly higher rates of nausea (45 percent vs. 23 percent, $P<0.01$), dry mouth (23 percent vs. 6 percent, $P<0.01$), and constipation (22 percent vs. 10 percent, $P<0.05$) but significantly less anxiety (2 percent vs. 10 percent, $P<0.005$) than patients on fluoxetine

Paroxetine Versus Mirtazapine

One study compared paroxetine (20–40 mg/day) with mirtazapine (15–45 mg/day) in 255 elderly patients 65 years old and older; the trial included an acute phase (8 weeks) and a continuation phase (16 weeks).⁹² Although the two groups showed similar reductions in HAM-D scores at endpoint, mirtazapine led to a faster response. A Kaplan-Meier analysis showed a significantly faster time to response for mirtazapine than for paroxetine (mean 26 days vs. 40 days; $P=0.016$). The number needed to treat to yield one additional patient responding with mirtazapine at weeks 1 or 2 was 7. At study endpoint, the number of CGI responders was similar in the mirtazapine and paroxetine treatment groups (64 percent and 56.7 percent, respectively; $P=0.267$). Significantly more mirtazapine-treated patients reported dry mouth and weight gain ($P<0.05$). Paroxetine-treated patients reported a significantly higher rate of nausea, tremor, and flatulence ($P<0.05$).

Sertraline Versus Venlafaxine IR

One poor-quality 10-week trial compared sertraline (up to 100 mg/day) with venlafaxine IR (up to 150 mg/day) among 52 nursing home residents (61 to 99 years of age).³¹⁴ We graded the quality of this study as poor because of high loss to followup (44 percent), but we note it here because it is the only study comparing these two agents. Venlafaxine-treated patients had a significantly higher rate of withdrawal because of severe adverse events ($P=0.022$) and withdrawal because of severe adverse events or side effects ($P=0.005$) than did the sertraline-treated patients.

Paroxetine Versus Bupropion SR

One trial examined the efficacy of paroxetine (10–40 mg/day) and bupropion SR (100–300 mg/day) over 6 weeks in 100 outpatients of ages 60 years and older (range 60 to 88 years).^{106, 289} This study found no significant differences in efficacy according to all outcome measures between treatment groups. Response rates (≥ 50 percent reduction in HAM-D scores) were similar in the paroxetine and bupropion SR groups (77 percent vs. 71 percent). Quality-of-life scales (Quality of Life in Depression Scale [QLDS], Medical Outcomes Study Health Survey-Short Form 36 [SF-36]) showed statistically significant improvements in both groups ($P < 0.0001$), but they did not differ significantly between the groups.²⁸⁹ In addition, overall adverse events were similar in the two treatment groups.

SSRIs Versus Venlafaxine

In one study, investigators pooled data from eight randomized trials of venlafaxine IR (75–375 mg/day) or venlafaxine XR (75–225 mg/day), one of several SSRIs (fluoxetine, 20–80 mg/day; fluvoxamine, 100–200 mg/day; paroxetine, 20–40 mg/day), or placebo in the treatment of depression.^{315, 316} This study failed to meet our eligibility criteria for study design for this Key Question; however, we describe it because of the limited available evidence. The trials included in the analysis varied in length (6 weeks [three studies], 8 weeks [four studies], or 12 weeks [one study]) and included either outpatients (seven studies) or inpatients (one study). Four of the outpatient trials had a placebo arm. For venlafaxine-treated patients, neither age (< 50 or ≥ 50 years of age) nor sex affected remission rates.³¹⁵ Among patients treated with SSRIs, however, a significant interaction was observed between treatment and sex ($P = 0.004$): older women had a poorer SSRI response rate (28 percent) than younger women (36 percent) and both older (35 percent) and younger men (36 percent). Remission rates for older women treated with venlafaxine were higher than remission rates for older women treated with SSRIs (48 percent vs. 28 percent, $P = 0.0004$). Hormone replacement therapy appeared to eliminate these differences. Additional analyses of age subgroups (≤ 40 , 41–54, 55–64, and ≥ 65 years old) and sex subgroups revealed that no significant age-by-treatment, sex-by-treatment, or age-by-sex-by-treatment interactions occurred; men and women of different ages within each treatment group had similar rates of remission, response, and absence of depressed mood.³¹⁶ Among patients over 40 years old, the rates of adverse events were similar between the treatment groups, although venlafaxine-treated patients 55 to 64 years old reported significantly more nausea than placebo ($P \leq 0.003$), and placebo patients 41 to 54 years old reported significantly more headache than venlafaxine ($P \leq 0.01$).

Mirtazapine Versus Trazodone

One 6-week study compared mirtazapine with trazodone in patients with MDD older than 55 years old.¹¹⁹ Efficacy outcome measures in this trial favored mirtazapine, but differences did not reach statistical significance. More mirtazapine-treated patients discontinued treatment than did those on either trazodone or placebo. Both treatments were associated with more somnolence and dry mouth than placebo ($P \leq 0.05$); trazodone treatment was associated with significantly more dizziness and blurred vision compared with placebo ($P \leq 0.05$).

MDD: Placebo-Controlled Evidence

We did not include any placebo-controlled trials assessing response or remission in older adults with MDD because we found ample head-to-head evidence. However, we included placebo-controlled trials reporting maintenance of remission or prevention of relapse.

Escitalopram Versus Placebo

One trial assessed prevention of relapse in MDD patients 65 years of age and older.¹⁶³ After 12 weeks of open-label treatment with escitalopram, patients who achieved MADRS remission were eligible for randomization to escitalopram (10 or 20 mg/day) or placebo for 24 weeks of double-blind treatment. Of the 405 patients who entered the open-label period, 305 were randomized to double-blind treatment. Over 24 weeks, a significantly higher proportion of placebo- than escitalopram- treated patients relapsed (33 percent vs. 9 percent, $P<0.001$). The estimated hazard ratio for time to relapse (based on Cox proportional hazard model) was 4.44 (95% CI, 2.41 to 8.17); $P<0.001$.

Sertraline Versus Placebo

A 100-week maintenance trial assessed the efficacy of sertraline (50–100 mg/day) compared with placebo in preventing depression recurrence in 113 elderly (65 years old and older) community residents.¹⁷⁴ The trial found no statistically significant difference in the proportion of depression recurrence (HAM-D \geq 13 and met DSM-III-R criteria for MDD) between sertraline and placebo (45 percent vs. 54 percent, $P=0.21$). However, patients on sertraline experienced a longer time to recurrence than did patients on placebo (92 weeks and 48 weeks, respectively).

Dysthymia: Head-to-Head Evidence

We found no head-to-head trials satisfying our eligibility criteria that addressed efficacy or harms in older adults with dysthymia.

Dysthymia: Placebo-Controlled Evidence

Fluoxetine Versus Placebo

One randomized controlled trial of good quality examined the efficacy and harms of fluoxetine (20–60 mg/day) in dysthymia patients 60 years old and older over 12 weeks.¹³⁶ Intention-to-treat results indicated that fluoxetine had limited efficacy. Response rates on the HAM-D favored fluoxetine over placebo, but the two groups did not differ significantly (27.3 percent vs. 19.6 percent; $P<0.4$).

Paroxetine Versus Placebo

A large, primary-care-based effectiveness study (two articles) randomized 656 patients with dysthymia or minor depression to 11 weeks of paroxetine, placebo, or behavioral therapy.^{134, 135} Participants were stratified into patients 60 years and older ($n=415$) and patients younger than 60 years ($n=241$) for ITT analysis. In the 60 or older subgroup, paroxetine-treated patients showed a greater change in HSCL-D-20 scores than placebo-treated patients ($P=0.004$).¹³⁴ Effects were similar for patients with dysthymia and minor depression. For older dysthymia patients with high or intermediate baseline functioning scores, paroxetine significantly improved mental health functioning compared with placebo. Overall, however, improvements of mental health functioning were not statistically significantly different between dysthymia patients receiving paroxetine and those receiving placebo.

Among the younger patients, treatment groups did not differ significantly on the HSCL-D-20 scale.¹³⁵ For dysthymia only, the remission rate of patients with at least 4 weeks of treatment was significantly higher in the paroxetine group than in the placebo group (80 percent vs. 44 percent; $P=0.008$). Paroxetine was not more efficacious than placebo in patients with minor depression.

Subsyndromal Depression: Head-To-Head Evidence

We found no head-to-head trials satisfying our eligibility criteria.

Citalopram Versus Sertraline

One nonrandomized trial evaluated citalopram (20 mg/day) and sertraline (50 mg/day) in the treatment of 138 nondemented elderly patients with minor depressive disorder and subsyndromal depression.¹³⁷ Although this trial does not meet eligibility criteria because of the study design (because of flawed randomization, it is essentially a nonrandomized trial), we describe it here because it is the only comparative evidence in this population. Both treatments improved depressive symptoms (as measured by the HAM-D); HAM-D remission rates did not differ significantly at endpoint (53 percent vs. 42 percent, $P=0.25$).

Subsyndromal Depression: Placebo-Controlled Evidence

We found one trial (described above) providing evidence on elderly patients with dysthymia or subsyndromal depression.¹³⁵

Race or Ethnicity: Key Points

No studies directly compared the efficacy, effectiveness, or harms of second-generation antidepressants among different races or ethnicities. One study compared sertraline with placebo in low-income minorities with comorbid diabetes to assess quality of life (Table 53).²⁹² Strength of evidence is insufficient for comparative efficacy, effectiveness, and harms.

Table 53. Studies of efficacy, effectiveness, and harms for race or ethnicity subgroups

Study	N	Duration	Comparison and Dose (mg/day)	Results	Quality Rating
SSRIs: Echeverry et al., 2009 ²⁹² *	89	24 weeks	Sertraline 50-100 Placebo	No significant difference	Fair

*New study added during update.

Race or Ethnicity: Detailed Analysis

Head-to-Head Evidence

No head-to-head trials on the efficacy, effectiveness, or harms of second-generation antidepressants compared different racial or ethnic groups.

Placebo-Controlled Evidence

Fluoxetine

One poor trial evaluated the efficacy of fluoxetine compared with placebo in the treatment of patients with comorbid HIV/AIDS.³¹⁷ Owing to the scarcity of evidence examining race or ethnicity, we describe it here. A total of 118 patients were randomized to 8 weeks of treatment

with either fluoxetine or placebo. Of all participants, 67 percent were white, 19 percent black, and 14 percent Latino; only 1.7 percent (n=2) were female. Loss to followup was significantly greater among Latinos (53 percent) than blacks (14 percent) and whites (28 percent) ($P<0.05$). Ethnicity was not associated with the total number of treatment side effects or dosage. Response rates among subjects who completed the study were higher in the fluoxetine group (white, 84 percent; black, 50 percent; Latino, 67 percent) than the placebo group (white, 43 percent; black, 36 percent; Latino, 80 percent). The differences were not significant; however, this may be because of the small sample size, particularly in the Latino group.

Sertraline

One trial randomized 89 low-income Latinos and blacks with diabetes to sertraline (50–100 mg/day) or placebo for 6 months.²⁹² HAM-D scores decreased significantly in both groups but there was no difference between sertraline- and placebo-treated patients. Similar results were seen for quality of life subscales and scores—no differences between treatment groups.

Duloxetine

Two pooled analyses of seven placebo-controlled duloxetine trials assessed the efficacy and tolerability of duloxetine in Latino³¹⁸ and black patients³¹⁹ compared with white patients. We excluded both studies because they did not meet our study design eligibility requirements, but we describe them here because of the very limited available evidence on race or ethnicity. The first analysis included 1,342 white and 120 Latino patients and found no difference in efficacy outcomes.³¹⁸ These two groups did not differ significantly in discontinuation rates due to adverse events or in the types or occurrence of specific adverse events. The second analysis of 1,300 white and 123 black patients also found no evidence for a differential effect of duloxetine in these subgroups for either efficacy or safety outcomes.³¹⁹

Sex: Key Points

Two head-to-head studies provided limited evidence on differences in men and women (Table 54). Strength of evidence for comparative efficacy and effectiveness is insufficient. Strength of evidence for harms is low.

Table 54. Studies of efficacy, effectiveness, and harms for sex subgroups

Study	N	Duration	Comparison and Dose (mg/day)	Results	Quality Rating
SSRIs: Aberg-Wistedt et al., 2000 ⁶⁶	353	24 weeks	Paroxetine 20-40 Sertraline 50-150	Significantly greater rate of decreased libido in paroxetine-treated women than sertraline-treated women	Fair
Kennedy et al., 2006 ¹⁰⁵ *	141	8 weeks	Paroxetine 20-40 Bupropion SR150-300	No difference for sexual dysfunction in women; significant worsening of sexual function in paroxetine-treated men	Fair

SR = sustained release

*New study added during update.

Sex: Detailed Analysis

Head-to-Head Evidence

Paroxetine Versus Sertraline

A Swedish randomized controlled trial compared paroxetine (20–40 mg/day) with sertraline (50–150 mg/day) in a 24-week study involving 353 patients.⁶⁶ Paroxetine-treated women had significantly greater rates of decreased libido than sertraline-treated women (8.8 percent vs. 1.8 percent; $P<0.05$). Conversely, paroxetine-treated men had lower rates of decreased libido than sertraline-treated men; however, the differences were not statistically significant (12.7 percent vs. 3.8 percent; $P=ns$).

Paroxetine Versus Bupropion

One study randomized patients to paroxetine (20–40 mg) or bupropion (150–300 mg).¹⁰⁵ Subgroup analysis found a significant difference in antidepressant-related sexual dysfunction in men but not in women. Women treated with paroxetine or bupropion did not differ significantly in sexual function. However, paroxetine-treated men reported a worsening of sexual function whereas bupropion-treated men had no significant change in sexual function (Sex FX total, $P<0.002$).

One 14-week retrospective cohort study of paroxetine (mean dose 30.7 mg/day), sertraline (99.0 mg/day), venlafaxine (151.6 mg/day), and moclobemide (a monoamine oxidase inhibitors drug; 485 mg/day) evaluated disturbances in sexual drive/desire and arousal/orgasm in depressed patients who completed 8 weeks of the study.²⁵⁶ This study did not meet our inclusion criteria; however, we describe it here because of the paucity of evidence on this topic. In this study, men reported greater impairment in drive/desire than did women ($P<0.05$). Men and women did not differ significantly on the arousal/orgasm scale ($P=0.21$). Rates of dysfunction in all treatment groups were similar for men; among women, sertraline and paroxetine appeared to be associated with greater dysfunction. All drugs appeared to be equally effective in reducing depressive symptoms (main effect for time, $P<0.001$); a favorable drug response was associated with less sexual dysfunction.

Placebo-Controlled Evidence

Duloxetine Versus Placebo

We briefly describe a study that did not meet our eligibility criteria. A pooled data analysis of seven placebo-controlled duloxetine trials assessed safety and tolerability of duloxetine for the treatment of MDD in 560 men and 1,062 women.³²⁰ No clinically meaningful differences were observed between men and women in safety and tolerability with duloxetine treatment. This analysis showed no significant differential sex effects for pulse rate, blood pressure, or weight. Withdrawals attributed to adverse events were similar for men and women. The only significant difference was in the occurrence of nausea; the nausea rate among placebo-treated patients was significantly greater in females than in males (10.7 percent vs. 3.7 percent, $P<0.008$).

Comorbidities: Key Points

We found no studies directly comparing the efficacy, effectiveness, and harms of second-generation antidepressants between depressed patients with comorbidities and the general

population. However, numerous studies conducted subgroup analyses or used subgroups as the study population (Table 55). Strength of evidence is insufficient for comparative efficacy, effectiveness, and harms.

We present our findings differently in this section because we found just a handful of studies for each of the various subgroups with different comorbid illnesses. We note in the text whether the study addresses patients with MDD, dysthymia, or subsyndromal depression. In addition, the evidence is overwhelmingly placebo-controlled; therefore, we do not present the evidence under subheadings of head-to-head evidence and placebo-controlled evidence for each comorbid illness.

Table 55. Studies of efficacy, effectiveness, and harms for subgroups by comorbidity

Study	N	Duration	Comparison and Dose (mg/day)	Results	Quality Rating
Alcohol/ substance abuse: Petrakis et al., 1998 ²⁸⁶	44	12 weeks	Fluoxetine 20-60 Placebo	No significant difference in depressed opioid addicts	Fair
Gual et al., 2003 ²⁹⁵	83	24 weeks	Sertraline 50-150 Placebo	No significant differences in alcoholics with depressive symptoms	Fair
Kranzler et al., 2006 ³⁰⁴ *	345	10 weeks	Sertraline 50-200 Placebo	In MDD with co-occurring alcohol dependence, no significant differences in efficacy; significantly more withdrawals due to adverse events with sertraline	Fair
Moak et al., 2003 ²⁹⁷	82	12 weeks	Sertraline 50-200 Placebo	In depressed alcoholics, greater depression improvement in females treated with sertraline	Fair
Hernandez-Avila et al., 2004 ²⁹⁶	41	10 weeks	Nefazodone 200-600 Placebo	No significant differences in efficacy in MDD with co-occurring alcohol dependence	Fair
Alzheimer's disease/ dementia: Lyketsos et al., 2003 ²⁹⁸	44	12 weeks	Sertraline 25-150 Placebo	Sertraline associated with greater response	Fair
Rosenberg et al., 2010 ³¹⁰ *	131	12 weeks	Sertraline 50-100 Placebo	No significant difference in efficacy; sertraline associated with more adverse events	Fair
Arthritis: Wohlreich et al., 2009 ³⁰⁵ *	172	8 weeks	Duloxetine 60 Placebo	No significant differences in efficacy outcomes	Fair
Cancer: Fisch et al., 2003 ³¹² *	163	12 weeks	Fluoxetine 20 Placebo	Significantly greater improvements in depressive symptoms with fluoxetine	Fair
Coronary artery disease: Lesperance et al., 2007 ³⁰⁸ *	284	12 weeks	Citalopram 20-40 Placebo	Significantly greater improvements in depressive symptoms with citalopram	Fair
Diabetes: Echeverry et al., 2009 ²⁹² *	89	24 weeks	Sertraline 50-100 Placebo	No significant differences	Fair
Lustman et al., 2006 ¹⁸¹ *	152	52 weeks	Sertraline 25-200 Placebo	Significantly greater maintenance of response with sertraline	Fair

Table 55. Studies of efficacy, effectiveness, and harms for subgroups by comorbidity (continued)

Study	N	Duration	Comparison and Dose (mg/day)	Results	Quality Rating
Generalized anxiety disorder: Silverstone et al., 2001 ³⁰⁶ *	92	12 weeks	Fluoxetine 20-60 Venlafaxine XR 75-225 Placebo	Greater improvement with venlafaxine XR	Fair
Heart Failure: O'Connor et al., 2010 ³¹¹ *	469	12 weeks	Sertraline 50-200 Placebo	No significant difference in efficacy; significantly more withdrawals due to adverse events with sertraline	Fair
HIV/AIDs: Rabkin et al., 1999 ²⁹⁴	120	12 weeks	Fluoxetine 20-60 Placebo	No difference in depressed HIV/AIDS patients	Fair
Rabkin et al., 2004 ²⁹³	123	12 weeks	Fluoxetine 20-60 Testosterone Placebo	No difference in depressed HIV/AIDS patients	Fair
Multiple sclerosis: Ehde et al., 2008 ³⁰⁷ *	42	12 weeks	Paroxetine 10-40 Placebo	No significant differences	Fair
Myocardial infarction: Bush et al., 2005 ³¹³	NR	Varied	Systematic review of SSRIs	SSRIs improved depression in post-MI patients	Fair
Strik et al., 2000 ³⁰⁰	54	25 weeks	Fluoxetine 20-60 Placebo	Significantly greater response with fluoxetine	Good
Glassman et al., 2002 ²⁹⁹	369	24 weeks	Sertraline 50-200 Placebo	Significantly greater response with sertraline	Fair
Honig et al., 2007 ³⁰⁹ *	91	8 weeks	Mirtazapine 30-45 Placebo	Significantly greater CGI improvement with mirtazapine; no significant difference between groups in HAM-D and BDI scores in post-MI patients	Fair
Stroke: Andersen et al., 1994 ³⁰¹	285	6 weeks	Citalopram 10-40 Placebo	Significantly greater improvement in depression scores with citalopram ($P < 0.05$)	Fair
Li et al., 2008 ³⁰³ *	150	8 weeks	Fluoxetine 20-40 Placebo FEWP (Herbal)	Significantly greater response with fluoxetine	Fair
Murray et al., 2005 ³⁰²	123	26 weeks	Sertraline 50-100 Placebo	No difference in response; greater improvements in quality of life with sertraline	Fair

CGI = Clinical Global Impressions; CR = controlled release; HRT = hormone replacement therapy; IR = immediate release; MI = myocardial infarction; NA = not applicable; SR = slow release; XR = extended release

*New study added during update.

Comorbidities: Detailed Analysis

Alcohol/Substance Abuse

Fluoxetine Versus Placebo

One randomized 12-week trial evaluated fluoxetine and placebo in the treatment of depression in methadone-maintained opioid addicts.²⁸⁶ Among the entire sample (n=44), BDI (mean decrease for fluoxetine vs. placebo -8.0 vs. -4.7, respectively) and HDRS scores (mean decrease for fluoxetine vs. placebo: -6.0 vs. -7.7, respectively) decreased in both groups, but the treatment groups did not differ significantly. Among those subjects with major depression (n=31), the rate of change of depressive symptoms did not differ significantly by treatment group

(fluoxetine vs. placebo) over time (BDI, -7.8 vs. -3.4; respectively; HDRS, -5.1 vs. -6.9, respectively).

Sertraline Versus Placebo

Three trials comparing sertraline and placebo in the treatment of patients with depression and co-occurring alcoholism had consistent findings.^{295, 297, 304} A 24-week study compared sertraline (50–150 mg/day) with placebo in recently detoxified alcohol-dependent patients with current depressive symptoms.²⁹⁵ Response (>50 percent decrease in MADRS score) was slightly higher in sertraline- than placebo-treated patients (44 percent vs. 39 percent). Both groups experienced significant improvements in HAM-D and MADRS scores during the study, but the two groups did not differ significantly. Relapse rates were higher in sertraline- than placebo-treated patients (31.8 percent vs. 23.1 percent), but the difference did not reach statistical significance ($P=0.37$). Adverse event rates were similar for the treatment groups.

A 12-week trial showed similar results.²⁹⁷ In this study, 82 currently depressed, actively drinking alcohol-dependent subjects were randomized to sertraline (50–200 mg/day) or placebo. The groups did not differ significantly in depression symptoms. However, in women, treatment with sertraline was associated with less depression at the end of treatment than placebo based on HAM-D scores ($P=0.04$) and BDI scores ($P=0.005$). There was no treatment group difference for men.

The third study was structured differently but produced similar results.³⁰⁴ This study randomized 345 patients with co-occurring MDD and alcohol dependence to sertraline (50–200 mg/day) or placebo for 10 weeks. After the run-in period, two groups of patients were randomized separately based on HAM-D scores: Group A scores were ≥ 17 ; Group B scores were ≤ 16 . Mean reduction in HAM-D scores did not differ significantly between all sertraline-treated (-10.8) and placebo-treated (-9.6) patients ($P=0.14$). HAM-D response rates did differ significantly: in Group A, sertraline led to a significantly higher response rate than placebo (64 percent vs. 47 percent, $P=0.022$) whereas in Group B, sertraline patients had a significantly lower response rate than placebo patients (58 percent vs. 77 percent, $P=0.018$). Overall, the incidence of adverse events was similar for the two groups; however, significantly more sertraline-treated patients discontinued because of adverse events than did placebo-treated patients ($P<0.05$).

Nefazodone Versus Placebo

One randomized trial compared nefazodone and placebo in the treatment of depressed patients with comorbid alcohol dependence over a period of 10 weeks.²⁹⁶ Nefazodone was similar to placebo, as measured by improvement in depression on the HAM-D from intake to study endpoint (mean change in HAM-D score for nefazodone vs. placebo: -12.25 vs. -12.55, $P=0.51$).

Alzheimer's Disease or Dementia

Sertraline Versus Placebo

Two 12-week trials comparing sertraline and placebo in depressed patients with comorbid Alzheimer's disease provided mixed results.^{298, 310} One trial randomized 44 patients to sertraline (25–150 mg/day) or placebo and showed statistically significant improvement in efficacy in sertraline-treated patients compared with placebo, as measured by both the Cornell Score for

Depression in Dementia (CSDD) ($P=0.002$) and the HDRS ($P=0.01$).²⁹⁸ More patients treated with sertraline than with placebo responded (38 percent vs. 20 percent). The groups did not differ in frequency of adverse events.

The other trial randomized 133 patients to sertraline (50–100 mg/day) or placebo and found no significant difference between groups in CSDD scores ($P=0.97$) or remission rates (OR, 2.06; 95% CI, 0.84 to 5.04).³¹⁰ Also in contrast to the other trial, sertraline treatment was associated with more adverse events, but the groups did not differ significantly in occurrence of serious adverse events ($P=0.23$).

Arthritis

Duloxetine Versus Placebo

One trial evaluated the efficacy of antidepressants in depressed patients with comorbid arthritis.³⁰⁵ This study is a subgroup analysis of a larger placebo-controlled trial in elderly patients randomized to duloxetine (60 mg/day) or placebo.²¹⁹ The subgroup analysis included 233 subjects with MDD and co-occurring arthritis, diabetes, and/or vascular disease. No statistically significant treatment-by-comorbidity interactions occurred for any comorbidity ($P=0.266$) in HAM-D, GDS, or SF-36 scores or in response or remission rates.

Cancer

Fluoxetine Versus Placebo

One study compared fluoxetine and placebo in cancer patients with accompanying depressive symptoms (subsyndromal or minor depression).³¹² Eligibility criteria stated that to qualify for this study, patients had to have at least some depressive symptoms. The aim of the study was to assess adherence to cancer treatment regimen and changes in quality of life by treating patients with fluoxetine before a determination of clinical depression. The study randomized 163 patients to fluoxetine (20 mg/day) or placebo for 12 weeks. Fluoxetine-treated patients showed significant improvements compared with patients on placebo.

Coronary Artery Disease

Citalopram Versus Placebo

One 12-week Canadian study assessed the efficacy and tolerability of citalopram (20–40 mg/day) and placebo in reducing depressive symptoms in patients with co-occurring coronary artery disease (CAD).³⁰⁸ Improvements in depressive symptoms were greater for citalopram than placebo. Mean HAM-D scores at endpoint showed significantly greater improvement in citalopram- than in placebo-treated patients (14.9 vs. 11.6, $P=0.005$); the between-group difference was 3.33 (95% CI, 0.80 to 5.85). Citalopram-treated patients also demonstrated significantly greater decrease in mean BDI-II scores at endpoint ($P<0.05$); between-group difference was 3.61 (95% CI, 0.58 to 6.64). The citalopram group had a lower overall withdrawal rate (13 percent vs. 30 percent, $P=NR$); however, withdrawals attributed to adverse events were similar between treatment groups.

Diabetes

Sertraline Versus Placebo

One study (described above in race/ethnicity) randomized 89 low-income Latino and black patients with diabetes to sertraline (50–100 mg/day) or placebo for 6 months.²⁹² HAM-D scores decreased significantly in both groups: sertraline- and placebo-treated patients did not differ at the end of the study. Similar results were seen for quality of life subscales and scores—no differences between treatment groups.

Only one study assessed prevention of recurrence of major depression in patients with diabetes.¹⁸¹ In the induction phase, 351 patients with moderately severe and recurrent major depression and co-occurring type 2 diabetes were treated with sertraline for 16 weeks. Those who recovered (per DSM-IV criteria) were randomized to double-blind treatment with sertraline or placebo for 52 weeks or until recurrence of depression. Maintenance of response was significantly greater with sertraline (hazard ratio 0.51, 95% CI, 0.31 to 0.85; $P=0.02$).

Generalized Anxiety Disorder

Fluoxetine Versus Venlafaxine

A subgroup analysis of a trial described in KQ 1⁸⁴ assessed the efficacy of fluoxetine (20–60 mg/day), venlafaxine XR (75–225 mg/day), or placebo in 92 MDD patients with comorbid generalized anxiety disorder.³⁰⁶ Treatment with venlafaxine XR resulted in greater HAM-D response than treatment with fluoxetine or placebo.

Heart Failure

Sertraline Versus Venlafaxine

The Sertraline Against Depression and Heart Disease in Chronic Heart Failure (SADHART-CHF) trial randomized 469 patients with MDD and comorbid heart failure (left ventricular ejection fraction ≤ 45 percent) to sertraline (50–200 mg/day) or placebo for 12 weeks.³¹¹ Both groups showed reduction in HDRS score, but the between-group reduction was not significant ($P=0.89$). Significantly more sertraline-treated patients withdrew because of adverse events believed to be study-drug-related than did placebo-treated patients (11.5 percent vs. 6 percent, $P=0.03$). The groups did not differ significantly in serious adverse events.

HIV/AIDS

Fluoxetine Versus Venlafaxine

Two placebo-controlled studies evaluated the efficacy of fluoxetine versus placebo in the treatment of patients with depression and comorbid HIV/AIDS.^{293, 294} The first study, a 12-week randomized trial, compared fluoxetine and placebo;²⁹⁴ the second, a 12-week, randomized trial, compared fluoxetine, testosterone, and placebo.²⁹³ In both studies, fluoxetine and placebo response rates (57 percent vs. 41 percent²⁹⁴ and 54 percent versus 44 percent²⁹³) did not differ significantly. However, these studies may not have been powered to detect a statistically significant difference.

Multiple Sclerosis

Paroxetine Versus Venlafaxine

We identified only one study assessing the efficacy and tolerability of antidepressants for depression with comorbid multiple sclerosis (MS).³⁰⁷ Forty-two MS patients diagnosed with MDD and/or dysthymia were randomized to paroxetine (10–40 mg/day) or placebo for 12 weeks. Although more paroxetine-treated patients achieved at least a 50 percent reduction in HAM-D scores (57 percent) compared with placebo-treated patients (40 percent), the difference was not statistically significant ($P=0.354$). Paroxetine- and placebo-treated patients showed improvement in secondary measures (CES-D, MFIS [Modified Fatigue Impact Scale], SF-36), but the treatment groups did not differ significantly on any of them. Paroxetine patients reported higher rates of nausea, headache, dry mouth, and sexual dysfunction.

Myocardial Infarction

One systematic review³¹³ and three placebo-controlled trials^{299, 300, 309} addressed depression and comorbid myocardial infarction. Two of the trials were included in the systematic review.

SSRIs

AHRQ sponsored a systematic review of postmyocardial infarction (post-MI) depression; the authors concluded that SSRIs improved depression in post-MI patients.³¹³ A good-quality 25-week trial randomized 54 patients to fluoxetine (20–60 mg/day) or placebo for the treatment of depression after a first MI.³⁰⁰ Another trial randomized patients to sertraline (50–200 mg/day) or placebo for 24 weeks for treating depression in patients with acute MI or unstable angina.²⁹⁹ In both trials, active treatment was associated with a significantly greater response rate than placebo (sertraline, 67 percent; placebo, 53 percent; $P=0.01$;²⁹⁹ fluoxetine, 48 percent; placebo, 26 percent; $P=0.05$ ³⁰⁰).

Mirtazapine Versus Venlafaxine

A study randomized 91 patients to mirtazapine (30–45 mg/day) or placebo for 8 weeks of acute treatment (and a 16-week continuation phase).³⁰⁹ After 8 weeks of treatment, mirtazapine was superior to placebo based on BDI and CGI scales but not HAM-D. The difference between treatment groups in mean decrease in HAM-D score was not significant at 8 weeks (standardized effect size [SES] 1.30 vs. 0.96). Based on change in HAM-D score at 8 weeks, more mirtazapine-treated patients were responders (57 percent vs. 40 percent), but the difference was not significant ($P=0.18$). Mirtazapine-treated patients showed a significantly greater decrease in BDI score at 8 weeks (-4.6 vs. -1.72, $P=0.02$). Decrease in CGI score was greater in mirtazapine-treated patients but the difference was not statistically significant ($P=0.06$). The differences between groups in decrease in HAM-D scores and BDI scores over 24 weeks was not statistically significant ($P=0.36$ and $P=0.07$). The difference in CGI scores over 24 weeks favored mirtazapine; the difference was significant ($P=0.05$). Mirtazapine patients experienced significantly more fatigue ($P=0.02$) and changes in appetite ($P=0.02$) over 24 weeks.

Stroke

Three placebo-controlled studies evaluated the efficacy of citalopram, fluoxetine, or sertraline in the treatment of patients with poststroke depression.³⁰¹⁻³⁰³

Citalopram Versus Venlafaxine

A 6-week randomized trial evaluated the efficacy of citalopram (10–40 mg/day) and placebo in poststroke depression.³⁰¹ Citalopram was associated with significantly greater improvements in depression than placebo on the HAM-D; mean improvements for citalopram compared with placebo were 8.0 vs. 7.2, respectively.

Fluoxetine Versus Venlafaxine

One 8-week trial compared fluoxetine (20–40 mg/day), an herbal supplement, and placebo in moderately to severely depressed patients after a stroke.³⁰³ Fluoxetine-treated patients showed a significantly greater HAM-D response rate than placebo-treated patients (65.5 percent vs. 21.4 percent, $P<0.01$). No serious side effects were reported in either group, and no patients withdrew because of adverse events.

Sertraline Versus Venlafaxine

A 26-week trial evaluated the efficacy of sertraline and placebo in the treatment of minor depression and less severe depression in stroke patients.³⁰² Sertraline and placebo did not differ significantly in either response rates (week 6: 56 percent vs. 46 percent, respectively; week 26: 76 percent vs. 78 percent, respectively) or remission rates (week 6: 59 percent vs. 51 percent, respectively; week 26: 81 percent vs. 87 percent, respectively). However, at week 26, sertraline was associated with greater improvements in quality of life than placebo (effect size not reported, $P<0.05$).

Discussion

Organization of This Chapter

We first draw general conclusions about the findings of this comparative effectiveness review and present the strength of the evidence supporting these conclusions. We then discuss findings of each Key Question in more detail and, if relevant, put results into context with other studies. Finally, we outline topics for future research based on areas for which we have identified gaps in the current evidence.

General Conclusions

We provide a comprehensive summary of the comparative efficacy, effectiveness, and harms of 13 second-generation antidepressants for the treatment of major depressive disorder (MDD), dysthymia, and subsyndromal depression. They include bupropion, citalopram, desvenlafaxine, duloxetine, escitalopram, fluoxetine, fluvoxamine, mirtazapine, nefazodone, paroxetine, sertraline, trazodone, and venlafaxine in three classes: selective serotonin reuptake inhibitors (SSRIs), serotonin and norepinephrine reuptake inhibitors (SNRIs and SSNRIs), and other second-generation antidepressants.

Therefore, our findings indicate that the existing evidence does not warrant the choice of one second-generation antidepressant over another based on either greater efficacy or greater effectiveness. Tables 56 through Table 65 briefly summarize our findings from evidence for five Key Questions and their subquestions and notes the strength of evidence in each case (high, moderate, low, or insufficient). For outcomes for which we had no studies whatsoever, we specify “no evidence” for strength of evidence.

Principal Findings for Treatment of MDD

Overall, the new evidence (78 new studies, 87 articles) we found during the update of our 2007 report¹² did not lead to changes in our main conclusion from that review—namely, that no substantial differences in efficacy exist among second-generation antidepressants for the treatment of MDD. Some results are now supported by better evidence than in 2007, which is reflected in a higher grade for the strength of the evidence for some outcomes. In addition, the more advanced statistical analysis that we were able to do for indirect comparisons of second-generation antidepressants when no or only insufficient head-to-head evidence was available also confirmed that conclusion.

Therefore, our findings indicate that the existing evidence does not warrant the choice of one second-generation antidepressant over another based on either greater efficacy or greater effectiveness. Some of the comparisons rendered statistically significant results, the magnitudes of the differences, however, are small and likely not clinically significant. Furthermore, because we had 78 pairwise comparisons, some are expected to be statistically significant by chance alone.

Table 56. Summary of findings with strength of evidence, Key Question 1a: Comparative efficacy and effectiveness of second-generation antidepressants

Disorder, and Outcome of Interest	Strength of Evidence ^a	Findings ^b
Major depressive disorder Comparative efficacy	Moderate	Results from direct and indirect comparisons based on 61 head-to-head trials and 31 placebo-controlled trials indicate that no substantial differences in efficacy exist among second-generation antidepressants.
Comparative effectiveness	Moderate	Direct evidence from three effectiveness trials (one good) and indirect evidence from efficacy trials indicate that no substantial differences in effectiveness exist among second-generation antidepressants.
Quality of life	Moderate	Consistent results from 18 trials indicate that the efficacy of second-generation antidepressants with respect to quality of life does not differ among drugs.
Onset of action	Moderate	Consistent results from seven trials suggest that mirtazapine has a significantly faster onset of action than citalopram, fluoxetine, paroxetine, and sertraline. Whether this difference can be extrapolated to other second-generation antidepressants is unclear. Most other trials do not indicate a faster onset of action of one second-generation antidepressant compared with another.
Dysthymia Comparative efficacy	Insufficient	No head-to-head evidence exists. Results from five placebo-controlled trials were insufficient to draw conclusions about comparative efficacy.
Comparative effectiveness	Insufficient	No head-to-head evidence exists. One effectiveness trial provides mixed evidence about paroxetine versus placebo; patients older than 60 showed greater improvement on paroxetine; those younger than 50 did not show any difference.
Quality of life	Insufficient	No evidence
Onset of action	Insufficient	No evidence
Subsyndromal depression Comparative efficacy	Low	One nonrandomized, open-label trial did not detect any difference between citalopram and sertraline. Results from two placebo-controlled trials were insufficient to draw conclusions.
Comparative effectiveness	Insufficient	No evidence
Quality of life	Insufficient	No evidence
Onset of action	Insufficient	No evidence

^aStrength of evidence grades (high, moderate, low, or insufficient) are based on methods guidance for the EPC program; outcomes for which we have no studies are designated no evidence.

^bGood, fair, or poor designations relate to quality grades given to each study; see Methods chapter. We provide the designations only for good (or poor) studies; the remaining studies are all of fair quality.

Table 57. Summary of findings with strength of evidence, Key Question 1b: Greater efficacy and effectiveness with previously effective medications

Disorder, and Outcome of Interest	Strength of Evidence ^a	Findings ^b
Major depressive disorder	Insufficient	No evidence
Dysthymia	Insufficient	No evidence
Subsyndromal depression	Insufficient	No evidence

^aStrength of evidence grades (high, moderate, low, or insufficient) are based on methods guidance for the EPC program; outcomes for which we have no studies are designated no evidence.

^bGood, fair, or poor designations relate to quality grades given to each study; see Methods chapter. We provide the designations only for good (or poor) studies; the remaining studies are all of fair quality.

Table 58. Summary of findings with strength of evidence, Key Question 1c: Differences in efficacy and effectiveness between immediate- and extended-release formulations

Disorder, and Outcome of Interest	Strength of Evidence ^a	Findings ^b
Major depressive disorder	Moderate	Results from two trials indicate that no differences in response to treatment exist between paroxetine IR and paroxetine CR. Two trials did not detect significant differences in maintenance of response and remission between fluoxetine daily and fluoxetine weekly.
	Low	One trial reported higher response rates for venlafaxine XR than venlafaxine IR.
Dysthymia	Insufficient	No evidence
Subsyndromal depression	Insufficient	No evidence

CR = controlled release; IR = immediate release; XR = extended release

^aStrength of evidence grades (high, moderate, low, or insufficient) are based on methods guidance for the EPC program; outcomes for which we have no studies are designated no evidence.

^bGood, fair, or poor designations relate to quality grades given to each study; see Methods chapter. We provide the designations only for good (or poor) studies; the remaining studies are all of fair quality.

Table 59. Summary of findings with strength of evidence, Key Question 2a: Efficacy and effectiveness of second-generation antidepressants for maintaining response or remission (i.e., preventing relapse or recurrence)

Outcome of Interest	Strength of Evidence ^a	Findings ^b
Continuing initial medications Comparative efficacy	Moderate	Based on results from six efficacy trials and one naturalistic study, no significant differences exist between escitalopram and desvenlafaxine, escitalopram and paroxetine, fluoxetine and sertraline, fluoxetine and venlafaxine, fluvoxamine and sertraline, and trazodone and venlafaxine for preventing relapse or recurrence.
Comparative effectiveness	Insufficient	No evidence
Switching medications Comparative efficacy	Insufficient	No evidence
Comparative effectiveness	Insufficient	No evidence

^aStrength of evidence grades (high, moderate, low, or insufficient) are based on methods guidance for the EPC program; outcomes for which we have no studies are designated no evidence.

^bGood, fair, or poor designations relate to quality grades given to each study; see Methods chapter. We provide the designations only for good (or poor) studies; the remaining studies are all of fair quality.

Table 60. Summary of findings with strength of evidence, Key Question 2b: Efficacy and effectiveness of second-generation antidepressants in managing treatment-resistant depression syndrome or treating recurrent depression

Outcome of Interest	Strength of Evidence ^a	Findings ^b
Comparative efficacy	Low	Results from four trials suggest no differences, or only modest differences, between SSRIs and venlafaxine. Numerical trends favored venlafaxine over comparator drugs in three of these trials, but differences were statistically significant in only one trial, which compared venlafaxine with paroxetine.
Comparative effectiveness	Low	Results from two effectiveness studies are conflicting. Based on one trial rated good, no significant differences in effectiveness exist among bupropion SR, sertraline, and venlafaxine XR. One effectiveness trial found venlafaxine to be modestly superior to citalopram, fluoxetine, mirtazapine, paroxetine, and sertraline.

SR = slow release; SSRI = selective serotonin reuptake inhibitor; XR = extended release

^aStrength of evidence grades (high, moderate, low, or insufficient) are based on methods guidance for the EPC program; outcomes for which we have no studies are designated no evidence.

^bGood, fair, or poor designations relate to quality grades given to each study; see Methods chapter. We provide the designations only for good (or poor) studies; the remaining studies are all of fair quality.

Table 61. Summary of findings with strength of evidence, Key Question 3: Comparative efficacy and effectiveness of second-generation antidepressants for treatment of depression in patients with accompanying symptom clusters

Accompanying Symptoms, and Outcome of Interest	Strength of Evidence ^a	Findings ^b
Anxiety Comparative efficacy for depression	Moderate	Results from five head-to-head trials suggest that efficacy does not differ substantially for treatment of depression in patients with accompanying anxiety.
Comparative effectiveness for depression	Insufficient	No evidence
Comparative efficacy for anxiety	Moderate	Results from eight head-to-head trials and three placebo-controlled trials suggest that no substantial differences in efficacy exist among second-generation antidepressants for treatment of accompanying anxiety symptoms
Comparative effectiveness for anxiety	Insufficient	No evidence
Insomnia Comparative efficacy for depression	Insufficient	Results from one head-to-head study are insufficient to draw conclusions about the comparative efficacy for treating depression in patients with coexisting insomnia.
Comparative effectiveness for depression	Insufficient	No evidence
Comparative efficacy for insomnia	Low	Results from five head-to-head trials suggest that no substantial differences in efficacy exist among second-generation antidepressants for treatment of accompanying insomnia. Results are limited by study design; differences in outcomes are of unknown clinical significance.
Comparative effectiveness for insomnia	Insufficient	No evidence
Low energy Comparative efficacy for depression	Insufficient	Results from one placebo-controlled trial of bupropion XL are insufficient to draw conclusions about treating depression in patients with coexisting low energy. Results from head-to-head trials are not available.
Comparative effectiveness for depression	Insufficient	No evidence
Comparative efficacy for low energy	Insufficient	Results from one placebo-controlled trial of bupropion XL are insufficient to draw conclusions about treating low energy in depressed patients. Results from head-to-head trials are not available.
Comparative effectiveness for low energy	Insufficient	No evidence
Melancholia Comparative efficacy for depression	Insufficient	Results from two head-to-head trials are insufficient to draw conclusions about treating depression in patients with coexisting melancholia. Results are inconsistent across studies.
Comparative effectiveness for depression	Insufficient	No evidence
Comparative efficacy for melancholia	Insufficient	No evidence
Comparative effectiveness for melancholia	Insufficient	No evidence
Pain Comparative efficacy for depression	Insufficient	Results from two placebo-controlled trials are conflicting regarding the superiority of duloxetine over placebo. Results from head-to-head trials are not available.

Table 61. Summary of findings with strength of evidence, Key Question 3: Comparative efficacy and effectiveness of second-generation antidepressants for treatment of depression in patients with accompanying symptom clusters (continued)

Accompanying Symptoms, and Outcome of Interest	Strength of Evidence ^a	Findings ^b
Comparative effectiveness for depression	Insufficient	No evidence
Comparative efficacy for pain	Moderate	Evidence from one systematic review, two head-to-head trials (one poor) and five placebo-controlled trials indicate no difference in efficacy between paroxetine and duloxetine.
Comparative effectiveness for pain	Insufficient	No evidence
Psychomotor change Comparative efficacy for depression	Insufficient	Results from one head-to-head trial are insufficient to draw conclusions about the comparative efficacy for treating depression in patients with coexisting psychomotor change.
Comparative effectiveness for depression	Insufficient	No evidence
Comparative efficacy for psychomotor change	Insufficient	No evidence
Comparative effectiveness for psychomotor change	Insufficient	No evidence
Somatization Comparative efficacy for depression	Insufficient	No evidence
Comparative effectiveness for depression	Insufficient	No evidence
Comparative efficacy for somatization	Insufficient	Results from one head-to-head trial are insufficient to draw conclusions about the comparative efficacy for treating somatization in depressed patients. Results indicate similar improvement in somatization.
Comparative effectiveness for somatization	Insufficient	Evidence from one open-label head-to-head trial is insufficient to draw conclusions about the comparative efficacy for treating coexisting somatization in depressed patients. Results indicate no difference in effectiveness.

CR = controlled release; IR = immediate release; RCT = randomized controlled trials; SR = slow release; XR = extended release

^aStrength of evidence grades (high, moderate, low, or insufficient) are based on methods guidance for the EPC program; outcomes for which we have no studies are designated no evidence.

^bGood, fair, or poor designations relate to quality grades given to each study; see Methods chapter. We provide the designations only for good (or poor) studies; the remaining studies are all of fair quality.

Table 62. Summary of findings with strength of evidence, Key Question 4a: Comparative risk of harms (safety, adverse events), adherence, and persistence

Outcome of Interest	Strength of Evidence ^a	Findings ^b
General tolerability Adverse events profiles	High	Adverse events profiles, based on 92 efficacy trials and 48 studies of experimental or observational design, are similar among second-generation antidepressants. The incidence of specific adverse events differs across antidepressants
Comparative risk of nausea and vomiting	High	Meta-analysis of 15 studies indicates that venlafaxine has a higher rate of nausea and vomiting than SSRIs as a class.
Comparative risk of weight change	High	Results from seven trials indicate that mirtazapine leads to higher weight gains than citalopram, fluoxetine, paroxetine, and sertraline.
Comparative risk of gastrointestinal adverse events	Moderate	Results from 15 studies indicate that sertraline has a higher incidence of diarrhea than bupropion, citalopram, fluoxetine, fluvoxamine, mirtazapine, nefazodone, paroxetine, and venlafaxine. Results from one systematic review confirm some of these findings.
Comparative risk of somnolence	Moderate	Results from six trials indicate that trazodone has a higher rate of somnolence than bupropion, fluoxetine, mirtazapine, paroxetine, and venlafaxine.
Comparative risk of discontinuation syndrome	Moderate	A good systematic review indicates that paroxetine and venlafaxine have the highest rates of discontinuation syndrome; fluoxetine has the lowest.
Comparative risk of discontinuation of treatment	High	Meta-analyses of numerous efficacy trials indicate that overall discontinuation rates are similar. Duloxetine and venlafaxine have a higher rate of discontinuations because of adverse events than SSRIs as a class. Venlafaxine has a lower rate of discontinuations because of lack of efficacy than SSRIs as a class.
Severe adverse events Comparative risk of suicidality (suicidal thoughts and behavior)	Insufficient	Results from 11 observational studies (two good quality), five meta-analyses or systematic reviews (four good), and one systematic review yield conflicting information about the comparative risk of suicidality.
Comparative risk of sexual dysfunction	High	Results from six trials indicate that bupropion causes significantly less sexual dysfunction than escitalopram, fluoxetine, paroxetine, and sertraline.
	Low	Among SSRIs, paroxetine has the highest rates of sexual dysfunction.
Comparative risk of seizures	Insufficient	Results from three studies (one good observational design) yield conflicting information about the comparative risk of seizures.
Cardiovascular events	Insufficient	Results from one good observational study and one pooled analysis yield noncomparative or conflicting information about the comparative risk of cardiovascular events.
Comparative risk of hyponatremia	Insufficient	No trials or observational studies assessing hyponatremia met criteria for inclusion in this review. One cohort study not meeting inclusion criteria suggested that hyponatremia was more common in elderly patients treated with various antidepressants than in placebo-treated patients.
Comparative risk of hepatotoxicity	Insufficient	Evidence from existing studies is insufficient to draw conclusions about the comparative risk of hepatotoxicity. Weak evidence indicates that nefazodone might have an increased risk of hepatotoxicity.
Comparative risk of serotonin syndrome	Insufficient	No trials or observational studies assessing serotonin syndrome were included in this review. Numerous case reports of this syndrome exist but were not included in this review.

Table 62. Summary of findings with strength of evidence, Key Question 4a: Comparative risk of harms (safety, adverse events), adherence, and persistence (continued)

Outcome of Interest	Strength of Evidence ^a	Findings ^b
Adherence Comparative adherence in efficacy studies	Moderate	Efficacy studies indicate no differences in adherence.
Comparative adherence in effectiveness studies	Insufficient	Evidence from existing studies is insufficient to draw conclusions about adherence in real-world settings.
Comparative persistence	Insufficient	No evidence

SSRI = selective serotonin reuptake inhibitor

^aStrength of evidence grades (high, moderate, low, or insufficient) are based on methods guidance for the EPC program; outcomes for which we have no studies are designated no evidence.

^bGood, fair, or poor designations relate to quality grades given to each study; see Methods chapter. We provide the designations only for good (or poor) studies; the remaining studies are all of fair quality.

Table 63. Summary of findings with strength of evidence, Key Question 4b: Differences in harms, adherence, and persistence between immediate- and extended-release formulations

Disorder, and Outcome of Interest	Strength of Evidence ^a	Findings ^b
Major depressive disorder Comparative risk of harms	Moderate	Findings from one trial each indicate that no differences in harms exist between fluoxetine daily and fluoxetine weekly or between venlafaxine IR and venlafaxine XR.
	Low	One trial provides evidence that paroxetine IR leads to higher rates of nausea than paroxetine CR.
Comparative adherence	Low	One trial provides evidence that fluoxetine weekly has better adherence rates than fluoxetine daily.
Comparative persistence	Low	Evidence from one observational study indicates that prescription refills are more common with the extended-release than the immediate-release formulation of bupropion.
Dysthymia	Insufficient	No evidence
Subsyndromal depression	Insufficient	No evidence

IR = immediate release; XR = extended release

^aStrength of evidence grades (high, moderate, low, or insufficient) are based on methods guidance for the EPC program; outcomes for which we have no studies are designated no evidence.

^bGood, fair, or poor designations relate to quality grades given to each study; see Methods chapter. We provide the designations only for good (or poor) studies; the remaining studies are all of fair quality.

Table 64. Summary of findings with strength of evidence, Key Question 5: Subgroups

Subgroup, and Outcome of Interest	Strength of Evidence ^a	Findings ^b
Age Comparative efficacy	Moderate	Evidence from 11 trials indicates that efficacy does not differ substantially among second-generation antidepressants for treating MDD in patients age 60 years or older.
	Insufficient	No head-to-head evidence found for dysthymia or subsyndromal depression. Results from one good placebo-controlled trial showed no difference between fluoxetine and placebo.
Comparative effectiveness	Insufficient	No evidence in older patients with MDD.
	Insufficient	One effectiveness study showed greater improvement with paroxetine versus placebo in dysthymia patients older than 60 years; insufficient evidence to draw conclusions on comparative effectiveness.
Comparative harms	Low	Results from six studies indicate that adverse events may differ somewhat across second-generation antidepressants in older adults.
	Insufficient	No head-to-head studies were found for dysthymia or subsyndromal depression.
Sex Comparative efficacy	Insufficient	No evidence
Comparative effectiveness	Insufficient	No evidence
Comparative harms	Low	Two trials suggest differences between men and women in sexual side effects.
Comorbidities Comparative efficacy	Low	Results from a subgroup analysis of one trial indicate significantly greater response with venlafaxine XR than fluoxetine in patients with MDD and comorbid generalized anxiety disorder.
	Insufficient	Placebo-controlled trials assessed efficacy in patients with the following comorbidities: alcohol/substance abuse, Alzheimer's disease/dementia, arthritis, diabetes, HIV/AIDS, multiple sclerosis, stroke, and vascular disease. No head-to-head evidence exists on comparative efficacy.
Comparative effectiveness	Insufficient	No evidence
Comparative harms	Insufficient	No evidence

MDD = major depressive disorder; RCT = randomized controlled trials; vs. = versus; XR = extended release

^aStrength of evidence grades (high, moderate, low, or insufficient) are based on methods guidance for the EPC program; outcomes for which we have no studies are designated no evidence.

^bGood, fair, or poor designations relate to quality grades given to each study; see Methods chapter. We provide the designations only for good (or poor) studies; the remaining studies are all of fair quality.

Although second-generation antidepressants are similar in efficacy, they cannot be considered identical drugs. Evidence of high and moderate strength supports some differences among individual drugs with respect to onset of action, adverse events, and some measures of health-related quality of life; these differences are of modest magnitude but statistically significant. Specifically, consistent evidence from multiple trials demonstrates that mirtazapine has a faster onset of action than citalopram, fluoxetine, paroxetine, and sertraline^{76, 77, 90, 92, 96} and that bupropion has fewer sexual side effects than escitalopram, fluoxetine, paroxetine, and sertraline.^{100, 101, 110-112, 237} It remains unclear whether the faster response of mirtazapine on depression rating scales might simply be caused by a better sleep profile of mirtazapine.

Some of these differences are small and might be offset by adverse events. For example, a faster onset of mirtazapine must be weighed against possible decreased adherence because of long-term weight gain. Nonetheless, some of these differences may be clinically significant and influence the choice of a medication for specific patients. For example, patients who have a history of nausea or who dread sexual dysfunction might be more adherent to a choice of treatment that takes these factors into consideration. Past treatment experiences may also frame

decisions regarding medications to either select or avoid, but no evidence exists to verify these inferences.

Principal Findings for Less Severe Depression, Symptom Clusters, and Subpopulations

For many other Key Questions, particularly those about dysthymia and minor depression, the underlying evidence remains insufficient to draw inferences about the comparative efficacy, effectiveness, and harms of second-generation antidepressants.

Evidence was completely unavailable (or at best insufficient) for several other topics. These included questions about switching medications and about medications to which a patient had previously responded for treating a new depressive episode.

Clinically, numerous physical and psychological symptoms accompany depressive disorders. Clinicians sometimes recommend using individual second-generation antidepressants for these problems, assuming differences in efficacy to treat these accompanying symptom clusters. The current evidence does not support the selection of one second-generation antidepressant over another for specific accompanying symptoms. The best comparative evidence suggests no difference in efficacy for anxiety and pain. For other symptom clusters such as melancholia, psychomotor change, pain, and somatization, the evidence is limited to few comparisons. For other common symptoms, such as appetite change, evidence is completely absent.

For important population subgroups, the evidence is sparse at best. No differences in comparative efficacy are apparent in elderly subgroups with MDD. The paucity of head-to-head trials addressing differences in other demographic subgroups or groups with co-occurring illnesses means that evidence is insufficient to draw conclusions about the comparative efficacy and effectiveness of second-generation antidepressants in such patients.

Specific Results for Efficacy and Effectiveness in Major Depressive Disorder

For MDD, direct evidence from head-to-head trials and indirect comparisons using head-to-head and placebo-controlled trials indicate that, overall, the efficacy and effectiveness of second-generation antidepressants do not differ substantially for the treatment of adults. We graded the strength of this evidence as moderate.

In some of our meta-analyses, results of pooled response rates indicate statistically significant differences in efficacy between some drugs. Specifically, for response, escitalopram is more efficacious than citalopram, sertraline more than fluoxetine, and venlafaxine more than fluoxetine. The magnitudes of these statistically significant differences, however, are small and likely not clinically relevant. In addition, accompanying meta-analyses of effect sizes and mixed treatment comparisons suggest that the actual differences in the mean treatment effects are most likely also not clinically significant.

For example, an odds ratio (OR) meta-analysis of response rates indicates that significantly more patients receiving escitalopram than receiving citalopram achieved treatment response (OR, 1.47; 95% CI, 1.07 to 2.01). An effect-size meta-analysis yielded a mean difference of 1.5 points on the Montgomery-Asberg Depression Rating Scale (MADRS), which represents about one-fifth to one-quarter of a standard deviation. Therefore, this difference most likely does not represent a minimal clinically significant difference. A recent methods study concluded that a change of about one-half of a standard deviation reflects a minimal important difference for a

patient.³²¹ Furthermore, mixed treatment comparisons taking relative treatment effects of citalopram and escitalopram compared with other second-generation antidepressants into consideration, do not indicate a statistically significant difference in treatment effects between the two drugs (OR, 0.5; 95% credible interval [CrI], 0.13 to 4.14). These findings might indicate underlying publication bias within the body of evidence of head-to-head trials comparing citalopram with escitalopram. Both drugs are produced by the same manufacturer. Citalopram is already available as a generic drug, while escitalopram is still patent protected.

Similarly, sertraline and venlafaxine had statistically significantly greater response rates than fluoxetine. Effect size meta-analyses, however, yielded no clinically significant mean differences on Hamilton Depression Rating Scale (HAM-D) scales.

Findings from mixed treatment comparisons also yielded some statistically significant differences in response rates for some comparisons. Again, the magnitudes of each of these differences were small and indicate no clinically relevant differences in efficacy among second-generation antidepressants.

Although response and remission rates are similar among second-generation antidepressants, 53 percent of patients in these trials did not achieve remission and 37 percent did not respond. Many of these patients will require a second-line treatment. Results from the Sequenced Treatment Alternatives to Relieve Depression (STAR*D) trial—and effectiveness study that randomized patients to bupropion SR (sustained release), sertraline, or venlafaxine XR (extended release) after they had failed treatment with citalopram¹⁹⁴—indicate that, even with second-line treatments, a substantial proportion of patients do not achieve remission.

Effectiveness trials have greater applicability of findings than efficacy studies; for acute-phase MDD we found only three such trials. Two of these effectiveness trials were conducted in French primary care settings and one was performed in the United States. Findings were generally consistent with efficacy trials—they did not detect any substantial differences in effectiveness. However, differences between French and U.S. health systems may limit the applicability of results from French effectiveness trials to U.S. patients.

No evidence exists on adherence in effectiveness studies. Although adherence was similar in efficacy trials, the applicability of such findings may be limited. Most likely, dosing regimens, adverse events, and costs substantially influence adherence of patients in everyday practice. Given similar efficacy and effectiveness, such factors need to be considered when choosing a medication.

Our findings are consistent with results of most other systematic reviews assessing the comparative efficacy and safety of second-generation antidepressants.³²²⁻³²⁸ Our conclusions, however, contradict findings of a comparative effectiveness review conducted by the MANGA (Meta-analysis of New Generation Antidepressants) study group.³²⁹ This 2009 review assessed all second-generation antidepressants included in our report except trazodone. Researchers employed Bayesian-based mixed treatment comparisons to determine the relative efficacy and acceptability of all possible comparisons. Results of the MANGA group indicate that escitalopram and sertraline have the best efficacy–acceptability ratio compared with that for other second-generation antidepressants.

The MANGA group's study has been criticized for methodological shortcomings.³³⁰⁻³³⁴ Specifically, several letters to the editor criticized the following points: that the authors included studies with high risk of bias; they assumed that a response on the HAM-D scale equals a response on MADRS or CGI (Clinical Global Inventory); and they overstated the importance of statistically significant findings without considering the clinical relevance. In particular, the

assumption that responses on HAM-D, MADRS, and CGI are identical is not grounded in evidence;³³⁵ thus, making such an assumption might introduce substantial bias in a mixed treatment comparisons model.

For our current update, we employed the same statistical methods as the MANGA authors. We retained, however, our more rigid systematic review methods; these specifically included omitting studies with high risk of bias or open-label designs and limiting pooled outcome measures to relative risks of a response on a single diagnostic scale (HAM-D or MADRS). Furthermore, whenever possible, we used meta-analyses of head-to-head trials as a method of determining the relative efficacy. We employed indirect comparisons as an additional analytic tool only when no sufficient head-to-head evidence was available.

Specific Results for Maintaining Response or Remission

The majority of studies included in our update involved treating patients with major depression in its acute phase; for this phase, the goal is reducing signs and symptoms of depression to achieve remission. Patients who achieve remission with acute-phase treatment should be followed to maintain that response and remission. That is, they should be managed in a continuation phase to prevent relapse and, if necessary, in a longer-term maintenance phase to prevent recurrence. (See Figure 1 in Introduction for clarification of these treatment cycles.)

Although evidence was sparse on the comparative efficacy and effectiveness for maintaining response or remission, treating recurrent depression, or treating depression that does not respond to first-line treatment, our findings are consistent with results from acute-phase trials. Overall, no substantial differences among second-generation antidepressants were apparent, but comparisons are limited to a few drugs.

Moderate strength evidence from six efficacy trials^{44, 61, 123, 146-149} suggests that no substantial differences in efficacy exist between escitalopram and desvenlafaxine, escitalopram and paroxetine, fluoxetine and sertraline, fluoxetine and venlafaxine, fluvoxamine and sertraline, and trazodone and venlafaxine for these longer-term treatment goals. One naturalistic study also provides fair-quality evidence that rehospitalization rates do not differ between patients continuing fluoxetine versus venlafaxine.¹⁵⁰ Although results are consistent across these studies, evidence for other drug comparisons is not available; hence, these results are not generalizable to other second-generation antidepressants.

Additionally, trials differed in their design and conduct, further limiting the applicability (generalizability) of this evidence. For example, criteria used to define relapse and recurrence differed considerably across trials. As cases in point with respect to relapse: In the six head-to-head studies, one study defined relapse as an increase in the lowest HAM-D or MADRS score of at least 50 percent for 2 weeks, a HAM-D greater than 18 for 2 weeks, and a Clinical Global Impressions – Severity (CGI-S) score greater than 4;⁶¹ a second study defined relapse as a HAM-D score greater than 15 with functional impairment;^{146, 147} a third study defined relapse as a HAM-D score of 12 or greater for 2 consecutive visits;¹⁴⁹ two trials did not define relapse but rather examined continued response (≥ 50 percent improvement in MADRS or HAM-D₁₇ from baseline) or remission ($\text{MADRS} \leq 12$ or $\text{HAM-D}_{17} \leq 7$);^{44, 148} and a fifth simply assessed discontinuation rates.¹²³ Eligibility for continuation- or maintenance-phase treatment also varied considerably.

No evidence addressed how second-generation antidepressants compare when a patient responds to one agent and then is required to switch to a different agent (e.g., because of changes

in insurance benefit). Because these circumstances may be relevant for many patients, future studies should consider this question.

We advise that, in future studies, investigators try to build on past and current work by employing definitions of relapse that are similar to those commonly found in the published literature to date. In our view, convergence on standard, accepted definitions of recurrence would be useful as well.

A related question may be how long to continue treatment intended to prevent relapse and recurrence. Although we did not set out to answer this question, we believe that some evidence suggests that the risk of relapse decreases over time. For example, one placebo-controlled study compared 14 weeks, 38 weeks, and 50 weeks of continuation treatment with fluoxetine or placebo.¹⁵⁵ Relapse rates were significantly lower for patients on fluoxetine than for those on placebo at 14 and 38 weeks, but not at 50 weeks. This finding implies some degree of diminishing returns for longer treatment, although more work is needed to address this question.

Specific Results for Managing Treatment-Resistant or Recurrent Depression

Overall, approximately 40 percent of patients do not achieve clinical response with initial treatment. Moreover, approximately 10 percent to 15 percent of patients discontinue treatment because of adverse events. Five studies addressed the comparative efficacy or effectiveness among second-generation antidepressants in patients with treatment-resistant depression. These studies came to inconsistent conclusions, although some of these inconsistencies may be partially explained by variations in the quality and applicability (i.e., internal and external validity) of these investigations. We rated the strength of evidence as low.

The best evidence comes from the Sequenced Treatment Alternatives to Relieve Depression (STAR*D) trial.^{194, 198} Among patients who did not have a remission or could not tolerate citalopram, the investigators reported that bupropion SR, sertraline, and venlafaxine XR had similar effectiveness and tolerability as second-line treatment. Although the ARGOS study, another effectiveness study, found venlafaxine to be superior to citalopram, fluoxetine, mirtazapine, paroxetine, and sertraline as a second-step treatment,¹⁹¹ differences were relatively small. Further, we could not determine whether raters were blinded to treatment allocation, potentially limiting the ARGOS conclusions. In four other efficacy studies, venlafaxine was numerically favored over SSRIs in three studies, although only the comparison with paroxetine was statistically significant. Additional research is needed to determine whether trends favoring venlafaxine are meaningful, and whether differences might exist among drugs not included in these studies.

No study specifically compared one antidepressant with another in patients experiencing a depressive relapse (i.e., loss of response during continuation-phase treatment) or recurrence (i.e., loss of response during maintenance-phase treatment). Although STAR*D included patients with a history of recurrent depressive episodes at study entry, the analyses involved patients whose acute-phase treatment of the current episode had been unsuccessful; the analyses did not involve patients who initially responded and then lost response.

Specific Results for Treating Patients With Depression and Accompanying Symptoms

The range of physical and psychological symptoms that accompany depressive disorders is wide. Research involving depressed populations that may be more generalizable suggests that common presenting symptom clusters in both primary care and psychiatric clinics are anxiety, insomnia, and pain and other somatic symptoms.¹⁹⁹

We found limited information for many accompanying symptom clusters; however, various symptoms may not have the same importance for clinical care. Our analyses concerned the efficacy and effectiveness of second-generation antidepressants for treating the depressive episode in patients with such symptoms and treating the accompanying symptoms in patients with depression.

In general, antidepressants were equally effective in treating the depressive episodes and the accompanying symptoms. The strength of evidence, however, was moderate only for few comparisons of second-generation antidepressants in patients with accompanying anxiety or pain. For all other symptom clusters, the strength of evidence was either low or insufficient or we found no evidence at all.

Seven head-to-head trials indicated that compared antidepressants have similar antidepressive efficacy in patients with accompanying anxiety symptoms.^{80, 84, 99, 113, 201-203} Likewise, results from eleven head-to-head trials suggested that antidepressant medications do not differ in efficacy for treating anxiety associated with MDD.^{43, 49, 52, 67, 84, 99, 107, 113, 201, 203} These studies involved comparisons of some SSRIs (fluoxetine, paroxetine, and sertraline), bupropion, and venlafaxine.

Patients with depression commonly experience physical symptoms; the majority are pain symptoms. In addition, depression is prevalent among patients with chronic pain disorders.³³⁶ A well conducted meta-analysis of three fair head-to-head trials^{87, 88, 218} and one poor trial²¹⁶ found no substantial difference between duloxetine and paroxetine in the relief of accompanying pain.

For all other symptom clusters or drug-to-drug comparisons, either the strength of evidence was low, insufficient, or no evidence was found. We identified no evidence at all addressing treatment of melancholic symptoms, psychomotor change, or low energy and anhedonia.

Specific Results for Harms (Adverse Events) and Adherence

Common Adverse Events

On average, 63 percent of patients experienced at least one adverse event during the course of the studies we reviewed. Nausea, headache, diarrhea, fatigue, dizziness, sweating, tremor, dry mouth, and weight gain were commonly reported adverse events.

Although the spectrum of adverse events is similar among second-generation antidepressants, the frequencies of specific adverse events differ among individual drugs. For example, venlafaxine had a higher rate of nausea and vomiting than the SSRIs as a class. Also, compared with other second-generation antidepressants, paroxetine frequently led to higher sexual side effects, mirtazapine and paroxetine to higher weight gains, and sertraline to a higher rate of diarrhea. Such differences did not lead to substantial differences in discontinuation rates.

For some patients, these differences might well be clinically important. For example, the choice of an agent with a low rate of sexual side effects might increase adherence in patients who consider sexual dysfunction an intolerable adverse event.

Severe Adverse Events

The evidence on the comparative risk for rare but severe adverse events such as suicidality, hyponatremia, seizures, or serotonin syndrome was insufficient to draw firm conclusions. The risk of such harms should be kept in mind during any course of treatment with a second-generation antidepressant.

Adherence and Persistence

Efficacy studies did not indicate any differences in adherence across agents. Observational studies indicated that extended-release formulations might have a better persistence rate than immediate-release medications. This finding, however, could not be confirmed in the only double-blinded RCT that compared paroxetine IR (immediate release) with paroxetine CR (controlled release). An open-label RCT found better adherence in patients treated with fluoxetine weekly than fluoxetine daily during the maintenance phase of depression treatment. The evidence is insufficient to draw any conclusions about differences in adherence in effectiveness studies.

Specific Results for Population Subgroups

In efficacy studies, treatment effects were similar between different age groups. Despite the importance of the harms of second-generation antidepressants, especially in the elderly, little evidence is available on this topic. Evidence suggests that adverse events may differ across second-generation antidepressants in the elderly. We found little or no head-to-head evidence assessing potential differences in efficacy in different racial groups or in patients with common comorbidities. Specifically for different racial groups and for patients with common comorbidities, the evidence is sparse and limited mainly to placebo-controlled trials assessing the general efficacy of second-generation antidepressants in such subgroups. Some of these studies indicated that the general efficacy of second-generation antidepressants in patients with serious comorbidities (e.g., cancer, substance abuse) is limited.

Many of these studies had serious methodological flaws or were too small to detect clinically meaningful differences, although they may not have been powered to detect statistically significant differences. Differences in study populations, cutoff points on scales, and drug dosages do not allow analysts to compare initial treatment effects across individual placebo-controlled trials to assess differences in subgroups other than those defined by age and sex.

Specific Results for Dysthymia and Subsyndromal Depression

The evidence is sparse (strength of evidence for comparative efficacy is insufficient for dysthymia and subsyndromal depression). No conclusions can be drawn about comparative efficacy or effectiveness.

For dysthymia, the evidence on general efficacy is limited to fluoxetine, paroxetine, and sertraline; for subsyndromal depression, the evidence covers only citalopram, fluoxetine, and paroxetine. Results are mixed. For dysthymia, the two largest placebo-controlled studies did not detect any differences between fluoxetine or paroxetine and placebo for treating patients younger than 60 years.^{135, 136} Similarly, the evidence on the general efficacy in subsyndromal depression is limited to few studies with mixed results.

Applicability of Results

A considerable limitation of our conclusions is that they have been derived primarily from efficacy trials. For example, for acute-phase MDD we found only 3 effectiveness studies out of 92 head-to-head RCTs. Two of these effectiveness studies were conducted in Europe, and the applicability to the U.S. health care system might be limited. Although findings from effectiveness studies are generally consistent with those from efficacy trials, the evidence is limited to a few comparisons. Whether, for acute-phase MDD, such findings can be further extrapolated to other second-generation antidepressants remains unclear.

Similar lack of applicability of findings pertains to treatment-resistant depression. For example, the STAR*D trial and the ARGOS study, which were both large effectiveness studies, provide evidence for only 8 of 13 antidepressants examined in this review.

Finally, the pharmaceutical industry funded a large percentage of the efficacy studies. Selective reporting is conceivable. Despite considerable effort to detect unpublished studies, we had no way to account for missing information.

Limitations of Report

Several limitations of our review should be considered. As mentioned above, a large majority of studies were efficacy trials conducted in highly selected populations. The applicability of results to the average patient suffering from acute MDD might be limited. Furthermore, most studies were not powered to detect superiority of one treatment over another. Because of the small sample sizes, many studies led to indeterminate findings with confidence intervals encompassing clinically relevant differences. Meta-analyses can help to overcome such limitations and establish equivalence or superiority among treatments. For most subquestions, however, meta-analyses were not feasible. Claims of equivalence, therefore, must be viewed cautiously, and the 95 percent confidence intervals of potential differences need to be taken into consideration.

Indirect comparisons have methodological limitations, most prominently the assumption that prognostic factors for a specific outcome (e.g., response to treatment) are similar across study populations in the network meta-analyses. Nevertheless, they are a valuable additional analytic tool when available head-to-head evidence is insufficient.

Publication bias is a concern for all systematic reviews and has been empirically proven for placebo-controlled trials of second-generation antidepressants. Selective availability of studies with positive results can seriously bias conclusions, particularly when a pharmaceutical company compares two of its own drugs (as in the case of citalopram and escitalopram). The validity of statistical methods to explore publication bias, such as funnel plots, is limited because of the small number of studies for individual comparisons.

Future Research

We identified multiple areas that require additional research to enable clinicians and researchers to draw firm conclusions about the comparative efficacy, effectiveness, and harms of second-generation antidepressants.

Efficacy and Effectiveness

Future research has to establish reliably the general efficacy of second-generation antidepressants for the treatment of dysthymia and subsyndromal depression. Ideally, multiple-

arm, head-to-head trials, including placebo groups, should evaluate the general and comparative efficacy of second-generation antidepressants in patients with these conditions. Effectiveness trials with less stringent eligibility criteria, health outcomes, long study durations, and a primary care population would be valuable to determine whether existing differences of second-generation antidepressants are clinically meaningful in “real world” settings. These trials should be powered to be able to assess minimal clinically significant differences. Furthermore, they could provide valuable information on differences in adherence among second-generation antidepressants.

Future research should also focus on differences in efficacy and effectiveness in subgroups such as the very elderly or patients with various common comorbidities.

Prevention of Relapse and Recurrence

More evidence is needed regarding the most appropriate duration of antidepressant treatment for maintaining remission. Such studies should also evaluate whether different formulations (i.e., controlled release vs. immediate release) lead to differences in adherence and subsequently to differences in relapse or recurrence.

Additionally, although most trials maintained the dose used in acute-phase treatment throughout continuation and maintenance treatment, little is known about the effect of drug dose on the risk of relapse or recurrence. The effect of switching to a new drug after successful completion of acute or continuation phase treatment is poorly understood.

Management of Treatment-Resistant or Recurrent Depression

Given the fact that approximately 40 percent of patients do not respond to initial treatment, additional head-to-head evidence is needed to resolve whether one second-generation antidepressant is better than another in patients who either did not respond or could not tolerate a first-line treatment. These studies also should assess how combinations of antidepressants compare with monotherapy in treatment resistant depression.

Likewise, evidence is lacking to determine whether one antidepressant is better than another in patients who cannot maintain remission during continuation- or maintenance-phase therapy. The role of other depression treatments, such as electroconvulsive therapy, psychotherapy, vagal nerve stimulation, repetitive transcranial magnetic stimulation, and others are used for treatment-resistant patients who do not respond to pharmacological treatment have to be explored.³³⁷

Accompanying Symptoms

More research is needed to evaluate whether outcomes of second-generation antidepressants differ in populations with accompanying symptoms such as anxiety, insomnia, pain, and fatigue. Given that outcomes for depression treatment do not differ substantially between specific antidepressants, a higher priority for research might be to generate information about treatment of accompanying symptoms with antidepressants. Such evidence is key for clinicians who must select among many antidepressant drugs for patients with widely varying co-existing symptoms.

Study questions must be based on a clinically meaningful metric that gives preference to symptoms of high frequency or those that cause a high level of distress. Each subgroup must be clearly and consistently defined. For example, different investigator teams should identify their own patient groups using a consistent definition accepted in the field. Furthermore, they should then conduct their analyses in such subgroups using similarly defined, widely accepted

outcomes. In this way, results can be compared across studies and across subgroups. Investigators should report the proportions of patients who reach a predefined threshold for clinically meaningful improvement.

The absence of any trials conducted in a population with change in appetite presents a clinically important void in the literature. In addition, future studies of depression with accompanying pain and other somatic symptoms should identify clinically relevant subgroups of patients with moderate to severe pain or other symptoms.

Adverse Events

Large, well-conducted observational studies are needed to assess reliably the comparative risks of second-generation antidepressants with respect to rare but serious adverse events such as suicidality, hyponatremia, hepatotoxicity, seizures, cardiovascular adverse events, and serotonin syndrome. Furthermore, these studies need to evaluate whether very elderly patients such as patients older than 85 years old have an excess risk of severe adverse events with any second-generation antidepressant.

References

1. American Psychiatric Association. Diagnostic and Statistical Manual of Mental Disorders. 4th, Text Revision ed. Washington, DC; 2000.
2. Kessler RC, McGonagle KA, Zhao S, et al. Lifetime and 12-month prevalence of DSM-III-R psychiatric disorders in the United States. Results from the National Comorbidity Survey. *Arch Gen Psychiatry*. 1994 Jan;51(1):8-19. PMID: 8279933.
3. Kessler RC, Berglund P, Demler O, et al. The epidemiology of major depressive disorder: results from the National Comorbidity Survey Replication (NCS-R). *JAMA*. 2003;289(23):3095-105. PMID: 12813115.
4. Greenberg PE, Kessler RC, Birnbaum HG, et al. The economic burden of depression in the United States: how did it change between 1990 and 2000? *J Clin Psychiatry*. 2003 Dec;64(12):1465-75. PMID: 14728109.
5. Birnbaum HG, Ben-Hamadi R, Greenberg PE, et al. Determinants of direct cost differences among US employees with major depressive disorders using antidepressants. *Pharmacoeconomics*. 2009;27(6):507-17. PMID: 2009417528.
6. Olfson M, Marcus SC. National patterns in antidepressant medication treatment. *Arch Gen Psychiatry*. 2009 Aug;66(8):848-56. PMID: 19652124.
7. Williams JW, Mulrow CD, Chiquette E, et al. A systematic review of newer pharmacotherapies for depression in adults: evidence report summary. *Ann Intern Med*. 2000 May 2;132(9):743-56. PMID: 10787370.
8. Geddes JR, Freemantle N, Mason J, et al. Selective serotonin reuptake inhibitors (SSRIs) versus other antidepressants for depression. *The Cochrane Library (Cochrane Review)*; 2006.
9. Berkrot B. US prescription drug sales hit \$300 bln in 2009; Reuters; 2010.
10. Maj J, Palider W, Rawlow. Trazodone, a central serotonin antagonist and agonist. *J Neural Transm*. 1979;44(3):237-48. PMID: 438809.
11. Stefanini E, Fadda F, Medda L, et al. Selective inhibition of serotonin uptake by trazodone, a new antidepressant agent. *Life Sci*. 1976 Jun 15;18(12):1459-65. PMID: 940426.
12. Gartlehner G, Hansen RA, Thieda P, et al. Comparative Effectiveness of Second-Generation Antidepressants in the Pharmacologic Treatment of Adult Depression. Comparative Effectiveness Review No. 7. AHRQ Publication No. 07-EHC007-EF. Rockville, MD: Agency for Healthcare Research and Quality; 2007.
13. Kupfer DJ. Long-term treatment of depression. *J Clin Psychiatry*. 1991 May;52 Suppl:28-34. PMID: 1903134.
14. Qaseem A, Snow V, Denberg TD, et al. Using second-generation antidepressants to treat depressive disorders: a clinical practice guideline from the American College of Physicians. *Ann Intern Med*. 2008 Nov 18;149(10):725-33. PMID: 19017591.
15. American Psychiatric Association. Practice guideline for the treatment of patients with major depressive disorder. 2010/10/01 ed: PsychiatryOnline; 2010.
16. Depression Guideline Panel. Depression in primary care: Volume 2, Treatment of major depression. AHCPR Publication No. 93-0550. Rockville, MD: US DHHS, Public Health Service, Agency for Health Care Policy and Research; 1993.
17. Hoagwood K, Hibbs E, Brent D, et al. Introduction to the special section: efficacy and effectiveness in studies of child and adolescent psychotherapy. *J Consult Clin Psychol*. 1995 Oct;63(5):683-7. PMID: 7593860.
18. Gartlehner G, Hansen RA, Nissman D, et al. A simple and valid tool distinguished efficacy from effectiveness studies. *J Clin Epidemiol*. 2006 Oct;59(10):1040-8. PMID: 16980143.

19. Hansen RA, Moore CG, Dusetzina SB, et al. Controlling for drug dose in systematic review and meta-analysis: a case study of the effect of antidepressant dose. *Med Decis Making*. 2009 Jan-Feb;29(1):91-103. PMID: 19141788.
20. Owens DK, Lohr KN, Atkins D, et al. AHRQ series paper 5: grading the strength of a body of evidence when comparing medical interventions--agency for healthcare research and quality and the effective healthcare program. *J Clin Epidemiol*. 2010 May;63(5):513-23. PMID: 19595577.
21. Chapman A, Morgan LC, Gartlehner G. Semi-automating the manual literature search for systematic reviews increases efficiency. *HILJ*. 2009;27(1):22-7.
22. Ioannidis JPA, Evans SJW, Gãtzsche PC, et al. Better Reporting of Harms in Randomized Trials: An Extension of the CONSORT Statement. *Ann Intern Med*. 2004 November 16, 2004;141(10):781-8.
23. Balk EM, Lau J, Bonis PA. Reading and critically appraising systematic reviews and meta-analyses: a short primer with a focus on hepatology. *J Hepatol*. 2005 Oct;43(4):729-36. PMID: 16120472.
24. Harris RP, Helfand M, Woolf SH, et al. Current methods of the US Preventive Services Task Force: a review of the process. *Am J Prev Med*. 2001 Apr;20(3 Suppl):21-35. PMID: 11306229.
25. Centre for Reviews and Dissemination. *Systematic reviews: CRD's guidance for undertaking reviews in health care*. York: University of York; 2009.
26. Deeks JJ, Dinnes J, D'Amico R, et al. Evaluating non-randomised intervention studies. *Health Technol Assess*. 2003;7(27):iii-x, 1-173. PMID: 14499048.
27. Jansen JP, Crawford B, Bergman G, et al. Bayesian meta-analysis of multiple treatment comparisons: an introduction to mixed treatment comparisons. *Value Health*. 2008 Sep-Oct;11(5):956-64. PMID: 18489499.
28. Lu G, Ades AE. Combination of direct and indirect evidence in mixed treatment comparisons. *Stat Med*. 2004 Oct 30;23(20):3105-24. PMID: 15449338.
29. Glenny AM, Altman DG, Song F, et al. Indirect comparisons of competing interventions. *Health Technol Assess*. 2005 Jul;9(26):1-134, iii-iv. PMID: 16014203.
30. Eli Lilly and Company. *Duloxetine Versus Placebo and Paroxetine in the Acute Treatment of Major Depression, Study Group A. Clinical Study Summary: Study F1J-MC-HMAT*. 2004. www.clinicalstudyresults.org/documents/company-study_170_0.pdf. Accessed on August 24, 2006.
31. Boulenger JP, Huusom AK, Florea I, et al. A comparative study of the efficacy of long-term treatment with escitalopram and paroxetine in severely depressed patients. *Curr Med Res Opin*. 2006 Jul;22(7):1331-41. PMID: 16834832.
32. Blumenthal JA, Babyak MA, Doraiswamy PM, et al. Exercise and pharmacotherapy in the treatment of major depressive disorder. *Psychosom Med*. 2007 Sep-Oct;69(7):587-96. PMID: 17846259.
33. Burke WJ, Gergel I, Bose A. Fixed-dose trial of the single isomer SSRI escitalopram in depressed outpatients. *J Clin Psychiatry*. 2002 Apr;63(4):331-6. PMID: 12000207.
34. Colonna L, Andersen HF, Reines EH. A randomized, double-blind, 24-week study of escitalopram (10 mg/day) versus citalopram (20 mg/day) in primary care patients with major depressive disorder. *Curr Med Res Opin*. 2005 Oct;21(10):1659-68. PMID: 16238906.
35. Lepola UM, Loft H, Reines EH. Escitalopram (10-20 mg/day) is effective and well tolerated in a placebo-controlled study in depression in primary care. *Int Clin Psychopharmacol*. 2003 Jul;18(4):211-7. PMID: 12817155.
36. Moore N, Verdoux H, Fantino B. Prospective, multicentre, randomized, double-blind study of the efficacy of escitalopram versus citalopram in outpatient treatment of major depressive disorder. *Int Clin Psychopharmacol*. 2005 May;20(3):131-7. PMID: 15812262.
37. FDA Center for Drug Evaluation and Research. *Statistical Review of NDA 21-323 (Escitalopram Oxalate)*. 2001. www.accessdata.fda.gov/drugsatfda_docs/nda/2002/21-323.pdf_Lexapro_Medr_P1.pdf.

38. Yevtushenko VY, Belous AI, Yevtushenko YG, et al. Efficacy and tolerability of escitalopram versus citalopram in major depressive disorder: a 6-week, multicenter, prospective, randomized, double-blind, active-controlled study in adult outpatients. *Clin Ther*. 2007 Nov;29(11):2319-32. PMID: 18158074.
39. Patris M, Bouchard JM, Bougerol T, et al. Citalopram versus fluoxetine: a double-blind, controlled, multicentre, phase III trial in patients with unipolar major depression treated in general practice. *Int Clin Psychopharmacol*. 1996 Jun;11(2):129-36. PMID: 8803650.
40. Haffmans PM, Timmerman L, Hoogduin CA. Efficacy and tolerability of citalopram in comparison with fluvoxamine in depressed outpatients: a double-blind, multicentre study. The LUCIFER Group. *Int Clin Psychopharmacol*. 1996 Sep;11(3):157-64. PMID: 8923094.
41. Ekselius L, von Knorring L, Eberhard G. A double-blind multicenter trial comparing sertraline and citalopram in patients with major depression treated in general practice. *Int Clin Psychopharmacol*. 1997 Nov;12(6):323-31. PMID: 9547134.
42. Kasper S, de Swart H, Friis Andersen H. Escitalopram in the treatment of depressed elderly patients. *Am J Geriatr Psychiatry*. 2005 Oct;13(10):884-91. PMID: 16223967.
43. Mao PX, Tang YL, Jiang F, et al. Escitalopram in major depressive disorder: a multicenter, randomized, double-blind, fixed-dose, parallel trial in a Chinese population. *Depress Anxiety*. 2008;25(1):46-54. PMID: 17149753.
44. Baldwin DS, Cooper JA, Huusom AK, et al. A double-blind, randomized, parallel-group, flexible-dose study to evaluate the tolerability, efficacy and effects of treatment discontinuation with escitalopram and paroxetine in patients with major depressive disorder. *Int Clin Psychopharmacol*. 2006 May;21(3):159-69. PMID: 16528138.
45. Ventura D, Armstrong EP, Skrepnek GH, et al. Escitalopram versus sertraline in the treatment of major depressive disorder: a randomized clinical trial. *Curr Med Res Opin*. 2007 Feb;23(2):245-50. PMID: 17288677.
46. Dalery J, Honig A. Fluvoxamine versus fluoxetine in major depressive episode: a double-blind randomised comparison. *Hum Psychopharmacol*. 2003 Jul;18(5):379-84. PMID: 12858325.
47. Rapaport M, Coccaro E, Sheline Y, et al. A comparison of fluvoxamine and fluoxetine in the treatment of major depression. *J Clin Psychopharmacol*. 1996 Oct;16(5):373-8. PMID: 8889909.
48. Cassano GB, Puca F, Scapicchio PL, et al. Paroxetine and fluoxetine effects on mood and cognitive functions in depressed nondemented elderly patients. *J Clin Psychiatry*. 2002 May;63(5):396-402. PMID: 12019663.
49. Chouinard G, Saxena B, Belanger MC, et al. A Canadian multicenter, double-blind study of paroxetine and fluoxetine in major depressive disorder. *J Affect Disord*. 1999 Jul;54(1-2):39-48. PMID: 10403145.
50. De Wilde J, Spiers R, Mertens C, et al. A double-blind, comparative, multicentre study comparing paroxetine with fluoxetine in depressed patients. *Acta Psychiatr Scand*. 1993 Feb;87(2):141-5. PMID: 8447241.
51. Fava M, Amsterdam JD, Deltito JA, et al. A double-blind study of paroxetine, fluoxetine, and placebo in outpatients with major depression. *Ann Clin Psychiatry*. 1998 Dec;10(4):145-50. PMID: 9988054.
52. Gagliano CA. A double blind comparison of paroxetine and fluoxetine in patients with major depression. *Br J Clin Res*. 1993;4:145-52.
53. Schone W, Ludwig M. A double-blind study of paroxetine compared with fluoxetine in geriatric patients with major depression. *J Clin Psychopharmacol*. 1993 Dec;13(6 Suppl 2):34S-9S. PMID: 8106654.
54. Tignol J. A double-blind, randomized, fluoxetine-controlled, multicenter study of paroxetine in the treatment of depression. *J Clin Psychopharmacol*. 1993 Dec;13(6 Suppl 2):18S-22S. PMID: 8106650.
55. Fava M, Hoog SL, Judge RA, et al. Acute efficacy of fluoxetine versus sertraline and paroxetine in major depressive disorder including effects of baseline insomnia. *J Clin Psychopharmacol*. 2002 Apr;22(2):137-47. PMID: 11910258.

56. Bennie EH, Mullin JM, Martindale JJ. A double-blind multicenter trial comparing sertraline and fluoxetine in outpatients with major depression. *J Clin Psychiatry*. 1995 Jun;56(6):229-37. PMID: 7775364.
57. Boyer P, Danion JM, Bisslerbe JC, et al. Clinical and economic comparison of sertraline and fluoxetine in the treatment of depression. A 6-month double-blind study in a primary-care setting in France. *Pharmacoeconomics*. 1998 Jan;13(1 Pt 2):157-69. PMID: 10184835.
58. Newhouse PA, Krishnan KR, Doraiswamy PM, et al. A double-blind comparison of sertraline and fluoxetine in depressed elderly outpatients. *J Clin Psychiatry*. 2000 Aug;61(8):559-68. PMID: 10982198.
59. Finkel SI, Richter EM, Clary CM, et al. Comparative efficacy of sertraline vs. fluoxetine in patients age 70 or over with major depression. *Am J Geriatr Psychiatry*. 1999 Summer;7(3):221-7. PMID: 10438693.
60. Sechter D, Troy S, Paternetti S, et al. A double-blind comparison of sertraline and fluoxetine in the treatment of major depressive episode in outpatients. *Eur Psychiatry*. 1999 Mar;14(1):41-8. PMID: 10572324.
61. Van Moffaert M, Bartholome F, Cosyns P, et al. A controlled comparison of sertraline and fluoxetine in acute and continuation treatment of major depression. *Human Psychopharmacol*. 1995;10:393-405.
62. Kiev A, Feiger A. A double-blind comparison of fluvoxamine and paroxetine in the treatment of depressed outpatients. *J Clin Psychiatry*. 1997 Apr;58(4):146-52. PMID: 9164424.
63. Ushiroyama T, Ikeda A, Ueki M. Evaluation of double-blind comparison of fluvoxamine and paroxetine in the treatment of depressed outpatients in menopause transition. *J Med*. 2004;35(1-6):151-62. PMID: 18084873.
64. Nemeroff CB, Ninan PT, Ballenger J, et al. Double-blind multicenter comparison of fluvoxamine versus sertraline in the treatment of depressed outpatients. *Depression*. 1995;3(4):163-9.
65. Rossini D, Serretti A, Franchini L, et al. Sertraline versus fluvoxamine in the treatment of elderly patients with major depression: a double-blind, randomized trial. *J Clin Psychopharmacol*. 2005 Oct;25(5):471-5. PMID: 16160624.
66. Aberg-Wistedt A, Agren H, Ekselius L, et al. Sertraline versus paroxetine in major depression: clinical outcome after six months of continuous therapy. *J Clin Psychopharmacol*. 2000 Dec;20(6):645-52. PMID: 11106136.
67. Leinonen E, Skarstein J, Behnke K, et al. Efficacy and tolerability of mirtazapine versus citalopram: a double-blind, randomized study in patients with major depressive disorder. Nordic Antidepressant Study Group. *Int Clin Psychopharmacol*. 1999 Nov;14(6):329-37. PMID: 10565799.
68. Allard P, Gram L, Timdahl K, et al. Efficacy and tolerability of venlafaxine in geriatric outpatients with major depression: a double-blind, randomised 6-month comparative trial with citalopram. *Int J Geriatr Psychiatry*. 2004 Dec;19(12):1123-30. PMID: 15526307.
69. Khan A, Bose A, Alexopoulos GS, et al. Double-blind comparison of escitalopram and duloxetine in the acute treatment of major depressive disorder. *Clin Drug Investig*. 2007;27(7):481-92. PMID: 17563128.
70. Nierenberg AA, Greist JH, Mallinckrodt CH, et al. Duloxetine versus escitalopram and placebo in the treatment of patients with major depressive disorder: onset of antidepressant action, a non-inferiority study. *Curr Med Res Opin*. 2007 Feb;23(2):401-16. PMID: 17288694.
71. Wade A, Gembert K, Florea I. A comparative study of the efficacy of acute and continuation treatment with escitalopram versus duloxetine in patients with major depressive disorder. *Curr Med Res Opin*. 2007 Jul;23(7):1605-14. PMID: 17559755.
72. Bielski RJ, Ventura D, Chang CC. A double-blind comparison of escitalopram and venlafaxine extended release in the treatment of major depressive disorder. *J Clin Psychiatry*. 2004 Sep;65(9):1190-6. PMID: 15367045.

73. Montgomery SA, Huusom AK, Bothmer J. A randomised study comparing escitalopram with venlafaxine XR in primary care patients with major depressive disorder. *Neuropsychobiology*. 2004;50(1):57-64. PMID: 15179022.
74. Goldstein DJ, Mallinckrodt C, Lu Y, et al. Duloxetine in the treatment of major depressive disorder: a double-blind clinical trial. *J Clin Psychiatry*. 2002 Mar;63(3):225-31. PMID: 11926722.
75. Hong CJ, Hu WH, Chen CC, et al. A double-blind, randomized, group-comparative study of the tolerability and efficacy of 6 weeks' treatment with mirtazapine or fluoxetine in depressed Chinese patients. *J Clin Psychiatry*. 2003 Aug;64(8):921-6. PMID: 12927007.
76. Versiani M, Moreno R, Ramakers-van Moorsel CJ, et al. Comparison of the effects of mirtazapine and fluoxetine in severely depressed patients. *CNS Drugs*. 2005;19(2):137-46. PMID: 15697327.
77. Wheatley DP, van Moffaert M, Timmerman L, et al. Mirtazapine: efficacy and tolerability in comparison with fluoxetine in patients with moderate to severe major depressive disorder. Mirtazapine-Fluoxetine Study Group. *J Clin Psychiatry*. 1998 Jun;59(6):306-12. PMID: 9671343.
78. Alves C, Cachola I, Brandao J. Efficacy and tolerability of venlafaxine and fluoxetine in outpatients with major depression. *Primary Care Psychiatry*. 1999;5(2):57-63.
79. Costa e Silva J. Randomized, double-blind comparison of venlafaxine and fluoxetine in outpatients with major depression. *J Clin Psychiatry*. 1998 Jul;59(7):352-7. PMID: 9714263.
80. De Nayer A, Geerts S, Ruelens L, et al. Venlafaxine compared with fluoxetine in outpatients with depression and concomitant anxiety. *Int J Neuropsychopharmacol*. 2002 Jun;5(2):115-20. PMID: 12135535.
81. Dierick M, Ravizza L, Realini R, et al. A double-blind comparison of venlafaxine and fluoxetine for treatment of major depression in outpatients. *Prog Neuropsychopharmacol Biol Psychiatry*. 1996 Jan;20(1):57-71. PMID: 8861177.
82. Nemeroff CB, Thase ME. A double-blind, placebo-controlled comparison of venlafaxine and fluoxetine treatment in depressed outpatients. *J Psychiatr Res*. 2007;41(3-4):351-9. Epub 2005 Sep 12. PMID: 16165158
83. Rudolph RL, Feiger AD. A double-blind, randomized, placebo-controlled trial of once-daily venlafaxine extended release (XR) and fluoxetine for the treatment of depression. *J Affect Disord*. 1999 Dec;56(2-3):171-81. PMID: 10701474.
84. Silverstone PH, Ravindran A. Once-daily venlafaxine extended release (XR) compared with fluoxetine in outpatients with depression and anxiety. Venlafaxine XR 360 Study Group. *J Clin Psychiatry*. 1999 Jan;60(1):22-8. PMID: 10074873.
85. Tzanakaki M, Guazzelli M, Nimatoudis I, et al. Increased remission rates with venlafaxine compared with fluoxetine in hospitalized patients with major depression and melancholia. *Int Clin Psychopharmacol*. 2000 Jan;15(1):29-34. PMID: 10836283.
86. Tylee A, Beaumont G, Bowden MW, et al. A double-blind, randomized, 12-week comparison study of the safety and efficacy of venlafaxine and fluoxetine in moderate to severe major depression in general practice. *Primary Care Psychiatry*. 1997;3(1):51-8.
87. Detke MJ, Wiltse CG, Mallinckrodt CH, et al. Duloxetine in the acute and long-term treatment of major depressive disorder: a placebo- and paroxetine-controlled trial. *Eur Neuropsychopharmacol*. 2004 Dec;14(6):457-70. PMID: 15589385.
88. Perahia DG, Wang F, Mallinckrodt CH, et al. Duloxetine in the treatment of major depressive disorder: a placebo- and paroxetine-controlled trial. *Eur Psychiatry*. 2006 Sep;21(6):367-78. PMID: 16697153.
89. Lee P, Shu L, Xu X, et al. Once-daily duloxetine 60 mg in the treatment of major depressive disorder: multicenter, double-blind, randomized, paroxetine-controlled, non-inferiority trial in China, Korea, Taiwan and Brazil. *Psychiatry Clin Neurosci*. 2007 Jun;61(3):295-307. PMID: 17472599.
90. Benkert O, Szegedi A, Kohlen R. Mirtazapine compared with paroxetine in major depression. *J Clin Psychiatry*. 2000 Sep;61(9):656-63. PMID: 11030486.

91. Blier P, Gobbi G, Turcotte JE, et al. Mirtazapine and paroxetine in major depression: a comparison of monotherapy versus their combination from treatment initiation. *Eur Neuropsychopharmacol.* 2009 Jul;19(7):457-65. PMID: 19345072.
92. Schatzberg AF, Kremer C, Rodrigues HE, et al. Double-blind, randomized comparison of mirtazapine and paroxetine in elderly depressed patients. *Am J Geriatr Psychiatry.* 2002 Sep-Oct;10(5):541-50. PMID: 12213688.
93. Ballus C, Quiros G, De Flores T, et al. The efficacy and tolerability of venlafaxine and paroxetine in outpatients with depressive disorder or dysthymia. *Int Clin Psychopharmacol.* 2000 Jan;15(1):43-8. PMID: 10836286.
94. McPartlin GM, Reynolds A, Anderson C, et al. A comparison of once-daily venlafaxine XR and paroxetine in depressed outpatients treated in general practice. *Primary Care Psychiatry.* 1998;4(3):127-32.
95. Owens MJ, Krulewicz S, Simon JS, et al. Estimates of serotonin and norepinephrine transporter inhibition in depressed patients treated with paroxetine or venlafaxine. *Neuropsychopharmacology.* 2008 Dec;33(13):3201-12. PMID: 18418363.
96. Behnke K, Sogaard J, Martin S, et al. Mirtazapine orally disintegrating tablet versus sertraline: a prospective onset of action study. *J Clin Psychopharmacol.* 2003 Aug;23(4):358-64. PMID: 12920411.
97. Mehtonen OP, Sogaard J, Roponen P, et al. Randomized, double-blind comparison of venlafaxine and sertraline in outpatients with major depressive disorder. Venlafaxine 631 Study Group. *J Clin Psychiatry.* 2000 Feb;61(2):95-100. PMID: 10732656.
98. Shelton RC, Haman KL, Rapaport MH, et al. A randomized, double-blind, active-control study of sertraline versus venlafaxine XR in major depressive disorder. *J Clin Psychiatry.* 2006 Nov;67(11):1674-81. PMID: 17196045.
99. Sir A, D'Souza RF, Uguz S, et al. Randomized trial of sertraline versus venlafaxine XR in major depression: efficacy and discontinuation symptoms. *J Clin Psychiatry.* 2005 Oct;66(10):1312-20. PMID: 16259546.
100. Coleman CC, King BR, Bolden-Watson C, et al. A placebo-controlled comparison of the effects on sexual functioning of bupropion sustained release and fluoxetine. *Clin Ther.* 2001 Jul;23(7):1040-58. PMID: 11519769.
101. Feighner JP, Gardner EA, Johnston JA, et al. Double-blind comparison of bupropion and fluoxetine in depressed outpatients. *J Clin Psychiatry.* 1991 Aug;52(8):329-35. PMID: 1907963.
102. Gillin JC, Rapaport M, Erman MK, et al. A comparison of nefazodone and fluoxetine on mood and on objective, subjective, and clinician-rated measures of sleep in depressed patients: a double-blind, 8-week clinical trial. *J Clin Psychiatry.* 1997 May;58(5):185-92. PMID: 9184611.
103. Beasley CM, Jr., Dornseif BE, Pultz JA, et al. Fluoxetine versus trazodone: efficacy and activating-sedating effects. *J Clin Psychiatry.* 1991 Jul;52(7):294-9. PMID: 2071559.
104. Perry PJ, Garvey MJ, Kelly MW, et al. A comparative trial of fluoxetine versus trazodone in outpatients with major depression. *J Clin Psychiatry.* 1989 Aug;50(8):290-4. PMID: 2668259.
105. Kennedy SH, Fulton KA, Bagby RM, et al. Sexual function during bupropion or paroxetine treatment of major depressive disorder. *Can J Psychiatry.* 2006 Mar;51(4):234-42. PMID: 16629348.
106. Weihs KL, Settle EC, Jr., Batey SR, et al. Bupropion sustained release versus paroxetine for the treatment of depression in the elderly. *J Clin Psychiatry.* 2000 Mar;61(3):196-202. PMID: 10817105.
107. Baldwin DS, Hawley CJ, Abed RT, et al. A multicenter double-blind comparison of nefazodone and paroxetine in the treatment of outpatients with moderate-to-severe depression. *J Clin Psychiatry.* 1996;57 Suppl 2:46-52. PMID: 8626363.
108. Hicks JA, Argyropoulos SV, Rich AS, et al. Randomised controlled study of sleep after nefazodone or paroxetine treatment in outpatients with depression. *Br J Psychiatry.* 2002 Jun;180:528-35. PMID: 12042232.

109. Kasper S, Olivieri L, Di Loreto G, et al. A comparative, randomised, double-blind study of trazodone prolonged-release and paroxetine in the treatment of patients with major depressive disorder. *Curr Med Res Opin.* 2005 Aug;21(8):1139-46. PMID: 16083521.
110. Coleman CC, Cunningham LA, Foster VJ, et al. Sexual dysfunction associated with the treatment of depression: a placebo-controlled comparison of bupropion sustained release and sertraline treatment. *Ann Clin Psychiatry.* 1999 Dec;11(4):205-15. PMID: 10596735.
111. Croft H, Settle E, Jr., Houser T, et al. A placebo-controlled comparison of the antidepressant efficacy and effects on sexual functioning of sustained-release bupropion and sertraline. *Clin Ther.* 1999 Apr;21(4):643-58. PMID: 10363731.
112. Kavoussi RJ, Segraves RT, Hughes AR, et al. Double-blind comparison of bupropion sustained release and sertraline in depressed outpatients. *J Clin Psychiatry.* 1997 Dec;58(12):532-7. PMID: 9448656.
113. Rush AJ, Trivedi MH, Carmody TJ, et al. Response in relation to baseline anxiety levels in major depressive disorder treated with bupropion sustained release or sertraline. *Neuropsychopharmacology.* 2001 Jul;25(1):131-8. PMID: 11377926.
114. Feiger A, Kiev A, Shrivastava RK, et al. Nefazodone versus sertraline in outpatients with major depression: focus on efficacy, tolerability, and effects on sexual function and satisfaction. *J Clin Psychiatry.* 1996;57 Suppl 2:53-62. PMID: 8626364.
115. Munizza C, Olivieri L, Di Loreto G, et al. A comparative, randomized, double-blind study of trazodone prolonged-release and sertraline in the treatment of major depressive disorder. *Curr Med Res Opin.* 2006 Sep;22(9):1703-13. PMID: 16968574.
116. Tourian KA, Padmanabhan SK, Groark J, et al. Desvenlafaxine 50 and 100 mg/d in the treatment of major depressive disorder: an 8-week, phase III, multicenter, randomized, double-blind, placebo-controlled, parallel-group trial and a post hoc pooled analysis of three studies. *Clin Ther.* 2009 Jun;31 Pt 1:1405-23. PMID: 19698901.
117. Benkert O, Szegedi A, Philipp M, et al. Mirtazapine orally disintegrating tablets versus venlafaxine extended release: a double-blind, randomized multicenter trial comparing the onset of antidepressant response in patients with major depressive disorder. *J Clin Psychopharmacol.* 2006 Feb;26(1):75-8. PMID: 16415711.
118. Guelfi JD, Anseau M, Timmerman L, et al. Mirtazapine versus venlafaxine in hospitalized severely depressed patients with melancholic features. *J Clin Psychopharmacol.* 2001 Aug;21(4):425-31. PMID: 11476127.
119. Halikas JA. Org 3770 (mirtazapine) versus trazodone: A placebo controlled trial in depressed elderly patients. *Hum Psychopharmacol.* 1995;10(Suppl 2):S125-S33.
120. van Moffaert M, de Wilde J, Vereecken A, et al. Mirtazapine is more effective than trazodone: a double-blind controlled study in hospitalized patients with major depression. *Int Clin Psychopharmacol.* 1995 Mar;10(1):3-9. PMID: 7622801.
121. Hewett K, Chrzanowski W, Schmitz M, et al. Eight-week, placebo-controlled, double-blind comparison of the antidepressant efficacy and tolerability of bupropion XR and venlafaxine XR. *J Psychopharmacol.* 2009 Jul;23(5):531-8. PMID: 18635695.
122. Hewett K, Gee MD, Krishen A, et al. Double-blind, placebo-controlled comparison of the antidepressant efficacy and tolerability of bupropion XR and venlafaxine XR. *J Psychopharmacol.* 2010 Aug;24(8):1209-16. PMID: 19939870.
123. Cunningham LA, Borison RL, Carman JS, et al. A comparison of venlafaxine, trazodone, and placebo in major depression. *J Clin Psychopharmacol.* 1994 Apr;14(2):99-106. PMID: 8195464.
124. Weisler RH, Johnston JA, Lineberry CG, et al. Comparison of bupropion and trazodone for the treatment of major depression. *J Clin Psychopharmacol.* 1994 Jun;14(3):170-9. PMID: 8027413.

125. Ravindran AV, Guelfi JD, Lane RM, et al. Treatment of dysthymia with sertraline: a double-blind, placebo-controlled trial in dysthymic patients without major depression. *J Clin Psychiatry*. 2000 Nov;61(11):821-7. PMID: 11105734.
126. Vanelle JM, Attar-Levy D, Poirier MF, et al. Controlled efficacy study of fluoxetine in dysthymia. *Br J Psychiatry*. 1997 Apr;170:345-50. PMID: 9246253.
127. Fava M, Judge R, Hoog SL, et al. Fluoxetine versus sertraline and paroxetine in major depressive disorder: changes in weight with long-term treatment. *J Clin Psychiatry*. 2000 Nov;61(11):863-7. PMID: 11105740.
128. Kroenke K, West SL, Swindle R, et al. Similar effectiveness of paroxetine, fluoxetine, and sertraline in primary care: a randomized trial. *JAMA*. 2001 Dec 19;286(23):2947-55. PMID: 11743835.
129. Smith D, Dempster C, Glanville J, et al. Efficacy and tolerability of venlafaxine compared with selective serotonin reuptake inhibitors and other antidepressants: a meta-analysis. *Br J Psychiatry*. 2002 May;180:396-404. PMID: 11983635.
130. Rush AJ, Armitage R, Gillin JC, et al. Comparative effects of nefazodone and fluoxetine on sleep in outpatients with major depressive disorder. *Biol Psychiatry*. 1998 Jul 1;44(1):3-14. PMID: 9646878.
131. Perahia DG, Pritchett YL, Kajdasz DK, et al. A randomized, double-blind comparison of duloxetine and venlafaxine in the treatment of patients with major depressive disorder. *J Psychiatr Res*. 2008 Jan;42(1):22-34. PMID: 17445831.
132. Kocsis JH, Zisook S, Davidson J, et al. Double-blind comparison of sertraline, imipramine, and placebo in the treatment of dysthymia: psychosocial outcomes. *Am J Psychiatry*. 1997 Mar;154(3):390-5. PMID: 9054788.
133. Thase ME, Fava M, Halbreich U, et al. A placebo-controlled, randomized clinical trial comparing sertraline and imipramine for the treatment of dysthymia. *Arch Gen Psychiatry*. 1996 Sep;53(9):777-84. PMID: 8792754.
134. Williams JW, Jr., Barrett J, Oxman T, et al. Treatment of dysthymia and minor depression in primary care: A randomized controlled trial in older adults. *JAMA*. 2000 Sep 27;284(12):1519-26. PMID: 11000645.
135. Barrett JE, Williams JW, Jr., Oxman TE, et al. Treatment of dysthymia and minor depression in primary care: a randomized trial in patients aged 18 to 59 years. *J Fam Pract*. 2001 May;50(5):405-12. PMID: 11350703.
136. Devanand DP, Nobler MS, Cheng J, et al. Randomized, double-blind, placebo-controlled trial of fluoxetine treatment for elderly patients with dysthymic disorder. *Am J Geriatr Psychiatry*. 2005 Jan;13(1):59-68. PMID: 15653941.
137. Rocca P, Calvarese P, Faggiano F, et al. Citalopram versus sertraline in late-life nonmajor clinically significant depression: a 1-year follow-up clinical trial. *J Clin Psychiatry*. 2005 Mar;66(3):360-9. PMID: 15766303.
138. Judd LL, Rapaport MH, Yonkers KA, et al. Randomized, placebo-controlled trial of fluoxetine for acute treatment of minor depressive disorder. *Am J Psychiatry*. 2004 Oct;161(10):1864-71. PMID: 15465984.
139. Burke WJ, McArthur-Miller DA. Exploring treatment alternatives: weekly dosing of fluoxetine for the continuation phase of major depressive disorder. *J Clin Psychiatry*. 2001;62 Suppl 22:38-42. PMID: 11599647.
140. Schmidt ME, Fava M, Robinson JM, et al. The efficacy and safety of a new enteric-coated formulation of fluoxetine given once weekly during the continuation treatment of major depressive disorder. *J Clin Psychiatry*. 2000 Nov;61(11):851-7. PMID: 11105738.
141. Golden RN, Nemeroff CB, McSorley P, et al. Efficacy and tolerability of controlled-release and immediate-release paroxetine in the treatment of depression. *J Clin Psychiatry*. 2002 Jul;63(7):577-84. PMID: 12143913.
142. Rapaport MH, Schneider LS, Dunner DL, et al. Efficacy of controlled-release paroxetine in the treatment of late-life depression. *J Clin Psychiatry*. 2003 Sep;64(9):1065-74. PMID: 14628982.

143. Cunningham LA. Once-daily venlafaxine extended release (XR) and venlafaxine immediate release (IR) in outpatients with major depression. Venlafaxine XR 208 Study Group. *Ann Clin Psychiatry*. 1997 Sep;9(3):157-64. PMID: 9339881.
144. Hansen R, Gaynes B, Thieda P, et al. Meta-analysis of major depressive disorder relapse and recurrence with second-generation antidepressants. *Psychiatr Serv*. 2008 Oct;59(10):1121-30. PMID: 18832497.
145. Bauer M, Tharmanathan P, Volz HP, et al. The effect of venlafaxine compared with other antidepressants and placebo in the treatment of major depression: a meta-analysis. *Eur Arch Psychiatry Clin Neurosci*. 2009 Apr;259(3):172-85. PMID: 19165525.
146. Franchini L, Gasperini M, Perez J, et al. A double-blind study of long-term treatment with sertraline or fluvoxamine for prevention of highly recurrent unipolar depression. *J Clin Psychiatry*. 1997 Mar;58(3):104-7. PMID: 9108811.
147. Franchini L, Gasperini M, Zanardi R, et al. Four-year follow-up study of sertraline and fluvoxamine in long-term treatment of unipolar subjects with high recurrence rate. *J Affect Disord*. 2000 Jun;58(3):233-6. PMID: 10802132.
148. Soares CN, Thase ME, Clayton A, et al. Desvenlafaxine and escitalopram for the treatment of postmenopausal women with major depressive disorder. *Menopause*. 2010 Jul;17(4):700-11. PMID: 20539246.
149. Keller MB, Trivedi MH, Thase ME, et al. The Prevention of Recurrent Episodes of Depression with Venlafaxine for Two Years (PREVENT) study: outcomes from the acute and continuation phases. *Biol Psychiatry*. 2007 Dec 15;62(12):1371-9. PMID: 17825800.
150. Lin CH, Lin KS, Lin CY, et al. Time to rehospitalization in patients with major depressive disorder taking venlafaxine or fluoxetine. *J Clin Psychiatry*. 2008 Jan;69(1):54-9. PMID: 18312038.
151. Weihs KL, Houser TL, Batey SR, et al. Continuation phase treatment with bupropion SR effectively decreases the risk for relapse of depression. *Biol Psychiatry*. 2002 May 1;51(9):753-61. PMID: 11983189.
152. Montgomery SA, Dunbar G. Paroxetine is better than placebo in relapse prevention and the prophylaxis of recurrent depression. *Int Clin Psychopharmacol*. 1993 Fall;8(3):189-95. PMID: 8263317.
153. Robert P, Montgomery SA. Citalopram in doses of 20-60 mg is effective in depression relapse prevention: a placebo-controlled 6 month study. *Int Clin Psychopharmacol*. 1995 Mar;10 Suppl 1:29-35. PMID: 7622809.
154. Rapaport MH, Bose A, Zheng H. Escitalopram continuation treatment prevents relapse of depressive episodes. *J Clin Psychiatry*. 2004 Jan;65(1):44-9. PMID: 14744167.
155. Reimherr FW, Amsterdam JD, Quitkin FM, et al. Optimal length of continuation therapy in depression: a prospective assessment during long-term fluoxetine treatment. *Am J Psychiatry*. 1998 Sep;155(9):1247-53. PMID: 9734550.
156. Dinan TG. Efficacy and safety of weekly treatment with enteric-coated fluoxetine in patients with major depressive disorder. *J Clin Psychiatry*. 2001;62 Suppl 22:48-52. PMID: 11599649.
157. Thase ME, Nierenberg AA, Keller MB, et al. Efficacy of mirtazapine for prevention of depressive relapse: a placebo-controlled double-blind trial of recently remitted high-risk patients. *J Clin Psychiatry*. 2001 Oct;62(10):782-8. PMID: 11816867.
158. Feiger AD, Bielski RJ, Bremner J, et al. Double-blind, placebo-substitution study of nefazodone in the prevention of relapse during continuation treatment of outpatients with major depression. *Int Clin Psychopharmacol*. 1999 Jan;14(1):19-28. PMID: 10221638.
159. Doogan DP, Caillard V. Sertraline in the prevention of depression. *Br J Psychiatry*. 1992 Feb;160:217-22. PMID: 1540762.
160. Simon JS, Aguiar LM, Kunz NR, et al. Extended-release venlafaxine in relapse prevention for patients with major depressive disorder. *J Psychiatr Res*. 2004 May-Jun;38(3):249-57. PMID: 15003430.

161. Perahia DG, Gilaberte I, Wang F, et al. Duloxetine in the prevention of relapse of major depressive disorder: double-blind placebo-controlled study. *Br J Psychiatry*. 2006 Apr;188:346-53. PMID: 16582061.
162. Fava M, Detke MJ, Balestrieri M, et al. Management of depression relapse: re-initiation of duloxetine treatment or dose increase. *J Psychiatr Res*. 2006 Jun;40(4):328-36. PMID: 16678205.
163. Gorwood P, Weiller E, Lemming O, et al. Escitalopram prevents relapse in older patients with major depressive disorder. *Am J Geriatr Psychiatry*. 2007 Jul;15(7):581-93. PMID: 17586783.
164. Kamijima K, Burt T, Cohen G, et al. A placebo-controlled, randomized withdrawal study of sertraline for major depressive disorder in Japan. *Int Clin Psychopharmacol*. 2006 Jan;21(1):1-9. PMID: 16317311.
165. Hochstrasser B, Isaksen PM, Koponen H, et al. Prophylactic effect of citalopram in unipolar, recurrent depression: placebo-controlled study of maintenance therapy. *Br J Psychiatry*. 2001 Apr;178:304-10. PMID: 11282808.
166. Klysner R, Bent-Hansen J, Hansen HL, et al. Efficacy of citalopram in the prevention of recurrent depression in elderly patients: placebo-controlled study of maintenance therapy. *Br J Psychiatry*. 2002 Jul;181:29-35. PMID: 12091260.
167. Gilaberte I, Montejo AL, de la Gandara J, et al. Fluoxetine in the prevention of depressive recurrences: a double-blind study. *J Clin Psychopharmacol*. 2001 Aug;21(4):417-24. PMID: 11476126.
168. Terra JL, Montgomery SA. Fluvoxamine prevents recurrence of depression: results of a long-term, double-blind, placebo-controlled study. *Int Clin Psychopharmacol*. 1998 Mar;13(2):55-62. PMID: 9669185.
169. Gelenberg AJ, Trivedi MH, Rush AJ, et al. Randomized, placebo-controlled trial of nefazodone maintenance treatment in preventing recurrence in chronic depression. *Biol Psychiatry*. 2003 Oct 15;54(8):806-17. PMID: 14550680.
170. Claghorn JL, Feighner JP. A double-blind comparison of paroxetine with imipramine in the long-term treatment of depression. *J Clin Psychopharmacol*. 1993 Dec;13(6 Suppl 2):23S-7S. PMID: 8106652.
171. Keller MB, Kocsis JH, Thase ME, et al. Maintenance phase efficacy of sertraline for chronic depression: a randomized controlled trial. *JAMA*. 1998 Nov 18;280(19):1665-72. PMID: 9831997.
172. Kocsis JH, Schatzberg A, Rush AJ, et al. Psychosocial outcomes following long-term, double-blind treatment of chronic depression with sertraline vs placebo. *Arch Gen Psychiatry*. 2002 Aug;59(8):723-8. PMID: 12150648.
173. Lepine JP, Caillard V, Bisserte JC, et al. A randomized, placebo-controlled trial of sertraline for prophylactic treatment of highly recurrent major depressive disorder. *Am J Psychiatry*. 2004 May;161(5):836-42. PMID: 15121648.
174. Wilson KC, Mottram PG, Ashworth L, et al. Older community residents with depression: long-term treatment with sertraline. Randomised, double-blind, placebo-controlled study. *Br J Psychiatry*. 2003 Jun;182:492-7. PMID: 12777339.
175. Montgomery SA, Entsuah R, Hackett D, et al. Venlafaxine versus placebo in the preventive treatment of recurrent major depression. *J Clin Psychiatry*. 2004 Mar;65(3):328-36. PMID: 15096071.
176. Rickels K, Montgomery SA, Tourian KA, et al. Desvenlafaxine for the prevention of relapse in major depressive disorder: results of a randomized trial. *J Clin Psychopharmacol*. 2010 Feb;30(1):18-24. PMID: 20075643.
177. Perahia DG, Maina G, Thase ME, et al. Duloxetine in the prevention of depressive recurrences: a randomized, double-blind, placebo-controlled trial. *J Clin Psychiatry*. 2009 May;70(5):706-16. PMID: 19552867.
178. Kornstein SG, Bose A, Li D, et al. Escitalopram maintenance treatment for prevention of recurrent depression: a randomized, placebo-controlled trial. *J Clin Psychiatry*. 2006 Nov;67(11):1767-75. PMID: 17196058.

179. McGrath PJ, Stewart JW, Quitkin FM, et al. Predictors of relapse in a prospective study of fluoxetine treatment of major depression. *Am J Psychiatry*. 2006 Sep;163(9):1542-8. PMID: 16946178.
180. Reynolds CF, 3rd, Dew MA, Pollock BG, et al. Maintenance treatment of major depression in old age. *N Engl J Med*. 2006 Mar 16;354(11):1130-8. PMID: 16540613.
181. Lustman PJ, Clouse RE, Nix BD, et al. Sertraline for prevention of depression recurrence in diabetes mellitus: a randomized, double-blind, placebo-controlled trial. *Arch Gen Psychiatry*. 2006 May;63(5):521-9. PMID: 16651509.
182. Kocsis JH, Thase ME, Trivedi MH, et al. Prevention of recurrent episodes of depression with venlafaxine ER in a 1-year maintenance phase from the PREVENT Study. *J Clin Psychiatry*. 2007 Jul;68(7):1014-23. PMID: 17685736.
183. Keller MB, Trivedi MH, Thase ME, et al. The Prevention of Recurrent Episodes of Depression with Venlafaxine for Two Years (PREVENT) Study: Outcomes from the 2-year and combined maintenance phases. *J Clin Psychiatry*. 2007 Aug;68(8):1246-56. PMID: 17854250.
184. Kornstein SG. Maintenance therapy to prevent recurrence of depression: summary and implications of the PREVENT study. *Expert Rev Neurother*. 2008 May;8(5):737-42. PMID: 18457530.
185. Kornstein SG, Kocsis JH, Ahmed S, et al. Assessing the efficacy of 2 years of maintenance treatment with venlafaxine extended release 75-225 mg/day in patients with recurrent major depression: a secondary analysis of data from the PREVENT study. *Int Clin Psychopharmacol*. 2008 Nov;23(6):357-63. PMID: 18854724.
186. Fava M, Wiltse C, Walker D, et al. Predictors of relapse in a study of duloxetine treatment in patients with major depressive disorder. *J Affect Disord*. 2009 Mar;113(3):263-71. PMID: 18625521.
187. Thase ME, Gelenberg A, Kornstein SG, et al. Comparing venlafaxine extended release and fluoxetine for preventing the recurrence of major depression: Results from the PREVENT study. *J Psychiatr Res*. 2010 Aug 28; PMID: 20801464.
188. Montgomery SA, Rasmussen JG. Citalopram 20 mg, citalopram 40 mg and placebo in the prevention of relapse of major depression. *Int Clin Psychopharmacol*. 1992 Jun;8:181-8. PMID: 1431025.
189. Montgomery SA, Rasmussen JG, Lyby K, et al. Dose response relationship of citalopram 20 mg, citalopram 40 mg and placebo in the treatment of moderate and severe depression. *Int Clin Psychopharmacol*. 1992 Jun;6 Suppl 5:65-70. PMID: 1431024.
190. Michelson D, Amsterdam JD, Quitkin FM, et al. Changes in weight during a 1-year trial of fluoxetine. *Am J Psychiatry*. 1999 Aug;156(8):1170-6. PMID: 10450256.
191. Baldomero EB, Ubago JG, Cercos CL, et al. Venlafaxine extended release versus conventional antidepressants in the remission of depressive disorders after previous antidepressant failure: ARGOS study. *Depress Anxiety*. 2005 Aug 10;22(2):68-76. PMID: 16094658.
192. Poirier MF, Boyer P. Venlafaxine and paroxetine in treatment-resistant depression. Double-blind, randomised comparison. *Br J Psychiatry*. 1999 Jul;175:12-6. PMID: 10621762.
193. Fang Y, Yuan C, Xu Y, et al. Comparisons of the efficacy and tolerability of extended-release venlafaxine, mirtazapine, and paroxetine in treatment-resistant depression: a double-blind, randomized pilot study in a Chinese population. *J Clin Psychopharmacol*. 2010 Aug;30(4):357-64. PMID: 20571433.
194. Rush AJ, Trivedi MH, Wisniewski SR, et al. Bupropion-SR, sertraline, or venlafaxine-XR after failure of SSRIs for depression. *N Engl J Med*. 2006 Mar 23;354(12):1231-42. PMID: 16554525.
195. Rush AJ, Trivedi MH, Wisniewski SR, et al. Acute and Longer-Term Outcomes in Depressed Outpatients Requiring One or Several Treatment Steps: A STAR*D Report. *Am J Psychiatry*. 2006 Nov;163(11):1905-17. PMID: 17074942.

196. Lenox-Smith AJ, Jiang Q. Venlafaxine extended release versus citalopram in patients with depression unresponsive to a selective serotonin reuptake inhibitor. *Int Clin Psychopharmacol.* 2008;23(3):113-9. PMID: 18408525
197. Corya SA, Williamson D, Sanger TM, et al. A randomized, double-blind comparison of olanzapine/fluoxetine combination, olanzapine, fluoxetine, and venlafaxine in treatment-resistant depression. *Depress Anxiety.* 2006;23(6):364-72. PMID: 16710853.
198. Trivedi MH, Fava M, Wisniewski SR, et al. Medication augmentation after the failure of SSRIs for depression. *N Engl J Med.* 2006 Mar 23;354(12):1243-52. PMID: 16554526.
199. Gaynes BN, Rush AJ, Trivedi M, et al. A direct comparison of presenting characteristics of depressed outpatients from primary vs. specialty care settings: preliminary findings from the STAR*D clinical trial. *Gen Hosp Psychiatry.* 2005 Mar-Apr;27(2):87-96. PMID: 15763119.
200. Gaynes BN, Rush AJ, Trivedi MH, et al. Major depression symptoms in primary care and psychiatric care settings: a cross-sectional analysis. *Ann Fam Med.* 2007 Mar-Apr;5(2):126-34. PMID: 17389536.
201. Fava M, Rosenbaum JF, Hoog SL, et al. Fluoxetine versus sertraline and paroxetine in major depression: tolerability and efficacy in anxious depression. *J Affect Disord.* 2000 Aug;59(2):119-26. PMID: 10837880.
202. Flament MF, Lane RM, Zhu R, et al. Predictors of an acute antidepressant response to fluoxetine and sertraline. *Int Clin Psychopharmacol.* 1999 Sep;14(5):259-75. PMID: 10529069.
203. Boulenger JP, Hermes A, Huusom AK, et al. Baseline anxiety effect on outcome of SSRI treatment in patients with severe depression: escitalopram vs paroxetine. *Curr Med Res Opin.* 2010 Mar;26(3):605-14. PMID: 20067433.
204. Brannan SK, Mallinckrodt CH, Brown EB, et al. Duloxetine 60 mg once-daily in the treatment of painful physical symptoms in patients with major depressive disorder. *J Psychiatr Res.* 2005 Jan;39(1):43-53. PMID: 15504423.
205. Detke MJ, Lu Y, Goldstein DJ, et al. Duloxetine, 60 mg once daily, for major depressive disorder: a randomized double-blind placebo-controlled trial. *J Clin Psychiatry.* 2002 Apr;63(4):308-15. PMID: 12000204.
206. Detke MJ, Lu Y, Goldstein DJ, et al. Duloxetine 60 mg once daily dosing versus placebo in the acute treatment of major depression. *J Psychiatr Res.* 2002 Nov-Dec;36(6):383-90. PMID: 12393307.
207. Brecht S, Courtecuisse C, Debieuvre C, et al. Efficacy and safety of duloxetine 60 mg once daily in the treatment of pain in patients with major depressive disorder and at least moderate pain of unknown etiology: a randomized controlled trial. *J Clin Psychiatry.* 2007 Nov;68(11):1707-16. PMID: 18052564.
208. Raskin J, Xu JY, Kajdasz DK. Time to response for duloxetine 60 mg once daily versus placebo in elderly patients with major depressive disorder. *Int Psychogeriatr.* 2008 Apr;20(2):309-27. PMID: 17588276.
209. Khan A, Upton GV, Rudolph RL, et al. The use of venlafaxine in the treatment of major depression and major depression associated with anxiety: a dose-response study. Venlafaxine Investigator Study Group. *J Clin Psychopharmacol.* 1998 Feb;18(1):19-25. PMID: 9472838.
210. Jefferson JW, Rush AJ, Nelson JC, et al. Extended-release bupropion for patients with major depressive disorder presenting with symptoms of reduced energy, pleasure, and interest: findings from a randomized, double-blind, placebo-controlled study. *J Clin Psychiatry.* 2006 Jun;67(6):865-73. PMID: 16848645.
211. McCall WV, Blocker JN, D'Agostino Jr R, et al. Treatment of insomnia in depressed insomniacs: Effects on health-related quality of life, objective and self-reported sleep, and depression. *Journal of Clinical Sleep Medicine.* 2010;6(4):322-9.
212. Fava M, McCall WV, Krystal A, et al. Eszopiclone co-administered with fluoxetine in patients with insomnia coexisting with major depressive disorder. *Biol Psychiatry.* 2006 Jun 1;59(11):1052-60. PMID: 16581036.

213. Clerc GE, Ruimy P, Verdeau-Palles J. A double-blind comparison of venlafaxine and fluoxetine in patients hospitalized for major depression and melancholia. The Venlafaxine French Inpatient Study Group. *Int Clin Psychopharmacol*. 1994 Sep;9(3):139-43. PMID: 7814822.
214. Ashman TA, Cantor JB, Gordon WA, et al. A randomized controlled trial of sertraline for the treatment of depression in persons with traumatic brain injury. *Arch Phys Med Rehabil*. 2009 May;90(5):733-40. PMID: 19406291.
215. Garakani A, Martinez JM, Marcus S, et al. A randomized, double-blind, and placebo-controlled trial of quetiapine augmentation of fluoxetine in major depressive disorder. *Int Clin Psychopharmacol*. 2008 Sep;23(5):269-75. PMID: 18703936.
216. Goldstein DJ, Lu Y, Detke MJ, et al. Duloxetine in the treatment of depression: a double-blind placebo-controlled comparison with paroxetine. *J Clin Psychopharmacol*. 2004 Aug;24(4):389-99. PMID: 15232330.
217. Spielmans GI. Duloxetine does not relieve painful physical symptoms in depression: a meta-analysis. *Psychother Psychosom*. 2008;77(1):12-6. PMID: 18087203.
218. Krebs EE, Gaynes BN, Gartlehner G, et al. Treating the physical symptoms of depression with second-generation antidepressants: a systematic review and metaanalysis. *Psychosomatics*. 2008 May-Jun;49(3):191-8. PMID: 18448772.
219. Raskin J, Wiltse CG, Siegal A, et al. Efficacy of duloxetine on cognition, depression, and pain in elderly patients with major depressive disorder: an 8-week, double-blind, placebo-controlled trial. *Am J Psychiatry*. 2007 Jun;164(6):900-9. PMID: 17541049.
220. U.S. Food and Drug Administration. Guidance for Industry and Investigators. Safety Reporting Requirements for INDs and BA/BE Studies. Draft Guidance. Rockville, MD: U. S. Food and Drug Administration September 29, 2010. www.fda.gov/downloads/Drugs/GuidanceComplianceRegulatoryInformation/Guidances/UCM227351.pdf.
221. Cipriani A, La Ferla T, Furukawa TA, et al. Sertraline versus other antidepressive agents for depression. *Cochrane Database Syst Rev*. 2010(4):CD006117. PMID: 20393946.
222. Brambilla P, Cipriani A, Hotopf M, et al. Side-effect profile of fluoxetine in comparison with other SSRIs, tricyclic and newer antidepressants: a meta-analysis of clinical trial data. *Pharmacopsychiatry*. 2005 Mar;38(2):69-77. PMID: 15744630.
223. Mackay FR, Dunn NR, Martin RM, et al. Newer antidepressants: a comparison of tolerability in general practice. *Br J Gen Pract*. 1999 Nov;49(448):892-6. PMID: 10818655.
224. Mackay FJ, Dunn NR, Mann RD. Antidepressants and the serotonin syndrome in general practice. *Br J Gen Pract*. 1999 Nov;49(448):871-4. PMID: 10818650.
225. Meijer WE, Heerdink ER, van Eijk JT, et al. Adverse events in users of sertraline: results from an observational study in psychiatric practice in The Netherlands. *Pharmacoepidemiol Drug Saf*. 2002 Dec;11(8):655-62. PMID: 12512241.
226. Greist J, McNamara RK, Mallinckrodt CH, et al. Incidence and duration of antidepressant-induced nausea: duloxetine compared with paroxetine and fluoxetine. *Clin Ther*. 2004 Sep;26(9):1446-55. PMID: 15531007.
227. Kasper S, Baldwin DS, Larsson Lonn S, et al. Superiority of escitalopram to paroxetine in the treatment of depression. *Eur Neuropsychopharmacol*. 2009;19(4):229-37. PMID: 19185467.
228. Wise TN, Perahia DGS, Pangallo BA, et al. Effects of the antidepressant duloxetine on body weight: Analyses of 10 clinical studies. *Primary Care Companion to the Journal of Clinical Psychiatry*. 2006;8(5):269-78. PMID: 2006493847.
229. Goldstein DJ, Hamilton SH, Masica DN, et al. Fluoxetine in medically stable, depressed geriatric patients: effects on weight. *J Clin Psychopharmacol*. 1997 Oct;17(5):365-9. PMID: 9315987.

230. Croft H, Houser TL, Jamerson BD, et al. Effect on body weight of bupropion sustained-release in patients with major depression treated for 52 weeks. *Clin Ther*. 2002 Apr;24(4):662-72. PMID: 12017410.
231. Judge R, Parry MG, Quail D, et al. Discontinuation symptoms: comparison of brief interruption in fluoxetine and paroxetine treatment. *Int Clin Psychopharmacol*. 2002 Sep;17(5):217-25. PMID: 12177584.
232. Montgomery SA, Andersen HF. Escitalopram versus venlafaxine XR in the treatment of depression. *Int Clin Psychopharmacol*. 2006 Sep;21(5):297-309. PMID: 16877901.
233. Expert Working Group of the Committee on Safety of Medicines (CSM). Report of the CSM expert working group on the safety of selective serotonin reuptake inhibitor antidepressants. United Kingdom: Author; 2004.
234. Zajecka J, Fawcett J, Amsterdam J, et al. Safety of abrupt discontinuation of fluoxetine: a randomized, placebo-controlled study. *J Clin Psychopharmacol*. 1998 Jun;18(3):193-7. PMID: 9617977.
235. Perahia DG, Kajdasz DK, Desai D, et al. Symptoms following abrupt discontinuation of duloxetine treatment in patients with major depressive disorder. *J Affect Disord*. 2005 Dec;89(1-3):207-12. PMID: 16266753.
236. Mackay FJ, Dunn NR, Wilton LV, et al. A comparison of fluvoxamine, fluoxetine, sertraline and paroxetine examined by observational cohort studies. *Pharmacoepidemiol Drug Saf*. 1997 Jul;6(4):235-46. PMID: 15073774.
237. Clayton AH, Croft HA, Horrigan JP, et al. Bupropion extended release compared with escitalopram: effects on sexual functioning and antidepressant efficacy in 2 randomized, double-blind, placebo-controlled studies. *J Clin Psychiatry*. 2006 May;67(5):736-46. PMID: 16841623.
238. Fergusson D, Doucette S, Glass KC, et al. Association between suicide attempts and selective serotonin reuptake inhibitors: systematic review of randomised controlled trials. *BMJ*. 2005 Feb 19;330(7488):396. PMID: 15718539.
239. Martinez C, Rietbrock S, Wise L, et al. Antidepressant treatment and the risk of fatal and non-fatal self harm in first episode depression: nested case-control study. *BMJ*. 2005 Feb 19;330(7488):389. PMID: 15718538.
240. Gunnell D, Saperia J, Ashby D. Selective serotonin reuptake inhibitors (SSRIs) and suicide in adults: meta-analysis of drug company data from placebo controlled, randomised controlled trials submitted to the MHRA's safety review. *BMJ*. 2005 Feb 19;330(7488):385. PMID: 15718537.
241. Didham RC, McConnell DW, Blair HJ, et al. Suicide and self-harm following prescription of SSRIs and other antidepressants: confounding by indication. *Br J Clin Pharmacol*. 2005 Nov;60(5):519-25. PMID: 16236042.
242. Jick H, Kaye JA, Jick SS. Antidepressants and the risk of suicidal behaviors. *JAMA*. 2004 Jul 21;292(3):338-43. PMID: 15265848.
243. Jick SS, Dean AD, Jick H. Antidepressants and suicide. *BMJ*. 1995 Jan 28;310(6974):215-8. PMID: 7677826.
244. Jick H, Ulcickas M, Dean A. Comparison of frequencies of suicidal tendencies among patients receiving fluoxetine, lofepramine, mianserin, or trazodone. *Pharmacotherapy*. 1992;12(6):451-4. PMID: 1492009.
245. Aursnes I, Tvette IF, Gaasemyr J, et al. Suicide attempts in clinical trials with paroxetine randomised against placebo. *BMC Med*. 2005 Aug 22;3:14. PMID: 16115311.
246. Khan A, Khan S, Kolts R, et al. Suicide rates in clinical trials of SSRIs, other antidepressants, and placebo: analysis of FDA reports. *Am J Psychiatry*. 2003 Apr;160(4):790-2. PMID: 12668373.
247. Lopez-libor JJ. Reduced suicidality with paroxetine. *European Psychiatry*. 1993;8(Suppl 1):17S-9S.
248. Olfson M, Marcus SC. A case-control study of antidepressants and attempted suicide during early phase treatment of major depressive episodes. *J Clin Psychiatry*. 2008;69(3):425-32. PMID: 2008189301.

249. Barbui C, Esposito E, Cipriani A. Selective serotonin reuptake inhibitors and risk of suicide: A systematic review of observational studies. *Can Med Assoc J*. 2009;180(3):291-7. PMID: 19188627.
250. Schneeweiss S, Patrick AR, Solomon DH, et al. Variation in the risk of suicide attempts and completed suicides by antidepressant agent in adults: a propensity score-adjusted analysis of 9 years' data. *Arch Gen Psychiatry*. 2010 May;67(5):497-506. PMID: 20439831.
251. Rahme E, Dasgupta K, Turecki G, et al. Risks of suicide and poisoning among elderly patients prescribed selective serotonin reuptake inhibitors: a retrospective cohort study. *J Clin Psychiatry*. 2008 Mar;69(3):349-57. PMID: 18278986.
252. Friedman RA, Leon AC. Expanding the black box - depression, antidepressants, and the risk of suicide. *N Engl J Med*. 2007;356(23):2343-6. PMID: 17485726.
253. Pedersen AG. Escitalopram and suicidality in adult depression and anxiety. *Int Clin Psychopharmacol*. 2005 May;20(3):139-43. PMID: 15812263.
254. Montejo AL, Llorca G, Izquierdo JA, et al. Incidence of sexual dysfunction associated with antidepressant agents: a prospective multicenter study of 1022 outpatients. Spanish Working Group for the Study of Psychotropic-Related Sexual Dysfunction. *J Clin Psychiatry*. 2001;62 Suppl 3:10-21. PMID: 11229449.
255. Philipp M, Tiller JW, Baier D, et al. Comparison of moclobemide with selective serotonin reuptake inhibitors (SSRIs) on sexual function in depressed adults. The Australian and German Study Groups. *Eur Neuropsychopharmacol*. 2000 Sep;10(5):305-14. PMID: 10974600.
256. Kennedy SH, Eisfeld BS, Dickens SE, et al. Antidepressant-induced sexual dysfunction during treatment with moclobemide, paroxetine, sertraline, and venlafaxine. *J Clin Psychiatry*. 2000 Apr;61(4):276-81. PMID: 10830148.
257. Ferguson JM, Shrivastava RK, Stahl SM, et al. Reemergence of sexual dysfunction in patients with major depressive disorder: double-blind comparison of nefazodone and sertraline. *J Clin Psychiatry*. 2001 Jan;62(1):24-9. PMID: 11235924.
258. Clayton A, Kornstein S, Prakash A, et al. Changes in sexual functioning associated with duloxetine, escitalopram, and placebo in the treatment of patients with major depressive disorder. *J Sex Med*. 2007 Jul;4(4 Pt 1):917-29. PMID: 17627739.
259. Delgado PL, Brannan SK, Mallinckrodt CH, et al. Sexual functioning assessed in 4 double-blind placebo- and paroxetine-controlled trials of duloxetine for major depressive disorder. *J Clin Psychiatry*. 2005 Jun;66(6):686-92. PMID: 15960560.
260. Segraves RT, Kavoussi R, Hughes AR, et al. Evaluation of sexual functioning in depressed outpatients: a double-blind comparison of sustained-release bupropion and sertraline treatment. *J Clin Psychopharmacol*. 2000 Apr;20(2):122-8. PMID: 10770448.
261. Nieuwstraten CE, Dolovich LR. Bupropion versus selective serotonin-reuptake inhibitors for treatment of depression. *Ann Pharmacother*. 2001 Dec;35(12):1608-13. PMID: 11793630.
262. Clayton AH, Pradko JF, Croft HA, et al. Prevalence of sexual dysfunction among newer antidepressants. *J Clin Psychiatry*. 2002 Apr;63(4):357-66. PMID: 12000211.
263. Whyte IM, Dawson AH, Buckley NA. Relative toxicity of venlafaxine and selective serotonin reuptake inhibitors in overdose compared to tricyclic antidepressants. *QJM*. 2003 May;96(5):369-74. PMID: 12702786.
264. Dunner DL, Zisook S, Billow AA, et al. A prospective safety surveillance study for bupropion sustained-release in the treatment of depression. *J Clin Psychiatry*. 1998 Jul;59(7):366-73. PMID: 9714265.
265. Johnston JA, Lineberry CG, Ascher JA, et al. A 102-center prospective study of seizure in association with bupropion. *J Clin Psychiatry*. 1991 Nov;52(11):450-6. PMID: 1744061.

266. Martinez C, Assimes TL, Mines D, et al. Use of venlafaxine compared with other antidepressants and the risk of sudden cardiac death or near death: a nested case-control study. *BMJ*. 340:c249. PMID: 20139216.
267. Vestergaard P, Rejnmark L, Mosekilde L. Selective serotonin reuptake inhibitors and other antidepressants and risk of fracture. *Calcif Tissue Int*. 2008;82(2):92-101. PMID: 18219438.
268. Buckley NA, McManus PR. Fatal toxicity of serotonergic and other antidepressant drugs: analysis of United Kingdom mortality data. *BMJ*. 2002 Dec 7;325(7376):1332-3. PMID: 12468481.
269. Thapa PB, Gideon P, Cost TW, et al. Antidepressants and the risk of falls among nursing home residents. *N Engl J Med*. 1998 Sep 24;339(13):875-82. PMID: 9744971.
270. Andersohn F, Schade R, Suissa S, et al. Long-term use of antidepressants for depressive disorders and the risk of diabetes mellitus. *Am J Psychiatry*. 2009 May;166(5):591-8. PMID: 19339356.
271. Aursnes I, Gjertsen MK. Common adverse events associated with an SSRI: meta-analysis of early paroxetine data. *Pharmacoepidemiol Drug Saf*. 2008 Jul;17(7):707-13. PMID: 18383561.
272. Ekselius L, von Knorring L. Effect on sexual function of long-term treatment with selective serotonin reuptake inhibitors in depressed patients treated in primary care. *J Clin Psychopharmacol*. 2001 Apr;21(2):154-60. PMID: 11270911.
273. Chen Y, Guo JJ, Li H, et al. Risk of cerebrovascular events associated with antidepressant use in patients with depression: A population-based, nested case-control study. *Ann Pharmacother*. 2008;42(2):177-84.
274. Trifirò G, Dieleman J, Sen EF, et al. Risk of ischemic stroke associated with antidepressant drug use in elderly persons. *J Clin Psychopharmacol*. 2010;30(3):252-8. PMID: 20473059.
275. Jick SS, Li L. Antidepressant drug use and risk of venous thromboembolism. *Pharmacotherapy*. 2008;28(2):144-50. PMID: 18225961.
276. Ziere G, Dieleman JP, Van Der Cammen TJM, et al. Selective serotonin reuptake inhibiting antidepressants are associated with an increased risk of nonvertebral fractures. *J Clin Psychopharmacol*. 2008;28(4):411-7. PMID: 18626268.
277. Barbui C, Andretta M, De Vitis G, et al. Antidepressant drug prescription and risk of abnormal bleeding: A case-control study. *J Clin Psychopharmacol*. 2009;29(1):33-8. PMID: 19142104.
278. Targownik LE, Bolton JM, Metge CJ, et al. Selective serotonin reuptake inhibitors are associated with a modest increase in the risk of upper gastrointestinal bleeding. *Am J Gastroenterol*. 2009 Jun;104(6):1475-82. PMID: 19491861.
279. de Abajo FJ, Garcia-Rodriguez LA. Risk of upper gastrointestinal tract bleeding associated with selective serotonin reuptake inhibitors and venlafaxine therapy: interaction with nonsteroidal anti-inflammatory drugs and effect of acid-suppressing agents. *Arch Gen Psychiatry*. 2008 Jul;65(7):795-803. PMID: 18606952.
280. Stewart DE. Hepatic adverse reactions associated with nefazodone. *Can J Psychiatry*. 2002 May;47(4):375-7. PMID: 12025437.
281. Strombom I, Wernicke JF, Seeger J, et al. Hepatic effects of duloxetine-III: analysis of hepatic events using external data sources. *Curr Drug Saf*. 2008 May;3(2):154-62. PMID: 18690993.
282. Kirby D, Harrigan S, Ames D. Hyponatraemia in elderly psychiatric patients treated with Selective Serotonin Reuptake Inhibitors and venlafaxine: a retrospective controlled study in an inpatient unit. *Int J Geriatr Psychiatry*. 2002 Mar;17(3):231-7. PMID: 11921151.
283. Liu BA, Mittmann N, Knowles SR, et al. Hyponatremia and the syndrome of inappropriate secretion of antidiuretic hormone associated with the use of selective serotonin reuptake inhibitors: a review of spontaneous reports. *CMAJ*. 1996 Sep;155(5):519-27. PMID: 8804257.

284. Mason PJ, Morris VA, Balcezak TJ. Serotonin syndrome. Presentation of 2 cases and review of the literature. *Medicine (Baltimore)*. 2000 Jul;79(4):201-9. PMID: 10941349.
285. Cramer JA, Roy A, Burrell A, et al. Medication compliance and persistence: terminology and definitions. *Value Health*. 2008 Jan-Feb;11(1):44-7. PMID: 18237359.
286. Petrakis I, Carroll KM, Nich C, et al. Fluoxetine treatment of depressive disorders in methadone-maintained opioid addicts. *Drug Alcohol Depend*. 1998 May 1;50(3):221-6. PMID: 9649975.
287. Claxton A, de Klerk E, Parry M, et al. Patient compliance to a new enteric-coated weekly formulation of fluoxetine during continuation treatment of major depressive disorder. *J Clin Psychiatry*. 2000 Dec;61(12):928-32. PMID: 11206598.
288. Stang P, Young S, Hogue S. Better patient persistence with once-daily bupropion compared with twice-daily bupropion. *Am J Ther*. 2007 Jan-Feb;14(1):20-4. PMID: 17303971.
289. Doraiswamy PM, Khan ZM, Donahue RM, et al. Quality of life in geriatric depression: a comparison of remitters, partial responders, and nonresponders. *Am J Geriatr Psychiatry*. 2001 Fall;9(4):423-8. PMID: 11739069.
290. Geretsegger C, Bohmer F, Ludwig M. Paroxetine in the elderly depressed patient: randomized comparison with fluoxetine of efficacy, cognitive and behavioural effects. *Int Clin Psychopharmacol*. 1994 Spring;9(1):25-9. PMID: 8195578.
291. Schatzberg A, Roose S. A double-blind, placebo-controlled study of venlafaxine and fluoxetine in geriatric outpatients with major depression. *Am J Geriatr Psychiatry*. 2006 Apr;14(4):361-70. PMID: 16582045.
292. Echeverry D, Duran P, Bonds C, et al. Effect of pharmacological treatment of depression on A1C and quality of life in low-income hispanics and African Americans with diabetes: A randomized, double-blind, placebo-controlled trial. *Diabetes Care*. 2009;32(12):2156-60. PMID: 19729522.
293. Rabkin JG, Wagner GJ, McElhiney MC, et al. Testosterone versus fluoxetine for depression and fatigue in HIV/AIDS: a placebo-controlled trial. *J Clin Psychopharmacol*. 2004 Aug;24(4):379-85. PMID: 15232328.
294. Rabkin JG, Wagner GJ, Rabkin R. Fluoxetine treatment for depression in patients with HIV and AIDS: a randomized, placebo-controlled trial. *Am J Psychiatry*. 1999 Jan;156(1):101-7. PMID: 9892304.
295. Gual A, Balcells M, Torres M, et al. Sertraline for the prevention of relapse in detoxicated alcohol dependent patients with a comorbid depressive disorder: a randomized controlled trial. *Alcohol Alcohol*. 2003 Nov-Dec;38(6):619-25. PMID: 14633652.
296. Hernandez-Avila CA, Modesto-Lowe V, Feinn R, et al. Nefazodone treatment of comorbid alcohol dependence and major depression. *Alcohol Clin Exp Res*. 2004 Mar;28(3):433-40. PMID: 15084901.
297. Moak DH, Anton RF, Latham PK, et al. Sertraline and cognitive behavioral therapy for depressed alcoholics: results of a placebo-controlled trial. *J Clin Psychopharmacol*. 2003 Dec;23(6):553-62. PMID: 14624185.
298. Lyketsos CG, DelCampo L, Steinberg M, et al. Treating depression in Alzheimer disease: efficacy and safety of sertraline therapy, and the benefits of depression reduction: the DIADS. *Arch Gen Psychiatry*. 2003 Jul;60(7):737-46. PMID: 12860778.
299. Glassman AH, O'Connor CM, Califf RM, et al. Sertraline treatment of major depression in patients with acute MI or unstable angina. *JAMA*. 2002 Aug 14;288(6):701-9. PMID: 12169073.
300. Strik JJ, Honig A, Lousberg R, et al. Efficacy and safety of fluoxetine in the treatment of patients with major depression after first myocardial infarction: findings from a double-blind, placebo-controlled trial. *Psychosom Med*. 2000 Nov-Dec;62(6):783-9. PMID: 11138997.
301. Andersen G, Vestergaard K, Lauritzen L. Effective treatment of poststroke depression with the selective serotonin reuptake inhibitor citalopram. *Stroke*. 1994 Jun;25(6):1099-104. PMID: 8202964.

302. Murray V, Von Arbin M, Bartfai A, et al. Double-blind comparison of sertraline and placebo in stroke patients with minor depression and less severe major depression. *J Clin Psychiatry*. 2005;66(6):708-16.
303. Li LT, Wang SH, Ge HY, et al. The beneficial effects of the herbal medicine Free and Easy Wanderer Plus (FEWP) and fluoxetine on post-stroke depression. *J Altern Complement Med*. 2008 Sep;14(7):841-6. PMID: 18721085.
304. Kranzler HR, Mueller T, Cornelius J, et al. Sertraline treatment of co-occurring alcohol dependence and major depression. *J Clin Psychopharmacol*. 2006 Feb;26(1):13-20. PMID: 16415699.
305. Wohlreich MM, Sullivan MD, Mallinckrodt CH, et al. Duloxetine for the treatment of recurrent major depressive disorder in elderly patients: treatment outcomes in patients with comorbid arthritis. *Psychosomatics*. 2009 Jul-Aug;50(4):402-12. PMID: 19687181.
306. Silverstone PH, Salinas E. Efficacy of venlafaxine extended release in patients with major depressive disorder and comorbid generalized anxiety disorder. *J Clin Psychiatry*. 2001 Jul;62(7):523-9. PMID: 11488362.
307. Ehde DM, Kraft GH, Chwastiak L, et al. Efficacy of paroxetine in treating major depressive disorder in persons with multiple sclerosis. *Gen Hosp Psychiatry*. 2008 Jan-Feb;30(1):40-8. PMID: 18164939.
308. Lesperance F, Frasare-Smith N, Koszycki D, et al. Effects of citalopram and interpersonal psychotherapy on depression in patients with coronary artery disease: the Canadian Cardiac Randomized Evaluation of Antidepressant and Psychotherapy Efficacy (CREATE) trial. *JAMA*. 2007 Jan 24;297(4):367-79. PMID: 17244833.
309. Honig A, Kuyper AM, Schene AH, et al. Treatment of post-myocardial infarction depressive disorder: a randomized, placebo-controlled trial with mirtazapine. *Psychosom Med*. 2007 Sep-Oct;69(7):606-13. PMID: 17846258.
310. Rosenberg PB, Drye LT, Martin BK, et al. Sertraline for the treatment of depression in alzheimer disease. *Am J Geriatr Psychiatry*. 2010;18(2):136-45. PMID: 20087081.
311. O'Connor CM, Jiang W, Kuchibhatla M, et al. Safety and efficacy of sertraline for depression in patients with heart failure: Results of the SADHART-CHF (Sertraline against depression and heart disease in chronic heart failure) trial. *J Am Coll Cardiol*. 2010;56(9):692-9. PMID: 20723799.
312. Fisch MJ, Loehrer PJ, Kristeller J, et al. Fluoxetine versus placebo in advanced cancer outpatients: a double-blinded trial of the Hoosier Oncology Group. *J Clin Oncol*. 2003 May 15;21(10):1937-43. PMID: 12743146.
313. Bush DE, Ziegelstein RC, Patel UV, et al. Post-myocardial infarction depression. *Evid Rep Technol Assess (Summ)*. 2005 May(123):1-8. PMID: 15989376.
314. Oslin DW, Ten Have TR, Streim JE, et al. Probing the safety of medications in the frail elderly: evidence from a randomized clinical trial of sertraline and venlafaxine in depressed nursing home residents. *J Clin Psychiatry*. 2003 Aug;64(8):875-82. PMID: 12927001.
315. Thase ME, Entsuah R, Cantillon M, et al. Relative Antidepressant Efficacy of Venlafaxine and SSRIs: Sex-Age Interactions. *J Womens Health (Larchmt)*. 2005 Sep;14(7):609-16. PMID: 16181017.
316. Entsuah AR, Huang H, Thase ME. Response and remission rates in different subpopulations with major depressive disorder administered venlafaxine, selective serotonin reuptake inhibitors, or placebo. *J Clin Psychiatry*. 2001 Nov;62(11):869-77. PMID: 11775046.
317. Wagner GJ, Maguen S, Rabkin JG. Ethnic differences in response to fluoxetine in a controlled trial with depressed HIV-positive patients. *Psychiatr Serv*. 1998 Feb;49(2):239-40. PMID: 9575014.
318. Lewis-Fernández R, Blanco C, Mallinckrodt CH, et al. Duloxetine in the treatment of major depressive disorder: Comparisons of safety and efficacy in U.S. Hispanic and majority Caucasian patients. *J Clin Psychiatry*. 2006 Sep; 2006;67(9):1379-90. PMID: 17017824.

319. Bailey RK, Mallinckrodt CH, Wohlreich MM, et al. Duloxetine in the treatment of major depressive disorder: comparisons of safety and efficacy. *J Natl Med Assoc.* 2006 Mar;98(3):437-47. PMID: 16573311.
320. Stewart DE, Wohlreich MM, Mallinckrodt CH, et al. Duloxetine in the treatment of major depressive disorder: comparisons of safety and tolerability in male and female patients. *J Affect Disord.* 2006 Aug;94(1-3):183-9. PMID: 16780958.
321. Norman GR, Sloan JA, Wyrwich KW. Interpretation of changes in health-related quality of life: the remarkable universality of half a standard deviation. *Med Care.* 2003 May;41(5):582-92. PMID: 12719681.
322. Cipriani A, Furukawa TA, Geddes JR, et al. Does randomized evidence support sertraline as first-line antidepressant for adults with acute major depression? A systematic review and meta-analysis. *J Clin Psychiatry.* 2008 Nov;69(11):1732-42. PMID: 19026250.
323. Omori IM, Watanabe N, Nakagawa A, et al. Efficacy, tolerability and side-effect profile of fluvoxamine for major depression: Meta-analysis. *J Psychopharmacol (Oxf).* 2009 Jul;23(5):539-50. PMID: 18562407.
324. Watanabe N, Omori IM, Nakagawa A, et al. Mirtazapine versus other antidepressants in the acute-phase treatment of adults with major depression: Systematic review and meta-analysis. *J Clin Psychiatry.* 2008 Sep;69(9):1404-15. PMID: 19193341.
325. Weinmann S, Becker T, Koesters M. Re-evaluation of the efficacy and tolerability of venlafaxine vs SSRI: meta-analysis (Structured abstract). *Psychopharmacology (Berl).* 2008;4:511-20. PMID: 17955213.
326. Girardi P, Pompili M, Innamorati M, et al. Duloxetine in acute major depression: review of comparisons to placebo and standard antidepressants using dissimilar methods. *Hum Psychopharmacol.* 2009 Apr;24(3):177-90. PMID: 19229839.
327. Eckert L, Falissard B. Using meta-regression in performing indirect-comparisons: comparing escitalopram with venlafaxine XR. *Curr Med Res Opin.* 2006 Nov;22(11):2313-21. PMID: 17076991.
328. Eckert L, Lançon C. Duloxetine compared with fluoxetine and venlafaxine: Use of meta-regression analysis for indirect comparisons. *BMC Psychiatry.* 2006 Jul 24;6:30. PMID: 16867188.
329. Cipriani A, Furukawa TA, Salanti G, et al. Comparative efficacy and acceptability of 12 new-generation antidepressants: a multiple-treatments meta-analysis. *Lancet.* 2009 Feb 28;373(9665):746-58. PMID: 19185342.
330. Gartlehner G, Gaynes BN, Hansen RA, et al. Ranking antidepressants. *Lancet.* 2009 May 23;373(9677):1761; author reply -2. PMID: 19465225.
331. Ioannidis JP. Ranking antidepressants. *Lancet.* 2009 May 23;373(9677):1759-60; author reply 61-2. PMID: 19465221.
332. Turner E, Moreno SG, Sutton AJ. Ranking antidepressants. *Lancet.* 2009 May 23;373(9677):1760; author reply 1-2. PMID: 19465223.
333. Seyringer ME, Kasper S. Ranking antidepressants. *Lancet.* 2009 May 23;373(9677):1760-1; author reply 1-2. PMID: 19465224.
334. Schwan S, Hallberg P. Ranking antidepressants. *Lancet.* 2009 May 23;373(9677):1761; author reply -2. PMID: 19465226.
335. Bagby RM, Ryder AG, Schuller DR, et al. The Hamilton Depression Rating Scale: has the gold standard become a lead weight? *Am J Psychiatry.* 2004 Dec;161(12):2163-77. PMID: 15569884.
336. Bair MJ, Robinson RL, Katon W, et al. Depression and pain comorbidity: a literature review. *Arch Intern Med.* 2003 Nov 10;163(20):2433-45. PMID: 14609780.
337. Gaynes B, Lux L, Lloyd S, et al. Nonpharmacologic Interventions for Treatment-Resistant Depression in Adults. Comparative Effectiveness Review No. 33. AHRQ Publication No. 11-EHC056-EF. Rockville (MD): Agency for Healthcare Research and Quality; 2011.

Appendix A. Search Strategy

PubMed Search as Reported in 2007 Report:

#16 Search "Antidepressive Agents, Second-Generation"[MeSH] OR "Fluoxetine"[MeSH] OR "Sertraline"[MeSH] OR "Paroxetine"[MeSH] OR "Citalopram"[MeSH] OR "Fluvoxamine"[MeSH] OR "Bupropion"[MeSH] OR "nefazodone"[Substance Name] OR "mirtazapine"[Substance Name] OR "venlafaxine"[Substance Name] OR "escitalopram" [tw] OR "duloxetine"[Substance Name] OR "Trazodone"[MeSH] =13604

#22 Search ("Depressive Disorder"[MeSH] OR "Depressive Disorder, Major"[MeSH]) OR "depression, involuntal" [tw] OR "Dysthymic Disorder"[MeSH] OR "subsyndronal depressive disorder" [tw] 47030

#23 Search #16 AND #22 = 4043

#24 Search #16 AND #22 Field: All Fields, Limits: All Adult: 19+ years, English, Humans = 2783

#29 Search ("Randomized Controlled Trial"[Publication Type] OR "Randomized Controlled Trials"[MeSH]) OR "Single-Blind Method"[MeSH] OR "Double-Blind Method"[MeSH] OR "Random Allocation"[MeSH] = 292497

#30 Search #24 AND #29 = 1056

#35 Search #24 NOT #30 Field: All Fields = 1727

#38 Search "Quality of Life"[MeSH] OR "Hospitalization"[MeSH] = 137196

#39 Search #35 AND #38 = 43

Adverse Events

#42 Search "adverse events" [tw] OR "drug hypersensitivity" [mh] OR "drug toxicity" [mh] OR hyponatremia [mh] OR seizures [mh] OR suicide [mh] OR "weight gain" [mh] OR "gastroesophageal reflux" [mh] OR libido [mh] OR hepatotoxicity [tw] = 124762

Longitudinal Studies

#44 Search longitudinal studies [mh] OR cohort studies [mh] OR case-control studies [mh] OR comparative study [mh] OR "observational studies" [tw] = 1819544

#45 Search #35 AND #42 = 226

#46 Search #35 AND #44 = 371

Drug Interactions

#47 Search drug interactions [mh] = 103115

#48 Search #35 AND #47 = 144

#51 Search "Recurrence"[MeSH] OR remission [tw] OR relapse [tw] = 193920

#52 Search #35 AND #51 = 173

Similar Search Strategy in EMBASE = 133

Total Database = 1922

PubMed Search (September 4, 2010)

Search	Most Recent Queries	Result
#1	Search "Antidepressive Agents, Second-Generation"[MeSH] OR "Fluoxetine"[MeSH] OR "Sertraline"[MeSH] OR "Paroxetine"[MeSH] OR "Citalopram"[MeSH] OR "Fluvoxamine"[MeSH] OR "Bupropion"[MeSH] OR "nefazodone"[Substance Name] OR "mirtazapine"[Substance Name] OR "venlafaxine"[Substance Name] OR "escitalopram" [tw] OR "duloxetine"[Substance Name] OR "Trazodone"[MeSH]	18899
#13	Search "Antidepressive Agents, Second-Generation"[MeSH] OR "Fluoxetine"[MeSH] OR "Sertraline"[MeSH] OR "Paroxetine"[MeSH] OR "Citalopram"[MeSH] OR "Fluvoxamine"[MeSH] OR "Bupropion"[MeSH] OR "nefazodone"[Substance Name] OR "mirtazapine"[Substance Name] OR "venlafaxine"[Substance Name] OR "escitalopram" [tw] OR "duloxetine"[Substance Name] OR "Trazodone"[MeSH] Limits: Entrez Date from 2005/01/01, Humans, English, All Adult: 19+ years	2640
#14	Search "O-desmethylvenlafaxine "[Substance Name] OR desvenlafaxine	96
#15	Search "O-desmethylvenlafaxine "[Substance Name] OR desvenlafaxine Limits: Humans, English, All Adult: 19+ years	37
#16	Search #15 OR #13	2666
#17	Search ("Depressive Disorder"[MeSH] OR "Depressive Disorder, Major"[MeSH]) OR "depression, involuntional" [tw] OR "Dysthymic Disorder"[MeSH] OR "subsyndronal depressive disorder" [tw]	61592
#18	Search #16 AND #17	1028
#19	Search ("Randomized Controlled Trial"[Publication Type] OR "Randomized Controlled Trials"[MeSH]) OR "Single-Blind Method"[MeSH] OR "Double-Blind Method"[MeSH] OR "Random Allocation"[MeSH]	345509
#20	Search #19 AND #18	404
#21	Search "Quality of Life"[MeSH] OR "Hospitalization"[MeSH]	191076
#22	Search #21 AND #18	52
#23	Search "adverse events"[tw] OR "drug hypersensitivity"[MeSH] OR "drug toxicity"[MeSH] OR "hyponatremia"[MeSH] OR "seizures"[MeSH] OR "suicide"[MeSH] OR "weight gain"[MeSH] OR "gastroesophageal reflux"[MeSH] OR "libido"[MeSH] OR "hepatotoxicity"[tw]	176101
#24	Search #18 AND #23	222
#25	Search "longitudinal studies"[MeSH] OR "cohort studies"[MeSH] OR "case-control studies"[MeSH] OR "comparative study"[MeSH] OR "observational studies" [tw]	1055406
#26	Search "Comparative Study"[Publication Type]	1433347
#27	Search #26 OR #25	2290232
#28	Search #18 AND #27	398
#29	Search "drug interactions"[MeSH]	120577
#30	Search #18 AND #29	46
#31	Search "Recurrence"[MeSH] OR "remission"[tw] OR "relapse"[tw]	241942

#32 Search #31 AND #18	274
#33 Search #32 OR #30 OR #28 OR #24 OR #22 OR #20	747

Analogous terms were used to search the Cochrane Library, EMBASE, International Pharmaceutical Abstracts (IPA), and PsycINFO.

PubMed Immediate-release and Extended-release Search (March 17, 2010)

Search	Most Recent Queries	Result
#13 Search	"Antidepressive Agents, Second-Generation"[MeSH] OR "Fluoxetine"[MeSH] OR "Sertraline"[MeSH] OR "Paroxetine"[MeSH] OR "Citalopram"[MeSH] OR "Fluvoxamine"[MeSH] OR "Bupropion"[MeSH] OR "nefazodone"[Substance Name] OR "mirtazapine"[Substance Name] OR "venlafaxine"[Substance Name] OR "escitalopram" [tw] OR "duloxetine"[Substance Name] OR "Trazodone"[MeSH] OR "O-desmethylvenlafaxine "[Substance Name] OR desvenlafaxine	19556
#14 Search	("Depressive Disorder"[MeSH] OR "Depressive Disorder, Major"[MeSH]) OR "involutional depression" OR "Dysthymic Disorder"[MeSH] OR "subsyndromal depression" OR Depressive Disorder, Major/drug therapy*	63657
#15 Search	#13 AND #14	5681
#16 Search	orally disintegrating	208
#17 Search	controlled release	25169
#18 Search	extended release	5473
#19 Search	sustained release	15592
#20 Search	immediate release	6982
#21 Search	#16 OR #17 OR #18 OR #19 OR #20	46338
#22 Search	SR OR XL OR XR OR CR	73038
#23 Search	#21 OR #22	117320
#24 Search	#23 AND #15	269
#25 Search	"Metabolic Clearance Rate"[Mesh]	19468
#26 Search	"Half-Life"[Mesh]	32669
#27 Search	#25 OR #26	49118
#28 Search	#15 AND #27	79
#29 Search	#24 OR #28	342
#30 Search	#29 Limits: Humans, English	324
#44	Select 4 document(s)	4
#47 Search	#30 Limits: All Infant: birth-23 months, All Child: 0-18 years, Newborn: birth-1 month, Infant: 1-23 months, Preschool Child: 2-5 years, Child: 6-12 years, Adolescent: 13-18 years	64
#48 Search	#30 NOT #47	260
#49 Search	#48 Limits: Editorial, Letter, Case Reports	27
#50 Search	#48 NOT #49 Sort by: PublicationDate	233

PubMed Search (January 13, 2011)

Search	Most Recent Queries	Result
#1	Search "Antidepressive Agents, Second-Generation"[MeSH] OR "Fluoxetine"[MeSH] OR "Sertraline"[MeSH] OR "Paroxetine"[MeSH] OR "Citalopram"[MeSH] OR "Fluvoxamine"[MeSH] OR "Bupropion"[MeSH] OR "nefazodone"[Substance Name] OR "mirtazapine"[Substance Name] OR "venlafaxine"[Substance Name] OR "escitalopram"[tw] OR "duloxetine"[Substance Name] OR "Trazodone"[MeSH] OR "O-desmethylvenlafaxine"[Substance Name] OR desvenlafaxine	20568
#2	Search "Depressive Disorder"[MeSH] OR "Depressive Disorder, Major"[MeSH] OR "Dysthymic Disorder"[MeSH] OR ("depression"[tiab] AND "involuntal"[tiab]) OR ("subsyndromal"[tiab] AND "depressive disorder"[tiab])	66867
#3	Search #1 AND #2	5936
#4	Search ("Randomized Controlled Trial"[Publication Type] OR "Randomized Controlled Trials as Topic"[MeSH]) OR "Single-Blind Method"[MeSH] OR "Double-Blind Method"[MeSH] OR "Random Allocation"[MeSH] OR "Randomized Controlled Trial"[tiab]	439856
#5	Search #3 AND #4	2024
#6	Search "longitudinal studies"[MeSH] OR "cohort studies"[MeSH] OR "case-control studies"[MeSH] OR "Comparative Study"[Publication Type] OR observational stud*	2447452
#7	Search #3 AND #6	1955
#8	Search ("review literature as topic"[MeSH] AND "systematic"[tiab]) OR ("review"[Publication Type] AND "systematic"[tiab]) OR ("systematic review"[All Fields])	37806
#9	Search #3 AND #8	46
#10	Search "Quality of Life"[MeSH] OR "Hospitalization"[MeSH]	210665
#11	Search #3 AND #10	245
#12	Search adverse event* OR "drug hypersensitivity"[MeSH] OR "drug toxicity"[MeSH] OR "hyponatremia"[MeSH] OR "seizures"[MeSH] OR "suicide"[MeSH] OR "weight gain"[MeSH] OR "Gastroesophageal Reflux"[Mesh] OR "libido"[MeSH] OR "hepatotoxicity"[tw]	215756
#13	Search #3 AND #12	1040
#14	Search "drug interactions"[MeSH]	125761
#15	Search #3 AND #14	348
#16	Search "Recurrence"[MeSH] OR "remission"[tiab] OR "relapse"[tiab]	237282
#17	Search #3 AND #16	987
#18	Search #5 OR #7 OR #9 OR #11 OR #13 OR #15 OR #17	3845
#19	Search #18 Limits: Humans, All Adult: 19+ years	2917
#20	Search #19 Limits: Editorial, Letter, Case Reports	503
#21	Search #19 NOT #20	2414

Cochrane Search (January 12, 2011)

ID	Search	Hits
#1	"Antidepressive Agents, Second-Generation"[MeSH] OR "Fluoxetine"[MeSH] OR "Sertraline"[MeSH] OR "Paroxetine"[MeSH] OR "Citalopram"[MeSH] OR "Fluvoxamine"[MeSH] OR "Bupropion"[MeSH] OR "nefazodone" OR "mirtazapine" OR "venlafaxine" OR "escitalopram" OR "du	8196
#2	"Depressive Disorder"[MeSH]	7012
#3	"Depressive Disorder, Major"[MeSH]	1717
#4	"Dysthymic Disorder"[MeSH]	251
#5	(depression AND involuntional)	35
#6	(subsyndromal AND depressive disorder)	49
#7	(#2 OR #3 OR #4 OR #5 OR #6)	7132
#8	(#1 AND #7)	2360
#9	"Randomized Controlled Trial"[Publication Type] OR "Randomized Controlled Trials as Topic"[MeSH]	315860
#10	"Single-Blind Method"[MeSH]	10659
#11	"Double-Blind Method"[MeSH]	93996
#12	"Random Allocation"[MeSH]	24861
#13	(Randomized Controlled Trial*)	373183
#14	(#9 OR #10 OR #11 OR #12 OR #13)	387219
#15	(#8 AND #14)	2008
#16	"Quality of Life"[MeSH] OR "Hospitalization"[MeSH]	34854
#17	(#8 AND #16)	296
#18	(adverse event*)	32596
#19	"drug hypersensitivity"[MeSH] OR "drug toxicity"[MeSH]	1762
#20	"hyponatremia"[MeSH]	249
#21	"seizures"[MeSH] OR "suicide"[MeSH] OR "weight gain"[MeSH] OR "Gastroesophageal Reflux"[Mesh] OR "libido"[MeSH] OR "hepatotoxicity"[tw]	9716
#22	(#18 OR #19 OR #20 OR #21)	42004
#23	(#8 AND #22)	584
#24	"longitudinal studies"[MeSH] OR "cohort studies"[MeSH] OR "case-control studies"[MeSH] OR "Comparative Study"[Publication Type] OR (observational studies[All Fields] OR observational study[All Fields])	147846
#25	(#8 AND #24)	939
#26	"drug interactions"[MeSH]	4758

#27	(#8 AND #26)	33
#28	"Recurrence"[MeSH] OR "remission"[tiab] OR "relapse"[tiab]	32620
#29	(#8 AND #28)	629
#30	(#15 OR #17 OR #23 OR #25 OR #27 OR #29)	2155
#31	"adult"[MeSH Terms] OR "adult"[All Fields] OR "adults"[All Fields]	271482
#32	"humans"[MeSH Terms] OR "humans"[All Fields] OR "human"[All Fields]	466240
#33	(#30 AND #31 AND #32)	1470
#34	("review literature as topic"[MeSH] AND "systematic"[tiab]) OR ("review"[Publication Type] AND "systematic"[tiab]) OR "systematic review"[All Fields]	25330
#35	(#8 AND #34)	199
#36	(#30 OR #35)	2161
#37	(#36 AND #31 AND #32)	1472
#38	(#37), from 2005 to 2011	542

IPA & PsycINFO Search (January 12, 2011)

ID#	SEARCH TERMS	RESULTS
1	DE "Antidepressant Drugs" OR DE "Bupropion" OR DE "Citalopram" OR DE "Fluoxetine" OR DE "Fluvoxamine" OR DE "Nefazodone" OR DE "Paroxetine" OR DE "Serotonin Norepinephrine Reuptake Inhibitors" OR DE "Sertraline" OR DE "Trazodone" OR DE "Tricyclic Antidepressant Drugs" OR DE "Venlafaxine"	19759
2	mirtazapine OR escitalopram OR duloxetine OR O-desmethylvenlafaxine OR desvenlafaxine	2507
3	S1 or S2	21203
4	MM "Major Depression" OR DE "Dysthymic Disorder" OR DE "Depression (Emotion)"	77335
5	depression AND involuntal	243
6	subsyndromal AND depressive disorder	101
7	"Depressive Disorder"	11625
8	S4 or S5 or S6 or S7	81059
9	S3 and S8	9093
10	DE "Experimental Design" OR DE "Between Groups Design" OR DE "Clinical Trials" OR DE "Cohort Analysis" OR DE "Followup Studies" OR DE "Longitudinal Studies" OR DE "Prospective Studies" OR DE "Repeated Measures" OR DE "Quantitative Methods" OR DE "Quasi Experimental Methods" OR DE "Sampling (Experimental)" OR DE "Biased Sampling" OR DE "Random Sampling" OR DE "Statistical Analysis" OR DE "Central Tendency Measures" OR DE "Cluster Analysis" OR DE "Confidence Limits (Statistics)" OR DE "Consistency (Measurement)" OR DE "Effect Size (Statistical)" OR DE "Error of Measurement" OR DE "Frequency Distribution" OR DE "Fuzzy Set Theory" OR DE "Goodness of Fit" OR DE "Interaction Analysis (Statistics)" OR DE "Meta Analysis" OR DE "Multivariate Analysis" OR DE "Predictability (Measurement)" OR DE "Statistical Correlation" OR DE "Statistical Data" OR DE "Statistical Estimation" OR DE "Statistical	88726

Norms" OR DE "Statistical Probability" OR DE "Statistical Regression" OR DE "Statistical Reliability" OR DE "Statistical Significance" OR DE "Statistical Tests" OR DE "Statistical Validity" OR DE "Statistical Weighting" OR DE "Time Series" OR DE "Variability Measurement"

11	"randomized controlled trial"	6358
12	S10 or S11	94457
13	S9 and S12	468
	DE "Quality of Life" OR DE "Quality of Work Life" OR DE "Hospitalization" OR DE "Commitment (Psychiatric)" OR DE "Hospital Admission" OR DE "Hospital Discharge" OR DE "Psychiatric Hospitalization" OR DE "Side Effects (Treatment)" OR DE "Side Effects (Drug)"	
14	OR DE "Hyponatremia" OR DE "Seizures" OR DE "Audiogenic Seizures" OR DE "Epileptic Seizures" OR DE "Grand Mal Seizures" OR DE "Petit Mal Seizures" OR DE "Status Epilepticus" OR DE "Suicide" OR DE "Weight Gain" OR "Gastroesophageal Reflux" OR DE "Libido" OR "hepatotoxicity"	76245
15	S9 and S14	1721
16	DE "Evidence Based Practice"	6625
17	S9 and S16	29
18	DE "Drug Interactions" OR DE "Recurrent Depression" OR DE "Relapse (Disorders)"	10578
19	S9 and S18	452
20	S13 or S15 or S17 or S19	2507
	S20 Limiters - Published Date from: 20050101-20110131; Language: English; Articles about Human Studies; Publication Year from: 2005-2011; Publication Type: All Journals;	
21	English; Language: English; Age Groups: Adulthood (18 yrs & older); Population Group: Human; Document Type: Journal Article; Exclude Dissertations	328

After search results across years were combined and duplicates were removed, the EndNote X4 database contained 3,722 references.

Appendix B. Excluded Studies

Foreign Languages (6):

1. Berlanga C, Arechavaleta B, Heinze G, et al. A double-blind comparison of nefazodone and fluoxetine in the treatment of depressed outpatients. *Salud Mental*. 1997;20(3):1-8.
2. Bremner JD. Double-blind comparison of mirtazapine, amitriptyline and placebo in major depression. <ORIGINAL> DOPPELBLINDVERGLEICH VON MIRTAZAPIN, AMITRIPTYLIN UND PLAZEBO BEI 'MAJOR DEPRESSION',. *Nervenheilkunde*. 1996;15(8):533-40.
3. Peters UH, Lenhard P, Metz M. Therapy of depression in the psychiatrist's office - A double-blind multicenter study. *Nervenheilkunde*. 1990;9(1):28-31.
4. Schone W, Ludwig M. Paroxetine in the treatment of geriatric depressed patients - A double-blind comparison with fluoxetine. <ORIGINAL> PAROXETIN IN DER DEPRESSIONSBEHANDLUNG GERIATRISCHER PATIENTEN - EINE DOPPELBLINDE VERGLEICHSTUDIE MIT FLUOXETIN. *Fortschr Neurol Psychiatr*. 1994;62(Suppl 1):16-8.
5. Skarstein J. A 'trouble-blind' placebo controlled comparative study between two new antidepressant agents (Seroxat (R) (paroxetine) and Tolvon (R) (mianserin)): <ORIGINAL> EN 'TROUBLE-BLIND' PLACEBOKONTROLLERT SAMMENLIKNENDE UNDERSØKELSE MELLOM TO NYE ANTIDEPRESSIVER. *Tidsskrift For Den Norske Laegeforening*. 1998;118(2):265-6.
6. Tsutsui S, Okuse S, Sasaki D, et al. Clinical evaluation of sertraline hydrochloride, a selective serotonin reuptake inhibitor in the treatment of depression and depressive state: A double blind, group comparison study of sertraline hydrochloride vs. trazodone hydrochloride. *Japanese Journal of Neuropsychopharmacology*. 1997;19(6):549-68.

Too Short of Duration (10):

1. Agius M, Gardner J, Liu K, et al. An audit to compare discharge rates and suicidality between antidepressant monotherapies prescribed for unipolar depression. *Psychiatr Danub*. 2010 Jun;22(2):350-3.
2. Ahrold TK, Meston CM. Effects of SNS activation on SSRI-induced sexual side effects differ by SSRI. *J Sex Marital Ther*. 2009;35(4):311-9.
3. Kluge M, Schussler P, Steiger A. Duloxetine increases stage 3 sleep and suppresses rapid eye movement (REM) sleep in patients with major depression. *Eur Neuropsychopharmacol*. 2007 Jul;17(8):527-31.
4. Leo R, Di Lorenzo G, Tesauro M, et al. Association between enhanced soluble CD40 ligand and proinflammatory and prothrombotic states in major depressive disorder: pilot observations on the effects of selective serotonin reuptake inhibitor therapy. *J Clin Psychiatry*. 2006 Nov;67(11):1760-6.
5. Papakostas GI, Clain A, Ameral VE, et al. Fluoxetine-clonazepam cotherapy for anxious depression: an exploratory, post-hoc analysis of a randomized, double blind study. *Int Clin Psychopharmacol* 2010;25(1):17-21.
6. Perahia DG, Quail D, Desai D, et al. Switching to duloxetine from selective serotonin reuptake inhibitor antidepressants: a multicenter trial comparing 2 switching techniques. *J Clin Psychiatry*. 2008 Jan;69(1):95-105.
7. Pinto C, Trivedi JK, Vankar GK, et al. An open-label multicentric study of the tolerability and response to escitalopram treatment in Indian patients with major depressive disorder. *J Indian Med Assoc*. 2007 Jul;105(7):364, 6, 8 passim.
8. Shen J, Moller HJ, Wang X, et al. Mirtazapine, a sedating antidepressant, and improved driving safety in patients with major depressive disorder: a prospective, randomized trial of 28 patients. *J Clin Psychiatry*. 2009 Mar;70(3):370-7.
9. Warden D, Trivedi MH, Wisniewski SR, et al. Early adverse events and attrition in selective serotonin reuptake inhibitor treatment: A suicide assessment methodology study report. *J Clin Psychopharmacol*. 2010;30(3):259-66.
10. Weber-Hamann B, Gilles M, Schilling C, et al. Improved insulin sensitivity in 51 nondiabetic depressed inpatients remitting during antidepressive treatment with mirtazapine and venlafaxine. *J Clin Psychopharmacol*. 2008 Oct;28(5):581-4.

Wrong Population (82):

1. Agosti V, McGrath PJ. Comparison of the effects of fluoxetine, imipramine and placebo on personality in atypical depression. *J Affect Disord.* 2002 Sep;71(1-3):113-20.
2. Amsterdam JD, Shults J. Comparison of short-term venlafaxine versus lithium monotherapy for bipolar II major depressive episode: a randomized open-label study. *J Clin Psychopharmacol.* 2008 Apr;28(2):171-81.
3. Amsterdam JD, Shults J. Does tachyphylaxis occur after repeated antidepressant exposure in patients with Bipolar II major depressive episode? *J Affect Disord.* 2009 May;115(1-2):234-40.
4. Amsterdam JD, Shults J. Efficacy and safety of long-term fluoxetine versus lithium monotherapy of bipolar II disorder: A randomized, double-blind, placebo-substitution study. *Am J Psychiatry.* 2010;167(7):792-800.
5. Amsterdam JD, Shults J. Fluoxetine monotherapy of bipolar type II and bipolar NOS major depression: a double-blind, placebo-substitution, continuation study. *Int Clin Psychopharmacol.* 2005 Sep;20(5):257-64.
6. Applebee GA, Attarian HP, Schenck CH. An angry bed partner. *J Clin Sleep Med* 2009;5(5):477-9.
7. Arnold LM, Rosen A, Pritchett YL, et al. A randomized, double-blind, placebo-controlled trial of duloxetine in the treatment of women with fibromyalgia with or without major depressive disorder. *Pain.* 2005 Dec 15;119(1-3):5-15.
8. Bakish D, Cavazzoni P, Chudzik J, et al. Effects of selective serotonin reuptake inhibitors on platelet serotonin parameters in major depressive disorder. *Biol Psychiatry.* 1997 Jan 15;41(2):184-90.
9. Baldwin DS, Reines EH, Guiton C, et al. Escitalopram therapy for major depression and anxiety disorders. *Ann Pharmacother* 2007;41(10):1583-92.
10. Bigos KL, Pollock BG, Aizenstein HJ, et al. Acute 5-HT reuptake blockade potentiates human amygdala reactivity. *Neuropsychopharmacology.* 2008 Dec;33(13):3221-5.
11. Black DW, Wesner R, Gabel J. The abrupt discontinuation of fluvoxamine in patients with panic disorder. *J Clin Psychiatry.* 1993 Apr;54(4):146-9.
12. Brent D, Emslie G, Clarke G, et al. Switching to another SSRI or to venlafaxine with or without cognitive behavioral therapy for adolescents with SSRI-resistant depression - The TORDIA randomized controlled trial. *Journal of the American Medical Association (USA).* 2008 08/01;299(Aug):901-13.
13. Cankurtaran ES, Ozalp E, Soygur H, et al. Mirtazapine improves sleep and lowers anxiety and depression in cancer patients: superiority over imipramine. *Support Care Cancer.* 2008 Nov;16(11):1291-8.
14. Cheung A, Kusumakar V, Kutcher S, et al. Maintenance study for adolescent depression. *J Child Adolesc Psychopharmacol.* 2008 Aug;18(4):389-94.
15. Clayton AH, Stewart RS, Fayyad R, et al. Sex differences in clinical presentation and response in panic disorder: pooled data from sertraline treatment studies. *Arch Women Ment Health.* 2005 Nov 15.
16. Cohn JB, Wilcox C. A comparison of fluoxetine, imipramine, and placebo in patients with major depressive disorder. *J Clin Psychiatry.* 1985 Mar;46(3 Pt 2):26-31.
17. Cornelius JR, Bukstein OG, Douaihy AB, et al. Double-blind fluoxetine trial in comorbid MDD-CUD youth and young adults. *Drug Alcohol Depend.* 2010;112(1-2):39-45.
18. Cornelius JR, Chung T, Martin C, et al. Cannabis withdrawal is common among treatment-seeking adolescents with cannabis dependence and major

- depression, and is associated with rapid relapse to dependence. *Addict Behav.* 2008 Nov;33(11):1500-5.
19. Cox LS, Patten CA, Niaura RS, et al. Efficacy of bupropion for relapse prevention in smokers with and without a past history of major depression. *J Gen Intern Med.* 2004 Aug;19(8):828-34.
 20. Dell'Osso B, Hadley S, Allen A, et al. Escitalopram in the treatment of impulsive-compulsive internet usage disorder: an open-label trial followed by a double-blind discontinuation phase. *J Clin Psychiatry.* 2008 Mar;69(3):452-6.
 21. Dudley M, Goldney R, Hadzi-Pavlovic D. Are adolescents dying by suicide taking SSRI antidepressants? A review of observational studies. *Australasian Psychiatry.* 2010;18(3):242-5.
 22. Dutta R, Boydell J, Kennedy N, et al. Suicide and other causes of mortality in bipolar disorder: A longitudinal study. *Psychological Medicine* 2007;37(6):839-47.
 23. Eaddy M, Bramley T, Regan T. Time to antidepressant discontinuation: a comparison of controlled-release paroxetine and immediate-release selective serotonin-reuptake inhibitors. *Manag Care Interface.* 2003 Dec;16(12):22-7.
 24. Einarson A, Choi J, Einarson TR, et al. Incidence of major malformations in infants following antidepressant exposure in pregnancy: Results of a large prospective cohort study. *Canadian Journal of Psychiatry* 2009;54(4):242-6.
 25. El-Khalili N, Joyce M, Atkinson S, et al. Extended-release quetiapine fumarate (quetiapine XR) as adjunctive therapy in major depressive disorder (MDD) in patients with an inadequate response to ongoing antidepressant treatment: A multicentre, randomized, double-blind, placebo-controlled study. *International Journal of Neuropsychopharmacology.* 2010;13(7):917-32.
 26. Evans ME. Depression in elderly physically ill in-patients: a 12-month prospective study. *Int Clin Psychopharmacol.* 1993 Winter;8(4):333-6.
 27. Fiedorowicz JG, Takezawa K, Robinson RG. Risk factors for and correlates of poststroke depression following discontinuation of antidepressants. *J Neuropsychiatry Clin Neurosci.* 2007 Fall;19(4):399-405.
 28. Fieve RR, Goodnick PJ, Peselow E, et al. Fluoxetine response: endpoint vs pattern analysis. *Int Clin Psychopharmacol.* 1986 Oct;1(4):320-3.
 29. Gentile S, Bellantuono C. Selective serotonin reuptake inhibitor exposure during early pregnancy and the risk of fetal major malformations: focus on paroxetine. *J Clin Psychiatry* 2009;70(3):414-22.
 30. Gibbons RD, Hur K, Bhaumik DK, et al. The relationship between antidepressant medication use and rate of suicide. *Archives of General Psychiatry* 2005;62(2):165-72.
 31. Goldberg HL, Finnerty RJ. Trazodone in the treatment of neurotic depression. *J Clin Psychiatry.* 1980 Dec;41(12 Pt 1):430-4.
 32. Goodman WK, Price LH, Delgado PL, et al. Specificity of serotonin reuptake inhibitors in the treatment of obsessive-compulsive disorder. Comparison of fluvoxamine and desipramine. *Arch Gen Psychiatry.* 1990 Jun;47(6):577-85.
 33. Habra ME, Baker B, Frasure-Smith N, et al. First episode of major depressive disorder and vascular factors in coronary artery disease patients: Baseline characteristics and response to antidepressant treatment in the CREATE trial. *J Psychosom Res.* 2010 Aug;69(2):133-41.
 34. Hammad TA, Laughren TP, Racoosin JA. Suicide rates in short-term randomized controlled trials of newer antidepressants. *Journal of Clinical Psychopharmacology* 2006;26(2):203-7.
 35. Hetrick Sarah E, Merry Sally N, McKenzie J, et al. Selective serotonin reuptake inhibitors (SSRIs) for depressive disorders in children and

- adolescents. *Cochrane Database of Systematic Reviews* 2007(3).
36. Juurlink DN, Mamdani MM, Kopp A, et al. The risk of suicide with selective serotonin reuptake inhibitors in the elderly. *American Journal of Psychiatry* 2006;163(5):813-21.
 37. Kasckow J, Fellows I, Golshan S, et al. Treatment of subsyndromal depressive symptoms in middle-age and older patients with schizophrenia: Effect of age on response. *Am J Geriatr Psychiatry*. 2010;18(9):853-7.
 38. Kimmick GG, Lovato J, McQuellon R, et al. Randomized, double-blind, placebo-controlled, crossover study of sertraline (Zoloft) for the treatment of hot flashes in women with early stage breast cancer taking tamoxifen. *Breast J*. 2006 Mar-Apr;12(2):114-22.
 39. Kraus JE, Horrigan JP, Carpenter DJ, et al. Clinical features of patients with treatment-emergent suicidal behavior following initiation of paroxetine therapy. *J Affect Disord*. 2010 Jan;120(1-3):40-7.
 40. Lash TL, Cronin-Fenton D, Ahern TP, et al. Breast cancer recurrence risk related to concurrent use of SSRI antidepressants and tamoxifen. *Acta Oncol*. 2010;49(3):305-12.
 41. Lavretsky H, Siddarth P, Irwin MR. Improving depression and enhancing resilience in family dementia caregivers: A pilot randomized placebo-controlled trial of escitalopram. *The American Journal of Geriatric Psychiatry* 2010;18(2):154-62.
 42. Lenox-Smith AJ, Reynolds A. A double-blind, randomised, placebo controlled study of venlafaxine XL in patients with generalised anxiety disorder in primary care. *Br J Gen Pract*. 2003 Oct;53(495):772-7.
 43. Leon AC, Keller MB, Warshaw MG, et al. Prospective study of fluoxetine treatment and suicidal behavior in affectively ill subjects. *Am J Psychiatry*. 1999 Feb;156(2):195-201.
 44. Lepola UM, Wade AG, Leinonen EV, et al. A controlled, prospective, 1-year trial of citalopram in the treatment of panic disorder. *J Clin Psychiatry*. 1998 Oct;59(10):528-34.
 45. Lerman C, Niaura R, Collins BN, et al. Effect of bupropion on depression symptoms in a smoking cessation clinical trial. *Psychol Addict Behav*. 2004 Dec;18(4):362-6.
 46. Lin CC. Duloxetine treatment of social anxiety disorder with comorbid major depression. *J Clin Psychopharmacol*. 2008 Oct;28(5):591-2; author reply 2-3.
 47. Lydiatt WM, Denman D, McNeilly DP, et al. A randomized, placebo-controlled trial of citalopram for the prevention of major depression during treatment for head and neck cancer. *Arch Otolaryngol Head Neck Surg*. 2008 May;134(5):528-35.
 48. March JS, Team T, Silva S, et al. The Treatment for Adolescents with Depression Study (TADS) - Long-term effectiveness and safety outcomes. *Archives of General Psychiatry (USA)*. 2007 10/01;64(Oct):1132-44.
 49. Markowitz JC, Kocsis JH, Bleiberg KL, et al. A comparative trial of psychotherapy and pharmacotherapy for "pure" dysthymic patients. *J Affect Disord*. 2005 Dec;89(1-3):167-75.
 50. Martiny K, Lunde M, Simonsen C, et al. Relapse prevention by citalopram in SAD patients responding to 1 week of light therapy. A placebo-controlled study. *Acta Psychiatr Scand*. 2004 Mar;109(3):230-4.
 51. Maschi S, Clavenna A, Campi R, et al. Neonatal outcome following pregnancy exposure to antidepressants: A prospective controlled cohort study. *BJOG: An International Journal of Obstetrics and Gynaecology* 2008;115(2):283-9.
 52. McElroy SL, Weisler RH, Chang W, et al. A Double-Blind, Placebo-Controlled Study of Quetiapine and Paroxetine as Monotherapy in Adults with Bipolar Depression (EMBOLDEN II). *J Clin Psychiatry*. 2010;71(2):163-74.
 53. Menkes DB, Taghavi E, Mason PA, et al. Fluoxetine's spectrum of action in premenstrual syndrome. *Int Clin*

- Psychopharmacol. 1993 Summer;8(2):95-102.
54. Meyers BS, Flint AJ, Rothschild AJ, et al. A double-blind randomized controlled trial of olanzapine plus sertraline vs olanzapine plus placebo for psychotic depression: the study of pharmacotherapy of psychotic depression (STOP-PD). *Arch Gen Psychiatry* 2009;66(8):838-47.
 55. Modell JG, Rosenthal NE, Harriett AE, et al. Seasonal affective disorder and its prevention by anticipatory treatment with bupropion XL. *Biol Psychiatry*. 2005 Oct 15;58(8):658-67.
 56. Montejo AL, Prieto N, Terleira A, et al. Better sexual acceptability of agomelatine (25 and 50 mg) compared with paroxetine (20 mg) in healthy male volunteers. An 8-week, placebo-controlled study using the PRSEXDQ-SALSEX scale. *J Psychopharmacol (Oxf)*. 2010;24(1):111-20.
 57. Morasco BJ, Loftis JM, Indest DW, et al. Prophylactic antidepressant treatment in patients with hepatitis C on antiviral therapy: a double-blind, placebo-controlled trial. *Psychosomatics*. 2010 Sep-Oct;51(5):401-8.
 58. Morasco BJ, Rifai MA, Loftis JM, et al. A randomized trial of paroxetine to prevent interferon-alpha-induced depression in patients with hepatitis C. *J Affect Disord*. 2007 Nov;103(1-3):83-90.
 59. Moscovitch A, Blashko CA, Eagles JM, et al. A placebo-controlled study of sertraline in the treatment of outpatients with seasonal affective disorder. *Psychopharmacology (Berl)*. 2004 Feb;171(4):390-7.
 60. Nakhai-Pour HR, Broy P, Berard A. Use of antidepressants during pregnancy and the risk of spontaneous abortion. *CMAJ* 2010;182(10):1031-7.
 61. Narushima K, Kosier JT, Robinson RG. Preventing poststroke depression: a 12-week double-blind randomized treatment trial and 21-month follow-up. *J Nerv Ment Dis*. 2002 May;190(5):296-303.
 62. Navari RM, Brenner MC, Wilson MN. Treatment of depressive symptoms in patients with early stage breast cancer undergoing adjuvant therapy. *Breast Cancer Research and Treatment* 2008;112(1):197-201.
 63. Niedermaier N, Bohrer E, Schulte K, et al. Prevention and treatment of poststroke depression with mirtazapine in patients with acute stroke. *J Clin Psychiatry*. 2004 Dec;65(12):1619-23.
 64. Parker G, Tully L, Olley A, et al. SSRIs as mood stabilizers for Bipolar II Disorder? A proof of concept study. *J Affect Disord*. 2006 Jun;92(2-3):205-14.
 65. Pedersen AG. Citalopram and suicidality in adult major depression and anxiety disorders. *Nordic Journal of Psychiatry* 2006;60(5):392-9.
 66. Pedersen LH, Henriksen TB, Olsen J. Fetal exposure to antidepressants and normal milestone development at 6 and 19 months of age. *Pediatrics*. 2010;125(3):e600-e8.
 67. Post RM, Altshuler LL, Leverich GS, et al. Mood switch in bipolar depression: comparison of adjunctive venlafaxine, bupropion and sertraline. *Br J Psychiatry*. 2006 Aug;189:124-31.
 68. Rayner L, Price A, Evans A, et al. Antidepressants for depression in physically ill people. *Cochrane Database of Systematic Reviews* 2010(3).
 69. Robinson RG, Jorge RE, Moser DJ, et al. Escitalopram and problem-solving therapy for prevention of poststroke depression: a randomized controlled trial. *JAMA*. 2008 May 28;299(20):2391-400.
 70. Rothbaum BO, Killeen TK, Davidson JR, et al. Placebo-controlled trial of risperidone augmentation for selective serotonin reuptake inhibitor-resistant civilian posttraumatic stress disorder. *J Clin Psychiatry*. 2008 04/01;69(Apr):520-5.
 71. Roy-Byrne PP, Perera P, Pitts CD, et al. Paroxetine response and tolerability among ethnic minority patients with mood or anxiety disorders: a pooled

- analysis. *J Clin Psychiatry*. 2005 Oct;66(10):1228-33.
72. Royall DR, Cordes JA, Roman G, et al. Sertraline improves executive function in patients with vascular cognitive impairment. *J Neuropsychiatry Clin Neurosci* 2009;21(4):445-54.
 73. Safarinejad MR. The effects of the adjunctive bupropion on male sexual dysfunction induced by a selective serotonin reuptake inhibitor: a double-blind placebo-controlled and randomized study. *BJU Int* 2010;106(6):840-7.
 74. San L, Arranz B. Mirtazapine: Only for depression? *Acta Neuropsychiatrica*. 2006 Jun-Aug, 2006;18(3):130-43.
 75. Sheikh JI, Cassidy EL, Doraiswamy PM, et al. Efficacy, safety, and tolerability of sertraline in patients with late-life depression and comorbid medical illness. *J Am Geriatr Soc*. 2004 Jan;52(1):86-92.
 76. Soares CN, Poitras JR, Prouty J, et al. Efficacy of citalopram as a monotherapy or as an adjunctive treatment to estrogen therapy for perimenopausal and postmenopausal women with depression and vasomotor symptoms. *J Clin Psychiatry*. 2003 Apr;64(4):473-9.
 77. Stone M, Laughren T, Jones ML, et al. Risk of suicidality in clinical trials of antidepressants in adults: Analysis of proprietary data submitted to US Food and Drug Administration. *BMJ* 2009;339(7718):431-4.
 78. Varghese S, Kumar A, Sagar R. Ultradian pattern bipolar affective disorder and chronic antidepressant use [1]. *J Postgrad Med*. 2007;53(3).
 79. Waters CH. Fluoxetine and selegiline--lack of significant interaction. *Can J Neurol Sci*. 1994 Aug;21(3):259-61.
 80. Wijkstra J, Burger H, van den Broek WW, et al. Treatment of unipolar psychotic depression: a randomized, double-blind study comparing imipramine, venlafaxine, and venlafaxine plus quetiapine. *Acta Psychiatr Scand* 2010;121(3):190-200.
 81. Yonkers KA, Lin H, Howell HB, et al. Pharmacologic treatment of postpartum women with new-onset major depressive disorder: a randomized controlled trial with paroxetine. *J Clin Psychiatry* 2008;69(4):659-65.
 82. Zanardi R, Franchini L, Serretti A, et al. Venlafaxine versus fluvoxamine in the treatment of delusional depression: a pilot double-blind controlled study. *J Clin Psychiatry*. 2000 Jan;61(1):26-9.

Wrong Drug (120):

1. Ahrold TK, Meston CM. Effects of SNS activation on SSRI-induced sexual side effects differ by SSRI. *J Sex Marital Ther.* 2009;35(4):311-9.
2. Alexopoulos GS, Canuso CM, Gharabawi GM, et al. Placebo-controlled study of relapse prevention with risperidone augmentation in older patients with resistant depression. *Am J Geriatr Psychiatry.* 2008 Jan;16(1):21-30.
3. Almeida OP, Alfonso H, Hankey GJ, et al. Depression, antidepressant use and mortality in later life: The health in men study. *PLoS One.* 2010;5(6).
4. Appelberg BG, Syvalahti EK, Koskinen TE, et al. Patients with severe depression may benefit from buspirone augmentation of selective serotonin reuptake inhibitors: results from a placebo-controlled, randomized, double-blind, placebo wash-in study. *J Clin Psychiatry.* 2001 Jun;62(6):448-52.
5. Atlantis E, Browning C, Sims J, et al. Diabetes incidence associated with depression and antidepressants in the Melbourne Longitudinal Studies on Healthy Ageing (MELSHA). *Int J Geriatr Psychiatry.* 2010;25(7):688-96.
6. Balon R, Yeragani VK, Pohl R, et al. Sexual dysfunction during antidepressant treatment. *J Clin Psychiatry.* 1993 Jun;54(6):209-12.
7. Barbosa L, Berk M, Vorster M. A double-blind, randomized, placebo-controlled trial of augmentation with lamotrigine or placebo in patients concomitantly treated with fluoxetine for resistant major depressive episodes. *J Clin Psychiatry.* 2003 Apr;64(4):403-7.
8. Barge-Schaapveld DQ, Nicolson NA, van der Hoop RG, et al. Changes in daily life experience associated with clinical improvement in depression. *J Affect Disord.* 1995 May 17;34(2):139-54.
9. Bascara L. A double-blind study to compare the effectiveness and tolerability of paroxetine and amitriptyline in depressed patients. *Acta Psychiatr Scand Suppl.* 1989;350:141-2.
10. Basoglu C, Ates MA, Alguel A, et al. Adjuvant Folate with Escitalopram Treatment and Homocystein, Folate, Vitamin B-12 Levels in Patients with Major Depressive Disorder. *Bulletin of Clinical Psychopharmacology* 2009;19135.
11. Bauer M, El-Khalili N, Datto C, et al. A pooled analysis of two randomised, placebo-controlled studies of extended release quetiapine fumarate adjunctive to antidepressant therapy in patients with major depressive disorder. *J Affect Disord.* 2010;127(1-3):19-30.
12. Baumann P, Nil R, Souche A, et al. A double-blind, placebo-controlled study of citalopram with and without lithium in the treatment of therapy-resistant depressive patients: a clinical, pharmacokinetic, and pharmacogenetic investigation. *J Clin Psychopharmacol.* 1996 Aug;16(4):307-14.
13. Bech P, Allerup P, Gram LF, et al. The Diagnostic Melancholia Scale (DMS): dimensions of endogenous and reactive depression with relationship to the Newcastle Scales. *J Affect Disord.* 1988 Mar-Apr;14(2):161-70.
14. Berman RM, Darnell AM, Miller HL, et al. Effect of pindolol in hastening response to fluoxetine in the treatment of major depression: a double-blind, placebo-controlled trial. *Am J Psychiatry.* 1997 Jan;154(1):37-43.
15. Berman RM, Fava M, Thase ME, et al. Aripiprazole augmentation in major depressive disorder: a double-blind, placebo-controlled study in patients with inadequate response to antidepressants. *CNS Spectr.* 2009 Apr;14(4):197-206.
16. Berman RM, Marcus RN, Swanink R, et al. The efficacy and safety of aripiprazole as adjunctive therapy in major depressive disorder: a multicenter, randomized, double-blind, placebo-controlled study. *J Clin Psychiatry.* 2007 Jun;68(6):843-53.
17. Beuzen JN, Ravily VF, Souetre EJ, et al. Impact of fluoxetine on work loss in

- depression. *Int Clin Psychopharmacol*. 1993 Winter;8(4):319-21.
18. Blom MB, Jonker K, Dusseldorp E, et al. Combination treatment for acute depression is superior only when psychotherapy is added to medication. *Psychother Psychosom*. 2007;76(5):289-97.
 19. Bordet R, Thomas P, Dupuis B. Effect of pindolol on onset of action of paroxetine in the treatment of major depression: intermediate analysis of a double-blind, placebo-controlled trial. *Reseau de Recherche et d'Experimentation Psychopharmacologique*. *Am J Psychiatry*. 1998 Oct;155(10):1346-51.
 20. Bot M, Pouwer F, Assies J, et al. Eicosapentaenoic acid as an add-on to antidepressant medication for co-morbid major depression in patients with diabetes mellitus: A randomized, double-blind placebo-controlled study. *J Affect Disord*. 2010;126(1-2):282-6.
 21. Brady KT, Lydiard RB, Kellner CH, et al. A comparison of the effects of imipramine and fluvoxamine on the thyroid axis. *Biol Psychiatry*. 1994 Dec 1;36(11):778-9.
 22. Butters MA, Becker JT, Nebes RD, et al. Changes in cognitive functioning following treatment of late-life depression. *Am J Psychiatry*. 2000 Dec;157(12):1949-54.
 23. Byrne MM. Meta-analysis of early phase II studies with paroxetine in hospitalized depressed patients. *Acta Psychiatr Scand Suppl*. 1989;350:138-9.
 24. Carney PA, Healy D, Leonard BE. A double-blind study to compare trazodone with amitriptyline in depressed patients. *Psychopathology*. 1984;17 Suppl 2:37-8.
 25. Carney RM, Freedland KE, Rubin EH, et al. Omega-3 augmentation of sertraline in treatment of depression in patients with coronary heart disease: a randomized controlled trial. *Jama* 2009;302(15):1651-7.
 26. Carvalho LA, Gorenstein C, Moreno R, et al. Effect of antidepressants on melatonin metabolite in depressed patients. *J Psychopharmacol*. 2009 May;23(3):315-21.
 27. Claghorn JL, Johnstone EE, Studebaker SL, et al. The effectiveness of 6-azamianserin (Org 3770) in depressed outpatients. *Psychopharmacol Bull*. 1987;23(1):160-1.
 28. Clayton AH, Zajecka J, Ferguson JM, et al. Lack of sexual dysfunction with the selective noradrenaline reuptake inhibitor reboxetine during treatment for major depressive disorder. *Int Clin Psychopharmacol*. 2003 May;18(3):151-6.
 29. Cohn CK, Shrivastava R, Mendels J, et al. Double-blind, multicenter comparison of sertraline and amitriptyline in elderly depressed patients. *J Clin Psychiatry*. 1990 Dec;51 Suppl B:28-33.
 30. Coppen A, Bailey J. Enhancement of the antidepressant action of fluoxetine by folic acid: a randomised, placebo controlled trial. *J Affect Disord*. 2000 Nov;60(2):121-30.
 31. Crossley NA, Bauer M. Acceleration and augmentation of antidepressants with lithium for depressive disorders: Two meta-analyses of randomized, placebo-controlled trials. *J Clin Psychiatry*. 2007 Jun;68(6):935-40.
 32. Dam J, Ryde L, Svejsjo J, et al. Morning fluoxetine plus evening mianserin versus morning fluoxetine plus evening placebo in the acute treatment of major depression. *Pharmacopsychiatry*. 1998 Mar;31(2):48-54.
 33. Dew MA, Whyte EM, Lenze EJ, et al. Recovery from major depression in older adults receiving augmentation of antidepressant pharmacotherapy. *Am J Psychiatry*. 2007 Jun;164(6):892-9.
 34. Dombrowski AY, Cyranowski JM, Mulsant BH, et al. Which symptoms predict recurrence of depression in women treated with maintenance interpersonal psychotherapy? *Depress Anxiety*. 2008;25(12):1060-6.
 35. Dubini A, Bosc M, Polin V. Do noradrenaline and serotonin differentially affect social motivation and behaviour? *Eur Neuropsychopharmacol*.

- 1997 Apr;7 Suppl 1:S49-55; discussion S71-3.
36. Dunner DL, Amsterdam JD, Shelton RC, et al. Efficacy and tolerability of adjunctive ziprasidone in treatment-resistant depression: a randomized, open-label, pilot study. *J Clin Psychiatry*. 2007 Jul;68(7):1071-7.
 37. El-Khalili N, Joyce M, Atkinson S, et al. Extended-release quetiapine fumarate (quetiapine XR) as adjunctive therapy in major depressive disorder (MDD) in patients with an inadequate response to ongoing antidepressant treatment: A multicentre, randomized, double-blind, placebo-controlled study. *International Journal of Neuropsychopharmacology*. 2010;13(7):917-32.
 38. Elgamal S, MacQueen G. Galantamine as an adjunctive treatment in major depression. *Journal of Clinical Psychopharmacology (USA)*. 2008 03/01;28(Mar):357-9.
 39. Farabaugh A, Mischoulon D, Fava M, et al. The relationship between early changes in the HAMD-17 anxiety/somatization factor items and treatment outcome among depressed outpatients. *Int Clin Psychopharmacol*. 2005 Mar;20(2):87-91.
 40. Fawcett J, Barkin RL. A meta-analysis of eight randomized, double-blind, controlled clinical trials of mirtazapine for the treatment of patients with major depression and symptoms of anxiety. *J Clin Psychiatry*. 1998 Mar;59(3):123-7.
 41. Ferreri M, Lavergne F, Berlin I, et al. Benefits from mianserin augmentation of fluoxetine in patients with major depression non-responders to fluoxetine alone. *Acta Psychiatr Scand*. 2001 Jan;103(1):66-72.
 42. Flint AJ, Rifat SL. Maintenance treatment for recurrent depression in late life. A four-year outcome study. *Am J Geriatr Psychiatry*. 2000 Spring;8(2):112-6.
 43. Flint AJ, Rifat SL. Two-year outcome of elderly patients with anxious depression. *Psychiatry Res*. 1997 Jan 15;66(1):23-31.
 44. Ginestet D. Fluoxetine in endogenous depression and melancholia versus clomipramine. *Int Clin Psychopharmacol*. 1989 Jan;4 Suppl 1:37-40.
 45. Ginsberg DL. Adjunctive ropinirole for treatment-resistant depression. *Primary Psychiatry*. 2005;12(8):26-7.
 46. Ginsberg DL. Vardenafil Treatment of Sertraline-Induced Anorgasmia in a Woman. *Primary Psychiatry*. 2005 Jan, 2005;12(1):17-8.
 47. Green TD, Reynolds CF, 3rd, Mulsant BH, et al. Accelerating antidepressant response in geriatric depression: a post hoc comparison of combined sleep deprivation and paroxetine versus monotherapy with paroxetine, nortriptyline, or placebo. *J Geriatr Psychiatry Neurol*. 1999 Summer;12(2):67-71.
 48. Guillibert E, Pelicier Y, Archambault JC, et al. A double-blind, multicentre study of paroxetine versus clomipramine in depressed elderly patients. *Acta Psychiatr Scand Suppl*. 1989;350:132-4.
 49. Guy W, Wilson WH, Ban TA, et al. A double-blind clinical trial of fluvoxamine and imipramine in patients with primary depression. *Psychopharmacol Bull*. 1984 Winter;20(1):73-8.
 50. Hart S, Fonareva I, Merluzzi N, et al. Treatment for depression and its relationship to improvement in quality of life and psychological well-being in multiple sclerosis patients. *Qual Life Res*. 2005 Apr;14(3):695-703.
 51. Harvey AT, Silkey BS, Kornstein SG, et al. Acute worsening of chronic depression during a double-blind, randomized clinical trial of antidepressant efficacy: differences by sex and menopausal status. *J Clin Psychiatry*. 2007 Jun;68(6):951-8.
 52. Holtzheimer PE, 3rd, Meeks TW, Kelley ME, et al. A double blind, placebo-controlled pilot study of galantamine augmentation of antidepressant treatment in older adults with major depression. *Int J Geriatr Psychiatry*. 2008 Jun;23(6):625-31.

53. Husain MM, Rush JA, Wisniewski SR, et al. Family history of depression and therapeutic outcome: findings from STAR*D. *J Clin Psychiatry*. 2009 Feb;70(2):185-95.
54. Katona CL, Abou-Saleh MT, Harrison DA, et al. Placebo-controlled trial of lithium augmentation of fluoxetine and lofepramine. *Br J Psychiatry*. 1995 Jan;166(1):80-6.
55. Kennedy S. Flibanserin: Initial evidence of efficacy on sexual dysfunction, in patients with major depressive disorder. *Journal of Sexual Medicine*. 2010;7(10):3449-59.
56. Kerr JS, Fairweather DB, Hindmarch I. Effects of fluoxetine on psychomotor performance, cognitive function and sleep in depressed patients. *Int Clin Psychopharmacol*. 1993 Winter;8(4):341-3.
57. Kok RM, Nolen WA, Heeren TJ. Venlafaxine versus nortriptyline in the treatment of elderly depressed inpatients: a randomised, double-blind, controlled trial. *Int J Geriatr Psychiatry*. 2007 Dec;22(12):1247-54.
58. Kopf D, Westphal S, Luley CW, et al. Lipid metabolism and insulin resistance in depressed patients: significance of weight, hypercortisolism, and antidepressant treatment. *J Clin Psychopharmacol*. 2004 Oct;24(5):527-31.
59. Lavretsky H, Park S, Siddarth P, et al. Methylphenidate-enhanced antidepressant response to citalopram in the elderly: a double-blind, placebo-controlled pilot trial. *Am J Geriatr Psychiatry*. 2006 Feb;14(2):181-5.
60. Levitan RD, Shen JH, Jindal R, et al. Preliminary randomized double-blind placebo-controlled trial of tryptophan combined with fluoxetine to treat major depressive disorder: antidepressant and hypnotic effects. *J Psychiatry Neurosci*. 2000 Sep;25(4):337-46.
61. Lewis-Hall FC, Wilson MG, Tepner RG, et al. Fluoxetine vs. tricyclic antidepressants in women with major depressive disorder. *J Womens Health*. 1997 Jun;6(3):337-43.
62. Licht RW, Qvitzau S. Treatment strategies in patients with major depression not responding to first-line sertraline treatment. A randomised study of extended duration of treatment, dose increase or mianserin augmentation. *Psychopharmacology (Berl)*. 2002 May;161(2):143-51.
63. Loonen AJ, Doorschot CH, Oostelbos MC, et al. Lack of drug interactions between mirtazapine and risperidone in psychiatric patients: a pilot study. *Eur Neuropsychopharmacol*. 1999 Dec;10(1):51-7.
64. Marcus RN, McQuade RD, Carson WH, et al. The efficacy and safety of aripiprazole as adjunctive therapy in major depressive disorder: a second multicenter, randomized, double-blind, placebo-controlled study. *J Clin Psychopharmacol*. 2008 Apr;28(2):156-65.
65. Michelson D, Adler LA, Amsterdam JD, et al. Addition of atomoxetine for depression incompletely responsive to sertraline: a randomized, double-blind, placebo-controlled study. *J Clin Psychiatry*. 2007 Apr;68(4):582-7.
66. Miranda J, Green BL, Krupnick JL, et al. One-year outcomes of a randomized clinical trial treating depression in low-income minority women. *J Consult Clin Psychol*. 2006 Feb;74(1):99-111.
67. Mittmann N, Herrmann N, Einarson TR, et al. The efficacy, safety and tolerability of antidepressants in late life depression: a meta-analysis. *J Affect Disord*. 1997 Dec;46(3):191-217.
68. Montgomery SA, Kennedy SH, Burrows GD, et al. Absence of discontinuation symptoms with agomelatine and occurrence of discontinuation symptoms with paroxetine: a randomized, double-blind, placebo-controlled discontinuation study. *Int Clin Psychopharmacol*. 2004 Sep;19(5):271-80.
69. Muhonen LH, Lonnqvist J, Lahti J, et al. Age at onset of first depressive episode as a predictor for escitalopram treatment of major depression comorbid with alcohol dependence. *Psychiatry Res*. 2009 May 15;167(1-2):115-22.

70. Mulder RT, Frampton CM, Luty SE, et al. Eighteen months of drug treatment for depression: predicting relapse and recovery. *J Affect Disord.* 2009 Apr;114(1-3):263-70.
71. Mulder RT, Joyce PR, Frampton CM, et al. Antidepressant treatment is associated with a reduction in suicidal ideation and suicide attempts. *Acta Psychiatr Scand.* 2008 Aug;118(2):116-22.
72. Nathan RS, Perel JM, Pollock BG, et al. The role of neuropharmacologic selectivity in antidepressant action: fluvoxamine versus desipramine. *J Clin Psychiatry.* 1990 Sep;51(9):367-72.
73. Nelson JC, Mankoski R, Baker RA, et al. Effects of aripiprazole adjunctive to standard antidepressant treatment on the core symptoms of depression: a post-hoc, pooled analysis of two large, placebo-controlled studies. *J Affect Disord.* 2010 Jan;120(1-3):133-40.
74. Nelson JC, Mazure CM, Jatlow PI, et al. Combining norepinephrine and serotonin reuptake inhibition mechanisms for treatment of depression: a double-blind, randomized study. *Biol Psychiatry.* 2004 Feb 1;55(3):296-300.
75. Normann C, Hummel B, Scharer LO, et al. Lamotrigine as adjunct to paroxetine in acute depression: a placebo-controlled, double-blind study. *J Clin Psychiatry.* 2002 Apr;63(4):337-44.
76. Nowak G, Siwek M, Dudek D, et al. Effect of zinc supplementation on antidepressant therapy in unipolar depression: a preliminary placebo-controlled study. *Pol J Pharmacol.* 2003 Nov-Dec;55(6):1143-7.
77. Onder E, Tural U. Faster response in depressive patients treated with fluoxetine alone than in combination with buspirone. *J Affect Disord.* 2003 Sep;76(1-3):223-7.
78. Oslin DW. Treatment of late-life depression complicated by alcohol dependence. *Am J Geriatr Psychiatry.* 2005 Jun;13(6):491-500.
79. Otero FJ, Hernandez HC, Martinez AMJ, et al. Fluoxetine/benzazepam combination in the treatment of dysthymic disorders. *Ther Res Clin Exp.* 1994 May;55(5):519-31.
80. Papakostas GI, Montgomery SA, Thase ME, et al. Comparing the rapidity of response during treatment of major depressive disorder with bupropion and the SSRIs: a pooled survival analysis of 7 double-blind, randomized clinical trials. *J Clin Psychiatry.* 2007 Dec;68(12):1907-12.
81. Perry EB, Berman RM, Sanacora G, et al. Pindolol augmentation in depressed patients resistant to selective serotonin reuptake inhibitors: a double-blind, randomized, controlled trial. *J Clin Psychiatry.* 2004 Feb;65(2):238-43.
82. Poelinger W, Haber H. Fluoxetine 40 mg vs maprotiline 75 mg in the treatment of out-patients with depressive disorders. *Int Clin Psychopharmacol.* 1989 Jan;4 Suppl 1:47-50.
83. Pohl R, Balon R, Jayaraman A, et al. Effect of fluoxetine, pemoline and placebo on heart period and QT variability in normal humans. *J Psychosom Res.* 2003 Sep;55(3):247-51.
84. Preskorn SH, Baker B, Kolluri S, et al. An innovative design to establish proof of concept of the antidepressant effects of the NR2B subunit selective N-methyl-D-aspartate antagonist, CP-101,606, in patients with treatment-refractory major depressive disorder. *J Clin Psychopharmacol.* 2008 Dec;28(6):631-7.
85. Raja M, Azzoni A. Are antidepressants warranted in the treatment of patients who present suicidal behavior? *Human Psychopharmacology.* 2008;23(8):661-8.
86. Ramaekers JG, Ansseau M, Muntjewerff ND, et al. Considering the P450 cytochrome system as determining combined effects of antidepressants and benzodiazepines on actual driving performance of depressed outpatients. *Int Clin Psychopharmacol.* 1997 May;12(3):159-69.

87. Resler G, Lavie R, Campos J, et al. Effect of folic acid combined with fluoxetine in patients with major depression on plasma homocysteine and vitamin B12, and serotonin levels in lymphocytes. *Neuroimmunomodulation*. 2008;15(3):145-52.
88. Reynolds CF, 3rd, Frank E, Perel JM, et al. High relapse rate after discontinuation of adjunctive medication for elderly patients with recurrent major depression. *Am J Psychiatry*. 1996 Nov;153(11):1418-22.
89. Roberts RL, Mulder RT, Joyce PR, et al. No evidence of increased adverse drug reactions in cytochrome P450 CYP2D6 poor metabolizers treated with fluoxetine or nortriptyline. *Hum Psychopharmacol*. 2004 Jan;19(1):17-23.
90. Rocca P, Marchiaro L, Rasetti R, et al. A comparison of paroxetine versus paroxetine plus amisulpride in the treatment of dysthymic disorder: efficacy and psychosocial outcomes. *Psychiatry Res*. 2002 Oct 10;112(2):145-52.
91. Rooney A, Grant R. Pharmacological treatment of depression in patients with a primary brain tumour. *Cochrane Database of Systematic Reviews* 2010(3).
92. Roose SP, Glassman AH, Attia E, et al. Cardiovascular effects of fluoxetine in depressed patients with heart disease. *Am J Psychiatry*. 1998 May;155(5):660-5.
93. Sanacora G, Berman RM, Cappiello A, et al. Addition of the alpha2-antagonist yohimbine to fluoxetine: effects on rate of antidepressant response. *Neuropsychopharmacology*. 2004 Jun;29(6):1166-71.
94. Santos MA, Rocha FL, Hara C. Efficacy and safety of antidepressant augmentation with lamotrigine in patients with treatment-resistant depression: A randomized, placebo-controlled, double-blind study. *Primary Care Companion to the Journal of Clinical Psychiatry*. 2008;10(3):187-90.
95. Sayyah M, Feizy F, Boostani H. A preliminary randomized double-blind clinical trial on efficacy of estrogen after hysterectomy in postmenopausal women with major depression disorder. *Minerva Psichiatr*. 2010;51(2):73-7.
96. Scardigli G, Jans G. Comparative double-blind study on efficacy and side-effects of trazodone, nomifensine, mianserin in elderly patients. *Adv Biochem Psychopharmacol*. 1982;32:229-36.
97. Scharf MB, Sachais BA. Sleep laboratory evaluation of the effects and efficacy of trazodone in depressed insomniac patients. *J Clin Psychiatry*. 1990 Sep;51 Suppl:13-7.
98. Schneider LS, Small GW, Hamilton SH, et al. Estrogen replacement and response to fluoxetine in a multicenter geriatric depression trial. Fluoxetine Collaborative Study Group. *Am J Geriatr Psychiatry*. 1997 Spring;5(2):97-106.
99. Segraves RT. Psychiatric drugs and inhibited female orgasm. *J Sex Marital Ther*. 1988 Fall;14(3):202-7.
100. Serrano-Blanco A, Gabarron E, Garcia-Bayo I, et al. Effectiveness and cost-effectiveness of antidepressant treatment in primary health care: a six-month randomised study comparing fluoxetine to imipramine. *J Affect Disord*. 2006 Apr;91(2-3):153-63.
101. Sheffrin M, Driscoll HC, Lenze EJ, et al. Pilot study of augmentation with aripiprazole for incomplete response in late-life depression: getting to remission. *J Clin Psychiatry*. 2009 Feb;70(2):208-13.
102. Smith WT, Londeborg PD, Glaudin V, et al. Is extended clonazepam cotherapy of fluoxetine effective for outpatients with major depression? *J Affect Disord*. 2002 Aug;70(3):251-9.
103. Smith WT, Londeborg PD, Glaudin V, et al. Short-term augmentation of fluoxetine with clonazepam in the treatment of depression: a double-blind study. *Am J Psychiatry*. 1998 Oct;155(10):1339-45.
104. Snedecor SJ, Botteman MF, Schaefer K, et al. Economic outcomes of eszopiclone treatment in insomnia and comorbid major depressive disorder.

- The journal of mental health policy and economics 2010(1):27-35.
105. Solai LK, Mulsant BH, Pollock BG, et al. Effect of sertraline on plasma nortriptyline levels in depressed elderly. *J Clin Psychiatry*. 1997 Oct;58(10):440-3.
 106. Stahl S, Zivkov M, Reimitz PE, et al. Meta-analysis of randomized, double-blind, placebo-controlled, efficacy and safety studies of mirtazapine versus amitriptyline in major depression. *Acta Psychiatr Scand Suppl*. 1997;391:22-30.
 107. Stein MD, Solomon DA, Anderson BJ, et al. Persistence of antidepressant treatment effects in a pharmacotherapy plus psychotherapy trial for active injection drug users. *Am J Addict*. 2005 Jul-Sep;14(4):346-57.
 108. Storch DD. Successful use of VNS for depression [15]. *Psychiatr Serv*. 2006;57(10):1518-9.
 109. Stratta P, Bolino F, Cupillari M, et al. A double-blind parallel study comparing fluoxetine with imipramine in the treatment of atypical depression. *Int Clin Psychopharmacol*. 1991 Winter;6(3):193-6.
 110. Taragano FE, Bagnatti P, Allegri RF. A double-blind, randomized clinical trial to assess the augmentation with nimodipine of antidepressant therapy in the treatment of "vascular depression". *Int Psychogeriatr*. 2005 Sep;17(3):487-98.
 111. Taylor MJ, Carney SM, Goodwin GM, et al. Folate for depressive disorders: systematic review and meta-analysis of randomized controlled trials. *J Psychopharmacol*. 2004 Jun;18(2):251-6.
 112. Taylor MJ, Rudkin L, Hawton K. Strategies for managing antidepressant-induced sexual dysfunction: Systematic review of randomised controlled trials. *J Affect Disord*. 2005 Sep 12.
 113. Trivedi MH, Thase ME, Osuntokun O, et al. An integrated analysis of olanzapine/fluoxetine combination in clinical trials of treatment-resistant depression. *J Clin Psychiatry*. 2009 Mar;70(3):387-96.
 114. Uher R, Farmer A, Henigsberg N, et al. Adverse reactions to antidepressants. *Br J Psychiatry*. 2009 Sep;195(3):202-10.
 115. van de Merwe TJ, Silverstone T, Anker SI, et al. A double-blind non-crossover placebo-controlled study between group comparison of trazodone and amitriptyline on cardiovascular function in major depressive disorder. *Psychopathology*. 1984;17 Suppl 2:64-76.
 116. Ververs T, Kaasenbrood H, Visser G, et al. Prevalence and patterns of antidepressant drug use during pregnancy. *Eur J Clin Pharmacol*. 2006 Oct;62(10):863-70.
 117. Wagner GJ, Rabkin JG, Rabkin R. A comparative analysis of standard and alternative antidepressants in the treatment of human immunodeficiency virus patients. *Compr Psychiatry*. 1996 Nov-Dec;37(6):402-8.
 118. Weigmann H, Gerek S, Zeisig A, et al. Fluvoxamine but not sertraline inhibits the metabolism of olanzapine: evidence from a therapeutic drug monitoring service. *Ther Drug Monit*. 2001 Aug;23(4):410-3.
 119. Wijkstra J, Burger H, van den Broek WW, et al. Treatment of unipolar psychotic depression: a randomized, double-blind study comparing imipramine, venlafaxine, and venlafaxine plus quetiapine. *Acta Psychiatr Scand* 2010;121(3):190-200.
 120. Yazicioglu B, Akkaya C, Sarandol A, et al. A comparison of the efficacy and tolerability of reboxetine and sertraline versus venlafaxine in major depressive disorder: a randomized, open-labeled clinical trial. *Prog Neuropsychopharmacol Biol Psychiatry*. 2006 Sep 30;30(7):1271-6.

Wrong Outcome(191):

1. Ackerman DL, Greenland S, Bystritsky A, et al. Characteristics of fluoxetine versus placebo responders in a randomized trial of geriatric depression. *Psychopharmacol Bull.* 1997;33(4):707-14.
2. Ahrold TK, Meston CM. Effects of SNS activation on SSRI-induced sexual side effects differ by SSRI. *J Sex Marital Ther.* 2009;35(4):311-9.
3. Almeida OP, Alfonso H, Hankey GJ, et al. Depression, antidepressant use and mortality in later life: The health in men study. *PLoS One.* 2010;5(6).
4. Almeida OP, Waterreus A, Hankey GJ. Preventing depression after stroke: Results from a randomized placebo-controlled trial. *J Clin Psychiatry.* 2006 Jul;67(7):1104-9.
5. Amsterdam JD, Brunswick DJ. Site variability in treatment outcome in antidepressant trials. *Prog Neuropsychopharmacol Biol Psychiatry.* 2002 Jun;26(5):989-93.
6. Argyropoulos SV, Hicks JA, Nash JR, et al. Correlation of subjective and objective sleep measurements at different stages of the treatment of depression. *Psychiatry Res.* 2003 Sep 30;120(2):179-90.
7. Armitage R, Yonkers K, Cole D, et al. A multicenter, double-blind comparison of the effects of nefazodone and fluoxetine on sleep architecture and quality of sleep in depressed outpatients. *J Clin Psychopharmacol.* 1997 Jun;17(3):161-8.
8. Arroll B, Macgillivray S, Ogston S, et al. Efficacy and tolerability of tricyclic antidepressants and SSRIs compared with placebo for treatment of depression in primary care: a meta-analysis. *Ann Fam Med.* 2005 Sep-Oct;3(5):449-56.
9. Bair MJ, Robinson RL, Eckert GJ, et al. Impact of pain on depression treatment response in primary care. *Psychosom Med.* 2004 Jan-Feb;66(1):17-22.
10. Baldwin DS, Montgomery SA, Nil R, et al. Discontinuation symptoms in depression and anxiety disorders. *International Journal of Neuropsychopharmacology.* 2007;10(1):73-84.
11. Barak Y, Kimhi R, Weizman R. Is selectivity for serotonin uptake associated with a reduced emergence of manic episodes in depressed patients? *Int Clin Psychopharmacol.* 2000 Jan;15(1):53-6.
12. Basoglu C, Ates MA, Alguel A, et al. Adjuvant Folate with Escitalopram Treatment and Homocystein, Folate, Vitamin B-12 Levels in Patients with Major Depressive Disorder. *Bulletin of Clinical Psychopharmacology* 2009;19135.
13. Basterzi AD, Yazici K, Aslan E, et al. Effects of fluoxetine and venlafaxine on serum brain derived neurotrophic factor levels in depressed patients. *Prog Neuropsychopharmacol Biol Psychiatry.* 2009 Mar 17;33(2):281-5.
14. Basterzi AD, Yazici K, Buturak V, et al. Effects of venlafaxine and fluoxetine on lymphocyte subsets in patients with major depressive disorder: a flow cytometric analysis. *Prog Neuropsychopharmacol Biol Psychiatry.* 2010 Feb 1;34(1):70-5.
15. Beasley CM, Jr., Koke SC, Nilsson ME, et al. Adverse events and treatment discontinuations in clinical trials of fluoxetine in major depressive disorder: an updated meta-analysis. *Clin Ther.* 2000 Nov;22(11):1319-30.
16. Bech P. Meta-analysis of placebo-controlled trials with mirtazapine using the core items of the Hamilton Depression Scale as evidence of a pure antidepressive effect in the short-term treatment of major depression. *Int J Neuropsychopharmacol.* 2001 Dec;4(4):337-45.
17. Bent-Hansen J, Lunde M, Klysner R, et al. The validity of the depression rating scales in discriminating between citalopram and placebo in depression recurrence in the maintenance therapy of elderly unipolar patients with major depression. *Pharmacopsychiatry.* 2003 Nov;36(6):313-6.

18. Berman RM, Anand A, Cappiello A, et al. The use of pindolol with fluoxetine in the treatment of major depression: final results from a double-blind, placebo-controlled trial. *Biol Psychiatry*. 1999 May 1;45(9):1170-7.
19. Bigos KL, Pollock BG, Aizenstein HJ, et al. Acute 5-HT reuptake blockade potentiates human amygdala reactivity. *Neuropsychopharmacology*. 2008 Dec;33(13):3221-5.
20. Bogner HR, Lin JY, Morales KH. Patterns of early adherence to the antidepressant citalopram among older primary care patients: the prospect study. *Int J Psychiatry Med*. 2006;36(1):103-19.
21. Borkowska A, Drozd W, Ziolkowska-Kochan M, et al. Enhancing effect of mirtazapine on cognitive functions associated with prefrontal cortex in patients with recurrent depression. *Neuropsychopharmacol Hung*. 2007 Oct;9(3):131-6.
22. Boulton DW, Balch AH, Royzman K, et al. The pharmacokinetics of standard antidepressants with aripiprazole as adjunctive therapy: studies in healthy subjects and in patients with major depressive disorder. *J Psychopharmacol*. 2010 Apr;24(4):537-46.
23. Brown WA, Dornseif BE, Wernicke JF. Placebo response in depression: a search for predictors. *Psychiatry Res*. 1988 Dec;26(3):259-64.
24. Brunswick DJ, Amsterdam JD, Fawcett J, et al. Fluoxetine and norfluoxetine plasma concentrations during relapse-prevention treatment. *J Affect Disord*. 2002 Apr;68(2-3):243-9.
25. Burke WJ, Dewan V, Wengel SP, et al. The use of selective serotonin reuptake inhibitors for depression and psychosis complicating dementia. *Int J Geriatr Psychiatry*. 1997 May;12(5):519-25.
26. Burke WJ, Hendricks SE, McArthur-Campbell D, et al. Fluoxetine and norfluoxetine serum concentrations and clinical response in weekly versus daily dosing. *Psychopharmacol Bull* 1996;32(1):27-32.
27. Burke WJ, Hendricks SE, McArthur-Miller D, et al. Weekly dosing of fluoxetine for the continuation phase of treatment of major depression: results of a placebo-controlled, randomized clinical trial. *J Clin Psychopharmacol*. 2000 Aug;20(4):423-7.
28. Camacho F, Kong MC, Sheehan DV, et al. Expenditures associated with dose titration at initiation of therapy in patients with major depressive disorder: A retrospective analysis of a large managed care claims database. *P and T*. 2010;35(8):452-60+68.
29. Candrian M, Schwartz F, Farabaugh A, et al. Personality disorders and perceived stress in major depressive disorder. *Psychiatry Res*. 2008 Aug 15;160(2):184-91.
30. Carney RM, Blumenthal JA, Freedland KE, et al. Depression and late mortality after myocardial infarction in the Enhancing Recovery in Coronary Heart Disease (ENRICH) study. *Psychosom Med*. 2004 Jul-Aug;66(4):466-74.
31. Carvalho LA, Gorenstein C, Moreno R, et al. Effect of antidepressants on melatonin metabolite in depressed patients. *J Psychopharmacol*. 2009 May;23(3):315-21.
32. Casciano J, Doyle J, Arikian S, et al. The health economic impact of antidepressant usage from a payer's perspective: a multinational study. *Int J Clin Pract*. 2001 Jun;55(5):292-9.
33. Cook IA, Leuchter AF, Witte E, et al. Neurophysiologic predictors of treatment response to fluoxetine in major depression. *Psychiatry Res*. 1999 Mar 22;85(3):263-73.
34. Cookson J, Gilaberte I, Desai D, et al. Treatment benefits of duloxetine in major depressive disorder as assessed by number needed to treat. *Int Clin Psychopharmacol*. 2006 Sep;21(5):267-73.
35. Cornelius JR, Chung T, Martin C, et al. Cannabis withdrawal is common among treatment-seeking adolescents with cannabis dependence and major depression, and is associated with rapid

- relapse to dependence. *Addict Behav.* 2008 Nov;33(11):1500-5.
36. Cornelius JR, Salloum IM, Ehler JG, et al. Double-blind fluoxetine in depressed alcoholic smokers. *Psychopharmacol Bull.* 1997;33(1):165-70.
 37. Cravello L, Caltagirone C, Spalletta G. The SNRI venlafaxine improves emotional unawareness in patients with post-stroke depression. *Hum Psychopharmacol.* 2009 Jun;24(4):331-6.
 38. Davidson J, Watkins L, Owens M, et al. Effects of paroxetine and venlafaxine XR on heart rate variability in depression. *J Clin Psychopharmacol.* 2005 Oct;25(5):480-4.
 39. de Carvalho GA, Bahls SC, Boeving A, et al. Effects of selective serotonin reuptake inhibitors on thyroid function in depressed patients with primary hypothyroidism or normal thyroid function. *Thyroid.* 2009 Jul;19(7):691-7.
 40. de Jonge P, Honig A, van Melle JP, et al. Nonresponse to treatment for depression following myocardial infarction: association with subsequent cardiac events. *Am J Psychiatry.* 2007 Sep;164(9):1371-8.
 41. De Las Cuevas C, de la Rosa MA, Troyano JM, et al. Are psychotropics drugs used in pregnancy? *Pharmacoepidemiol Drug Saf.* 2007 Sep;16(9):1018-23.
 42. Debus JR, Rush AJ, Himmel C, et al. Fluoxetine versus trazodone in the treatment of outpatients with major depression. *J Clin Psychiatry.* 1988 Nov;49(11):422-6.
 43. Desmarais JE, Looper KJ. Interactions between tamoxifen and antidepressants via cytochrome P450 2D6. *J Clin Psychiatry.* 2009 Dec;70(12):1688-97.
 44. Djulus J, Koren G, Einarson TR, et al. Exposure to mirtazapine during pregnancy: a prospective, comparative study of birth outcomes. *J Clin Psychiatry.* 2006 Aug;67(8):1280-4.
 45. Dunlop SR, Dornseif BE, Wernicke JF, et al. Pattern analysis shows beneficial effect of fluoxetine treatment in mild depression. *Psychopharmacol Bull.* 1990;26(2):173-80.
 46. Dunner DL, D'Souza DN, Kajdasz DK, et al. Is treatment-associated hypomania rare with duloxetine: secondary analysis of controlled trials in non-bipolar depression. *J Affect Disord.* 2005 Jul;87(1):115-9.
 47. Durham LK, Webb SM, Milos PM, et al. The serotonin transporter polymorphism, 5HTTLPR, is associated with a faster response time to sertraline in an elderly population with major depressive disorder. *Psychopharmacology (Berl).* 2004 Aug;174(4):525-9.
 48. Dursun SM, Bird D, Ronson KE. Nefazodone treatment of dysthymic disorder an open, long-term, prospective pilot study. *Prog Neuropsychopharmacol Biol Psychiatry.* 2002 May;26(4):671-6.
 49. Eick TJ, Kofoed L. An unusual indication for a single-subject clinical trial. *J Nerv Ment Dis.* 1994 Oct;182(10):587-90.
 50. Ekselius L, Bengtsson F, von Knorring L. Non-compliance with pharmacotherapy of depression is associated with a sensation seeking personality. *Int Clin Psychopharmacol.* 2000 Sep;15(5):273-8.
 51. Ekselius L, von Knorring L. Personality disorder comorbidity with major depression and response to treatment with sertraline or citalopram. *Int Clin Psychopharmacol.* 1998 Sep;13(5):205-11.
 52. Entsuah AR, Bradley MM, Littman GS. Cumulative mean change procedure: application to a comparative trial of venlafaxine, imipramine, and placebo in the treatment of major depression. *Prog Neuropsychopharmacol Biol Psychiatry.* 1994 Jul;18(4):695-706.
 53. Entsuah AR, Rudolph RL, Hackett D, et al. Efficacy of venlafaxine and placebo during long-term treatment of depression: a pooled analysis of relapse rates. *Int Clin Psychopharmacol.* 1996 Jun;11(2):137-45.

54. Entsuah R, Chitra R. A benefit-risk analysis of once-daily venlafaxine extended release (XR) and venlafaxine immediate release (IR) in outpatients with major depression. *Psychopharmacol Bull.* 1997;33(4):671-6.
55. Fava M, Labbate LA, Abraham ME, et al. Hypothyroidism and hyperthyroidism in major depression revisited. *J Clin Psychiatry.* 1995 May;56(5):186-92.
56. Fava M, Nierenberg AA, Quitkin FM, et al. A preliminary study on the efficacy of sertraline and imipramine on anger attacks in atypical depression and dysthymia. *Psychopharmacol Bull.* 1997;33(1):101-3.
57. Ferguson JM, Wesnes KA, Schwartz GE. Reboxetine versus paroxetine versus placebo: effects on cognitive functioning in depressed patients. *Int Clin Psychopharmacol.* 2003 Jan;18(1):9-14.
58. Fernandez JL, Montgomery S, Francois C. Evaluation of the cost effectiveness of escitalopram versus venlafaxine XR in major depressive disorder. *Pharmacoeconomics.* 2005;23(2):155-67.
59. Fieve RR, Goodnick PJ, Peselow ED, et al. Pattern analysis of antidepressant response to fluoxetine. *J Clin Psychiatry.* 1986 Nov;47(11):560-2.
60. Fisch C, Knoebel SB. Electrocardiographic findings in sertraline depression trials. *Drug Invest.* 1992;4(4):305-12.
61. Garriock HA, Hamilton SP. Genetic studies of drug response and side effects in the STAR*D study, part 2. *J Clin Psychiatry.* 2009 Sep;70(9):1323-5.
62. Gau YT, Liou YJ, Yu YW, et al. Evidence for association between genetic variants of p75 neurotrophin receptor (p75NTR) gene and antidepressant treatment response in Chinese major depressive disorder. *Am J Med Genet B Neuropsychiatr Genet.* 2008 Jul 5;147B(5):594-9.
63. Gentile S, Bellantuono C. Selective serotonin reuptake inhibitor exposure during early pregnancy and the risk of fetal major malformations: focus on paroxetine. *J Clin Psychiatry.* 2009;70(3):414-22.
64. Gershon S, Georgotas A, Newton R, et al. Clinical evaluation of two new antidepressants. *Adv Biochem Psychopharmacol.* 1982;32:57-68.
65. Glassman AH, Bigger JT, Jr., Gaffney M. Psychiatric characteristics associated with long-term mortality among 361 patients having an acute coronary syndrome and major depression: seven-year follow-up of SADHART participants. *Arch Gen Psychiatry.* 2009 Sep;66(9):1022-9.
66. Glassman AH, Bigger JT, Gaffney M, et al. Onset of major depression associated with acute coronary syndromes: relationship of onset, major depressive disorder history, and episode severity to sertraline benefit. *Arch Gen Psychiatry.* 2006;63(3):283-8.
67. Glassman AH, Bigger JT, Gaffney M, et al. Heart rate variability in acute coronary syndrome patients with major depression: influence of sertraline and mood improvement. *Arch Gen Psychiatry.* 2007 Sep;64(9):1025-31.
68. Goodnick PJ, Fieve RR, Peselow ED, et al. Double-blind treatment of major depression with fluoxetine: use of pattern analysis and relation of HAM-D score to CGI change. *Psychopharmacol Bull.* 1987;23(1):162-3.
69. Greenberg RP, Bornstein RF, Zborowski MJ, et al. A meta-analysis of fluoxetine outcome in the treatment of depression. *J Nerv Ment Dis.* 1994 Oct;182(10):547-51.
70. Grossman R, Reynolds D, Goodman M, et al. Efficacy of open-label venlafaxine in subjects with major depressive disorder: associations with neuroendocrine response to serotonergic and noradrenergic probes. *Psychiatry Res.* 2004 Sep 30;128(2):203-6.
71. Gualtieri CT, Johnson LG. Bupropion normalizes cognitive performance in patients with depression. *MedGenMed.* 2007;9(1):22.

72. Habra ME, Baker B, Frasure-Smith N, et al. First episode of major depressive disorder and vascular factors in coronary artery disease patients: Baseline characteristics and response to antidepressant treatment in the CREATE trial. *J Psychosom Res.* 2010 Aug;69(2):133-41.
73. Hamed A, Lee A, Ren XS, et al. Use of antidepressant medications: are there differences in psychiatric visits among patient treatments in the Veterans Administration? *Med Care.* 2004 Jun;42(6):551-9.
74. Hamilton SP, Nunes EV, Janal M, et al. The effect of sertraline on methadone plasma levels in methadone-maintenance patients. *Am J Addict.* 2000 Winter;9(1):63-9.
75. Harvey AT, Silkey BS, Kornstein SG, et al. Acute worsening of chronic depression during a double-blind, randomized clinical trial of antidepressant efficacy: differences by sex and menopausal status. *J Clin Psychiatry.* 2007 Jun;68(6):951-8.
76. Haukka J, Arffman M, Partonen T, et al. Antidepressant use and mortality in Finland: A register-linkage study from a nationwide cohort. *European Journal of Clinical Pharmacology* 2009;65(7):715-20.
77. Hayes RL, Gerner RH, Fairbanks L, et al. ECG findings in geriatric depressives given trazodone, placebo, or imipramine. *J Clin Psychiatry.* 1983 May;44(5):180-3.
78. Heiligenstein JH, Faries DE, Rush AJ, et al. Latency to rapid eye movement sleep as a predictor of treatment response to fluoxetine and placebo in nonpsychotic depressed outpatients. *Psychiatry Res.* 1994 Jun;52(3):327-39.
79. Heiligenstein JH, Tollefson GD, Faries DE. A double-blind trial of fluoxetine, 20 mg, and placebo in out-patients with DSM-III-R major depression and melancholia. *Int Clin Psychopharmacol.* 1993 Winter;8(4):247-51.
80. Hellerstein DJ, Kocsis JH, Chapman D, et al. Double-blind comparison of sertraline, imipramine, and placebo in the treatment of dysthymia: effects on personality. *Am J Psychiatry.* 2000 Sep;157(9):1436-44.
81. Himmelhoch JM, Schechtman K, Auchenbach R. The role of trazodone in the treatment of depressed cardiac patients. *Psychopathology.* 1984;17 Suppl 2:51-63.
82. Hirschfeld RM, Mallinckrodt C, Lee TC, et al. Time course of depression-symptom improvement during treatment with duloxetine. *Depress Anxiety.* 2005;21(4):170-7.
83. Hochberg HM, Kanter D, Houser VP. Electrocardiographic findings during extended clinical trials of fluvoxamine in depression: one years experience. *Pharmacopsychiatry.* 1995 Nov;28(6):253-6.
84. Hoflich G, Kasper S, Danos P, et al. Thyroid hormones, body temperature, and antidepressant treatment. *Biol Psychiatry.* 1992 Apr 15;31(8):859-62.
85. Hunter AM, Leuchter AF, Morgan ML, et al. Changes in brain function (quantitative EEG cordance) during placebo lead-in and treatment outcomes in clinical trials for major depression. *Am J Psychiatry.* 2006 Aug;163(8):1426-32.
86. Hunter AM, Muthén BO, Cook IA, et al. Antidepressant response trajectories and quantitative electroencephalography (QEEG) biomarkers in major depressive disorder. *J Psychiatr Res* 2010(2):90-8.
87. Husain MM, Rush AJ, Trivedi MH, et al. Pain in depression: STAR*D study findings. *J Psychosom Res.* 2007 Aug;63(2):113-22.
88. Hybels CF, Steffens DC, McQuoid DR, et al. Residual symptoms in older patients treated for major depression. *Int J Geriatr Psychiatry.* 2005;20(12):1196-202.
89. Jamerson BD, Krishnan KR, Roberts J, et al. Effect of bupropion SR on specific symptom clusters of depression: analysis of the 31-item Hamilton Rating Scale for depression. *Psychopharmacol Bull.* 2003 Spring;37(2):67-78.

90. Kato M, Zanardi R, Rossini D, et al. 5-HT2A gene variants influence specific and different aspects of antidepressant response in Japanese and Italian mood disorder patients. *Psychiatry Res.* 2009 May 15;167(1-2):97-105.
91. Katon W, Russo J, Frank E, et al. Predictors of nonresponse to treatment in primary care patients with dysthymia. *Gen Hosp Psychiatry.* 2002 Jan-Feb;24(1):20-7.
92. Khan A, Brodhead AE, Kolts RL, et al. Severity of depressive symptoms and response to antidepressants and placebo in antidepressant trials. *J Psychiatr Res.* 2005;39(2):145-50.
93. Khandker RK, Kruzikas DT, McLaughlin TP. Pharmacy and medical costs associated with switching between venlafaxine and SSRI antidepressant therapy for the treatment of major depressive disorder. *J Manag Care Pharm.* 2008 Jun;14(5):426-41.
94. Kimmick GG, Lovato J, McQuellon R, et al. Randomized, double-blind, placebo-controlled, crossover study of sertraline (Zoloft) for the treatment of hot flashes in women with early stage breast cancer taking tamoxifen. *Breast J.* 2006 Mar-Apr;12(2):114-22.
95. Koran LM, Hamilton SH, Hertzman M, et al. Predicting response to fluoxetine in geriatric patients with major depression. *J Clin Psychopharmacol.* 1995 Dec;15(6):421-7.
96. Kraus JE, Horrigan JP, Carpenter DJ, et al. Clinical features of patients with treatment-emergent suicidal behavior following initiation of paroxetine therapy. *J Affect Disord.* 2010 Jan;120(1-3):40-7.
97. Kraus T, Haack M, Schuld A, et al. Body weight, the tumor necrosis factor system, and leptin production during treatment with mirtazapine or venlafaxine. *Pharmacopsychiatry.* 2002 Nov;35(6):220-5.
98. Kreider MS, Bushnell WD, Oakes R, et al. A double-blind, randomized study to provide safety information on switching fluoxetine-treated patients to paroxetine without an intervening washout period. *J Clin Psychiatry.* 1995 Apr;56(4):142-5.
99. Kulp W, von der Schulenburg JM, Greiner W. Cost-effectiveness of outpatient treatment in depressive patients with escitalopram in Germany. *Eur J Health Econ.* 2005 Dec;6(4):317-21.
100. Lam RW, Gorman CP, Michalon M, et al. Multicenter, placebo-controlled study of fluoxetine in seasonal affective disorder. *Am J Psychiatry.* 1995 Dec;152(12):1765-70.
101. Lasch K, Joish VN, Zhu YP, et al. Validation of the sleep impact scale in patients with major depressive disorder and insomnia. *Current Medical Research and Opinion (England).* 2009;25:1699.
102. Lash TL, Cronin-Fenton D, Ahern TP, et al. Breast cancer recurrence risk related to concurrent use of SSRI antidepressants and tamoxifen. *Acta Oncol.* 2010;49(3):305-12.
103. Leo R, Di Lorenzo G, Tesauro M, et al. Association between enhanced soluble CD40 ligand and proinflammatory and prothrombotic states in major depressive disorder: pilot observations on the effects of selective serotonin reuptake inhibitor therapy. *J Clin Psychiatry.* 2006 Nov;67(11):1760-6.
104. Leuchter AF, Cook IA, Gilmer WS, et al. Effectiveness of a quantitative electroencephalographic biomarker for predicting differential response or remission with escitalopram and bupropion in major depressive disorder. *Psychiatry Res.* 2009 Sep 30, 2009;169(2):132-8.
105. Leuchter AF, Morgan M, Cook IA, et al. Pretreatment neurophysiological and clinical characteristics of placebo responders in treatment trials for major depression. *Psychopharmacology (Berl).* 2004 Dec;177(1-2):15-22.
106. Linden RD, Wilcox CS, Heiser JF, et al. Are selective serotonin reuptake inhibitors well tolerated in somatizing depressives? *Psychopharmacol Bull.* 1994;30(2):151-6.
107. Liu KS, Snavely DB, Ball WA, et al. Is bigger better for depression trials? *J Psychiatr Res.* 2008 Jul;42(8):622-30.

108. Lydiatt WM, Denman D, McNeilly DP, et al. A randomized, placebo-controlled trial of citalopram for the prevention of major depression during treatment for head and neck cancer. *Arch Otolaryngol Head Neck Surg.* 2008 May;134(5):528-35.
109. Malone DC. A budget-impact and cost-effectiveness model for second-line treatment of major depression. *J Manag Care Pharm.* 2007 Jul;13(6 Suppl A):S8-18.
110. March JS, Team T, Silva S, et al. The Treatment for Adolescents with Depression Study (TADS) - Long-term effectiveness and safety outcomes. *Archives of General Psychiatry (USA).* 2007 10/01;64(Oct):1132-44.
111. Marie-Mitchell A, Leuchter AF, Chou CP, et al. Predictors of improved mood over time in clinical trials for major depression. *Psychiatry Res.* 2004 Jun 30;127(1-2):73-84.
112. Martin-Merino E, Ruigomez A, Garcia Rodriguez LA, et al. Depression and treatment with antidepressants are associated with the development of gastro-oesophageal reflux disease. *Aliment Pharmacol Ther.* 2010;31(10):1132-40.
113. Mayer LS, Bay RC, Politis A, et al. Comparison of three rating scales as outcome measures for treatment trials of depression in Alzheimer disease: findings from DIADS. *Int J Geriatr Psychiatry.* 2006 Oct;21(10):930-6.
114. McFarlane A, Kamath MV, Fallen EL, et al. Effect of sertraline on the recovery rate of cardiac autonomic function in depressed patients after acute myocardial infarction. *Am Heart J.* 2001 Oct;142(4):617-23.
115. Melartin TK, Rytsälä HJ, Leskelä US, et al. Continuity is the main challenge in treating major depressive disorder in psychiatric care. *J Clin Psychiatry.* 2005;66(2):220-7.
116. Michelson D, Amsterdam J, Apter J, et al. Hormonal markers of stress response following interruption of selective serotonin reuptake inhibitor treatment. *Psychoneuroendocrinology.* 2000 Feb;25(2):169-77.
117. Michelson D, Bancroft J, Targum S, et al. Female sexual dysfunction associated with antidepressant administration: a randomized, placebo-controlled study of pharmacologic intervention. *Am J Psychiatry.* 2000 Feb;157(2):239-43.
118. Miranda J, Green BL, Krupnick JL, et al. One-year outcomes of a randomized clinical trial treating depression in low-income minority women. *J Consult Clin Psychol.* 2006 Feb;74(1):99-111.
119. Mitchell AJ, Subramaniam H. Prognosis of depression in old age compared to middle age: a systematic review of comparative studies. *Am J Psychiatry.* 2005 Sep;162(9):1588-601.
120. Montgomery SA, Pedersen V, Tanghøj P, et al. The optimal dosing regimen for citalopram--a meta-analysis of nine placebo-controlled studies. *Int Clin Psychopharmacol.* 1994 Mar;9 Suppl 1:35-40.
121. Murphy GM, Jr., Hollander SB, Rodrigues HE, et al. Effects of the serotonin transporter gene promoter polymorphism on mirtazapine and paroxetine efficacy and adverse events in geriatric major depression. *Arch Gen Psychiatry.* 2004 Nov;61(11):1163-9.
122. Nelson JC, Mankoski R, Baker RA, et al. Effects of aripiprazole adjunctive to standard antidepressant treatment on the core symptoms of depression: a post-hoc, pooled analysis of two large, placebo-controlled studies. *J Affect Disord.* 2010 Jan;120(1-3):133-40.
123. Nierenberg AA, Husain MM, Trivedi MH, et al. Residual symptoms after remission of major depressive disorder with citalopram and risk of relapse: a STAR*D report. *Psychol Med.* 2010 Jan;40(1):41-50.
124. Nierenberg AA, Pava JA, Clancy K, et al. Are neurovegetative symptoms stable in relapsing or recurrent atypical depressive episodes? *Biol Psychiatry.* 1996 Oct 15;40(8):691-6.

125. Nofzinger EA, Reynolds CF, 3rd, Thase ME, et al. REM sleep enhancement by bupropion in depressed men. *Am J Psychiatry*. 1995 Feb;152(2):274-6.
126. Oakley F, Khin NA, Parks R, et al. Improvement in activities of daily living in elderly following treatment for post-bereavement depression. *Acta Psychiatr Scand*. 2002 Mar;105(3):231-4.
127. Ott GE, Rao U, Lin KM, et al. Effect of treatment with bupropion on EEG sleep: relationship to antidepressant response. *Int J Neuropsychopharmacol*. 2004 Sep;7(3):275-81.
128. Oxman TE, Hull JG. Social support and treatment response in older depressed primary care patients. *J Gerontol B Psychol Sci Soc Sci*. 2001 Jan;56(1):P35-45.
129. Papakostas GI, Iosifescu DV, Petersen T, et al. Serum cholesterol in the continuation phase of pharmacotherapy with fluoxetine in remitted major depressive disorder. *J Clin Psychopharmacol*. 2004 Aug;24(4):467-9.
130. Papakostas GI, Petersen T, Denninger JW, et al. Treatment-related adverse events and outcome in a clinical trial of fluoxetine for major depressive disorder. *Ann Clin Psychiatry*. 2003 Sep-Dec;15(3-4):187-92.
131. Papakostas GI, Petersen T, Iosifescu DV, et al. Obesity among outpatients with major depressive disorder. *Int J Neuropsychopharmacol*. 2005 Mar;8(1):59-63.
132. Perlis RH, Alpert J, Nierenberg AA, et al. Clinical and sociodemographic predictors of response to augmentation, or dose increase among depressed outpatients resistant to fluoxetine 20 mg/day. *Acta Psychiatr Scand*. 2003 Dec;108(6):432-8.
133. Perlis RH, Moorjani P, Fagerness J, et al. Pharmacogenetic analysis of genes implicated in rodent models of antidepressant response: association of TREK1 and treatment resistance in the STAR(*)D study. *Neuropsychopharmacology*. 2008 Nov;33(12):2810-9.
134. Pierson K, Addington D, Addington J, et al. Serum monitoring of antipsychotic drug levels during concomitant administration of sertraline and antipsychotic medication. *Can J Psychiatry*. 2006 Oct;51(11):715-8.
135. Polsky D, Onesirosan P, Bauer MS, et al. Duration of therapy and health care costs of fluoxetine, paroxetine, and sertraline in 6 health plans. *J Clin Psychiatry*. 2002 Feb;63(2):156-64.
136. Quitkin FM, Petkova E, McGrath PJ, et al. When should a trial of fluoxetine for major depression be declared failed? *Am J Psychiatry*. 2003 Apr;160(4):734-40.
137. Rasanen P, Hakko H, Jokelainen J, et al. Outcome of different types of long-term antidepressant treatments: a 3-year follow-up study of 14182 patients. *J Affect Disord*. 1999 Sep;55(1):67-71.
138. Reimherr FW, Wood DR, Byerley B, et al. Characteristics of responders to fluoxetine. *Psychopharmacol Bull*. 1984 Winter;20(1):70-2.
139. Reis M, Aberg-Wistedt A, Agren H, et al. Serum disposition of sertraline, N-desmethylsertraline and paroxetine: a pharmacokinetic evaluation of repeated drug concentration measurements during 6 months of treatment for major depression. *Hum Psychopharmacol*. 2004 Jul;19(5):283-91.
140. Resler G, Lavie R, Campos J, et al. Effect of folic acid combined with fluoxetine in patients with major depression on plasma homocysteine and vitamin B12, and serotonin levels in lymphocytes. *Neuroimmunomodulation*. 2008;15(3):145-52.
141. Rickels K, Derivan A, Entsuah R, et al. Rapid onset of antidepressant activity with venlafaxine treatment. *Depression*. 1995;3(3):146-53.
142. Robinson RG, Jorge RE, Moser DJ, et al. Escitalopram and problem-solving therapy for prevention of poststroke depression: a randomized controlled trial. *JAMA*. 2008 May 28;299(20):2391-400.

143. Romeo R, Patel A, Knapp M, et al. The cost-effectiveness of mirtazapine versus paroxetine in treating people with depression in primary care. *Int Clin Psychopharmacol.* 2004 May;19(3):125-34.
144. Rosenberg PB, Mielke MM, Lyketsos CG. Caregiver assessment of patients' depression in Alzheimer disease: longitudinal analysis in a drug treatment study. *Am J Geriatr Psychiatry.* 2005 Sep;13(9):822-6.
145. Ruhe HG, Booij J, v Weert HC, et al. Evidence why paroxetine dose escalation is not effective in major depressive disorder: a randomized controlled trial with assessment of serotonin transporter occupancy. *Neuropsychopharmacology.* 2009 Mar;34(4):999-1010.
146. Rush AJ, Fava M, Wisniewski SR, et al. Sequenced treatment alternatives to relieve depression (STAR*D): rationale and design. *Control Clin Trials.* 2004 Feb;25(1):119-42.
147. Salloway S, Correia S, Boyle P, et al. MRI subcortical hyperintensities in old and very old depressed outpatients: the important role of age in late-life depression. *J Neurol Sci.* 2002 Nov 15;203-204:227-33.
148. Salzman C, Jimerson D, Vasile R, et al. Response to SSRI antidepressants correlates with reduction in plasma HVA: pilot study. *Biol Psychiatry.* 1993 Oct 15;34(8):569-71.
149. Schins A, Hamulyak K, Scharpe S, et al. Whole blood serotonin and platelet activation in depressed post-myocardial infarction patients. *Life Sci.* 2004 Dec 24;76(6):637-50.
150. Serretti A, Cusin C, Benedetti F, et al. Insomnia improvement during antidepressant treatment and CLOCK gene polymorphism. *American Journal of Medical Genetics Neuropsychiatric Genetics.* 2005;137(1):36-9.
151. Sheehan DV, Eaddy MT, Shah MB, et al. Differences in total medical costs across the SSRIs for the treatment of depression and anxiety. *Am J Manag Care.* 2005 Oct;11(12 Suppl):S354-61.
152. Sit D, Perel JM, Luther JF, et al. Disposition of chiral and racemic fluoxetine and norfluoxetine across childbearing. *J Clin Psychopharmacol.* 2010;30(4):381-6.
153. Smajkic A, Weine S, Duric-Bijedic Z, et al. Sertraline, paroxetine and venlafaxine in refugee post traumatic stress disorder with depression symptoms. *Med Arh.* 2001;55(1 Suppl 1):35-8.
154. Small GW, Hamilton SH, Bystritsky A, et al. Clinical response predictors in a double-blind, placebo-controlled trial of fluoxetine for geriatric major depression. Fluoxetine Collaborative Study Group. *Int Psychogeriatr.* 1995;7 Suppl:41-53.
155. Small GW, Schneider LS, Hamilton SH, et al. Site variability in a multisite geriatric depression trial. *Journal of Geriatric Psychiatry.* 1996;11(12):1089-95.
156. Smeraldi E, Zanardi R, Benedetti F, et al. Polymorphism within the promoter of the serotonin transporter gene and antidepressant efficacy of fluvoxamine. *Mol Psychiatry.* 1998 Nov;3(6):508-11.
157. Snedecor SJ, Botteman MF, Schaefer K, et al. Economic outcomes of eszopiclone treatment in insomnia and comorbid major depressive disorder. *The journal of mental health policy and economics* 2010(1):27-35.
158. Sneed JR, Keilp JG, Brickman AM, et al. The specificity of neuropsychological impairment in predicting antidepressant non-response in the very old depressed. *Int J Geriatr Psychiatry.* 2008 Mar;23(3):319-23.
159. Sneed JR, Roose SP, Keilp JG, et al. Response inhibition predicts poor antidepressant treatment response in very old depressed patients. *Am J Geriatr Psychiatry.* 2007 Jul;15(7):553-63.
160. Spalletta G, Ripa A, Bria P, et al. Response of emotional unawareness after stroke to antidepressant treatment. *Am J Geriatr Psychiatry.* 2006 Mar;14(3):220-7.

161. Stain-Malmgren R, Khoury AE, Aberg-Wistedt A, et al. Serotonergic function in major depression and effect of sertraline and paroxetine treatment. *Int Clin Psychopharmacol.* 2001 Mar;16(2):93-101.
162. Stein MD, Herman DS, Kettavong M, et al. Antidepressant treatment does not improve buprenorphine retention among opioid-dependent persons. *J Subst Abuse Treat.* 2010;39(2):157-66.
163. Stewart JW, Quitkin FM, McGrath PJ, et al. Use of pattern analysis to predict differential relapse of remitted patients with major depression during 1 year of treatment with fluoxetine or placebo. *Arch Gen Psychiatry.* 1998 Apr;55(4):334-43.
164. Strik JJ, Honig A, Lousberg R, et al. Cardiac side-effects of two selective serotonin reuptake inhibitors in middle-aged and elderly depressed patients. *Int Clin Psychopharmacol.* 1998 Nov;13(6):263-7.
165. Sullivan MD, Katon WJ, Russo JE, et al. Patient beliefs predict response to paroxetine among primary care patients with dysthymia and minor depression. *J Am Board Fam Pract.* 2003 Jan-Feb;16(1):22-31.
166. Tadic A, Muller MJ, Rujescu D, et al. The MAOA T941G polymorphism and short-term treatment response to mirtazapine and paroxetine in major depression. *Am J Med Genet B Neuropsychiatr Genet.* 2007 Apr 5;144B(3):325-31.
167. Tadic A, Rujescu D, Muller MJ, et al. A monoamine oxidase B gene variant and short-term antidepressant treatment response. *Prog Neuropsychopharmacol Biol Psychiatry.* 2007 Oct 1;31(7):1370-7.
168. Taylor WD, Kuchibhatla M, Payne ME, et al. Frontal white matter anisotropy and antidepressant remission in late-life depression. *PLoS One.* 2008;3(9):e3267.
169. Thase ME. Effects of venlafaxine on blood pressure: a meta-analysis of original data from 3744 depressed patients. *J Clin Psychiatry.* 1998 Oct;59(10):502-8.
170. Thase ME, Tran PV, Wiltse C, et al. Cardiovascular profile of duloxetine, a dual reuptake inhibitor of serotonin and norepinephrine. *J Clin Psychopharmacol.* 2005 Apr;25(2):132-40.
171. Trivedi MH, Dunner DL, Kornstein SG, et al. Psychosocial outcomes in patients with recurrent major depressive disorder during 2 years of maintenance treatment with venlafaxine extended release. *Journal of affective disorders* 2010;126(3):420-9.
172. Trivedi MH, Hollander E, Nutt D, et al. Clinical evidence and potential neurobiological underpinnings of unresolved symptoms of depression. *J Clin Psychiatry.* 2008 02/01;69(Feb):246-58.
173. Trivedi MH, Rush AJ, Pan JY, et al. Which depressed patients respond to nefazodone and when? *J Clin Psychiatry.* 2001 Mar;62(3):158-63.
174. Trivedi MH, Rush AJ, Wisniewski SR, et al. Factors associated with health-related quality of life among outpatients with major depressive disorder: A STAR*D report. *J Clin Psychiatry.* 2006;67(2):185-95.
175. Trivedi MH, Wan GJ, Mallick R, et al. Cost and effectiveness of venlafaxine extended-release and selective serotonin reuptake inhibitors in the acute phase of outpatient treatment for major depressive disorder. *J Clin Psychopharmacol.* 2004 Oct;24(5):497-506.
176. Uchida H, Takeuchi H, Suzuki T, et al. Combined treatment with sulpiride and paroxetine for accelerated response in patients with major depressive disorder. *J Clin Psychopharmacol* 2005;25(6):545-51.
177. Uher R, Farmer A, Henigsberg N, et al. Adverse reactions to antidepressants. *Br J Psychiatry.* 2009 Sep;195(3):202-10.
178. van Marwijk HW, Ader H, de Haan M, et al. Primary care management of major

- depression in patients aged > or =55 years: outcome of a randomised clinical trial. *Br J Gen Pract.* 2008 Oct;58(555):680-6, I-II; discussion 7.
179. van Zyl LT, Lesperance F, Frasure-Smith N, et al. Platelet and endothelial activity in comorbid major depression and coronary artery disease patients treated with citalopram: the Canadian Cardiac Randomized Evaluation of Antidepressant and Psychotherapy Efficacy Trial (CREATE) biomarker sub-study. *J Thromb Thrombolysis.* 2009 Jan;27(1):48-56.
180. Vanelli M, Coca-Perraillon M. Role of patient experience in antidepressant adherence: a retrospective data analysis. *Clin Ther* 2008;30(9):1737-45.
181. Varner RV, Ruiz P, Small DR. Black and white patients response to antidepressant treatment for major depression. *Psychiatr Q.* 1998 Summer;69(2):117-25.
182. Ververs T, Kaasenbrood H, Visser G, et al. Prevalence and patterns of antidepressant drug use during pregnancy. *Eur J Clin Pharmacol.* 2006 Oct;62(10):863-70.
183. Wade AG, Fernandez JL, Francois C, et al. Escitalopram and duloxetine in major depressive disorder: a pharmacoeconomic comparison using UK cost data. *Pharmacoeconomics.* 2008;26(11):969-81.
184. Wade AG, Saragoussi D, Despiegel N, et al. Healthcare expenditure in severely depressed patients treated with escitalopram, generic SSRIs or venlafaxine in the UK. *Curr Med Res Opin.* 2010;26(5):1161-70.
185. Wade AG, Schlaepfer TE, Andersen HF, et al. Clinical milestones predict symptom remission over 6-month and choice of treatment of patients with major depressive disorder (MDD). *J Psychiatr Res.* 2009 Feb;43(5):568-75.
186. Wade AG, Toumi I, Hemels MEH. A Pharmacoeconomic Evaluation of Escitalopram Versus Citalopram in the Treatment of Severe Depression in the United Kingdom. *Clinical Therapeutics: The International Peer-Reviewed Journal of Drug Therapy.* 2005 Apr, 2005;27(4):486-96.
187. Warden D, Trivedi MH, Wisniewski SR, et al. Early adverse events and attrition in selective serotonin reuptake inhibitor treatment: A suicide assessment methodology study report. *J Clin Psychopharmacol.* 2010;30(3):259-66.
188. Wu E, Greenberg P, Yang E, et al. Comparison of treatment persistence, hospital utilization and costs among major depressive disorder geriatric patients treated with escitalopram versus other SSRI/SNRI antidepressants. *Curr Med Res Opin.* 2008 Oct;24(10):2805-13.
189. Wu EQ, Ben-Hamadi R, Yu AP, et al. Healthcare utilization and costs incurred by patients with major depression after being switched from escitalopram to another SSRI for non-medical reasons. *Journal of Medical Economics.* 2010;13(2):314-23.
190. Yu-Isenberg KS, Fontes CL, Wan GJ, et al. Acute and continuation treatment adequacy with venlafaxine extended release compared with fluoxetine. *Pharmacotherapy.* 2004 Jan;24(1):33-40.
191. Zaharia MD, Ravindran AV, Griffiths J, et al. Lymphocyte proliferation among major depressive and dysthymic patients with typical or atypical features. *J Affect Disord.* 2000 Apr;58(1):1-10.

Wrong Publication(239):

1. The brain tells: early signs of depression recovery. *Harv Ment Health Lett.* 2002 Nov;19(5):6.
2. Novel selective serotonin reuptake inhibitors, Part II. *J Clin Psychiatry.* 1992 Jun;53(6):216-21.
3. Safety and efficacy of paroxetine in elderly patients. *Geriatrics.* 1993 Nov;48 Suppl 2:13-5.
4. SSRIs: Prozac and company - part II. *Harv Ment Health Lett.* 2000 Nov;17(5):1-3.
5. Abraham G. Massive weight gain and hostility force mirtazapine stoppage. *Can J Psychiatry.* 2002 Aug;47(6):582.
6. Albert R, Ebert D. Full efficacy of SSRI treatment in refractory dysthymia is achieved only after 16 weeks. *J Clin Psychiatry.* 1996 Apr;57(4):176.
7. Alevizos B, Vaidakis N, Alevizos E. Increased libido with the combined use of venlafaxine and mirtazapine. *J Clin Psychopharmacol.* 2005 Apr;25(2):194-6.
8. Alonso M, Val E, Rapaport MH. An open-label study of SSRI treatment in depressed hispanic and non-Hispanic women. *J Clin Psychiatry.* 1997 Jan;58(1):31.
9. Altman EM, Manos GH. Serotonin syndrome associated with citalopram and meperidine. *Psychosomatics.* 2007 Jul-Aug;48(4):361-3.
10. Altshuler LL. Fluoxetine-associated panic attacks. *J Clin Psychopharmacol.* 1994 Dec;14(6):433-4.
11. Altshuler LL, Pierre JM, Wirshing WC, et al. Sertraline and akathisia. *J Clin Psychopharmacol.* 1994 Aug;14(4):278-9.
12. Andersohn F, Willich SN. Interaction of serotonin reuptake inhibitors with tamoxifen. *BMJ.* 2010;340:c783.
13. Anghelescu I, Klawe C, Dahmen N. Venlafaxine in a patient with idiopathic leukopenia and mirtazapine-induced severe neutropenia. *J Clin Psychiatry.* 2002 Sep;63(9):838.
14. Applebee GA, Attarian HP, Schenck CH. An angry bed partner. *J Clin Sleep Med* 2009;5(5):477-9.
15. Artigas F, Perez V, Alvarez E. Pindolol induces a rapid improvement of depressed patients treated with serotonin reuptake inhibitors. *Arch Gen Psychiatry.* 1994 Mar;51(3):248-51.
16. Ashleigh EA, Fesler FA. Fluoxetine and suicidal preoccupation. *Am J Psychiatry.* 1992 Dec;149(12):1750.
17. Ashton AK. Lack of desipramine toxicity with citalopram. *J Clin Psychiatry.* 2000 Feb;61(2):144.
18. Avorn J. Depression in the elderly--falls and pitfalls. *N Engl J Med.* 1998 Sep 24;339(13):918-20.
19. Bajbouj M, Danker-Hopfe H. Maintenance treatment of depression in old age. *N Engl J Med.* 2006 Jun 8;354(23):2505-6; author reply -6.
20. Baldessarini RJ, Pompili M, Tondo L. Suicidal risk in antidepressant drug trials. *Arch Gen Psychiatry.* 2006;63(3):246-8.
21. Ballesteros J, Callado LF, Gutiérrez M. An independent meta-analysis using summary data for clinical response, remission, and discontinuation for any reason from the 6 pivotal phase III randomized clinical trials of duloxetine in major depressive disorder. *J Clin Psychopharmacol.* 2007 Apr, 2007;27(2):219-21.
22. Bauer M, Hellweg R, Baumgartner A. Fluoxetine-induced akathisia does not reappear after switch to paroxetine. *J Clin Psychiatry.* 1996 Dec;57(12):593-4.
23. Benazzi F. Fluoxetine and olanzapine for resistant depression. *American Journal of Psychiatry.* 2002;159(1):155-6.
24. Benazzi F. Hemorrhages during escitalopram-venlafaxine-mirtazapine combination treatment of depression. *Can J Psychiatry.* 2005 Mar;50(3):184.
25. Benazzi F. Severe anticholinergic side effects with venlafaxine-fluoxetine combination. *Can J Psychiatry.* 1997 Nov;42(9):980-1.

26. Benazzi F. Urinary retention with fluoxetine-haloperidol combination in a young patient. *Can J Psychiatry*. 1996 Nov;41(9):606-7.
27. Benazzi F. Venlafaxine-fluoxetine-nortriptyline interaction. *J Psychiatry Neurosci*. 1997 Jul;22(4):278-9.
28. Benazzi F. Venlafaxine-fluoxetine interaction. *J Clin Psychopharmacol*. 1999 Feb;19(1):96-8.
29. Benazzi F. Venlafaxine drug-drug interactions in clinical practice. *J Psychiatry Neurosci*. 1998 May;23(3):181-2.
30. Bhanji NH. Serotonin syndrome following low-dose sertraline. *Can J Psychiatry*. 2000 Dec;45(10):936-7.
31. Blier P, Ward HE, Tremblay P. Combination of antidepressant from treatment initiation for depression. American Psychiatric Association annual meeting. 2006.
32. Bobo WV, Shelton RC. Fluoxetine and olanzapine combination therapy in treatment-resistant major depression: review of efficacy and safety data. *Expert Opin Pharmacother*. 2009 Sep;10(13):2145-59.
33. Bolukbasi O, Akyol A. Spontaneous erections and libido increase associated with venlafaxine. *Eur J Neurol*. 1999 Jul;6(4):527-8.
34. Bossini L, Fagiolini A, Valdagno M, et al. Sexual disorders in subjects treated for mood and anxiety diseases [8]. *J Clin Psychopharmacol*. 2007;27(3):310-2.
35. Bouman WP, Johnson H, Trescoli-Serrano C, et al. Recurrent hyponatremia associated with sertraline and lofepramine. *Am J Psychiatry*. 1997 Apr;154(4):580.
36. Bourgeois JA. Reversible hyponatremia and venlafaxine. *Psychosomatics*. 2005 Sep-Oct;46(5):495-6.
37. Brent D. Antidepressants and suicidal behavior: Cause or cure? *Am J Psychiatry*. 2007;164(7):989-91.
38. Browne JL, Rice JL, Evans DL, et al. Triiodothyronine augmentation of the antidepressant effect of the nontricyclic antidepressant trazodone. *J Nerv Ment Dis*. 1990 Sep;178(9):598-9.
39. Buni TM. Treatment of dysthymia. *J Fam Pract*. 1997 Jun;44(6):528-9.
40. Burrai C, Bocchetta A, del Zompo M. Mania and fluvoxamine. *Am J Psychiatry*. 1991 Sep;148(9):1263-4.
41. Bushell I, Newton W. SSRI or tricyclics for depression? *J Fam Pract*. 1996 Oct;43(4):345-6.
42. Carroll BJ. Citalopram and the Curate's egg in geriatric depression. *Am J Psychiatry*. 2005 Sep;162(9):1762; author reply -3.
43. Carroll BJ. Sertraline and the Cheshire cat in geriatric depression. *Am J Psychiatry*. 2004 Jun;161(6):1145-6.
44. Chelben J, Strous RD, Lustig M, et al. Remission of SSRI-induced akathisia after switch to nefazodone. *J Clin Psychiatry*. 2001 Jul;62(7):570-1.
45. Christensen RC. Adverse interaction of paroxetine and cyproheptadine. *J Clin Psychiatry*. 1995 Sep;56(9):433-4.
46. Chuang YF, Chiu YL, Hwang TJ, et al. Delirium and multiple electrolyte abnormalities associated with high dose paroxetine exposure. *Psychiatry Clin Neurosci*. 2006 Oct;60(5):642-3.
47. Cipriani A, Barbui C, Geddes JR. Suicide, depression, and antidepressants. *Br Med J*. 2005;330(7488):373-4.
48. Cohen BJ, Mahelsky M, Adler L. More cases of SIADH with fluoxetine. *Am J Psychiatry*. 1990 Jul;147(7):948-9.
49. Cohen LS, Altshuler LL, Harlow BL, et al. Relapse of major depression during pregnancy in women who maintain or discontinue antidepressant treatment: Commentary. *Obstet Gynecol Surv*. 2006;61(6):368-70.
50. Coplan JD, Gorman JM. Detectable levels of fluoxetine metabolites after discontinuation: an unexpected serotonin syndrome. *Am J Psychiatry*. 1993 May;150(5):837.
51. Cornelius JR, Bukstein OG, Salloum IM, et al. Fluoxetine in depressed AUD

- adolescents: a 1-year follow-up evaluation. *J Child Adolesc Psychopharmacol*. 2004 Spring;14(1):33-8.
52. Cowen PJ, Ogilvie AD, Gama J. Efficacy, safety and tolerability of duloxetine 60 mg once daily in major depression. *Curr Med Res Opin*. 2005;21(3):345-55.
 53. Crews JR, Potts NL, Schreiber J, et al. Hyponatremia in a patient treated with sertraline. *Am J Psychiatry*. 1993 Oct;150(10):1564.
 54. Crowe D, Collins JP, Rosse RB. Thyroid hormone supplementation of fluoxetine treatment. *J Clin Psychopharmacol*. 1990 Apr;10(2):150-1.
 55. D'Mello DA, Meland R, Ransom S. Nefazodone and hypotension: complication or coincidence. *J Clin Psychopharmacol*. 1997 Apr;17(2):136.
 56. de Jong J, Hoogenboom B, van Troostwijk LD, et al. Interaction of olanzapine with fluvoxamine. *Psychopharmacology (Berl)*. 2001 May;155(2):219-20.
 57. DeVane CL, Markowitz JS, Hardesty SJ, et al. Fluvoxamine-induced theophylline toxicity. *Am J Psychiatry*. 1997 Sep;154(9):1317-8.
 58. Devarajan S. Interaction of fluoxetine and chloral hydrate. *Can J Psychiatry*. 1992 Oct;37(8):590-1.
 59. Divinsky M. A clinical dilemma. *Can Fam Physician*. 1996 Mar;42:406.
 60. Dolder C, Nelson M, Stump A. Pharmacological and clinical profile of newer antidepressants: implications for the treatment of elderly patients. *Drugs Aging*. 2010 Aug 1;27(8):625-40.
 61. Droulers A, Bodak N, Oudjhani M, et al. Decrease of valproic acid concentration in the blood when coprescribed with fluoxetine. *J Clin Psychopharmacol*. 1997 Apr;17(2):139-40.
 62. Duggal HS, Fetchko J. Serotonin syndrome and atypical antipsychotics. *Am J Psychiatry*. 2002 Apr;159(4):672-3.
 63. Elgamal S, MacQueen G. Galantamine as an adjunctive treatment in major depression. *Journal of Clinical Psychopharmacology (USA)*. 2008 03/01;28(Mar):357-9.
 64. Entsuah R, Derivan A, Kikta D. Early onset of antidepressant action of venlafaxine: pattern analysis in intent-to-treat patients. *Clin Ther*. 1998 May-Jun;20(3):517-26.
 65. Extein IL. Recent fluoxetine treatment and complications of tricyclic therapy. *Am J Psychiatry*. 1991 Nov;148(11):1601-2.
 66. Fava GA, Ruini C, Sonino N. Management of recurrent depression in primary care. *Psychother Psychosom*. 2003 Jan-Feb;72(1):3-9.
 67. Fava M, Rush AJ, Thase ME, et al. 15 Years of clinical experience with bupropion HCl: From bupropion to bupropion SR to bupropion XL. *Primary Care Companion to the Journal of Clinical Psychiatry*. 2005;7(3):106-13.
 68. Fichtner CG, Jobe TH, Braun BG. Does fluoxetine have a therapeutic window? *Lancet*. 1991 Aug 24;338(8765):520-1.
 69. Finfgeld DL. SSRI-related hyponatremia among aging adults. *J Psychosoc Nurs Ment Health Serv*. 2003 Apr;41(4):12-6.
 70. Finnegan KT, Gabiola JM. Fluoxetine overdose. *Am J Psychiatry*. 1988 Dec;145(12):1604.
 71. Fisfalen ME, Hsiung RC. Glucose dysregulation and mirtazapine-induced weight gain. *Am J Psychiatry*. 2003 Apr;160(4):797.
 72. Flint AJ, Crosby J, Genik JL. Recurrent hyponatremia associated with fluoxetine and paroxetine. *Am J Psychiatry*. 1996 Jan;153(1):134.
 73. Franco K, Malhotra S. Poststroke depression. *Am J Psychiatry*. 2001 Apr;158(4):658-60.
 74. Frank C. Recognition and treatment of serotonin syndrome. *Can Fam Physician*. 2008 Jul;54(7):988-92.
 75. Freeman MP. An imperfect literature and evidence-based medicine. *J Clin Psychiatry*. 2009 Mar;70(3):412-3.

76. Gagliano CA, Muller PG, Fourie J, et al. The therapeutic efficacy of paroxetine: (a) an open study in patients with major depression not responding to antidepressants; (b) a double-blind comparison with amitriptyline in depressed outpatients. *Acta Psychiatr Scand Suppl.* 1989;350:130-1.
77. Gallimore C. Pharmacological Management of Treatment-Resistant Depression Alternative therapies often required to alleviate symptoms. *Journal of the Pharmacy Society of Wisconsin (USA).* 2008 01/01/(NOV-DEC):18-22.
78. Gentile S. Quetiapine-fluvoxamine combination during pregnancy and while breastfeeding. *Arch Womens Ment Health.* 2006 May;9(3):158-9.
79. Gillman K. Venlafaxine-lithium toxicity: suitability for use in the elderly. *J Clin Pharm Ther.* 2007 Oct;32(5):529-31.
80. Gilmer WS, Kemp DE. STAR*D: What have we learned thus far? *International Drug Therapy Newsletter (USA).* 2006 10/01/;41(Oct).
81. Ginsberg DL. Adjunctive ropinirole for treatment-resistant depression. *Primary Psychiatry.* 2005;12(8):26-7.
82. Ginsberg DL. Vardenafil Treatment of Sertraline-Induced Anorgasmia in a Woman. *Primary Psychiatry.* 2005 Jan, 2005;12(1):17-8.
83. Goldberg JF, Sacks MH, Kocsis JH. Attenuation of response to serotonin reuptake inhibitors. *Am J Psychiatry.* 1995 Jun;152(6):954.
84. Goldstein DJ. Duloxetine in the treatment of major depressive disorder. *Neuropsychiatric Disease and Treatment.* 2007 2007;3(2):193-209.
85. Goldstein L, Barker M, Segall F, et al. Seizure and transient SIADH associated with sertraline. *Am J Psychiatry.* 1996 May;153(5):732.
86. Gonzalez-Pinto A, Imaz H, De Heredia JL, et al. Mania and tramadol-fluoxetine combination. *Am J Psychiatry.* 2001 Jun;158(6):964-5.
87. Gulsun M, Doruk A. Mirtazapine-induced akathisia. *J Clin Psychopharmacol.* 2008 Aug;28(4):467.
88. Gupta AK, Saravay SM. Venlafaxine-induced hyponatremia. *J Clin Psychopharmacol.* 1997 Jun;17(3):223-5.
89. Gupta S, Ghaly N, Dewan M. Augmenting fluoxetine with dextroamphetamine to treat refractory depression. *Hosp Community Psychiatry.* 1992 Mar;43(3):281-3.
90. Gupta S, Major LF. Hair loss associated with fluoxetine. *Br J Psychiatry.* 1991 Nov;159:737-8.
91. Hadikusumo B, Ng B. Serotonin syndrome induced by duloxetine. *Aust N Z J Psychiatry.* 2009 Jun;43(6):581-2.
92. Hargrave R, Martinez D, Bernstein AJ. Fluoxetine-induced seizures. *Psychosomatics.* 1992 Spring;33(2):236-9.
93. Hendrick V, Altshuler L. Management of major depression during pregnancy. *Am J Psychiatry.* 2002 Oct;159(10):1667-73.
94. Henry NL, Stearns V, Flockhart DA, et al. Drug interactions and pharmacogenomics in the treatment of breast cancer and depression. *Am J Psychiatry.* 2008 Oct;165(10):1251-5.
95. Himmerich H, Fulda S, Schaaf L, et al. Changes in weight and glucose tolerance during treatment with mirtazapine. *Diabetes Care.* 2006 Jan;29(1):170.
96. Hirschfeld RM. Efficacy of SSRIs and newer antidepressants in severe depression: comparison with TCAs. *J Clin Psychiatry.* 1999 May;60(5):326-35.
97. Hollister LE, Krajewski K, Rustin T, et al. Drugs for cocaine dependence: not easy. *Arch Gen Psychiatry.* 1992 Nov;49(11):905-6.
98. Holshoe JM. Antidepressants and sleep: a review. *Perspect Psychiatr Care.* 2009 Jul;45(3):191-7.
99. Hon D, Preskorn SH. Mania during fluoxetine treatment for recurrent depression. *Am J Psychiatry.* 1989 Dec;146(12):1638-9.

100. Howland RH. Electroencephalography technology for predicting response to antidepressant medications. *J Psychosoc Nurs Ment Health Serv.* 2006 Oct, 2006;44(10):11-4.
101. Hunziker ME, Suehs BT, Bettinger TL, et al. Duloxetine hydrochloride: a new dual-acting medication for the treatment of major depressive disorder. *Clin Ther* 2005;27(8):1126-43.
102. Hwang JP, Yang CH, Tsai SJ. Comparison study of venlafaxine and paroxetine for the treatment of depression in elderly Chinese inpatients. *Int J Geriatr Psychiatry.* 2004 Feb;19(2):189-90.
103. Imperadore G, Cipriani A, Signoretti A, et al. Citalopram versus other antidepressive agents for depression. *Cochrane Database of Systematic Reviews.* 2007(2).
104. indicated Na. Antidepressant efficacy may be enhanced with dual reuptake inhibition. *South African Psychiatry Review.* 2006 Feb, 2006;9(1):65.
105. Isaac MT, Tome MB. Pindolol-paroxetine combination. *Am J Psychiatry.* 1997 Dec;154(12):1790-1.
106. Isaac MT, Tome MB. Selective serotonin reuptake inhibitors plus pindolol. *Lancet.* 1997 Jul 26;350(9073):288-9.
107. Ishii M, Tatsuzawa Y, Yoshino A, et al. Serotonin syndrome induced by augmentation of SSRI with methylphenidate. *Psychiatry Clin Neurosci.* 2008 Apr;62(2):246.
108. Jacob S, Spinler SA. Hyponatremia associated with selective serotonin-reuptake inhibitors in older adults. *Ann Pharmacother.* 2006 Sep;40(9):1618-22.
109. Jakob F, Wolf J. EPMS under antidepressive therapy with fluvoxamine and concomitant antibiotic therapy with clindamycin. *Pharmacopsychiatry.* 2007 May;40(3):129.
110. Jarvik LF. Trazodone for treatment of older depressed patients: comment. *J Clin Psychopharmacol.* 1988 Dec;8(6):449-50.
111. Jerome L. Bupropion and drug-induced parkinsonism. *Can J Psychiatry.* 2001 Aug;46(6):560-1.
112. Jimenez-Genchi A. Immediate switching from moclobemide to duloxetine may induce serotonin syndrome. *J Clin Psychiatry.* 2006 Nov;67(11):1821-2.
113. John AP, Koloth R. Severe serotonin toxicity and manic switch induced by combined use of tramadol and paroxetine. *Aust N Z J Psychiatry.* 2007 Feb;41(2):192-3.
114. Kaneda Y, Ohmori T, Okabe H. Possible mild serotonin syndrome related to co-prescription of tandospirone and trazodone. *Gen Hosp Psychiatry.* 2001 Mar-Apr;23(2):98-101.
115. Karnik NS, Maldonado JR. Antidepressant and statin interactions: a review and case report of simvastatin and nefazodone-induced rhabdomyolysis and transaminitis. *Psychosomatics.* 2005 Nov-Dec;46(6):565-8.
116. Kaufeler R, Meier B, Brattstrom A. Efficacy and tolerability of Ze 117 St. John's wort extract in comparison with placebo, imipramine and fluoxetine for the treatment of mild to moderate depression according to ICD-10. An overview. *Pharmacopsychiatry.* 2001 Jul;34 Suppl 1:S49-50.
117. Keller MB. Citalopram therapy for depression: a review of 10 years of European experience and data from U.S. clinical trials. *J Clin Psychiatry.* 2000 Dec;61(12):896-908.
118. Kellett JM. Fluvoxamine: an antidepressant for the elderly? *J Psychiatry Neurosci.* 1991 Jul;16(2 Suppl 1):26-9.
119. Khan A, Shad MU, Preskorn SH. Lack of sertraline efficacy probably due to an interaction with carbamazepine. *J Clin Psychiatry.* 2000 Jul;61(7):526-7.
120. Kirsch MA, Louie AK. Paroxetine and irritable bowel syndrome. *Am J Psychiatry.* 2000 Sep;157(9):1523-4.
121. Kito S, Koga Y. Visual hallucinations and amnesia associated with zolpidem triggered by fluvoxamine: a possible

- interaction. *Int Psychogeriatr*. 2006 Dec;18(4):749-51.
122. Koga M, Kodaka F, Miyata H, et al. Symptoms of delusion: the effects of discontinuation of low-dose venlafaxine. *Acta Psychiatr Scand*. 2009 Oct;120(4):329-31.
123. Kok R, Nolen W, Heeren T. Cardiovascular changes associated with venlafaxine in the treatment of late-life depression. *Am J Geriatr Psychiatry*. 2007 Aug;15(8):725; author reply 6.
124. Konitsiotis S, Pappa S, Mantas C, et al. Acute reversible dyskinesia induced by mirtazapine. *Mov Disord*. 2005 Jun;20(6):771.
125. Kumar S. Prophylaxis of depression in older people. *Br J Psychiatry*. 2003 Oct;183:365; author reply
126. Kyomen HH, Whitfield TH. Psychosis in the elderly. *Am J Psychiatry*. 2009 Feb;166(2):146-50.
127. Labbate LA. Bupropion-SR-induced increased libido and spontaneous orgasm. *Can J Psychiatry*. 1998 Aug;43(6):644-5.
128. Lanes T, Ravaris CL. Prolonged ECT seizure duration in a patient taking trazodone. *Am J Psychiatry*. 1993 Mar;150(3):525.
129. Langlois RP, Paquette D. Sustained bradycardia during fluvoxamine and buspirone intoxication. *Can J Psychiatry*. 1994 Mar;39(2):126-7.
130. Lapierre YD. Controlling acute episodes of depression. *Int Clin Psychopharmacol*. 1991 Dec;6 Suppl 2:23-35.
131. Leentjens AF, Vreeling FW, Luijckx GJ, et al. SSRIs in the treatment of depression in Parkinson's disease. *Int J Geriatr Psychiatry*. 2003 Jun;18(6):552-4.
132. Lefkowitz D, Kilgo G, Lee S. Seizures and trazodone therapy. *Arch Gen Psychiatry*. 1985 May;42(5):523.
133. Leroi I, Walentynowicz MA. Fluoxetine-imipramine interaction. *Can J Psychiatry*. 1996 Jun;41(5):318-9.
134. Leung M, Remick R. Sertraline-associated hyponatremia. *Can J Psychiatry*. 1995 Oct;40(8):497-8.
135. Levsky ME, Schwartz JB. Sertraline-induced hyponatremia in an older patient. *J Am Geriatr Soc*. 1998 Dec;46(12):1582-3.
136. Liberek C, Aubry JM, Baud P. Manic switch and serotonin syndrome with venlafaxine-lithium-valproate association. *Therapie*. 2006 Nov-Dec;61(6):531-3.
137. Lin CC. Duloxetine treatment of social anxiety disorder with comorbid major depression. *J Clin Psychopharmacol*. 2008 Oct;28(5):591-2; author reply 2-3.
138. Linet LS. Treatment of a refractory depression with a combination of fluoxetine and d-amphetamine. *Am J Psychiatry*. 1989 Jun;146(6):803-4.
139. Liu CY, Yang YY, Wang SJ, et al. Fluoxetine-related suicidality and muscle aches in a patient with poststroke depression. *J Clin Psychopharmacol*. 1996 Dec;16(6):466-7.
140. Lock JD, Gwirtsman HE, Targ EF. Possible adverse drug interactions between fluoxetine and other psychotropics. *J Clin Psychopharmacol*. 1990 Oct;10(5):383-4.
141. Lucena MI, Blanco E, Corrales MA, et al. Interaction of fluoxetine and valproic acid. *Am J Psychiatry*. 1998 Apr;155(4):575.
142. Luis Blay S. Depression and psoriasis comorbidity. Treatment with paroxetine: two case reports. *Ann Clin Psychiatry*. 2006 Oct-Dec;18(4):271-2.
143. Lydiard RB, Anton RF, Cunningham T. Interactions between sertraline and tricyclic antidepressants. *Am J Psychiatry*. 1993 Jul;150(7):1125-6.
144. Malek-Ahmadi P, Allen SA. Paroxetine-molindone interaction. *J Clin Psychiatry*. 1995 Feb;56(2):82-3.
145. Marcus SC, Olsson M. Psychosocial functioning of medicaid recipients with major depression [3]. *Psychiatr Serv*. 2006;57(7):1046-7.

146. Marsland TW, Newton W. Are there differences by gender in response to pharmacotherapy for depression? *J Fam Pract.* 2000 Dec;49(12):1149.
147. Masand P, Gupta S, Dewan M. Suicidal ideation related to fluoxetine treatment. *N Engl J Med.* 1991 Feb 7;324(6):420.
148. McCue RE, Joseph M. Venlafaxine- and trazodone-induced serotonin syndrome. *Am J Psychiatry.* 2001 Dec;158(12):2088-9.
149. McIntosh D. A mild case of serotonin syndrome? *Can J Psychiatry.* 2000 Aug;45(6):571-2.
150. Michael A, Owen A. Venlafaxine-induced increased libido and spontaneous erections. *Br J Psychiatry.* 1997 Feb;170:193.
151. Mirassou MM. Rectal antidepressant medication in the treatment of depression. *J Clin Psychiatry.* 1998 Jan;59(1):29.
152. Mizoguchi Y, Monji A. Low-dose-trazodone-induced disorganized type psychosis. *J Neuropsychiatry Clin Neurosci.* 2005 Spring;17(2):253-4.
153. Möller HJ. Is there evidence for negative effects of antidepressants on suicidality in depressive patients? A systematic review. *Eur Arch Psychiatry Clin Neurosci.* 2006;256(8):476-96.
154. Morales N, Vermette H. Serotonin syndrome associated with linezolid treatment after discontinuation of fluoxetine. *Psychosomatics.* 2005 May-Jun;46(3):274-5.
155. Moss JH. A novel placebo lead-in behavior strategy for sertraline dosing in a depressed patient highly sensitive to medication side effects. *J Clin Psychiatry.* 1997 Sep;58(9):405-6.
156. Moustgaard G. Treatment-refractory depression successfully treated with the combination of mirtazapine and lithium. *J Clin Psychopharmacol.* 2000 Apr;20(2):268.
157. Mowla A, Ghanizadeh A, Pani A. A comparison of effects of fluoxetine and nortriptyline on the symptoms of major depressive disorder. *J Clin Psychopharmacol.* 2006 Apr;26(2):209-11.
158. Mulsant BH. Onset of confusion in the context of late-life depression. *J Psychiatry Neurosci.* 2007 Mar;32(2):152.
159. Mussig K, Morike K, Haring HU. Severe and symptomatic hyponatremia following duloxetine treatment. *J Psychopharmacol.* 2009 May;23(3):338-9.
160. Nose M, Cipriani A, Furukawa TA, et al. Duloxetine versus other anti-depressive agents for depression. *Cochrane Database of Systematic Reviews.* 2007(2).
161. Noveske FG, Hahn KR, Flynn RJ. Possible toxicity of combined fluoxetine and lithium. *Am J Psychiatry.* 1989 Nov;146(11):1515.
162. O'Brien SM. A possible role of recurrent major depression in risk of fracture. *Arch Intern Med.* 2007 Nov 26;167(21):2370; author reply -1.
163. Okada F, Okajima K. Increased sexual desire during fluvoxamine treatment. *Can J Psychiatry.* 2000 Oct;45(8):762-3.
164. Olfson M, Shaffer D. SSRI prescriptions and the rate of suicide. *Am J Psychiatry.* 2007;164(12):1907-8.
165. Olivera AO. Sertraline and akathisia: spontaneous resolution. *Biol Psychiatry.* 1997 Jan 15;41(2):241-2.
166. Olver JS, Burrows GD, Norman TR. The treatment of depression with different formulations of venlafaxine: a comparative analysis. *Hum Psychopharmacol.* 2004 Jan;19(1):9-16.
167. Omori I, Watanabe N, Nakagawa A, et al. Fluvoxamine versus other anti-depressive agents for depression. *Cochrane Database of Systematic Reviews.* 2006(3).
168. Ozdemir S, Yalug I, Aker AT. Serotonin syndrome associated with sertraline monotherapy at therapeutic doses. *Prog Neuropsychopharmacol Biol Psychiatry.* 2008 Apr 1;32(3):897-8.
169. Panzer PG, Fullilove MT. Belinda's puzzle: assembling the pieces of an

- illness. *Am J Psychiatry*. 1997 May;154(5):677-80.
170. Papadimitriou GN, Theleritis CG, Papageorgiou CC, et al. Acute adverse cutaneous reaction after the concomitant use of venlafaxine and orphenadrine citrate plus paracetamol in a depressed patient. *J Eur Acad Dermatol Venereol*. 2006 Sep;20(8):1019.
 171. Papakostas GI, Kornstein SG, Clayton AH, et al. Relative antidepressant efficacy of bupropion and the selective serotonin reuptake inhibitors in major depressive disorder: gender-age interactions. *Int Clin Psychopharmacol* 2007;22(4):226-9.
 172. Park YM, Lee HJ, Kang SG, et al. Tardive dyskinesia associated with long-term administration of escitalopram and itopride in major depressive disorder. *Prog Neuropsychopharmacol Biol Psychiatry*. 2009 Mar 17;33(2):380-1.
 173. Paton C, Ferrier IN. SSRIs and gastrointestinal bleeding. *Bmj*. 2005 Sep 10;331(7516):529-30.
 174. Pearson HJ. Interaction of fluoxetine with carbamazepine. *J Clin Psychiatry*. 1990 Mar;51(3):126.
 175. Perahia DGS, Pritchett YL, Desai D, et al. Efficacy of duloxetine in painful symptoms: An analgesic or antidepressant effect? *Int Clin Psychopharmacol*. 2006 Nov, 2006;21(6):311-7.
 176. Pinkofsky HB, Stone KD, Reeves RR. Serotonin, cigarettes, and nausea. *J Clin Psychopharmacol*. 1997 Dec;17(6):492.
 177. Pitchot W, Ansseau M. Shock-like sensations associated with duloxetine discontinuation. *Ann Clin Psychiatry*. 2008 Jul-Sep;20(3):175.
 178. Postolache TT, Rosenthal RN, Hellerstein DJ, et al. Early augmentation of sertraline with methylphenidate. *J Clin Psychiatry*. 1999 Feb;60(2):123-4.
 179. Prospero-Garcia KA, Torres-Ruiz A, Ramirez-Bermudez J, et al. Fluoxetine-mirtazapine interaction may induce restless legs syndrome: report of 3 cases from a clinical trial. *J Clin Psychiatry*. 2006 Nov;67(11):1820.
 180. Pukadan D, Antony J, Mohandas E, et al. Use of escitalopram in psychogenic excoriation. *Aust N Z J Psychiatry*. 2008 May;42(5):435-6.
 181. Purdon SE, Snaterse M. Selective serotonin reuptake inhibitor modulation of clozapine effects on cognition in schizophrenia. *Can J Psychiatry*. 1998 Feb;43(1):84-5.
 182. Rajagopalan M. Comparison of venlafaxine and imipramine in depressive illness. *Acta Psychiatr Scand*. 1998 May;97(5):384-5.
 183. Rajji TK, Mulsant BH, Lotrich FE, et al. Use of antidepressants in late-life depression. *Drugs Aging*. 2008;25(10):841-53.
 184. Ramasubbu R. Minor strokes related to paroxetine discontinuation in an elderly subject: emergent adverse events. *Can J Psychiatry*. 2003 May;48(4):281-2.
 185. Ratan DA. Fluoxetine and suicidal ideation. *J Clin Psychopharmacol*. 1997 Feb;17(1):61-2.
 186. Ravindran LN, Eisfeld BS, Kennedy SH. Combining mirtazapine and duloxetine in treatment-resistant depression improves outcomes and sexual function. *Journal of Clinical Psychopharmacology (USA)*. 2008 01/01;28(Jan):107-8.
 187. Reed SM, Glick JW. Fluoxetine and reactivation of the herpes simplex virus. *Am J Psychiatry*. 1991 Jul;148(7):949-50.
 188. Rigonatti SP, Boggio PS, Myczkowski ML, et al. Transcranial direct stimulation and fluoxetine for the treatment of depression. *Eur Psychiatry*. 2008 Jan;23(1):74-6.
 189. Roose SP. Tolerability and patient compliance. *J Clin Psychiatry*. 1999;60 Suppl 17:14-7; discussion 46-8.
 190. Ropert R. Fluoxetine versus clomipramine in major depressive disorders. *Int Clin Psychopharmacol* 1989;4 Suppl 189-95.

191. Rush AJ. Limitations in efficacy of antidepressant monotherapy. *J Clin Psychiatry*. 2007;68 Suppl 10:8-10.
192. Sansone RA, Sansone LA. Bupropion-induced neck and shoulder pain. *Pharmacopsychiatry*. 2009 Sep;42(5):203-4.
193. Santos PM, Lopez-Garcia P, Navarro JS, et al. False positive phencyclidine results caused by venlafaxine. *Am J Psychiatry*. 2007 Feb;164(2):349.
194. Saraf M, Schrader G. Seizure associated with sertraline. *Aust N Z J Psychiatry*. 1999 Dec;33(6):944-5.
195. Schouten WE, Sepers JM. Hyponatraemia associated with the use of a selective serotonin-reuptake inhibitor in an older patient. *Age Ageing*. 2001 Jan;30(1):94.
196. Schraml F, Benedetti G, Hoyle K, et al. Fluoxetine and nortriptyline combination therapy. *Am J Psychiatry*. 1989 Dec;146(12):1636-7.
197. Schweitzer I, Maguire K, Ng C. Sexual side-effects of contemporary antidepressants: review. *Aust N Z J Psychiatry*. 2009 Sep;43(9):795-808.
198. Segraves RT, Segraves KB, Bubna CN. Sexual function in patients taking bupropion sustained release. *J Clin Psychiatry* 1995;56(8):374.
199. Selzer JA. Fluoxetine, suicidal ideation, and aggressive behavior. *Am J Psychiatry*. 1992 May;149(5):708-9.
200. Settle EC, Jr. Akathisia and sertraline. *J Clin Psychiatry*. 1993 Aug;54(8):321.
201. Shad MU, Harvey AT, Lucot JB. A possible pharmacokinetic interaction between fluoxetine and acetylsalicylic acid. *J Clin Psychiatry*. 1997 Dec;58(12):549-50.
202. Shader RI, Oesterheld JR. Case 2: Dizzy Giuseppe or the vertiginous virtuoso. *J Clin Psychopharmacol*. 1994 Dec;14(6):437.
203. Shang CY, Soong WT, Lin HN. Hypokalemia with venlafaxine. *J Clin Psychiatry*. 2002 Nov;63(11):1049-50.
204. Sharma V. Venlafaxine: loss of antidepressant effect and its management. *J Clin Psychiatry*. 1998 Jul;59(7):381-2.
205. Simon JS, Sheehan D, Thase ME, et al. Comparison of efficacy and tolerability of paroxetine vs venlafaxine. 2005.
206. Sopko MA, Jr., Ehret MJ, Grgas M. Desvenlafaxine: another "me too" drug? *Ann Pharmacother*. 2008 Oct;42(10):1439-46.
207. Soutullo CA, McElroy SL, Keck PE, Jr. Hypomania associated with mirtazapine augmentation of sertraline. *J Clin Psychiatry*. 1998 Jun;59(6):320.
208. Sternbach H. Fluoxetine-associated potentiation of calcium-channel blockers. *J Clin Psychopharmacol*. 1991 Dec;11(6):390-1.
209. Stone MB, Jones ML. Clinical Review: Relationship Between Antidepressant Drugs and Suicidality in Adults. 2006:1-64.
210. Storch DD. Successful use of VNS for depression [15]. *Psychiatr Serv*. 2006;57(10):1518-9.
211. Straton JB, Cronholm P. Are paroxetine, fluoxetine, and sertraline equally effective for depression? *J Fam Pract*. 2002 Mar;51(3):285.
212. Terao T. Rapid synergistic effects of lithium and antidepressants. *Psychopharmacology (Berl)*. 1995 Nov;122(2):206-7.
213. Thompson C. Bridging the gap between psychiatric practice and primary care. *Int Clin Psychopharmacol*. 1992 Oct;7 Suppl 2:31-6.
214. Thompson C. Discontinuation of antidepressant therapy: emerging complications and their relevance. *J Clin Psychiatry*. 1998 Oct;59(10):541-8.
215. Thompson C. Management of depression in real-life settings: knowledge gained from large-scale clinical trials. *Int Clin Psychopharmacol*. 1994 Jun;9 Suppl 3:21-5.
216. Thompson M, Samuels S. Rhabdomyolysis with simvastatin and

- nefazodone. *Am J Psychiatry*. 2002 Sep;159(9):1607.
217. Trappler B, Miyashiro AM. Bupropion-amantadine-associated neurotoxicity. *J Clin Psychiatry*. 2000 Jan;61(1):61-2.
218. Trivedi MH. Major depressive disorder: Remission of associated symptoms. *J Clin Psychiatry*. 2006;67(SUPPL. 6):27-32.
219. Turkington D, Smith PP, Grant J. Idiopathic genital pain and fluvoxamine. *Br J Psychiatry*. 1992 Jun;160:871.
220. Vaccaro M, Borgia F, Barbuzza O, et al. Photodistributed eruptive telangiectasia: an uncommon adverse drug reaction to venlafaxine. *Br J Dermatol*. 2007 Oct;157(4):822-4.
221. Varghese S, Kumar A, Sagar R. Ultradian pattern bipolar affective disorder and chronic antidepressant use [1]. *J Postgrad Med*. 2007;53(3).
222. Vaughan DA. Interaction of fluoxetine with tricyclic antidepressants. *Am J Psychiatry*. 1988 Nov;145(11):1478.
223. Vilaplana J, Botey E, Lecha M, et al. Photosensitivity induced by paroxetine. *Contact Dermatitis*. 2002 Aug;47(2):118-9.
224. Walley T, Pirmohamed M, Proudlove C, et al. Interaction of metoprolol and fluoxetine. *Lancet*. 1993 Apr 10;341(8850):967-8.
225. Watanabe N, Barbui C, Churchill R, et al. Mirtazapine versus other antidepressive agents for depression (Protocol). *Cochrane Database of Systematic Reviews*. 2006(3).
226. Weber-Hamann B, Gilles M, Schilling C, et al. Improved insulin sensitivity in 51 nondiabetic depressed inpatients remitting during antidepressive treatment with mirtazapine and venlafaxine. *J Clin Psychopharmacol*. 2008 Oct;28(5):581-4.
227. Weintraub D. Nortriptyline toxicity secondary to interaction with bupropion sustained-release. *Depress Anxiety*. 2001;13(1):50-2.
228. Wenger TL, Stern WC. The cardiovascular profile of bupropion. *J Clin Psychiatry*. 1983 May;44(5 Pt 2):176-82.
229. Wheatley D. Trazodone in depression. *Int Pharmacopsychiatry*. 1980;15(4):240-6.
230. Willetts J, Lippa A, Beer B. Clinical development of citalopram. *J Clin Psychopharmacol*. 1999 Oct;19(5 Suppl 1):36S-46S.
231. Wirshing WC, Van Putten T, Rosenberg J, et al. Fluoxetine, akathisia, and suicidality: is there a causal connection? *Arch Gen Psychiatry*. 1992 Jul;49(7):580-1.
232. Workman EA, Short DD. Bupropion-induced carbohydrate craving and weight gain. *Am J Psychiatry*. 1992 Oct;149(10):1407-8.
233. Yang LP, Plosker GL. Desvenlafaxine extended release. *CNS Drugs*. 2008;22(12):1061-9.
234. Yasui-Furukori N, Kaneko S. Digitalis intoxication induced by paroxetine co-administration. *Lancet*. 2006 Mar 4;367(9512):788.
235. Yuksel FV, Tuzer V, Goka E. Escitalopram intoxication. *Eur Psychiatry*. 2005 Jan;20(1):82.
236. Zanardi R, Benedetti F, Di Bella D, et al. Efficacy of paroxetine in depression is influenced by a functional polymorphism within the promoter of the serotonin transporter gene. *J Clin Psychopharmacol*. 2000 Feb;20(1):105-7.
237. Zhalkovsky B, Walker D, Bourgeois JA. Seizure activity and enzyme elevations after venlafaxine overdose. *J Clin Psychopharmacol*. 1997 Dec;17(6):490-1.
238. Ziffra MS, Gilmer WS. STAR*D : Lessons learned for primary care. New York, NY, ETATS-UNIS: MBL Communications; 2007.
239. Zisook S, Ganadjian K, Moutier C, et al. Sequenced Treatment Alternatives to Relieve Depression (STAR*D): lessons learned. *J Clin Psychiatry*. 2008 Jul;69(7):1184-5.

Does Not Address Outcomes of Interest (277):

1. Ahrold TK, Meston CM. Effects of SNS activation on SSRI-induced sexual side effects differ by SSRI. *J Sex Marital Ther.* 2009;35(4):311-9.
2. Akiskal HS, Benazzi F. Does the FDA proposed list of possible correlates of suicidality associated with antidepressants apply to an adult private practice population? *J Affect Disord.* 2006;94(1-3):105-10.
3. Alexopoulos GS, Canuso CM, Gharabawi GM, et al. Placebo-controlled study of relapse prevention with risperidone augmentation in older patients with resistant depression. *Am J Geriatr Psychiatry.* 2008 Jan;16(1):21-30.
4. Almeida OP, Waterreus A, Hankey GJ. Preventing depression after stroke: Results from a randomized placebo-controlled trial. *J Clin Psychiatry.* 2006 Jul;67(7):1104-9.
5. Altintoprak AE, Zorlu N, Coskunol H, et al. Effectiveness and tolerability of mirtazapine and amitriptyline in alcoholic patients with co-morbid depressive disorder: a randomized, double-blind study. *Hum Psychopharmacol* 2008;23(4):313-9.
6. Altman EM, Manos GH. Serotonin syndrome associated with citalopram and meperidine. *Psychosomatics.* 2007 Jul-Aug;48(4):361-3.
7. Amsterdam JD, Shults J. Comparison of short-term venlafaxine versus lithium monotherapy for bipolar II major depressive episode: a randomized open-label study. *J Clin Psychopharmacol.* 2008 Apr;28(2):171-81.
8. Amsterdam JD, Shults J. Does tachyphylaxis occur after repeated antidepressant exposure in patients with Bipolar II major depressive episode? *J Affect Disord.* 2009 May;115(1-2):234-40.
9. Andersohn F, Willich SN. Interaction of serotonin reuptake inhibitors with tamoxifen. *BMJ.* 2010;340:c783.
10. Applebee GA, Attarian HP, Schenck CH. An angry bed partner. *J Clin Sleep Med* 2009;5(5):477-9.
11. Arias B, Serretti A, Mandelli L, et al. Dysbindin gene (DTNBP1) in major depression: association with clinical response to selective serotonin reuptake inhibitors. *Pharmacogenet Genomics.* 2009 Feb;19(2):121-8.
12. Arnold LM, Rosen A, Pritchett YL, et al. A randomized, double-blind, placebo-controlled trial of duloxetine in the treatment of women with fibromyalgia with or without major depressive disorder. *Pain.* 2005 Dec 15;119(1-3):5-15.
13. Bajbouj M, Danker-Hopfe H. Maintenance treatment of depression in old age. *N Engl J Med.* 2006 Jun 8;354(23):2505-6; author reply -6.
14. Baldessarini RJ, Pompili M, Tondo L. Suicidal risk in antidepressant drug trials. *Arch Gen Psychiatry.* 2006;63(3):246-8.
15. Baldwin DS, Montgomery SA, Nil R, et al. Discontinuation symptoms in depression and anxiety disorders. *International Journal of Neuropsychopharmacology.* 2007;10(1):73-84.
16. Ballesteros J, Callado LF, Gutiérrez M. An independent meta-analysis using summary data for clinical response, remission, and discontinuation for any reason from the 6 pivotal phase III randomized clinical trials of duloxetine in major depressive disorder. *J Clin Psychopharmacol.* 2007 Apr, 2007;27(2):219-21.
17. Barbui C, Furukawa TA, Cipriani A. Effectiveness of paroxetine in the treatment of acute major depression in adults: A systematic re-examination of published and unpublished data from randomized trials. *Can Med Assoc J.* 2008;178(3):296-305.
18. Barone P, Scarzella L, Marconi R, et al. Pramipexole versus sertraline in the treatment of depression in Parkinson's disease: a national multicenter parallel-group randomized study. *J Neurol.* 2006 May;253(5):601-7.

19. Basoglu C, Ates MA, Alguel A, et al. Adjuvant Folate with Escitalopram Treatment and Homocystein, Folate, Vitamin B-12 Levels in Patients with Major Depressive Disorder. *Bulletin of Clinical Psychopharmacology* 2009;19:135.
20. Basterzi AD, Yazici K, Aslan E, et al. Effects of fluoxetine and venlafaxine on serum brain derived neurotrophic factor levels in depressed patients. *Prog Neuropsychopharmacol Biol Psychiatry*. 2009 Mar 17;33(2):281-5.
21. Bech P, Lonn SL, Overo KF. Relapse prevention and residual symptoms: A closer analysis of placebo-controlled continuation studies with escitalopram in major depressive disorder, generalized anxiety disorder, social anxiety disorder, and obsessive-compulsive disorder. *J Clin Psychiatry*. 2010;71(2):121-9.
22. Begre S, Traber M, Gerber M, et al. Change in pain severity with open label venlafaxine use in patients with a depressive symptomatology: an observational study in primary care. *Eur Psychiatry*. 2008 Apr;23(3):178-86.
23. Berlanga C, Flores-Ramos M. Different gender response to serotonergic and noradrenergic antidepressants. A comparative study of the efficacy of citalopram and reboxetine. *J Affect Disord*. 2006 Oct;95(1-3):119-23.
24. Berman RM, Fava M, Thase ME, et al. Aripiprazole augmentation in major depressive disorder: a double-blind, placebo-controlled study in patients with inadequate response to antidepressants. *CNS Spectr*. 2009 Apr;14(4):197-206.
25. Berman RM, Marcus RN, Swanink R, et al. The efficacy and safety of aripiprazole as adjunctive therapy in major depressive disorder: a multicenter, randomized, double-blind, placebo-controlled study. *J Clin Psychiatry*. 2007 Jun;68(6):843-53.
26. Bigos KL, Pollock BG, Aizenstein HJ, et al. Acute 5-HT reuptake blockade potentiates human amygdala reactivity. *Neuropsychopharmacology*. 2008 Dec;33(13):3221-5.
27. Binneman B, Feltner D, Kolluri S, et al. A 6-week randomized, placebo-controlled trial of CP-316,311 (a selective CRH1 antagonist) in the treatment of major depression. *Am J Psychiatry*. 2008 May;165(5):617-20.
28. Blier P, Ward HE, Tremblay P. Combination of antidepressant from treatment initiation for depression. *American Psychiatric Association annual meeting*. 2006.
29. Blom MB, Jonker K, Dusseldorp E, et al. Combination treatment for acute depression is superior only when psychotherapy is added to medication. *Psychother Psychosom*. 2007;76(5):289-97.
30. Bobo WV, Shelton RC. Fluoxetine and olanzapine combination therapy in treatment-resistant major depression: review of efficacy and safety data. *Expert Opin Pharmacother*. 2009 Sep;10(13):2145-59.
31. Bodnar LM, Sunder KR, Wisner KL. Treatment with selective serotonin reuptake inhibitors during pregnancy: deceleration of weight gain because of depression or drug? *Am J Psychiatry*. 2006 Jun;163(6):986-91.
32. Bogner HR, Lin JY, Morales KH. Patterns of early adherence to the antidepressant citalopram among older primary care patients: the prospect study. *Int J Psychiatry Med*. 2006;36(1):103-19.
33. Borkowska A, Drozd W, Ziolkowska-Kochan M, et al. Enhancing effect of mirtazapine on cognitive functions associated with prefrontal cortex in patients with recurrent depression. *Neuropsychopharmacol Hung*. 2007 Oct;9(3):131-6.
34. Bradley RH, Barkin RL, Jerome J, et al. Efficacy of venlafaxine for the long term treatment of chronic pain with associated major depressive disorder. *Am J Ther*. 2003 Sep-Oct;10(5):318-23.
35. Brent D. Antidepressants and suicidal behavior: Cause or cure? *Am J Psychiatry*. 2007;164(7):989-91.

36. Brent D, Emslie G, Clarke G, et al. Switching to another SSRI or to venlafaxine with or without cognitive behavioral therapy for adolescents with SSRI-resistant depression - The TORDIA randomized controlled trial. *Journal of the American Medical Association (USA)*. 2008 08/01/;299(Aug):901-13.
37. Brown ES, Murray M, Carmody TJ, et al. The Quick Inventory of Depressive Symptomatology-Self-report: a psychometric evaluation in patients with asthma and major depressive disorder. *Ann Allergy Asthma Immunol*. 2008 May;100(5):433-8.
38. Candrian M, Schwartz F, Farabaugh A, et al. Personality disorders and perceived stress in major depressive disorder. *Psychiatry Res*. 2008 Aug 15;160(2):184-91.
39. Cankurtaran ES, Ozalp E, Soygur H, et al. Mirtazapine improves sleep and lowers anxiety and depression in cancer patients: superiority over imipramine. *Support Care Cancer*. 2008 Nov;16(11):1291-8.
40. Carney RM, Freedland KE, Rubin EH, et al. Omega-3 augmentation of sertraline in treatment of depression in patients with coronary heart disease: a randomized controlled trial. *Jama* 2009;302(15):1651-7.
41. Carvalho LA, Gorenstein C, Moreno R, et al. Effect of antidepressants on melatonin metabolite in depressed patients. *J Psychopharmacol*. 2009 May;23(3):315-21.
42. Casciano J, Doyle J, Arikian S, et al. The health economic impact of antidepressant usage from a payer's perspective: a multinational study. *Int J Clin Pract*. 2001 Jun;55(5):292-9.
43. Cheung A, Kusumakar V, Kutcher S, et al. Maintenance study for adolescent depression. *J Child Adolesc Psychopharmacol*. 2008 Aug;18(4):389-94.
44. Chuang YF, Chiu YL, Hwang TJ, et al. Delirium and multiple electrolyte abnormalities associated with high dose paroxetine exposure. *Psychiatry Clin Neurosci*. 2006 Oct;60(5):642-3.
45. Cipriani A, Barbui C, Geddes JR. Suicide, depression, and antidepressants. *Br Med J*. 2005;330(7488):373-4.
46. Cookson J, Gilaberte I, Desai D, et al. Treatment benefits of duloxetine in major depressive disorder as assessed by number needed to treat. *Int Clin Psychopharmacol*. 2006 Sep;21(5):267-73.
47. Cornelius JR, Chung T, Martin C, et al. Cannabis withdrawal is common among treatment-seeking adolescents with cannabis dependence and major depression, and is associated with rapid relapse to dependence. *Addict Behav*. 2008 Nov;33(11):1500-5.
48. Cowen PJ, Ogilvie AD, Gama J. Efficacy, safety and tolerability of duloxetine 60 mg once daily in major depression. *Curr Med Res Opin*. 2005;21(3):345-55.
49. Cravello L, Caltagirone C, Spalletta G. The SNRI venlafaxine improves emotional unawareness in patients with post-stroke depression. *Hum Psychopharmacol*. 2009 Jun;24(4):331-6.
50. Crossley NA, Bauer M. Acceleration and augmentation of antidepressants with lithium for depressive disorders: Two meta-analyses of randomized, placebo-controlled trials. *J Clin Psychiatry*. 2007 Jun, 2007;68(6):935-40.
51. Dahlberg M, Lundin K. Antidepressants and the Suicide Rate: Is There Really a Connection? *Uppsala University (Sweden) Economics Department*. 2005:4.
52. de Carvalho GA, Bahls SC, Boeving A, et al. Effects of selective serotonin reuptake inhibitors on thyroid function in depressed patients with primary hypothyroidism or normal thyroid function. *Thyroid*. 2009 Jul;19(7):691-7.
53. de Jonge P, Honig A, van Melle JP, et al. Nonresponse to treatment for depression following myocardial infarction: association with subsequent

- cardiac events. *Am J Psychiatry*. 2007 Sep;164(9):1371-8.
54. De Las Cuevas C, de la Rosa MA, Troyano JM, et al. Are psychotropics drugs used in pregnancy? *Pharmacoepidemiol Drug Saf*. 2007 Sep;16(9):1018-23.
 55. Dell'Osso B, Hadley S, Allen A, et al. Escitalopram in the treatment of impulsive-compulsive internet usage disorder: an open-label trial followed by a double-blind discontinuation phase. *J Clin Psychiatry*. 2008 Mar;69(3):452-6.
 56. Demyttenaere K, Albert A, Mesters P, et al. What happens with adverse events during 6 months of treatment with selective serotonin reuptake inhibitors? *J Clin Psychiatry* 2005;66(7):859-63.
 57. Demyttenaere K, Andersen HF, Reines EH. Impact of escitalopram treatment on Quality of Life Enjoyment and Satisfaction Questionnaire scores in major depressive disorder and generalized anxiety disorder. *Int Clin Psychopharmacol*. 2008 Sep;23(5):276-86.
 58. Dew MA, Whyte EM, Lenze EJ, et al. Recovery from major depression in older adults receiving augmentation of antidepressant pharmacotherapy. *Am J Psychiatry*. 2007 Jun;164(6):892-9.
 59. Djulus J, Koren G, Einarson TR, et al. Exposure to mirtazapine during pregnancy: a prospective, comparative study of birth outcomes. *J Clin Psychiatry*. 2006 Aug;67(8):1280-4.
 60. Dombrowski AY, Cyranowski JM, Mulsant BH, et al. Which symptoms predict recurrence of depression in women treated with maintenance interpersonal psychotherapy? *Depress Anxiety*. 2008;25(12):1060-6.
 61. Dotoli D, Spagnolo C, Bongiorno F, et al. Relapse during a 6-month continuation treatment with fluvoxamine in an Italian population: the role of clinical, psychosocial and genetic variables. *Prog Neuropsychopharmacol Biol Psychiatry*. 2006 May;30(3):442-8.
 62. Dunner DL, Amsterdam JD, Shelton RC, et al. Efficacy and tolerability of adjunctive ziprasidone in treatment-resistant depression: a randomized, open-label, pilot study. *J Clin Psychiatry*. 2007 Jul;68(7):1071-7.
 63. Dunner DL, Wilson M, Fava M, et al. Long-term tolerability and effectiveness of duloxetine in the treatment of major depressive disorder. *Depress Anxiety*. 2008;25(5):E1-8.
 64. Dutta R, Boydell J, Kennedy N, et al. Suicide and other causes of mortality in bipolar disorder: A longitudinal study. *Psychological Medicine* 2007;37(6):839-47.
 65. Eaddy M, Bramley T, Regan T. Time to antidepressant discontinuation: a comparison of controlled-release paroxetine and immediate-release selective serotonin-reuptake inhibitors. *Manag Care Interface*. 2003 Dec;16(12):22-7.
 66. Eker SS, Kirli S, Akkaya C, et al. Are there differences between serotonergic, noradrenergic and dual acting antidepressants in the treatment of depressed women? *World J Biol Psychiatry*. 2009;10(4 Pt 2):400-8.
 67. Elgamal S, MacQueen G. Galantamine as an adjunctive treatment in major depression. *Journal of Clinical Psychopharmacology (USA)*. 2008 03/01;28(Mar):357-9.
 68. Entsuah R, Gorman JM. Global benefit-risk assessment of antidepressants: venlafaxine XR and fluoxetine. *J Psychiatr Res*. 2002 May-Jun;36(3):111-8.
 69. Fava M, Graves LM, Benazzi F, et al. A cross-sectional study of the prevalence of cognitive and physical symptoms during long-term antidepressant treatment. *J Clin Psychiatry*. 2006;67(11):1754-9.
 70. Fava M, Martinez JM, Greist J, et al. The efficacy and tolerability of duloxetine in the treatment of anxious versus non-anxious depression: a post-hoc analysis of an open-label outpatient study. *Ann Clin Psychiatry*. 2007 Jul-Sep;19(3):187-95.

71. Fava M, Rush AJ, Thase ME, et al. 15 Years of clinical experience with bupropion HCl: From bupropion to bupropion SR to bupropion XL. Primary Care Companion to the Journal of Clinical Psychiatry. 2005;7(3):106-13.
72. Fiedorowicz JG, Takezawa K, Robinson RG. Risk factors for and correlates of poststroke depression following discontinuation of antidepressants. J Neuropsychiatry Clin Neurosci. 2007 Fall;19(4):399-405.
73. Frank C. Recognition and treatment of serotonin syndrome. Can Fam Physician. 2008 Jul;54(7):988-92.
74. Freeman MP. An imperfect literature and evidence-based medicine. J Clin Psychiatry. 2009 Mar;70(3):412-3.
75. Friedman RA, Leon AC. Expanding the black box - depression, antidepressants, and the risk of suicide. N Engl J Med. 2007;356(23):2343-6.
76. Gallimore C. Pharmacological Management of Treatment-Resistant Depression Alternative therapies often required to alleviate symptoms. Journal of the Pharmacy Society of Wisconsin (USA). 2008 01/01/(NOV-DEC):18-22.
77. Garcia Campayo J. Effectiveness of mirtazapine in the treatment of depression with associated somatic symptoms. Actas Esp Psiquiatr. 2008 Jan-Feb;36(1):25-32.
78. Garcia-Cebrian A, Bauer M, Montejo AL, et al. Factors influencing depression endpoints research (FINDER): Study design and population characteristics. European Psychiatry. 2008;23(1):57-65.
79. Garriock HA, Hamilton SP. Genetic studies of drug response and side effects in the STAR*D study, part 2. J Clin Psychiatry. 2009 Sep;70(9):1323-5.
80. Gau YT, Liou YJ, Yu YW, et al. Evidence for association between genetic variants of p75 neurotrophin receptor (p75NTR) gene and antidepressant treatment response in Chinese major depressive disorder. Am J Med Genet B Neuropsychiatr Genet. 2008 Jul 5;147B(5):594-9.
81. Gaynes BN, Rush AJ, Trivedi MH, et al. Primary versus specialty care outcomes for depressed outpatients managed with measurement-based care: results from STAR*D. J Gen Intern Med. 2008 May;23(5):551-60.
82. Gentile S. Quetiapine-fluvoxamine combination during pregnancy and while breastfeeding. Arch Womens Ment Health. 2006 May;9(3):158-9.
83. Gillman K. Venlafaxine-lithium toxicity: suitability for use in the elderly. J Clin Pharm Ther. 2007 Oct;32(5):529-31.
84. Gilmer WS, Gollan JK, Wisniewski SR, et al. Does the duration of index episode affect the treatment outcome of major depressive disorder? A STAR*D report. J Clin Psychiatry. 2008 Aug;69(8):1246-56.
85. Gilmer WS, Kemp DE. STAR*D: What have we learned thus far? International Drug Therapy Newsletter (USA). 2006 10/01;41(Oct).
86. Ginsberg DL. Vardenafil Treatment of Sertraline-Induced Anorgasmia in a Woman. Primary Psychiatry. 2005 Jan, 2005;12(1):17-8.
87. Glassman AH, Bigger JT, Jr., Gaffney M. Psychiatric characteristics associated with long-term mortality among 361 patients having an acute coronary syndrome and major depression: seven-year follow-up of SADHART participants. Arch Gen Psychiatry. 2009 Sep;66(9):1022-9.
88. Glassman AH, Bigger JT, Gaffney M, et al. Heart rate variability in acute coronary syndrome patients with major depression: influence of sertraline and mood improvement. Arch Gen Psychiatry. 2007 Sep;64(9):1025-31.
89. Goldstein DJ. Duloxetine in the treatment of major depressive disorder. Neuropsychiatric Disease and Treatment. 2007 2007;3(2):193-209.
90. Granger AL, Fehnel SE, Hogue SL, et al. An assessment of patient preference and adherence to treatment with Wellbutrin SR: a web-based survey. J Affect Disord. 2006 Feb;90(2-3):217-21.

91. Gualtieri CT, Johnson LG. Bupropion normalizes cognitive performance in patients with depression. *MedGenMed*. 2007;9(1):22.
92. Gulsun M, Doruk A. Mirtazapine-induced akathisia. *J Clin Psychopharmacol*. 2008 Aug;28(4):467.
93. Hadikusumo B, Ng B. Serotonin syndrome induced by duloxetine. *Aust N Z J Psychiatry*. 2009 Jun;43(6):581-2.
94. Hall WD, Lucke J. How have the selective serotonin reuptake inhibitor antidepressants affected suicide mortality? *Aust N Z J Psychiatry*. 2006 Nov-Dec;40(11-12):941-50.
95. Harvey AT, Silkey BS, Kornstein SG, et al. Acute worsening of chronic depression during a double-blind, randomized clinical trial of antidepressant efficacy: differences by sex and menopausal status. *J Clin Psychiatry*. 2007 Jun;68(6):951-8.
96. Hellerstein DJ, Batchelder S, Kreditor D, et al. Bupropion sustained-release for the treatment of dysthymic disorder: an open-label study. *J Clin Psychopharmacol*. 2001 Jun;21(3):325-9.
97. Henry NL, Stearns V, Flockhart DA, et al. Drug interactions and pharmacogenomics in the treatment of breast cancer and depression. *Am J Psychiatry*. 2008 Oct;165(10):1251-5.
98. Himmerich H, Fulda S, Schaaf L, et al. Changes in weight and glucose tolerance during treatment with mirtazapine. *Diabetes Care*. 2006 Jan;29(1):170.
99. Holshoe JM. Antidepressants and sleep: a review. *Perspect Psychiatr Care*. 2009 Jul;45(3):191-7.
100. Holtzheimer PE, 3rd, Meeks TW, Kelley ME, et al. A double blind, placebo-controlled pilot study of galantamine augmentation of antidepressant treatment in older adults with major depression. *Int J Geriatr Psychiatry*. 2008 Jun;23(6):625-31.
101. Hong Ng C, Norman TR, Naing KO, et al. A comparative study of sertraline dosages, plasma concentrations, efficacy and adverse reactions in Chinese versus Caucasian patients. *Int Clin Psychopharmacol*. 2006 Mar;21(2):87-92.
102. Howland RH. Electroencephalography technology for predicting response to antidepressant medications. *J Psychosoc Nurs Ment Health Serv*. 2006 Oct, 2006;44(10):11-4.
103. Hunter AM, Leuchter AF, Morgan ML, et al. Changes in brain function (quantitative EEG cordance) during placebo lead-in and treatment outcomes in clinical trials for major depression. *Am J Psychiatry*. 2006 Aug;163(8):1426-32.
104. Husain MM, Rush AJ, Trivedi MH, et al. Pain in depression: STAR*D study findings. *J Psychosom Res*. 2007 Aug;63(2):113-22.
105. Husain MM, Rush JA, Wisniewski SR, et al. Family history of depression and therapeutic outcome: findings from STAR*D. *J Clin Psychiatry*. 2009 Feb;70(2):185-95.
106. Hybels CF, Steffens DC, McQuoid DR, et al. Residual symptoms in older patients treated for major depression. *Int J Geriatr Psychiatry*. 2005;20(12):1196-202.
107. Imperadore G, Cipriani A, Signoretti A, et al. Citalopram versus other antidepressive agents for depression. *Cochrane Database of Systematic Reviews*. 2007(2).
108. indicated Na. Antidepressant efficacy may be enhanced with dual reuptake inhibition. *South African Psychiatry Review*. 2006 Feb, 2006;9(1):65.
109. Ishii M, Tatsuzawa Y, Yoshino A, et al. Serotonin syndrome induced by augmentation of SSRI with methylphenidate. *Psychiatry Clin Neurosci*. 2008 Apr;62(2):246.
110. Jacob S, Spinler SA. Hyponatremia associated with selective serotonin-reuptake inhibitors in older adults. *Ann Pharmacother*. 2006 Sep;40(9):1618-22.
111. Jakob F, Wolf J. EPMS under antidepressive therapy with fluvoxamine and concomitant antibiotic therapy with

- clindamycin. *Pharmacopsychiatry*. 2007 May;40(3):129.
112. Jimenez-Genchi A. Immediate switching from moclobemide to duloxetine may induce serotonin syndrome. *J Clin Psychiatry*. 2006 Nov;67(11):1821-2.
113. John AP, Koloth R. Severe serotonin toxicity and manic switch induced by combined use of tramadol and paroxetine. *Aust N Z J Psychiatry*. 2007 Feb;41(2):192-3.
114. Kasper S, Spadone C, Verpillat P, et al. Onset of action of escitalopram compared with other antidepressants: Results of a pooled analysis. *Int Clin Psychopharmacol*. 2006 Mar, 2006;21(2):105-10.
115. Kato M, Zanardi R, Rossini D, et al. 5-HT2A gene variants influence specific and different aspects of antidepressant response in Japanese and Italian mood disorder patients. *Psychiatry Res*. 2009 May 15;167(1-2):97-105.
116. Khan A, Brodhead AE, Kolts RL, et al. Severity of depressive symptoms and response to antidepressants and placebo in antidepressant trials. *J Psychiatr Res*. 2005;39(2):145-50.
117. Khandker RK, Kruzikas DT, McLaughlin TP. Pharmacy and medical costs associated with switching between venlafaxine and SSRI antidepressant therapy for the treatment of major depressive disorder. *J Manag Care Pharm*. 2008 Jun;14(5):426-41.
118. Kimmick GG, Lovato J, McQuellon R, et al. Randomized, double-blind, placebo-controlled, crossover study of sertraline (Zoloft) for the treatment of hot flashes in women with early stage breast cancer taking tamoxifen. *Breast J*. 2006 Mar-Apr;12(2):114-22.
119. Kito S, Koga Y. Visual hallucinations and amnesia associated with zolpidem triggered by fluvoxamine: a possible interaction. *Int Psychogeriatr*. 2006 Dec;18(4):749-51.
120. Kluge M, Schussler P, Steiger A. Duloxetine increases stage 3 sleep and suppresses rapid eye movement (REM) sleep in patients with major depression. *Eur Neuropsychopharmacol*. 2007 Jul;17(8):527-31.
121. Kocsis JH, Leon AC, Markowitz JC, et al. Patient preference as a moderator of outcome for chronic forms of major depressive disorder treated with nefazodone, cognitive behavioral analysis system of psychotherapy, or their combination. *J Clin Psychiatry*. 2009 Mar;70(3):354-61.
122. Koga M, Kodaka F, Miyata H, et al. Symptoms of delusion: the effects of discontinuation of low-dose venlafaxine. *Acta Psychiatr Scand*. 2009 Oct;120(4):329-31.
123. Kok R, Nolen W, Heeren T. Cardiovascular changes associated with venlafaxine in the treatment of late-life depression. *Am J Geriatr Psychiatry*. 2007 Aug;15(8):725; author reply 6.
124. Kok RM, Nolen WA, Heeren TJ. Venlafaxine versus nortriptyline in the treatment of elderly depressed inpatients: a randomised, double-blind, controlled trial. *Int J Geriatr Psychiatry*. 2007 Dec;22(12):1247-54.
125. Kok RM, Nolen WA, Heeren TJ. Outcome of late-life depression after 3 years of sequential treatment. *Acta Psychiatr Scand*. 2009 Apr;119(4):274-81.
126. Konitsiotis S, Pappa S, Mantas C, et al. Acute reversible dyskinesia induced by mirtazapine. *Mov Disord*. 2005 Jun;20(6):771.
127. Kornstein SG, Dunner DL, Meyers AL, et al. A randomized, double-blind study of increasing or maintaining duloxetine dose in patients without remission of major depressive disorder after initial duloxetine therapy. *J Clin Psychiatry*. 2008 Sep;69(9):1383-92.
128. Kozel FA, Trivedi MH, Wisniewski SR, et al. Treatment outcomes for older depressed patients with earlier versus late onset of first depressive episode: a Sequenced Treatment Alternatives to Relieve Depression (STAR*D) report. *Am J Geriatr Psychiatry*. 2008 Jan;16(1):58-64.

129. Kulisevsky J, Pagonabarraga J, Pascual-Sedano B, et al. Motor changes during sertraline treatment in depressed patients with Parkinson's disease*. *Eur J Neurol*. 2008 Sep;15(9):953-9.
130. Kulp W, von der Schulenburg JM, Greiner W. Cost-effectiveness of outpatient treatment in depressive patients with escitalopram in Germany. *Eur J Health Econ*. 2005 Dec;6(4):317-21.
131. Kyomen HH, Whitfield TH. Psychosis in the elderly. *Am J Psychiatry*. 2009 Feb;166(2):146-50.
132. Lam RW, Andersen HF. The influence of baseline severity on efficacy of escitalopram and citalopram in the treatment of major depressive disorder: an extended analysis. *Pharmacopsychiatry*. 2006 Sep;39(5):180-4.
133. Langworth S, Bodlund O, Agren H. Efficacy and tolerability of reboxetine compared with citalopram: a double-blind study in patients with major depressive disorder. *J Clin Psychopharmacol*. 2006 Apr;26(2):121-7.
134. Lasch K, Joish VN, Zhu Y, et al. Validation of the sleep impact scale in patients with major depressive disorder and insomnia. *Curr Med Res Opin*. 2009 Jul;25(7):1699-710.
135. Lasch K, Joish VN, Zhu YP, et al. Validation of the sleep impact scale in patients with major depressive disorder and insomnia. *Current Medical Research and Opinion (England)*. 2009;25:1699.
136. Lavretsky H, Park S, Siddarth P, et al. Methylphenidate-enhanced antidepressant response to citalopram in the elderly: a double-blind, placebo-controlled pilot trial. *Am J Geriatr Psychiatry*. 2006 Feb;14(2):181-5.
137. Leo R, Di Lorenzo G, Tesauro M, et al. Association between enhanced soluble CD40 ligand and proinflammatory and prothrombotic states in major depressive disorder: pilot observations on the effects of selective serotonin reuptake inhibitor therapy. *J Clin Psychiatry*. 2006 Nov;67(11):1760-6.
138. Lerman C, Niaura R, Collins BN, et al. Effect of bupropion on depression symptoms in a smoking cessation clinical trial. *Psychol Addict Behav*. 2004 Dec;18(4):362-6.
139. Leuchter AF, Cook IA, Gilmer WS, et al. Effectiveness of a quantitative electroencephalographic biomarker for predicting differential response or remission with escitalopram and bupropion in major depressive disorder. *Psychiatry Res*. 2009 Sep 30, 2009;169(2):132-8.
140. Leuchter AF, Lesser IM, Trivedi MH, et al. An open pilot study of the combination of escitalopram and bupropion-SR for outpatients with major depressive disorder. *J Psychiatr Pract*. 2008 Sep;14(5):271-80.
141. Leykin Y, Amsterdam JD, DeRubeis RJ, et al. Progressive resistance to a selective serotonin reuptake inhibitor but not to cognitive therapy in the treatment of major depression. *J Consult Clin Psychol*. 2007 Apr;75(2):267-76.
142. Liberek C, Aubry JM, Baud P. Manic switch and serotonin syndrome with venlafaxine-lithium-valproate association. *Therapie*. 2006 Nov-Dec;61(6):531-3.
143. Lieberman DZ, Montgomery SA, Tourian KA, et al. A pooled analysis of two placebo-controlled trials of desvenlafaxine in major depressive disorder. *Int Clin Psychopharmacol*. 2008 Jul;23(4):188-97.
144. Lin CC. Duloxetine treatment of social anxiety disorder with comorbid major depression. *J Clin Psychopharmacol*. 2008 Oct;28(5):591-2; author reply 2-3.
145. Liu KS, Snavely DB, Ball WA, et al. Is bigger better for depression trials? *J Psychiatr Res*. 2008 Jul;42(8):622-30.
146. Luis Blay S. Depression and psoriasis comorbidity. Treatment with paroxetine: two case reports. *Ann Clin Psychiatry*. 2006 Oct-Dec;18(4):271-2.
147. Lustman PJ, Williams MM, Sayuk GS, et al. Factors influencing glycemic control

- in type 2 diabetes during acute- and maintenance-phase treatment of major depressive disorder with bupropion. *Diabetes Care*. 2007 Mar;30(3):459-66.
148. Mallinckrodt CH, Prakash A, Houston JP, et al. Differential antidepressant symptom efficacy: placebo-controlled comparisons of duloxetine and SSRIs (fluoxetine, paroxetine, escitalopram). *Neuropsychobiology*. 2007;56(2-3):73-85.
149. Malone DC. A budget-impact and cost-effectiveness model for second-line treatment of major depression. *J Manag Care Pharm*. 2007 Jul;13(6 Suppl A):S8-18.
150. Mandelli L, Serretti A, Zanardi R, et al. Antidepressant response in the elderly. *Psychiatry Res*. 2007 Jul 30;152(1):37-44.
151. March JS, Team T, Silva S, et al. The Treatment for Adolescents with Depression Study (TADS) - Long-term effectiveness and safety outcomes. *Archives of General Psychiatry (USA)*. 2007 10/01;64(Oct):1132-44.
152. Marcus RN, McQuade RD, Carson WH, et al. The efficacy and safety of aripiprazole as adjunctive therapy in major depressive disorder: a second multicenter, randomized, double-blind, placebo-controlled study. *J Clin Psychopharmacol*. 2008 Apr;28(2):156-65.
153. Markowitz JC, Kocsis JH, Bleiberg KL, et al. A comparative trial of psychotherapy and pharmacotherapy for "pure" dysthymic patients. *J Affect Disord*. 2005 Dec;89(1-3):167-75.
154. Mayer LS, Bay RC, Politis A, et al. Comparison of three rating scales as outcome measures for treatment trials of depression in Alzheimer disease: findings from DIADS. *Int J Geriatr Psychiatry*. 2006 Oct;21(10):930-6.
155. McGrath PJ, Khan AY, Trivedi MH, et al. Response to a selective serotonin reuptake inhibitor (citalopram) in major depressive disorder with melancholic features: a STAR*D report. *J Clin Psychiatry*. 2008 Dec;69(12):1847-55.
156. Melartin TK, Rytsälä HJ, Leskelä US, et al. Continuity is the main challenge in treating major depressive disorder in psychiatric care. *J Clin Psychiatry*. 2005;66(2):220-7.
157. Meyers BS, Flint AJ, Rothschild AJ, et al. A double-blind randomized controlled trial of olanzapine plus sertraline vs olanzapine plus placebo for psychotic depression: the study of pharmacotherapy of psychotic depression (STOP-PD). *Arch Gen Psychiatry* 2009;66(8):838-47.
158. Michelson D, Adler LA, Amsterdam JD, et al. Addition of atomoxetine for depression incompletely responsive to sertraline: a randomized, double-blind, placebo-controlled study. *J Clin Psychiatry*. 2007 Apr;68(4):582-7.
159. Miranda J, Green BL, Krupnick JL, et al. One-year outcomes of a randomized clinical trial treating depression in low-income minority women. *J Consult Clin Psychol*. 2006 Feb;74(1):99-111.
160. Mohamed S, Osatuke K, Aslam M, et al. Escitalopram for comorbid depression and anxiety in elderly patients: A 12-week, open-label, flexible-dose, pilot trial. *Am J Geriatr Pharmacother*. 2006 Sep;4(3):201-9.
161. Möller HJ. Is there evidence for negative effects of antidepressants on suicidality in depressive patients? A systematic review. *Eur Arch Psychiatry Clin Neurosci*. 2006;256(8):476-96.
162. Moncrieff J, Kirsch I. Efficacy of antidepressants in adults. *Br Med J*. 2005;331(7509):155-7.
163. Monte S, Macchia A, Romero M, et al. Antidepressants and cardiovascular outcomes in patients without known cardiovascular risk. *Eur J Clin Pharmacol* 2009;65(11):1131-8.
164. Morales N, Vermette H. Serotonin syndrome associated with linezolid treatment after discontinuation of fluoxetine. *Psychosomatics*. 2005 May-Jun;46(3):274-5.
165. Morasco BJ, Rifai MA, Loftis JM, et al. A randomized trial of paroxetine to prevent interferon-alpha-induced depression in

- patients with hepatitis C. *J Affect Disord*. 2007 Nov;103(1-3):83-90.
166. Mottram P, Wilson K, Strobl J. Antidepressants for depressed elderly. *Cochrane Database Syst Rev*. 2006(1).
167. Mowla A, Ghanizadeh A, Pani A. A comparison of effects of fluoxetine and nortriptyline on the symptoms of major depressive disorder. *J Clin Psychopharmacol*. 2006 Apr;26(2):209-11.
168. Muhonen LH, Lonnqvist J, Juva K, et al. Double-blind, randomized comparison of memantine and escitalopram for the treatment of major depressive disorder comorbid with alcohol dependence. *J Clin Psychiatry*. 2008 Mar;69(3):392-9.
169. Muhonen LH, Lonnqvist J, Lahti J, et al. Age at onset of first depressive episode as a predictor for escitalopram treatment of major depression comorbid with alcohol dependence. *Psychiatry Res*. 2009 May 15;167(1-2):115-22.
170. Mulder RT, Frampton CM, Luty SE, et al. Eighteen months of drug treatment for depression: predicting relapse and recovery. *J Affect Disord*. 2009 Apr;114(1-3):263-70.
171. Mulder RT, Joyce PR, Frampton CM, et al. Antidepressant treatment is associated with a reduction in suicidal ideation and suicide attempts. *Acta Psychiatr Scand*. 2008 Aug;118(2):116-22.
172. Mulsant BH. Onset of confusion in the context of late-life depression. *J Psychiatry Neurosci*. 2007 Mar;32(2):152.
173. Musselman DL, Somerset WI, Guo Y, et al. A double-blind, multicenter, parallel-group study of paroxetine, desipramine, or placebo in breast cancer patients (stages I, II, III, and IV) with major depression. *J Clin Psychiatry*. 2006 Feb;67(2):288-96.
174. Mussig K, Morike K, Haring HU. Severe and symptomatic hyponatremia following duloxetine treatment. *J Psychopharmacol*. 2009 May;23(3):338-9.
175. Nemeroff CB, Entsuah R, Benattia I, et al. Comprehensive analysis of remission (COMPARE) with venlafaxine versus SSRIs. *Biol Psychiatry*. 2008 Feb 15;63(4):424-34.
176. Ng J, Sansone RA, McDonald S. Akathisia and abnormal movements of the upper extremities with venlafaxine and methimazole. *Gen Hosp Psychiatry* 2009;31(4):388-90.
177. Nose M, Cipriani A, Furukawa TA, et al. Duloxetine versus other anti-depressive agents for depression. *Cochrane Database of Systematic Reviews*. 2007(2).
178. O'Brien SM. A possible role of recurrent major depression in risk of fracture. *Arch Intern Med*. 2007 Nov 26;167(21):2370; author reply -1.
179. Olfson M, Shaffer D. SSRI prescriptions and the rate of suicide. *Am J Psychiatry*. 2007;164(12):1907-8.
180. Olie JP, Tonnoir B, Menard F, et al. A prospective study of escitalopram in the treatment of major depressive episodes in the presence or absence of anxiety. *Depress Anxiety*. 2007;24(5):318-24.
181. Olver JS, Burrows GD, Norman TR. The treatment of depression with different formulations of venlafaxine: a comparative analysis. *Hum Psychopharmacol*. 2004 Jan;19(1):9-16.
182. Omori I, Watanabe N, Nakagawa A, et al. Fluvoxamine versus other anti-depressive agents for depression. *Cochrane Database of Systematic Reviews*. 2006(3).
183. Ott GE, Rao U, Lin KM, et al. Effect of treatment with bupropion on EEG sleep: relationship to antidepressant response. *Int J Neuropsychopharmacol*. 2004 Sep;7(3):275-81.
184. Ozdemir S, Yalug I, Aker AT. Serotonin syndrome associated with sertraline monotherapy at therapeutic doses. *Prog Neuropsychopharmacol Biol Psychiatry*. 2008 Apr 1;32(3):897-8.
185. Papadimitriou GN, Theleritis CG, Papageorgiou CC, et al. Acute adverse cutaneous reaction after the concomitant use of venlafaxine and

- orphenadrine citrate plus paracetamol in a depressed patient. *J Eur Acad Dermatol Venereol*. 2006 Sep;20(8):1019.
186. Papakostas GI, Clain A, Ameral VE, et al. Fluoxetine-clonazepam cotherapy for anxious depression: an exploratory, post-hoc analysis of a randomized, double blind study. *Int Clin Psychopharmacol* 2010;25(1):17-21.
187. Papakostas GI, Crawford CM, Scalia MJ, et al. Timing of clinical improvement and symptom resolution in the treatment of major depressive disorder. A replication of findings with the use of a double-blind, placebo-controlled trial of *Hypericum perforatum* versus fluoxetine. *Neuropsychobiology*. 2007;56(2-3):132-7.
188. Papakostas GI, McGrath P, Stewart J, et al. Psychic and somatic anxiety symptoms as predictors of response to fluoxetine in major depressive disorder. *Psychiatry Res*. 2008 Oct 30;161(1):116-20.
189. Papakostas GI, Montgomery SA, Thase ME, et al. Comparing the rapidity of response during treatment of major depressive disorder with bupropion and the SSRIs: a pooled survival analysis of 7 double-blind, randomized clinical trials. *J Clin Psychiatry*. 2007 Dec;68(12):1907-12.
190. Papakostas GI, Trivedi MH, Alpert JE, et al. Efficacy of bupropion and the selective serotonin reuptake inhibitors in the treatment of anxiety symptoms in major depressive disorder: a meta-analysis of individual patient data from 10 double-blind, randomized clinical trials. *J Psychiatr Res*. 2008 Jan;42(2):134-40.
191. Park YM, Lee HJ, Kang SG, et al. Tardive dyskinesia associated with long-term administration of escitalopram and itopride in major depressive disorder. *Prog Neuropsychopharmacol Biol Psychiatry*. 2009 Mar 17;33(2):380-1.
192. Parker G, Tully L, Olley A, et al. SSRIs as mood stabilizers for Bipolar II Disorder? A proof of concept study. *J Affect Disord*. 2006 Jun;92(2-3):205-14.
193. Parry BL. Perimenopausal depression. *Am J Psychiatry*. 2008 Jan;165(1):23-7.
194. Perahia DG, Quail D, Desai D, et al. Switching to duloxetine from selective serotonin reuptake inhibitor antidepressants: a multicenter trial comparing 2 switching techniques. *J Clin Psychiatry*. 2008 Jan;69(1):95-105.
195. Perahia DG, Quail D, Desai D, et al. Switching to duloxetine in selective serotonin reuptake inhibitor non- and partial-responders: effects on painful physical symptoms of depression. *J Psychiatr Res*. 2009 Feb;43(5):512-8.
196. Perahia DGS, Pritchett YL, Desai D, et al. Efficacy of duloxetine in painful symptoms: An analgesic or antidepressant effect? *Int Clin Psychopharmacol*. 2006 Nov, 2006;21(6):311-7.
197. Perlis RH, Moorjani P, Fagerness J, et al. Pharmacogenetic analysis of genes implicated in rodent models of antidepressant response: association of TREK1 and treatment resistance in the STAR(*)D study. *Neuropsychopharmacology*. 2008 Nov;33(12):2810-9.
198. Perry R, Cassagnol M. Desvenlafaxine: A new serotonin-norepinephrine reuptake inhibitor for the treatment of adults with major depressive disorder. *Clin Ther*. 2009;31(SUPPL. 1):1374-404.
199. Perugi G, Romano A, Tusini G. Short-term and long-term treatment in depressive syndromes: Focus on antidepressants tolerability. *Trattamento farmacologico a breve e lungo termine nelle sindromi depressive: Focus sulla tollerabilità degli antidepressivi*. 2007;13(3):378-86.
200. Pierson K, Addington D, Addington J, et al. Serum monitoring of antipsychotic drug levels during concomitant administration of sertraline and antipsychotic medication. *Can J Psychiatry*. 2006 Oct;51(11):715-8.
201. Pinquart M, Duberstein PR, Lyness JM. Treatments for later-life depressive conditions: A meta-analytic comparison

- of pharmacotherapy and psychotherapy. *Am J Psychiatry*. 2006;163(9):1493-501.
202. Pinto C, Trivedi JK, Vankar GK, et al. An open-label multicentric study of the tolerability and response to escitalopram treatment in Indian patients with major depressive disorder. *J Indian Med Assoc*. 2007 Jul;105(7):364, 6, 8 passim.
203. Pitchot W, Ansseau M. Shock-like sensations associated with duloxetine discontinuation. *Ann Clin Psychiatry*. 2008 Jul-Sep;20(3):175.
204. Post RM, Altshuler LL, Leverich GS, et al. Mood switch in bipolar depression: comparison of adjunctive venlafaxine, bupropion and sertraline. *Br J Psychiatry*. 2006 Aug;189:124-31.
205. Posternak MA, Zimmerman M. Dual Reuptake Inhibitors Incur Lower Rates of Tachyphylaxis Than Selective Serotonin Reuptake Inhibitors: A Retrospective Study. *J Clin Psychiatry*. 2005 Jun, 2005;66(6):705-7.
206. Preskorn SH, Baker B, Kolluri S, et al. An innovative design to establish proof of concept of the antidepressant effects of the NR2B subunit selective N-methyl-D-aspartate antagonist, CP-101,606, in patients with treatment-refractory major depressive disorder. *J Clin Psychopharmacol*. 2008 Dec;28(6):631-7.
207. Prospero-Garcia KA, Torres-Ruiz A, Ramirez-Bermudez J, et al. Fluoxetine-mirtazapine interaction may induce restless legs syndrome: report of 3 cases from a clinical trial. *J Clin Psychiatry*. 2006 Nov;67(11):1820.
208. Pukadan D, Antony J, Mohandas E, et al. Use of escitalopram in psychogenic excoriation. *Aust N Z J Psychiatry*. 2008 May;42(5):435-6.
209. Ravindran LN, Eisfeld BS, Kennedy SH. Combining mirtazapine and duloxetine in treatment-resistant depression improves outcomes and sexual function. *Journal of Clinical Psychopharmacology (USA)*. 2008 01/01;28(Jan):107-8.
210. Resler G, Lavie R, Campos J, et al. Effect of folic acid combined with fluoxetine in patients with major depression on plasma homocysteine and vitamin B12, and serotonin levels in lymphocytes. *Neuroimmunomodulation*. 2008;15(3):145-52.
211. Rigonatti SP, Boggio PS, Myczkowski ML, et al. Transcranial direct stimulation and fluoxetine for the treatment of depression. *Eur Psychiatry*. 2008 Jan;23(1):74-6.
212. Rothbaum BO, Killeen TK, Davidson JR, et al. Placebo-controlled trial of risperidone augmentation for selective serotonin reuptake inhibitor-resistant civilian posttraumatic stress disorder. *J Clin Psychiatry*. 2008 04/01;69(Apr):520-5.
213. Royall DR, Cordes JA, Roman G, et al. Sertraline improves executive function in patients with vascular cognitive impairment. *J Neuropsychiatry Clin Neurosci* 2009;21(4):445-54.
214. Rudolph RL. Achieving remission from depression with venlafaxine and venlafaxine extended release: a literature review of comparative studies with selective serotonin reuptake inhibitors. *Acta Psychiatr Scand Suppl*. 2002(415):24-30.
215. Ruhe HG, Booij J, v Weert HC, et al. Evidence why paroxetine dose escalation is not effective in major depressive disorder: a randomized controlled trial with assessment of serotonin transporter occupancy. *Neuropsychopharmacology*. 2009 Mar;34(4):999-1010.
216. Rush AJ. Limitations in efficacy of antidepressant monotherapy. *J Clin Psychiatry*. 2007;68 Suppl 10:8-10.
217. San L, Arranz B. Mirtazapine: Only for depression? *Acta Neuropsychiatrica*. 2006 Jun-Aug, 2006;18(3):130-43.
218. Sansone RA, Sansone LA. Bupropion-induced neck and shoulder pain. *Pharmacopsychiatry*. 2009 Sep;42(5):203-4.
219. Santos MA, Rocha FL, Hara C. Efficacy and safety of antidepressant augmentation with lamotrigine in patients with treatment-resistant

- depression: A randomized, placebo-controlled, double-blind study. *Primary Care Companion to the Journal of Clinical Psychiatry*. 2008;10(3):187-90.
220. Santos PM, Lopez-Garcia P, Navarro JS, et al. False positive phencyclidine results caused by venlafaxine. *Am J Psychiatry*. 2007 Feb;164(2):349.
221. Schule C, Baghai TC, Eser D, et al. Lithium but not carbamazepine augments antidepressant efficacy of mirtazapine in unipolar depression: an open-label study. *World J Biol Psychiatry*. 2009;10(4 Pt 2):390-9.
222. Schweitzer I, Maguire K, Ng C. Sexual side-effects of contemporary antidepressants: review. *Aust N Z J Psychiatry*. 2009 Sep;43(9):795-808.
223. Seo HJ, Jung YE, Woo YS, et al. Effect of augmented atypical antipsychotics on weight change in patients with major depressive disorder in a naturalistic setting. *Hum Psychopharmacol*. 2009 Mar;24(2):135-43.
224. Serrano-Blanco A, Gabarron E, Garcia-Bayo I, et al. Effectiveness and cost-effectiveness of antidepressant treatment in primary health care: a six-month randomized study comparing fluoxetine to imipramine. *J Affect Disord*. 2006 Apr;91(2-3):153-63.
225. Serretti A, Cusin C, Benedetti F, et al. Insomnia improvement during antidepressant treatment and CLOCK gene polymorphism. *American Journal of Medical Genetics Neuropsychiatric Genetics*. 2005;137(1):36-9.
226. Sheehan DV, Eaddy MT, Shah MB, et al. Differences in total medical costs across the SSRIs for the treatment of depression and anxiety. *Am J Manag Care*. 2005 Oct;11(12 Suppl):S354-61.
227. Sheffrin M, Driscoll HC, Lenze EJ, et al. Pilot study of augmentation with aripiprazole for incomplete response in late-life depression: getting to remission. *J Clin Psychiatry*. 2009 Feb;70(2):208-13.
228. Shelton RC, Andorn AC, Mallinckrodt CH, et al. Evidence for the efficacy of duloxetine in treating mild, moderate, and severe depression. *Int Clin Psychopharmacol*. 2007 Nov;22(6):348-55.
229. Shelton RC, Prakash A, Mallinckrodt CH, et al. Patterns of depressive symptom response in duloxetine-treated outpatients with mild, moderate or more severe depression. *Int J Clin Pract*. 2007 Aug;61(8):1337-48.
230. Shen J, Moller HJ, Wang X, et al. Mirtazapine, a sedating antidepressant, and improved driving safety in patients with major depressive disorder: a prospective, randomized trial of 28 patients. *J Clin Psychiatry*. 2009 Mar;70(3):370-7.
231. Simon JS, Sheehan D, Thase ME, et al. Comparison of efficacy and tolerability of paroxetine vs venlafaxine. 2005.
232. Smith GS, Reynolds CF, 3rd, Houck PR, et al. Cerebral glucose metabolic response to combined total sleep deprivation and antidepressant treatment in geriatric depression: a randomized, placebo-controlled study. *Psychiatry Res*. 2009 Jan 30;171(1):1-9.
233. Snedecor SJ, Botteman MF, Schaefer K, et al. Economic outcomes of eszopiclone treatment in insomnia and comorbid major depressive disorder. *The journal of mental health policy and economics* 2010(1):27-35.
234. Sneed JR, Keilp JG, Brickman AM, et al. The specificity of neuropsychological impairment in predicting antidepressant non-response in the very old depressed. *Int J Geriatr Psychiatry*. 2008 Mar;23(3):319-23.
235. Sneed JR, Roose SP, Keilp JG, et al. Response inhibition predicts poor antidepressant treatment response in very old depressed patients. *Am J Geriatr Psychiatry*. 2007 Jul;15(7):553-63.
236. Solomon DA, Leon AC, Mueller TI, et al. Tachyphylaxis in unipolar major depressive disorder. *J Clin Psychiatry*. 2005;66(3):283-90.
237. Sopko MA, Jr., Ehret MJ, Grgas M. Desvenlafaxine: another "me too" drug?

- Ann Pharmacother. 2008 Oct;42(10):1439-46.
238. Spalletta G, Ripa A, Bria P, et al. Response of emotional unawareness after stroke to antidepressant treatment. *Am J Geriatr Psychiatry*. 2006 Mar;14(3):220-7.
239. Stone MB, Jones ML. Clinical Review: Relationship Between Antidepressant Drugs and Suicidality in Adults. 2006:1-64.
240. Tadic A, Muller MJ, Rujescu D, et al. The MAOA T941G polymorphism and short-term treatment response to mirtazapine and paroxetine in major depression. *Am J Med Genet B Neuropsychiatr Genet*. 2007 Apr 5;144B(3):325-31.
241. Tadic A, Rujescu D, Muller MJ, et al. A monoamine oxidase B gene variant and short-term antidepressant treatment response. *Prog Neuropsychopharmacol Biol Psychiatry*. 2007 Oct 1;31(7):1370-7.
242. Taylor MJ, Freemantle N, Geddes JR, et al. Early onset of selective serotonin reuptake inhibitor antidepressant action: Systematic review and meta-analysis. *Arch Gen Psychiatry*. 2006;63(11):1217-23.
243. Taylor WD, Kuchibhatla M, Payne ME, et al. Frontal white matter anisotropy and antidepressant remission in late-life depression. *PLoS One*. 2008;3(9):e3267.
244. Tew JD, Jr., Mulsant BH, Houck PR, et al. Impact of prior treatment exposure on response to antidepressant treatment in late life. *Am J Geriatr Psychiatry*. 2006 Nov;14(11):957-65.
245. Thase ME, Corya SA, Osuntokun O, et al. A randomized, double-blind comparison of olanzapine/fluoxetine combination, olanzapine, and fluoxetine in treatment-resistant major depressive disorder. *J Clin Psychiatry*. 2007 Feb;68(2):224-36.
246. Thase ME, Fava M, DeBattista C, et al. Modafinil augmentation of SSRI therapy in patients with major depressive disorder and excessive sleepiness and fatigue: a 12-week, open-label, extension study. *CNS Spectr* 2006;11(2):93-102.
247. Thase ME, Shelton RC, Khan A. Treatment with venlafaxine extended release after SSRI nonresponse or intolerance: a randomized comparison of standard- and higher-dosing strategies. *J Clin Psychopharmacol*. 2006 Jun;26(3):250-8.
248. Trivedi MH. Major depressive disorder: Remission of associated symptoms. *J Clin Psychiatry*. 2006;67(SUPPL. 6):27-32.
249. Trivedi MH, Corey-Lisle PK, Guo Z, et al. Remission, response without remission, and nonresponse in major depressive disorder: impact on functioning. *Int Clin Psychopharmacol*. 2009 May;24(3):133-8.
250. Trivedi MH, Hollander E, Nutt D, et al. Clinical evidence and potential neurobiological underpinnings of unresolved symptoms of depression. *J Clin Psychiatry*. 2008 02/01;69(Feb):246-58.
251. Trivedi MH, Rush AJ, Wisniewski SR, et al. Factors associated with health-related quality of life among outpatients with major depressive disorder: A STAR*D report. *J Clin Psychiatry*. 2006;67(2):185-95.
252. Trivedi MH, Thase ME, Osuntokun O, et al. An integrated analysis of olanzapine/fluoxetine combination in clinical trials of treatment-resistant depression. *J Clin Psychiatry*. 2009 Mar;70(3):387-96.
253. Trivedi MH, Wan GJ, Mallick R, et al. Cost and effectiveness of venlafaxine extended-release and selective serotonin reuptake inhibitors in the acute phase of outpatient treatment for major depressive disorder. *J Clin Psychopharmacol*. 2004 Oct;24(5):497-506.
254. Uher R, Farmer A, Henigsberg N, et al. Adverse reactions to antidepressants. *Br J Psychiatry*. 2009 Sep;195(3):202-10.

255. Vaccaro M, Borgia F, Barbuza O, et al. Photodistributed eruptive telangiectasia: an uncommon adverse drug reaction to venlafaxine. *Br J Dermatol*. 2007 Oct;157(4):822-4.
256. van Marwijk HW, Ader H, de Haan M, et al. Primary care management of major depression in patients aged > or =55 years: outcome of a randomised clinical trial. *Br J Gen Pract*. 2008 Oct;58(555):680-6, I-II; discussion 7.
257. van Zyl LT, Lesperance F, Frasure-Smith N, et al. Platelet and endothelial activity in comorbid major depression and coronary artery disease patients treated with citalopram: the Canadian Cardiac Randomized Evaluation of Antidepressant and Psychotherapy Efficacy Trial (CREATE) biomarker sub-study. *J Thromb Thrombolysis*. 2009 Jan;27(1):48-56.
258. Vazquez MJ, Carretero Quevedo B. Pneumonitis related to venlafaxine. *Psychosomatics*. 2008 Jan-Feb;49(1):84-5.
259. Ververs T, Kaasenbrood H, Visser G, et al. Prevalence and patterns of antidepressant drug use during pregnancy. *Eur J Clin Pharmacol*. 2006 Oct;62(10):863-70.
260. Wade AG, Fernandez JL, Francois C, et al. Escitalopram and duloxetine in major depressive disorder: a pharmacoeconomic comparison using UK cost data. *Pharmacoeconomics*. 2008;26(11):969-81.
261. Wade AG, Schlaepfer TE, Andersen HF, et al. Clinical milestones predict symptom remission over 6-month and choice of treatment of patients with major depressive disorder (MDD). *J Psychiatr Res*. 2009 Feb;43(5):568-75.
262. Wälinder J, Prochazka J, Odén A, et al. Mirtazapine naturalistic depression study (in Sweden)—MINDS(S): Clinical efficacy and safety. *Human Psychopharmacology: Clinical and Experimental*. 2006 Apr, 2006;21(3):151-8.
263. Warden D, Trivedi MH, Wisniewski SR, et al. Predictors of attrition during initial (citalopram) treatment for depression: a STAR*D report. *Am J Psychiatry* 2007;164(8):1189-97.
264. Watanabe N, Barbui C, Churchill R, et al. Mirtazapine versus other anti-depressive agents for depression (Protocol). *Cochrane Database of Systematic Reviews*. 2006(3).
265. Weber-Hamann B, Gilles M, Schilling C, et al. Improved insulin sensitivity in 51 nondiabetic depressed inpatients remitting during antidepressive treatment with mirtazapine and venlafaxine. *J Clin Psychopharmacol*. 2008 Oct;28(5):581-4.
266. Weintraub D, Taraborelli D, Morales KH, et al. Escitalopram for major depression in Parkinson's disease: an open-label, flexible-dosage study. *J Neuropsychiatry Clin Neurosci*. 2006 Summer;18(3):377-83.
267. Winokur A, Baker RA, Simmons J, et al. Comparative sleep improving effects of mirtazapine vs SSRIs in depressed patients: A meta-analysis of individual patient data. 8th World Congress of the World Federation of Societies of Biological Psychiatry. Vienna, Austria. *World J Biol Psychiatry* 2005;S1366-7.
268. Wisniewski SR, Rush AJ, Nierenberg AA, et al. Can phase III trial results of antidepressant medications be generalized to clinical practice? A STAR*D report. *Am J Psychiatry*. 2009 May;166(5):599-607.
269. Wohlreich MM, Mallinckrodt CH, Prakash A, et al. Duloxetine for the treatment of major depressive disorder: safety and tolerability associated with dose escalation. *Depress Anxiety*. 2007;24(1):41-52.
270. Wohlreich MM, Martinez JM, Mallinckrodt CH, et al. An open-label study of duloxetine for the treatment of major depressive disorder: comparison of switching versus initiating treatment approaches. *J Clin Psychopharmacol*. 2005 Dec;25(6):552-60.
271. Wu E, Greenberg P, Yang E, et al. Comparison of treatment persistence, hospital utilization and costs among major depressive disorder geriatric patients treated with escitalopram

- versus other SSRI/SNRI antidepressants. *Curr Med Res Opin.* 2008 Oct;24(10):2805-13.
272. Wu E, Greenberg PE, Yang E, et al. Comparison of escitalopram versus citalopram for the treatment of major depressive disorder in a geriatric population. *Curr Med Res Opin.* 2008 Sep;24(9):2587-95.
273. Wu YS, Chen YC, Lu RB. Venlafaxine vs. paroxetine in the acute phase of treatment for major depressive disorder among Han Chinese population in Taiwan. *J Clin Pharm Ther.* 2007 Aug;32(4):353-63.
274. Yang LP, Plosker GL. Desvenlafaxine extended release. *CNS Drugs.* 2008;22(12):1061-9.
275. Yasui-Furukori N, Kaneko S. Digitalis intoxication induced by paroxetine co-administration. *Lancet.* 2006 Mar 4;367(9512):788.
276. Yazicioglu B, Akkaya C, Sarandol A, et al. A comparison of the efficacy and tolerability of reboxetine and sertraline versus venlafaxine in major depressive disorder: a randomized, open-labeled clinical trial. *Prog Neuropsychopharmacol Biol Psychiatry.* 2006 Sep 30;30(7):1271-6.
277. Zisook S, Ganadjian K, Moutier C, et al. Sequenced Treatment Alternatives to Relieve Depression (STAR*D): lessons learned. *J Clin Psychiatry.* 2008 Jul;69(7):1184-5.

Wrong Design (408):

1. Acharya N, Rosen AS, Polzer JP, et al. Duloxetine: meta-analyses of suicidal behaviors and ideation in clinical trials for major depressive disorder. *J Clin Psychopharmacol* 2006;26(6):587-94.
2. Agius M, Gardner J, Liu K, et al. An audit to compare discharge rates and suicidality between antidepressant monotherapies prescribed for unipolar depression. *Psychiatr Danub*. 2010 Jun;22(2):350-3.
3. Akiskal HS, Benazzi F. Does the FDA proposed list of possible correlates of suicidality associated with antidepressants apply to an adult private practice population? *J Affect Disord*. 2006;94(1-3):105-10.
4. Altamura AC, Montgomery SA, Wernicke JF. The evidence for 20mg a day of fluoxetine as the optimal dose in the treatment of depression. *Br J Psychiatry Suppl* 1988(3):109-12.
5. Amore M, Ricci M, Zanardi R, et al. Long-term treatment of geropsychiatric depressed patients with venlafaxine. *J Affect Disord*. 1997 Dec;46(3):293-6.
6. Anderson RJ, Gott BM, Sayuk GS, et al. Antidepressant pharmacotherapy in adults with type 2 diabetes: rates and predictors of initial response. *Diabetes Care*. 2010 Mar;33(3):485-9.
7. Appelhof BC, Brouwer JP, van Dyck R, et al. Triiodothyronine addition to paroxetine in the treatment of major depressive disorder. *J Clin Endocrinol Metab*. 2004 Dec;89(12):6271-6.
8. Applebee GA, Attarian HP, Schenck CH. An angry bed partner. *J Clin Sleep Med* 2009;5(5):477-9.
9. Arnold LM, Meyers AL, Sunderajan P, et al. The effect of pain on outcomes in a trial of duloxetine treatment of major depressive disorder. *Ann Clin Psychiatry*. 2008 Oct-Dec;20(4):187-93.
10. Arranz FJ, Ros S. Effects of comorbidity and polypharmacy on the clinical usefulness of sertraline in elderly depressed patients: an open multicentre study. *J Affect Disord*. 1997 Dec;46(3):285-91.
11. Atlantis E, Browning C, Sims J, et al. Diabetes incidence associated with depression and antidepressants in the Melbourne Longitudinal Studies on Healthy Ageing (MELSHA). *Int J Geriatr Psychiatry*. 2010;25(7):688-96.
12. Aursnes I, Gjertsen MK. Common adverse events associated with an SSRI: meta-analysis of early paroxetine data. *Pharmacoepidemiol Drug Saf*. 2008 Jul;17(7):707-13.
13. Bailey RK, Mallinckrodt CH, Wohlreich MM, et al. Duloxetine in the treatment of major depressive disorder: comparisons of safety and efficacy. *J Natl Med Assoc* 2006;98(3):437-47.
14. Baldwin DS, Hawley CJ, Mellors K. A randomized, double-blind controlled comparison of nefazodone and paroxetine in the treatment of depression: safety, tolerability and efficacy in continuation phase treatment. *J Psychopharmacol*. 2001 Sep;15(3):161-5.
15. Baldwin DS, Montgomery SA, Nil R, et al. Discontinuation symptoms in depression and anxiety disorders. *International Journal of Neuropsychopharmacology*. 2007;10(1):73-84.
16. Bandelow B, Andersen HF, Dolberg OT. Escitalopram in the treatment of anxiety symptoms associated with depression. *Depress Anxiety* 2007;24(1):53-61.
17. Barbui C, Furukawa TA, Cipriani A. Effectiveness of paroxetine in the treatment of acute major depression in adults: A systematic re-examination of published and unpublished data from randomized trials. *Can Med Assoc J*. 2008;178(3):296-305.
18. Bauer M, Tharmanathan P, Volz HP, et al. The effect of venlafaxine compared with other antidepressants and placebo in the treatment of major depression: a meta-analysis. *Eur Arch Psychiatry Clin Neurosci* 2009;259(3):172-85.
19. Beasley CM, Jr., Nilsson ME, Koke SC, et al. Efficacy, adverse events, and treatment discontinuations in fluoxetine clinical studies of major depression: a

- meta-analysis of the 20-mg/day dose. *J Clin Psychiatry*. 2000 Oct;61(10):722-8.
20. Beasley CM, Jr., Potvin JH. Fluoxetine: activating and sedating effects. *Int Clin Psychopharmacol*. 1993 Winter;8(4):271-5.
 21. Beasley CM, Jr., Saylor ME, Cunningham GE, et al. Fluoxetine in tricyclic refractory major depressive disorder. *J Affect Disord*. 1990 Nov;20(3):193-200.
 22. Beasley CM, Jr., Saylor ME, Weiss AM, et al. Fluoxetine: activating and sedating effects at multiple fixed doses. *J Clin Psychopharmacol*. 1992 Oct;12(5):328-33.
 23. Beasley Jr CM, Ball SG, Nilsson ME, et al. Fluoxetine and adult suicidality revisited: An updated meta-analysis using expanded data sources from placebo-controlled trials. *Journal of Clinical Psychopharmacology* 2007;27(6):682-6.
 24. Bech P, Lonn SL, Overo KF. Relapse prevention and residual symptoms: A closer analysis of placebo-controlled continuation studies with escitalopram in major depressive disorder, generalized anxiety disorder, social anxiety disorder, and obsessive-compulsive disorder. *J Clin Psychiatry*. 2010;71(2):121-9.
 25. Begre S, Traber M, Gerber M, et al. Change in pain severity with open label venlafaxine use in patients with a depressive symptomatology: an observational study in primary care. *Eur Psychiatry*. 2008 Apr;23(3):178-86.
 26. Benedetti F, Campori E, Colombo C, et al. Fluvoxamine treatment of major depression associated with multiple sclerosis. *J Neuropsychiatry Clin Neurosci*. 2004 Summer;16(3):364-6.
 27. Berk M, du Plessis AD, Birkett M, et al. An open-label study of duloxetine hydrochloride, a mixed serotonin and noradrenaline reuptake inhibitor, in patients with DSM-III-R major depressive disorder. Lilly Duloxetine Depression Study Group. *Int Clin Psychopharmacol*. 1997 May;12(3):137-40.
 28. Bertschy G, Ragama-Pardos E, Muscionico M, et al. Trazodone addition for insomnia in venlafaxine-treated, depressed inpatients: a semi-naturalistic study. *Pharmacol Res*. 2005 Jan;51(1):79-84.
 29. Binneman B, Feltner D, Kolluri S, et al. A 6-week randomized, placebo-controlled trial of CP-316,311 (a selective CRH1 antagonist) in the treatment of major depression. *Am J Psychiatry*. 2008 May;165(5):617-20.
 30. Biswas PN, Wilton LV, Shakir SA. The pharmacovigilance of mirtazapine: results of a prescription event monitoring study on 13554 patients in England. *J Psychopharmacol*. 2003 Mar;17(1):121-6.
 31. Bodnar LM, Sunder KR, Wisner KL. Treatment with selective serotonin reuptake inhibitors during pregnancy: deceleration of weight gain because of depression or drug? *Am J Psychiatry*. 2006 Jun;163(6):986-91.
 32. Bogetto F, Bellino S, Revello RB, et al. Discontinuation syndrome in dysthymic patients treated with selective serotonin reuptake inhibitors: a clinical investigation. *CNS Drugs*. 2002;16(4):273-83.
 33. Bogner HR, Lin JY, Morales KH. Patterns of early adherence to the antidepressant citalopram among older primary care patients: the prospect study. *Int J Psychiatry Med*. 2006;36(1):103-19.
 34. Borkowska A, Drozd W, Ziolkowska-Kochan M, et al. Enhancing effect of mirtazapine on cognitive functions associated with prefrontal cortex in patients with recurrent depression. *Neuropsychopharmacol Hung*. 2007 Oct;9(3):131-6.
 35. Bossini L, Fagiolini A, Valdagno M, et al. Sexual disorders in subjects treated for mood and anxiety diseases [8]. *J Clin Psychopharmacol*. 2007;27(3):310-2.
 36. Bot M, Pouwer F, Assies J, et al. Eicosapentaenoic acid as an add-on to antidepressant medication for co-morbid major depression in patients with diabetes mellitus: A randomized,

- double-blind placebo-controlled study. *J Affect Disord.* 2010;126(1-2):282-6.
37. Bourin M. Use of paroxetine for the treatment of depression and anxiety disorders in the elderly: a review. *Hum Psychopharmacol.* 2003 Apr;18(3):185-90.
 38. Bradley RH, Barkin RL, Jerome J, et al. Efficacy of venlafaxine for the long term treatment of chronic pain with associated major depressive disorder. *Am J Ther.* 2003 Sep-Oct;10(5):318-23.
 39. Brannan SK, Mallinckrodt CH, Detke MJ, et al. Onset of action for duloxetine 60 mg once daily: double-blind, placebo-controlled studies. *J Psychiatr Res.* 2005 Mar;39(2):161-72.
 40. Brecht S, Kajdasz D, Ball S, et al. Clinical impact of duloxetine treatment on sleep in patients with major depressive disorder. *Int Clin Psychopharmacol* 2008;23(6):317-24.
 41. Brown C, Battista DR, Sereika SM, et al. How can you improve antidepressant adherence? *J Fam Pract.* 2007;56(5):356-63.
 42. Brunton S, Wang F, Edwards SB, et al. Profile of adverse events with duloxetine treatment: A pooled analysis of placebo-controlled studies. *Drug Saf.* 2010;33(5):393-407.
 43. Bryan C, Songer T, Brooks MM, et al. The impact of diabetes on depression treatment outcomes. *Gen Hosp Psychiatry.* 2010;32(1):33-41.
 44. Camacho F, Kong MC, Sheehan DV, et al. Expenditures associated with dose titration at initiation of therapy in patients with major depressive disorder: A retrospective analysis of a large managed care claims database. *P and T.* 2010;35(8):452-60+68.
 45. Candrian M, Schwartz F, Farabaugh A, et al. Personality disorders and perceived stress in major depressive disorder. *Psychiatry Res.* 2008 Aug 15;160(2):184-91.
 46. Carvalho LA, Gorenstein C, Moreno R, et al. Effect of antidepressants on melatonin metabolite in depressed patients. *J Psychopharmacol.* 2009 May;23(3):315-21.
 47. Chuang YF, Chiu YL, Hwang TJ, et al. Delirium and multiple electrolyte abnormalities associated with high dose paroxetine exposure. *Psychiatry Clin Neurosci.* 2006 Oct;60(5):642-3.
 48. Cipriani A, Brambilla P, Furukawa Toshi A, et al. Fluoxetine versus other types of pharmacotherapy for depression. *Cochrane Database of Systematic Reviews* 2005(4).
 49. Cipriani A, Furukawa TA, Geddes JR, et al. Does randomized evidence support sertraline as first-line antidepressant for adults with acute major depression? A systematic review and meta-analysis. *J Clin Psychiatry* 2008;69(11):1732-42.
 50. Cipriani A, Furukawa TA, Salanti G, et al. Comparative efficacy and acceptability of 12 new-generation antidepressants: a multiple-treatments meta-analysis. *Lancet* 2009;373(9665):746-58.
 51. Cipriani A, Pontarollo F, Signoretti A, et al. Escitalopram versus other antidepressive agents for depression. *Cochrane Database of Systematic Reviews* 2007(2).
 52. Cipriani A, Santilli C, Furukawa Toshi A, et al. Escitalopram versus other antidepressive agents for depression. *Cochrane Database of Systematic Reviews* 2009(2).
 53. Clayton AH, Kornstein SG, Rosas G, et al. An integrated analysis of the safety and tolerability of desvenlafaxine compared with placebo in the treatment of major depressive disorder. *CNS Spectr* 2009;14(4):183-95.
 54. Cornelius JR, Bukstein OG, Douaihy AB, et al. Double-blind fluoxetine trial in comorbid MDD-CUD youth and young adults. *Drug Alcohol Depend.* 2010;112(1-2):39-45.
 55. Cravello L, Caltagirone C, Spalletta G. The SNRI venlafaxine improves emotional unawareness in patients with post-stroke depression. *Hum Psychopharmacol.* 2009 Jun;24(4):331-6.

56. Cutler AJ, Montgomery SA, Feifel D, et al. Extended release quetiapine fumarate monotherapy in major depressive disorder: a placebo- and duloxetine-controlled study. *J Clin Psychiatry* 2009;70(4):526-39.
57. de Jonge P, Honig A, van Melle JP, et al. Nonresponse to treatment for depression following myocardial infarction: association with subsequent cardiac events. *Am J Psychiatry*. 2007 Sep;164(9):1371-8.
58. de Vasconcelos Cunha UG, Lopes Rocha F, Avila de Melo R, et al. A placebo-controlled double-blind randomized study of venlafaxine in the treatment of depression in dementia. *Dement Geriatr Cogn Disord* 2007;24(1):36-41.
59. Delini-Stula A, Van Oers H, Van Willigenburg A, et al. Treating depression with different galenical drug formulations: Does it make a difference? The comparison of mirtazapine fast dissolving formulation (FDT) with conventional mirtazapine tablets (CT). *International Journal of Psychiatry in Clinical Practice* 2009;13(2):109-16.
60. Demyttenaere K, Andersen HF, Reines EH. Impact of escitalopram treatment on Quality of Life Enjoyment and Satisfaction Questionnaire scores in major depressive disorder and generalized anxiety disorder. *Int Clin Psychopharmacol*. 2008 Sep;23(5):276-86.
61. Denko TC, Friedman ES. Augmentation strategies in STAR*D : A review. 2007;14(1):5.
62. Denninger JW, Papakostas GI, Mahal Y, et al. Somatic symptoms in outpatients with major depressive disorder treated with fluoxetine. *Psychosomatics*. 2006 Jul-Aug;47(4):348-52.
63. Dew MA, Whyte EM, Lenze EJ, et al. Recovery from major depression in older adults receiving augmentation of antidepressant pharmacotherapy. *Am J Psychiatry*. 2007 Jun;164(6):892-9.
64. Dichter GS, Tomarken AJ, Freid CM, et al. Do venlafaxine XR and paroxetine equally influence negative and positive affect? *J Affect Disord*. 2005 Apr;85(3):333-9.
65. Dotoli D, Spagnolo C, Bongiorno F, et al. Relapse during a 6-month continuation treatment with fluvoxamine in an Italian population: the role of clinical, psychosocial and genetic variables. *Prog Neuropsychopharmacol Biol Psychiatry*. 2006 May;30(3):442-8.
66. Dudley M, Goldney R, Hadzi-Pavlovic D. Are adolescents dying by suicide taking SSRI antidepressants? A review of observational studies. *Australasian Psychiatry*. 2010;18(3):242-5.
67. Dunner DL, Wilson M, Fava M, et al. Long-term tolerability and effectiveness of duloxetine in the treatment of major depressive disorder. *Depress Anxiety*. 2008;25(5):E1-8.
68. Eaddy M, Bramley T, Regan T. Time to antidepressant discontinuation: a comparison of controlled-release paroxetine and immediate-release selective serotonin-reuptake inhibitors. *Manag Care Interface*. 2003 Dec;16(12):22-7.
69. Eker SS, Kirli S, Akkaya C, et al. Are there differences between serotonergic, noradrenergic and dual acting antidepressants in the treatment of depressed women? *World J Biol Psychiatry*. 2009;10(4 Pt 2):400-8.
70. Entsuah R, Chitra R. A benefit-risk analysis of once-daily venlafaxine extended release (XR) and venlafaxine immediate release (IR) in outpatients with major depression. *Psychopharmacol Bull*. 1997;33(4):671-6.
71. Entsuah R, Gorman JM. Global benefit-risk assessment of antidepressants: venlafaxine XR and fluoxetine. *J Psychiatr Res*. 2002 May-Jun;36(3):111-8.
72. Faramarzi M, Alipor A, Esmaelzadeh S, et al. Treatment of depression and anxiety in infertile women: cognitive behavioral therapy versus fluoxetine. *J Affect Disord* 2008;108(1-2):159-64.
73. Fava M, Graves LM, Benazzi F, et al. A cross-sectional study of the prevalence

- of cognitive and physical symptoms during long-term antidepressant treatment. *J Clin Psychiatry*. 2006;67(11):1754-9.
74. Fava M, Martinez JM, Greist J, et al. The efficacy and tolerability of duloxetine in the treatment of anxious versus non-anxious depression: a post-hoc analysis of an open-label outpatient study. *Ann Clin Psychiatry*. 2007 Jul-Sep;19(3):187-95.
 75. Fava M, Rush AJ, Alpert JE, et al. Difference in treatment outcome in outpatients with anxious versus nonanxious depression: a STAR*D report. *Am J Psychiatry* 2008;165(3):342-51.
 76. Fava M, Rush AJ, Wisniewski SR, et al. A comparison of mirtazapine and nortriptyline following two consecutive failed medication treatments for depressed outpatients: a STAR*D report. *Am J Psychiatry* 2006;163(7):1161-72.
 77. Fraguas R, da Silva Telles RM, Alves TC, et al. A double-blind, placebo-controlled treatment trial of citalopram for major depressive disorder in older patients with heart failure: the relevance of the placebo effect and psychological symptoms. *Contemp Clin Trials* 2009;30(3):205-11.
 78. Frank C. Recognition and treatment of serotonin syndrome. *Can Fam Physician*. 2008 Jul;54(7):988-92.
 79. Furukawa TA, Cipriani A, Barbui C, et al. Long-term treatment of depression with antidepressants: A systematic narrative review. *The Canadian Journal of Psychiatry / La Revue canadienne de psychiatrie* 2007;52(9):545-52.
 80. Gallimore C. Pharmacological Management of Treatment-Resistant Depression Alternative therapies often required to alleviate symptoms. *Journal of the Pharmacy Society of Wisconsin (USA)*. 2008 01/01/(NOV-DEC):18-22.
 81. Garcia-Cebrian A, Bauer M, Montejo AL, et al. Factors influencing depression endpoints research (FINDER): Study design and population characteristics. *European Psychiatry*. 2008;23(1):57-65.
 82. Garcia Campayo J. Effectiveness of mirtazapine in the treatment of depression with associated somatic symptoms. *Actas Esp Psiquiatr*. 2008 Jan-Feb;36(1):25-32.
 83. Garriock HA, Hamilton SP. Genetic studies of drug response and side effects in the STAR*D study, part 2. *J Clin Psychiatry*. 2009 Sep;70(9):1323-5.
 84. Gartlehner G, Hansen RA, Carey TS, et al. Discontinuation rates for selective serotonin reuptake inhibitors and other second-generation antidepressants in outpatients with major depressive disorder: A systematic review and meta-analysis. *International Clinical Psychopharmacology* 2005;20(2):59-69.
 85. Gartlehner G, Thaler K, Hansen RA, et al. The general and comparative efficacy and safety of duloxetine in major depressive disorder: a systematic review and meta-analysis. *Drug Saf*. 2009;32(12):1159-73.
 86. Gartlehner G, Thieda P, Hansen RA, et al. Comparative risk for harms of second-generation antidepressants : a systematic review and meta-analysis. *Drug Saf* 2008;31(10):851-65.
 87. Gaynes BN, Rush AJ, Trivedi MH, et al. Primary versus specialty care outcomes for depressed outpatients managed with measurement-based care: results from STAR*D. *J Gen Intern Med*. 2008 May;23(5):551-60.
 88. Gilmer WS, Gollan JK, Wisniewski SR, et al. Does the duration of index episode affect the treatment outcome of major depressive disorder? A STAR*D report. *J Clin Psychiatry*. 2008 Aug;69(8):1246-56.
 89. Girardi P, Pompili M, Innamorati M, et al. Duloxetine in acute major depression: review of comparisons to placebo and standard antidepressants using dissimilar methods. *Hum Psychopharmacol* 2009;24(3):177-90.
 90. Goethe JW, Woolley SB, Cardoni AA, et al. Selective serotonin reuptake inhibitor discontinuation: side effects and other factors that influence medication adherence. *J Clin Psychopharmacol*. 2007 Oct;27(5):451-8.

91. Granger AL, Fehnel SE, Hogue SL, et al. An assessment of patient preference and adherence to treatment with Wellbutrin SR: a web-based survey. *J Affect Disord.* 2006 Feb;90(2-3):217-21.
92. Gualtieri CT, Johnson LG. Bupropion normalizes cognitive performance in patients with depression. *MedGenMed.* 2007;9(1):22.
93. Hansen R, Gaynes B, Thieda P, et al. Meta-analysis of major depressive disorder relapse and recurrence with second-generation antidepressants. *Psychiatr Serv* 2008;59(10):1121-30.
94. Hellerstein DJ, Batchelder S, Kreditor D, et al. Bupropion sustained-release for the treatment of dysthymic disorder: an open-label study. *J Clin Psychopharmacol.* 2001 Jun;21(3):325-9.
95. Hellerstein DJ, Batchelder ST, Hyler S, et al. Escitalopram versus placebo in the treatment of dysthymic disorder. *Int Clin Psychopharmacol.* 2010;25(3):143-8.
96. Herrera-Guzman I, Herrera-Abarca JE, Gudayol-Ferre E, et al. Effects of selective serotonin reuptake and dual serotonergic-noradrenergic reuptake treatments on attention and executive functions in patients with major depressive disorder. *Psychiatry Res* 2010;177(3):323-9.
97. Himmerich H, Fulda S, Schaaf L, et al. Changes in weight and glucose tolerance during treatment with mirtazapine. *Diabetes Care.* 2006 Jan;29(1):170.
98. Hong Ng C, Norman TR, Naing KO, et al. A comparative study of sertraline dosages, plasma concentrations, efficacy and adverse reactions in Chinese versus Caucasian patients. *Int Clin Psychopharmacol.* 2006 Mar;21(2):87-92.
99. Hunter AM, Muthén BO, Cook IA, et al. Antidepressant response trajectories and quantitative electroencephalography (QEEG) biomarkers in major depressive disorder. *J Psychiatr Res* 2010(2):90-8.
100. Husain MM, Rush AJ, Trivedi MH, et al. Pain in depression: STAR*D study findings. *J Psychosom Res.* 2007 Aug;63(2):113-22.
101. Jacob S, Spinler SA. Hyponatremia associated with selective serotonin-reuptake inhibitors in older adults. *Ann Pharmacother.* 2006 Sep;40(9):1618-22.
102. Jakob F, Wolf J. EPMS under antidepressive therapy with fluvoxamine and concomitant antibiotic therapy with clindamycin. *Pharmacopsychiatry.* 2007 May;40(3):129.
103. Kang EH, Lee IS, Chung SK, et al. Mirtazapine versus venlafaxine for the treatment of somatic symptoms associated with major depressive disorder: a randomized, open-labeled trial. *Psychiatry Res* 2009;169(2):118-23.
104. Kasper S, Lemming OM, de Swart H. Escitalopram in the long-term treatment of major depressive disorder in elderly patients. *Neuropsychobiology.* 2006;54(3):152-9.
105. Kelin K, Berk M, Spann M, et al. Duloxetine 60 mg/day for the prevention of depressive recurrences: Post hoc analyses from a recurrence prevention study. *Int J Clin Pract.* 2010;64(6):719-26.
106. Kelly CM, Juurlink DN, Gomes T, et al. Selective serotonin reuptake inhibitors and breast cancer mortality in women receiving tamoxifen: a population based cohort study. *BMJ.* 2010;340:c693.
107. Kennedy SH, Andersen HF, Lam RW. Efficacy of escitalopram in the treatment of major depressive disorder compared with conventional selective serotonin reuptake inhibitors and venlafaxine XR: a meta-analysis. *J Psychiatry Neurosci* 2006;31(2):122-31.
108. Khan A, Schwartz KA, Kolts RL, et al. BMI, sex, and antidepressant response. *J Affect Disord* 2007;99(1-3):101-6.
109. Khandker RK, Kruzikas DT, McLaughlin TP. Pharmacy and medical costs associated with switching between venlafaxine and SSRI antidepressant therapy for the treatment of major

- depressive disorder. *J Manag Care Pharm*. 2008 Jun;14(5):426-41.
110. Kito S, Koga Y. Visual hallucinations and amnesia associated with zolpidem triggered by fluvoxamine: a possible interaction. *Int Psychogeriatr*. 2006 Dec;18(4):749-51.
111. Kluge M, Schussler P, Steiger A. Duloxetine increases stage 3 sleep and suppresses rapid eye movement (REM) sleep in patients with major depression. *Eur Neuropsychopharmacol*. 2007 Jul;17(8):527-31.
112. Kocsis JH, Leon AC, Markowitz JC, et al. Patient preference as a moderator of outcome for chronic forms of major depressive disorder treated with nefazodone, cognitive behavioral analysis system of psychotherapy, or their combination. *J Clin Psychiatry*. 2009 Mar;70(3):354-61.
113. Koga M, Kodaka F, Miyata H, et al. Symptoms of delusion: the effects of discontinuation of low-dose venlafaxine. *Acta Psychiatr Scand*. 2009 Oct;120(4):329-31.
114. Kok RM, Nolen WA, Heeren TJ. Outcome of late-life depression after 3 years of sequential treatment. *Acta Psychiatr Scand*. 2009 Apr;119(4):274-81.
115. Kornstein SG, Clayton AH, Soares CN, et al. Analysis by age and sex of efficacy data from placebo-controlled trials of desvenlafaxine in outpatients with major depressive disorder. *J Clin Psychopharmacol*. 2010;30(3):294-9.
116. Kornstein SG, Dunner DL, Meyers AL, et al. A randomized, double-blind study of increasing or maintaining duloxetine dose in patients without remission of major depressive disorder after initial duloxetine therapy. *J Clin Psychiatry*. 2008 Sep;69(9):1383-92.
117. Kornstein SG, Li D, Mao Y, et al. Escitalopram versus SNRI antidepressants in the acute treatment of major depressive disorder: Integrative analysis of four double-blind, randomized clinical trials. *CNS Spectrums* 2009;14(6):326-33.
118. Kornstein SG, Wohlreich MM, Mallinckrodt CH, et al. Duloxetine efficacy for major depressive disorder in male vs. female patients: data from 7 randomized, double-blind, placebo-controlled trials. *J Clin Psychiatry* 2006;67(5):761-70.
119. Kozel FA, Trivedi MH, Wisniewski SR, et al. Treatment outcomes for older depressed patients with earlier versus late onset of first depressive episode: a Sequenced Treatment Alternatives to Relieve Depression (STAR*D) report. *Am J Geriatr Psychiatry*. 2008 Jan;16(1):58-64.
120. Kroenke K, Messina N, 3rd, Benattia I, et al. Venlafaxine extended release in the short-term treatment of depressed and anxious primary care patients with multisomatoform disorder. *J Clin Psychiatry* 2006;67(1):72-80.
121. Kulisevsky J, Pagonabarraga J, Pascual-Sedano B, et al. Motor changes during sertraline treatment in depressed patients with Parkinson's disease*. *Eur J Neurol*. 2008 Sep;15(9):953-9.
122. Lam RW, Andersen HF. The influence of baseline severity on efficacy of escitalopram and citalopram in the treatment of major depressive disorder: an extended analysis. *Pharmacopsychiatry*. 2006 Sep;39(5):180-4.
123. Lam RW, Lonn SL, Despiegel N. Escitalopram versus serotonin noradrenaline reuptake inhibitors as second step treatment for patients with major depressive disorder: A pooled analysis. *Int Clin Psychopharmacol*. 2010;25(4):199-203.
124. Lesser I, Rosales A, Zisook S, et al. Depression outcomes of Spanish- and english-speaking Hispanic outpatients in STAR*D. *Psychiatr Serv* 2008;59(11):1273-84.
125. Lesser IM, Castro DB, Gaynes BN, et al. Ethnicity/race and outcome in the treatment of depression: results from STAR*D. *Med Care* 2007;45(11):1043-51.
126. Lesser IM, Myers HF, Lin KM, et al. Ethnic differences in antidepressant

- response: a prospective multi-site clinical trial. *Depress Anxiety*. 2010;27(1):56-62.
127. Leuchter AF, Husain MM, Cook IA, et al. Painful physical symptoms and treatment outcome in major depressive disorder: A STAR*D (Sequenced Treatment Alternatives to Relieve Depression) report. *Psychological Medicine: A Journal of Research in Psychiatry and the Allied Sciences*. 2010;40(2):239-51.
 128. Leuchter AF, Lesser IM, Trivedi MH, et al. An open pilot study of the combination of escitalopram and bupropion-SR for outpatients with major depressive disorder. *J Psychiatr Pract*. 2008 Sep;14(5):271-80.
 129. Lewis-Fernández R, Blanco C, Mallinckrodt CH, et al. Duloxetine in the treatment of major depressive disorder: Comparisons of safety and efficacy in U S Hispanic and majority Caucasian patients. *Journal of Clinical Psychiatry* 2006;67(9):1379-90.
 130. Liberek C, Aubry JM, Baud P. Manic switch and serotonin syndrome with venlafaxine-lithium-valproate association. *Therapie*. 2006 Nov-Dec;61(6):531-3.
 131. Lieberman DZ, Montgomery SA, Tourian KA, et al. A pooled analysis of two placebo-controlled trials of desvenlafaxine in major depressive disorder. *Int Clin Psychopharmacol*. 2008 Jul;23(4):188-97.
 132. Liu KS, Snavely DB, Ball WA, et al. Is bigger better for depression trials? *J Psychiatr Res*. 2008 Jul;42(8):622-30.
 133. Lustman PJ, Williams MM, Sayuk GS, et al. Factors influencing glycemic control in type 2 diabetes during acute- and maintenance-phase treatment of major depressive disorder with bupropion. *Diabetes Care*. 2007 Mar;30(3):459-66.
 134. M.A IJ, Huijbregts KML, Van Marwijk HWJ, et al. Cost-effectiveness of collaborative care including PST and an antidepressant treatment algorithm for the treatment of major depressive disorder in primary care; A randomised clinical trial. *BMC Health Services Research*. 2007;7(34).
 135. Mallinckrodt CH, Prakash A, Andorn AC, et al. Duloxetine for the treatment of major depressive disorder: a closer look at efficacy and safety data across the approved dose range. *J Psychiatr Res* 2006;40(4):337-48.
 136. Mallinckrodt CH, Prakash A, Houston JP, et al. Differential antidepressant symptom efficacy: placebo-controlled comparisons of duloxetine and SSRIs (fluoxetine, paroxetine, escitalopram). *Neuropsychobiology*. 2007;56(2-3):73-85.
 137. Malvini L, Cipriani A, Furukawa TA, et al. Sertraline versus other antidepressive agents for depression. (Protocol). *Cochrane Database of Systematic Reviews* 2006(3).
 138. Marangell LB, Clauw DJ, Choy E, et al. Comparative pain and mood effects in patients with comorbid fibromyalgia and major depressive disorder: Secondary analyses of four pooled randomized controlled trials of duloxetine. *Pain*. 2011;152(1):31-7.
 139. McGrath PJ, Khan AY, Trivedi MH, et al. Response to a selective serotonin reuptake inhibitor (citalopram) in major depressive disorder with melancholic features: a STAR*D report. *J Clin Psychiatry*. 2008 Dec;69(12):1847-55.
 140. McGrath PJ, Stewart JW, Fava M, et al. Tranylcypromine versus venlafaxine plus mirtazapine following three failed antidepressant medication trials for depression: a STAR*D report. *Am J Psychiatry* 2006;163(9):1531-41; quiz 666.
 141. McIntyre A, Gendron A, McIntyre A. Quetiapine adjunct to selective serotonin reuptake inhibitors or venlafaxine in patients with major depression, comorbid anxiety, and residual depressive symptoms: a randomized, placebo-controlled pilot study. *Depress Anxiety* 2007;24(7):487-94.
 142. Melartin TK, Rytsälä HJ, Leskelä US, et al. Continuity is the main challenge in treating major depressive disorder in

- psychiatric care. *J Clin Psychiatry*. 2005;66(2):220-7.
143. Menza M, DeFonzo Dobkin R, Marin H, et al. The impact of treatment of depression on quality of life, disability and relapse in patients with Parkinson's disease. *Movement Disorders* 2009;24(9):1325-32.
 144. Menza M, Dobkin RD, Marin H, et al. A controlled trial of antidepressants in patients with Parkinson disease and depression. *Neurology* 2009;72(10):886-92.
 145. Mohamed S, Osatuke K, Aslam M, et al. Escitalopram for comorbid depression and anxiety in elderly patients: A 12-week, open-label, flexible-dose, pilot trial. *Am J Geriatr Pharmacother*. 2006 Sep;4(3):201-9.
 146. Moreno RA, Teng CT, Almeida KM, et al. Hypericum perforatum versus fluoxetine in the treatment of mild to moderate depression: a randomized double-blind trial in a Brazilian sample. *Rev Bras Psiquiatr* 2006;28(1):29-32.
 147. Mukai Y, Tampi RR. Treatment of depression in the elderly: A review of the recent literature on the efficacy of single- versus dual-action antidepressants. *Clinical Therapeutics* 2009;31(5):945-61.
 148. Mulder RT, Frampton CM, Luty SE, et al. Eighteen months of drug treatment for depression: predicting relapse and recovery. *J Affect Disord*. 2009 Apr;114(1-3):263-70.
 149. Mulsant BH. Onset of confusion in the context of late-life depression. *J Psychiatry Neurosci*. 2007 Mar;32(2):152.
 150. Nelson JC. Anxiety does not predict response to duloxetine in major depression: results of a pooled analysis of individual patient data from 11 placebo-controlled trials. *Depress Anxiety*. 2010;27(1):12-8.
 151. Nelson JC, Delucchi K, Schneider L. Suicidal thinking and behavior during treatment with sertraline in late-life depression. *Am J Geriatr Psychiatry* 2007;15(7):573-80.
 152. Nelson JC, Delucchi K, Schneider LS. Efficacy of second generation antidepressants in late-life depression: a meta-analysis of the evidence. *Am J Geriatr Psychiatry* 2008;16(7):558-67.
 153. Ng J, Sansone RA, McDonald S. Akathisia and abnormal movements of the upper extremities with venlafaxine and methimazole. *Gen Hosp Psychiatry* 2009;31(4):388-90.
 154. Nierenberg AA, Fava M, Trivedi MH, et al. A comparison of lithium and T3 augmentation following two failed medication treatments for depression: A STAR*D report. *American Journal of Psychiatry* 2006;163(9):1519-30.
 155. Nierenberg AA, Husain MM, Trivedi MH, et al. Residual symptoms after remission of major depressive disorder with citalopram and risk of relapse: a STAR*D report. *Psychol Med*. 2010 Jan;40(1):41-50.
 156. Olie JP, Tonnoir B, Menard F, et al. A prospective study of escitalopram in the treatment of major depressive episodes in the presence or absence of anxiety. *Depress Anxiety*. 2007;24(5):318-24.
 157. Olver JS, Burrows GD, Norman TR. The treatment of depression with different formulations of venlafaxine: a comparative analysis. *Hum Psychopharmacol*. 2004 Jan;19(1):9-16.
 158. Omori Ichiro M, Watanabe N, Nakagawa A, et al. Fluvoxamine versus other antidepressive agents for depression. *Cochrane Database of Systematic Reviews* 2010(3).
 159. Omori IM, Watanabe N, Nakagawa A, et al. Efficacy, tolerability and side-effect profile of fluvoxamine for major depression: Meta-analysis. *Journal of Psychopharmacology* 2009;23(5):539-50.
 160. Ott GE, Rao U, Lin KM, et al. Effect of treatment with bupropion on EEG sleep: relationship to antidepressant response. *Int J Neuropsychopharmacol*. 2004 Sep;7(3):275-81.
 161. Papakostas GI, Homberger CH, Fava M. A meta-analysis of clinical trials comparing mirtazapine with selective

- serotonin reuptake inhibitors for the treatment of major depressive disorder. *J Psychopharmacol* 2008;22(8):843-8.
162. Papakostas GI, McGrath P, Stewart J, et al. Psychic and somatic anxiety symptoms as predictors of response to fluoxetine in major depressive disorder. *Psychiatry Res.* 2008 Oct 30;161(1):116-20.
163. Papakostas GI, Nutt DJ, Hallett LA, et al. Resolution of sleepiness and fatigue in major depressive disorder: A comparison of bupropion and the selective serotonin reuptake inhibitors. *Biol Psychiatry* 2006;60(12):1350-5.
164. Parry BL. Perimenopausal depression. *Am J Psychiatry.* 2008 Jan;165(1):23-7.
165. Perahia DG, Kajdasz DK, Royer MG, et al. Duloxetine in the treatment of major depressive disorder: an assessment of the relationship between outcomes and episode characteristics. *Int Clin Psychopharmacol* 2006;21(5):285-95.
166. Perahia DG, Kajdasz DK, Walker DJ, et al. Duloxetine 60 mg once daily in the treatment of milder major depressive disorder. *Int J Clin Pract* 2006;60(5):613-20.
167. Perahia DG, Pritchett YL, Kajdasz DK, et al. A randomized, double-blind comparison of duloxetine and venlafaxine in the treatment of patients with major depressive disorder. *J Psychiatr Res* 2008;42(1):22-34.
168. Perahia DG, Quail D, Desai D, et al. Switching to duloxetine from selective serotonin reuptake inhibitor antidepressants: a multicenter trial comparing 2 switching techniques. *J Clin Psychiatry.* 2008 Jan;69(1):95-105.
169. Perahia DG, Quail D, Desai D, et al. Switching to duloxetine in selective serotonin reuptake inhibitor non- and partial-responders: effects on painful physical symptoms of depression. *J Psychiatr Res.* 2009 Feb;43(5):512-8.
170. Perlis RH, Beasley CM, Jr., Wines JD, Jr., et al. Treatment-associated suicidal ideation and adverse effects in an open, multicenter trial of fluoxetine for major depressive episodes. *Psychother Psychosom.* 2007;76(1):40-6.
171. Pinto C, Trivedi JK, Vankar GK, et al. An open-label multicentric study of the tolerability and response to escitalopram treatment in Indian patients with major depressive disorder. *J Indian Med Assoc.* 2007 Jul;105(7):364, 6, 8 passim.
172. Plesnicar BK. Efficacy and tolerability of venlafaxine extended release in patients with major depressive disorder. *Psychiatr Danub.* 2010 Sep;22(3):413-7.
173. Pompili M, Baldessarini RJ, Tondo L, et al. Response to intravenous antidepressant treatment by suicidal vs. nonsuicidal depressed patients. *J Affect Disord.* 2010 Apr;122(1-2):154-8.
174. Preskorn SH, Baker B, Kolluri S, et al. An innovative design to establish proof of concept of the antidepressant effects of the NR2B subunit selective N-methyl-D-aspartate antagonist, CP-101,606, in patients with treatment-refractory major depressive disorder. *J Clin Psychopharmacol.* 2008 Dec;28(6):631-7.
175. Rajji TK, Mulsant BH, Lotrich FE, et al. Use of antidepressants in late-life depression. *Drugs Aging.* 2008;25(10):841-53.
176. Rapoport MJ, Mitchell RA, McCullagh S, et al. A randomized controlled trial of antidepressant continuation for major depression following traumatic brain injury. *J Clin Psychiatry* 2010;71(9):1125-30.
177. Ravindran LN, Eisfeld BS, Kennedy SH. Combining mirtazapine and duloxetine in treatment-resistant depression improves outcomes and sexual function. *Journal of Clinical Psychopharmacology (USA).* 2008 01/01;28(Jan):107-8.
178. Rottach KG, Schaner BM, Kirch MH, et al. Restless legs syndrome as side effect of second generation antidepressants. *J Psychiatr Res.* 2008 Nov;43(1):70-5.
179. Royall DR, Cordes JA, Roman G, et al. Sertraline improves executive function in patients with vascular cognitive

- impairment. *J Neuropsychiatry Clin Neurosci* 2009;21(4):445-54.
180. Rudolph RL. Achieving remission from depression with venlafaxine and venlafaxine extended release: a literature review of comparative studies with selective serotonin reuptake inhibitors. *Acta Psychiatr Scand Suppl.* 2002(415):24-30.
181. Ruhe HG, Booij J, v Weert HC, et al. Evidence why paroxetine dose escalation is not effective in major depressive disorder: a randomized controlled trial with assessment of serotonin transporter occupancy. *Neuropsychopharmacology.* 2009 Mar;34(4):999-1010.
182. Rush AJ. Limitations in efficacy of antidepressant monotherapy. *J Clin Psychiatry.* 2007;68 Suppl 10:8-10.
183. Rush AJ, Wisniewski SR, Warden D, et al. Selecting among second-step antidepressant medication monotherapies: predictive value of clinical, demographic, or first-step treatment features. *Arch Gen Psychiatry* 2008;65(8):870-80.
184. Rutherford B, Sneed J, Devanand D, et al. Antidepressant study design affects patient expectancy: a pilot study. *Psychol Med.* 2010 May;40(5):781-8.
185. Sawada N, Uchida H, Suzuki T, et al. Persistence and compliance to antidepressant treatment in patients with depression: a chart review. *BMC Psychiatry.* 2009;9:38.
186. Schmitt L, Tonnoir B, Arbus C. Safety and efficacy of oral escitalopram as continuation treatment of intravenous citalopram in patients with major depressive disorder. *Neuropsychobiology.* 2006;54(4):201-7.
187. Schule C, Baghai TC, Eser D, et al. Lithium but not carbamazepine augments antidepressant efficacy of mirtazapine in unipolar depression: an open-label study. *World J Biol Psychiatry.* 2009;10(4 Pt 2):390-9.
188. Seo HJ, Jung YE, Woo YS, et al. Effect of augmented atypical antipsychotics on weight change in patients with major depressive disorder in a naturalistic setting. *Hum Psychopharmacol.* 2009 Mar;24(2):135-43.
189. Sheffrin M, Driscoll HC, Lenze EJ, et al. Pilot study of augmentation with aripiprazole for incomplete response in late-life depression: getting to remission. *J Clin Psychiatry.* 2009 Feb;70(2):208-13.
190. Sheline YI, Pieper CF, Barch DM, et al. Support for the vascular depression hypothesis in late-life depression: results of a 2-site, prospective, antidepressant treatment trial. *Arch Gen Psychiatry.* 2010 Mar;67(3):277-85.
191. Shelton RC, Andorn AC, Mallinckrodt CH, et al. Evidence for the efficacy of duloxetine in treating mild, moderate, and severe depression. *Int Clin Psychopharmacol.* 2007 Nov;22(6):348-55.
192. Shelton RC, Prakash A, Mallinckrodt CH, et al. Patterns of depressive symptom response in duloxetine-treated outpatients with mild, moderate or more severe depression. *Int J Clin Pract.* 2007 Aug;61(8):1337-48.
193. Shen J, Moller HJ, Wang X, et al. Mirtazapine, a sedating antidepressant, and improved driving safety in patients with major depressive disorder: a prospective, randomized trial of 28 patients. *J Clin Psychiatry.* 2009 Mar;70(3):370-7.
194. Sicras-Mainar A, Navarro-Artieda R, Blanca-Tamayo M, et al. Comparison of escitalopram vs. citalopram and venlafaxine in the treatment of major depression in Spain: Clinical and economic consequences. *Curr Med Res Opin.* 2010;26(12):2757-64.
195. Solomon DA, Leon AC, Mueller TI, et al. Tachyphylaxis in unipolar major depressive disorder. *J Clin Psychiatry.* 2005;66(3):283-90.
196. Sopko MA, Jr., Ehret MJ, Grgas M. Desvenlafaxine: another "me too" drug? *Ann Pharmacother.* 2008 Oct;42(10):1439-46.
197. Spalletta G, Ripa A, Bria P, et al. Response of emotional unawareness

- after stroke to antidepressant treatment. *Am J Geriatr Psychiatry*. 2006 Mar;14(3):220-7.
198. Stewart DE, Wohlreich MM, Mallinckrodt CH, et al. Duloxetine in the treatment of major depressive disorder: comparisons of safety and tolerability in male and female patients. *J Affect Disord* 2006;94(1-3):183-9.
199. Strombom I, Wernicke JF, Seeger J, et al. Hepatic effects of duloxetine-III: analysis of hepatic events using external data sources. *Curr Drug Saf*. 2008 May;3(2):154-62.
200. Taylor WD, Kuchibhatla M, Payne ME, et al. Frontal white matter anisotropy and antidepressant remission in late-life depression. *PLoS One*. 2008;3(9):e3267.
201. Tew JD, Jr., Mulsant BH, Houck PR, et al. Impact of prior treatment exposure on response to antidepressant treatment in late life. *Am J Geriatr Psychiatry*. 2006 Nov;14(11):957-65.
202. Thase ME, Kornstein SG, Germain JM, et al. An integrated analysis of the efficacy of desvenlafaxine compared with placebo in patients with major depressive disorder. *CNS Spectr* 2009;14(3):144-54.
203. Thase ME, Nierenberg AA, Vrijland P, et al. Remission with mirtazapine and selective serotonin reuptake inhibitors: A meta-analysis of individual patient data from 15 controlled trials of acute phase treatment of major depression. *Int Clin Psychopharmacol*. 2010;25(4):189-98.
204. Thase ME, Shelton RC, Khan A. Treatment with venlafaxine extended release after SSRI nonresponse or intolerance: a randomized comparison of standard- and higher-dosing strategies. *J Clin Psychopharmacol*. 2006 Jun;26(3):250-8.
205. Tollefson GD, Holman SL. Analysis of the Hamilton Depression Rating Scale factors from a double-blind, placebo-controlled trial of fluoxetine in geriatric major depression. *Int Clin Psychopharmacol*. 1993 Winter;8(4):253-9.
206. Tourian KA, Jiang Q, Ninan PT. Analysis of the effect of desvenlafaxine on anxiety symptoms associated with major depressive disorder: pooled data from 9 short-term, double-blind, placebo-controlled trials. *CNS Spectr*. 2010 Mar;15(3):187-93.
207. Tourian KA, Padmanabhan K, Groark J, et al. Retrospective analysis of suicidality in patients treated with the antidepressant desvenlafaxine. *J Clin Psychopharmacol*. 2010 Aug;30(4):411-6.
208. Trivedi MH, Corey-Lisle PK, Guo Z, et al. Remission, response without remission, and nonresponse in major depressive disorder: impact on functioning. *Int Clin Psychopharmacol*. 2009 May;24(3):133-8.
209. Trivedi MH, Wan GJ, Mallick R, et al. Cost and effectiveness of venlafaxine extended-release and selective serotonin reuptake inhibitors in the acute phase of outpatient treatment for major depressive disorder. *J Clin Psychopharmacol*. 2004 Oct;24(5):497-506.
210. Vazquez MJ, Carretero Quevedo B. Pneumonitis related to venlafaxine. *Psychosomatics*. 2008 Jan-Feb;49(1):84-5.
211. Wade A, Despiegel N, Heldbo Reines E. Escitalopram in the long-term treatment of major depressive disorder. *Ann Clin Psychiatry*. 2006 Apr-Jun;18(2):83-9.
212. Wade AG, Toumi I, Hemels MEH. A Pharmacoeconomic Evaluation of Escitalopram Versus Citalopram in the Treatment of Severe Depression in the United Kingdom. *Clinical Therapeutics: The International Peer-Reviewed Journal of Drug Therapy*. 2005 Apr, 2005;27(4):486-96.
213. Wålinder J, Prochazka J, Odén A, et al. Mirtazapine naturalistic depression study (in Sweden)--MINDS(S): Clinical efficacy and safety. *Human Psychopharmacology: Clinical and Experimental*. 2006 Apr, 2006;21(3):151-8.
214. Watanabe N, Omori IM, Nakagawa A, et al. Mirtazapine versus other

- antidepressants in the acute-phase treatment of adults with major depression: Systematic review and meta-analysis. *Journal of Clinical Psychiatry* 2008;69(9):1404-15.
215. Watanabe N, Omori IM, Nakagawa A, et al. Safety reporting and adverse-event profile of mirtazapine described in randomized controlled trials in comparison with other classes of antidepressants in the acute-phase treatment of adults with depression: systematic review and meta-analysis. *CNS Drugs* 2010;24(1):35-53.
216. Weinmann S, Becker T, Koesters M. Re-evaluation of the efficacy and tolerability of venlafaxine vs SSRI: meta-analysis (Structured abstract). *Psychopharmacology* 2008(4):511-20.
217. Weintraub D, Taraborelli D, Morales KH, et al. Escitalopram for major depression in Parkinson's disease: an open-label, flexible-dosage study. *J Neuropsychiatry Clin Neurosci*. 2006 Summer;18(3):377-83.
218. Wohlreich MM, Mallinckrodt CH, Prakash A, et al. Duloxetine for the treatment of major depressive disorder: safety and tolerability associated with dose escalation. *Depress Anxiety*. 2007;24(1):41-52.
219. Wohlreich MM, Mallinckrodt CH, Watkin JG, et al. Immediate switching of antidepressant therapy: results from a clinical trial of duloxetine. *Ann Clin Psychiatry*. 2005 Oct-Dec;17(4):259-68.
220. Wohlreich MM, Martinez JM, Mallinckrodt CH, et al. An open-label study of duloxetine for the treatment of major depressive disorder: comparison of switching versus initiating treatment approaches. *J Clin Psychopharmacol*. 2005 Dec;25(6):552-60.
221. Wu E, Greenberg P, Yang E, et al. Comparison of treatment persistence, hospital utilization and costs among major depressive disorder geriatric patients treated with escitalopram versus other SSRI/SNRI antidepressants. *Curr Med Res Opin*. 2008 Oct;24(10):2805-13.
222. Wu E, Greenberg PE, Yang E, et al. Comparison of escitalopram versus citalopram for the treatment of major depressive disorder in a geriatric population. *Curr Med Res Opin*. 2008 Sep;24(9):2587-95.
223. Wu YS, Chen YC, Lu RB. Venlafaxine vs. paroxetine in the acute phase of treatment for major depressive disorder among Han Chinese population in Taiwan. *J Clin Pharm Ther*. 2007 Aug;32(4):353-63.
224. Yang LP, Plosker GL. Desvenlafaxine extended release. *CNS Drugs*. 2008;22(12):1061-9.
225. Yasui-Furukori N, Kaneko S. Digitalis intoxication induced by paroxetine co-administration. *Lancet*. 2006 Mar 4;367(9512):788.
226. Young EA, Kornstein SG, Marcus SM, et al. Sex differences in response to citalopram: a STAR*D report. *J Psychiatr Res* 2009;43(5):503-11.
227. Blumenfeld M, Levy NB, Spinowitz B, et al. Fluoxetine in depressed patients on dialysis. *Int J Psychiatry Med*. 1997;27(1):71-80.
228. Bremner JD, Smith WT. Org 3770 VS amitriptyline in the continuation treatment of depression: A placebo controlled trial. *European Journal of Psychiatry*. 1996;10(1):5-15.
229. Brown WA, Harrison W. Are patients who are intolerant to one serotonin selective reuptake inhibitor intolerant to another? *J Clin Psychiatry*. 1995 Jan;56(1):30-4.
230. Brown WA, Harrison W. Are patients who are intolerant to one SSRI intolerant to another? *Psychopharmacol Bull*. 1992;28(3):253-6.
231. Burrows AB, Salzman C, Satlin A, et al. A randomized, placebo-controlled trial of paroxetine in nursing home residents with non-major depression. *Depress Anxiety*. 2002;15(3):102-10.
232. Burt VK, Wohlreich MM, Mallinckrodt CH, et al. Duloxetine for the treatment of major depressive disorder in women ages 40 to 55 years. *Psychosomatics*. 2005 Jul-Aug;46(4):345-54.

233. Caley CF, Weber SS. Paroxetine: a selective serotonin reuptake inhibiting antidepressant. *Ann Pharmacother*. 1993 Oct;27(10):1212-22.
234. Carpenter LL, Jovic Z, Hall JM, et al. Mirtazapine augmentation in the treatment of refractory depression. *J Clin Psychiatry*. 1999 Jan;60(1):45-9.
235. Cassano P, Soares CN, Cusin C, et al. Antidepressant response and well-being in pre-, peri- and postmenopausal women with major depressive disorder treated with fluoxetine. *Psychother Psychosom*. 2005;74(6):362-5.
236. Catalano MC, Catalano G, Kanfer SN, et al. The effect of sertraline on routine blood chemistry values. *Clin Neuropharmacol*. 2000 Sep-Oct;23(5):267-70.
237. Cervera-Enguix S, Baca-Baldomero E, Garcia-Calvo C, et al. Depression in primary care: effectiveness of venlafaxine extended-release in elderly patients; Observational study. *Arch Gerontol Geriatr*. 2004 May-Jun;38(3):271-80.
238. Clayton AH, Warnock JK, Kornstein SG, et al. A placebo-controlled trial of bupropion SR as an antidote for selective serotonin reuptake inhibitor-induced sexual dysfunction. *J Clin Psychiatry*. 2004 Jan;65(1):62-7.
239. Coogan PF, Palmer JR, Strom BL, et al. Use of selective serotonin reuptake inhibitors and the risk of breast cancer. *Am J Epidemiol* 2005;162(9):835-8.
240. Cornelius JR, Salloum IM, Cornelius MD, et al. Fluoxetine trial in suicidal depressed alcoholics. *Psychopharmacol Bull*. 1993;29(2):195-9.
241. Cornelius JR, Salloum IM, Ehler JG, et al. Fluoxetine in depressed alcoholics. A double-blind, placebo-controlled trial. *Arch Gen Psychiatry*. 1997 Aug;54(8):700-5.
242. Cornelius JR, Salloum IM, Haskett RF, et al. Fluoxetine versus placebo in depressed alcoholics: a 1-year follow-up study. *Addict Behav*. 2000 Mar-Apr;25(2):307-10.
243. Cornelius JR, Salloum IM, Thase ME, et al. Fluoxetine versus placebo in depressed alcoholic cocaine abusers. *Psychopharmacol Bull*. 1998;34(1):117-21.
244. Currier MB, Molina G, Kato M. Citalopram treatment of major depressive disorder in Hispanic HIV and AIDS patients: a prospective study. *Psychosomatics*. 2004 May-Jun;45(3):210-6.
245. Davidson JR, Meoni P, Haudiquet V, et al. Achieving remission with venlafaxine and fluoxetine in major depression: its relationship to anxiety symptoms. *Depress Anxiety*. 2002;16(1):4-13.
246. de Klerk E. Patient compliance with enteric-coated weekly fluoxetine during continuation treatment of major depressive disorder. *J Clin Psychiatry*. 2001;62 Suppl 22:43-7.
247. de Montigny C, Silverstone PH, Debonnel G, et al. Venlafaxine in treatment-resistant major depression: a Canadian multicenter, open-label trial. *J Clin Psychopharmacol*. 1999 Oct;19(5):401-6.
248. DeBattista C, Solvason HB, Poirier J, et al. A prospective trial of bupropion SR augmentation of partial and non-responders to serotonergic antidepressants. *J Clin Psychopharmacol*. 2003 Feb;23(1):27-30.
249. Devanand DP, Pelton GH, Marston K, et al. Sertraline treatment of elderly patients with depression and cognitive impairment. *Int J Geriatr Psychiatry*. 2003 Feb;18(2):123-30.
250. Diaz-Martinez A, Benassinni O, Ontiveros A, et al. A randomized, open-label comparison of venlafaxine and fluoxetine in depressed outpatients. *Clin Ther*. 1998 May-Jun;20(3):467-76.
251. Dornseif BE, Dunlop SR, Potvin JH, et al. Effect of dose escalation after low-dose fluoxetine therapy. *Psychopharmacol Bull*. 1989;25(1):71-9.
252. Duboff EA. Long-term treatment of major depressive disorder with

- paroxetine. *J Clin Psychopharmacol*. 1993 Dec;13(6 Suppl 2):28S-33S.
253. Dunner DL, Goldstein DJ, Mallinckrodt C, et al. Duloxetine in treatment of anxiety symptoms associated with depression. *Depress Anxiety*. 2003;18(2):53-61.
254. Dunner DL, Hendricksen HE, Bea C, et al. Dysthymic disorder: treatment with citalopram. *Depress Anxiety*. 2002;15(1):18-22.
255. Dunner DL, Wohlreich MM, Mallinckrodt CH, et al. Clinical consequences of initial duloxetine dosing strategies: comparison of 30 and 60 mg QD starting doses. *Current Therapeutic Research*. 2005;66(6):522-40.
256. Elliott AJ, Russo J, Bergam K, et al. Antidepressant efficacy in HIV-seropositive outpatients with major depressive disorder: an open trial of nefazodone. *J Clin Psychiatry*. 1999 Apr;60(4):226-31.
257. Elliott AJ, Russo J, Roy-Byrne PP. The effect of changes in depression on health related quality of life (HRQoL) in HIV infection. *Gen Hosp Psychiatry*. 2002 Jan-Feb;24(1):43-7.
258. Entsuah AR, Huang H, Thase ME. Response and remission rates in different subpopulations with major depressive disorder administered venlafaxine, selective serotonin reuptake inhibitors, or placebo. *J Clin Psychiatry*. 2001 Nov;62(11):869-77.
259. Entsuah AR, Rudolph RL, Chitra R. Effectiveness of venlafaxine treatment in a broad spectrum of depressed patients: a meta-analysis. *Psychopharmacol Bull*. 1995;31(4):759-66.
260. Fann JR, Uomoto JM, Katon WJ. Sertraline in the treatment of major depression following mild traumatic brain injury. *J Neuropsychiatry Clin Neurosci*. 2000 Spring;12(2):226-32.
261. Fava M, Dunner DL, Greist JH, et al. Efficacy and safety of mirtazapine in major depressive disorder patients after SSRI treatment failure: an open-label trial. *J Clin Psychiatry*. 2001 Jun;62(6):413-20.
262. Fava M, Mallinckrodt CH, Detke MJ, et al. The effect of duloxetine on painful physical symptoms in depressed patients: do improvements in these symptoms result in higher remission rates? *J Clin Psychiatry*. 2004 Apr;65(4):521-30.
263. Fava M, Papakostas GI, Petersen T, et al. Switching to bupropion in fluoxetine-resistant major depressive disorder. *Ann Clin Psychiatry*. 2003 Mar;15(1):17-22.
264. Fava M, Rappe SM, Pava JA, et al. Relapse in patients on long-term fluoxetine treatment: response to increased fluoxetine dose. *J Clin Psychiatry*. 1995 Feb;56(2):52-5.
265. Fava M, Schmidt ME, Zhang S, et al. Treatment approaches to major depressive disorder relapse. Part 2: reinitiation of antidepressant treatment. *Psychother Psychosom*. 2002 Jul-Aug;71(4):195-9.
266. Fawcett J, Marcus RN, Anton SF, et al. Response of anxiety and agitation symptoms during nefazodone treatment of major depression. *J Clin Psychiatry* 1995;56 Suppl 637-42.
267. Feiger AD, Flament MF, Boyer P, et al. Sertraline versus fluoxetine in the treatment of major depression: a combined analysis of five double-blind comparator studies. *Int Clin Psychopharmacol*. 2003 Jul;18(4):203-10.
268. Feighner JP, Entsuah AR, McPherson MK. Efficacy of once-daily venlafaxine extended release (XR) for symptoms of anxiety in depressed outpatients. *J Affect Disord*. 1998 Jan;47(1-3):55-62.
269. Feldmann HS, Denber HC. Long-term study of fluvoxamine: a new rapid-acting antidepressant. *Int Pharmacopsychiatry*. 1982;17(2):114-22.
270. Fontaine R, Ontiveros A, Elie R, et al. Lithium carbonate augmentation of desipramine and fluoxetine in refractory depression. *Biol Psychiatry*. 1991 May 1;29(9):946-8.
271. Franchini L, Rossini D, Bongiorno F, et al. Will a second prophylactic treatment with a higher dosage of the same

- antidepressant either prevent or delay new depressive episodes? *Psychiatry Res.* 2000 Sep 25;96(1):81-5.
272. Gelenberg AJ, McGahuey C, Laukes C, et al. Mirtazapine substitution in SSRI-induced sexual dysfunction. *J Clin Psychiatry.* 2000 May;61(5):356-60.
273. Giannelli A, Rabboni M, Zarattini F, et al. A combination of hypothalamic phospholipid liposomes with trazodone for treatment of depression. An open controlled study. *Acta Psychiatr Scand.* 1989 Jan;79(1):52-8.
274. Goldstein DJ, Lu Y, Detke MJ, et al. Effects of duloxetine on painful physical symptoms associated with depression. *Psychosomatics.* 2004 Jan-Feb;45(1):17-28.
275. Greco T, Eckert G, Kroenke K. The outcome of physical symptoms with treatment of depression. *J Gen Intern Med.* 2004 Aug;19(8):813-8.
276. Halaris AE, Stern W, Harto-Truax N. Clinical efficacy of the new antidepressant bupropion (Wellbutrin) [proceedings]. *Psychopharmacol Bull.* 1981 Jan;17(1):140-2.
277. Harrison CL, Ferrier N, Young AH. Tolerability of high-dose venlafaxine in depressed patients. *J Psychopharmacol.* 2004 Jun;18(2):200-4.
278. Harto NE, Spera KF, Branconnier RJ. Fluoxetine-induced reduction of body mass in patients with major depressive disorder. *Psychopharmacol Bull.* 1988;24(2):220-3.
279. Hebenstreit GF, Fellerer K, Zochling R, et al. A pharmacokinetic dose titration study in adult and elderly depressed patients. *Acta Psychiatr Scand Suppl.* 1989;350:81-4.
280. Heiligenstein JH, Tollefson GD, Faries DE. Response patterns of depressed outpatients with and without melancholia: a double-blind, placebo-controlled trial of fluoxetine versus placebo. *J Affect Disord.* 1994 Mar;30(3):163-73.
281. Hellerstein DJ, Yanowitch P, Rosenthal J, et al. Long-term treatment of double depression: a preliminary study with serotonergic antidepressants. *Prog Neuropsychopharmacol Biol Psychiatry.* 1994 Jan;18(1):139-47.
282. Hellerstein DJ, Yanowitch P, Rosenthal J, et al. A randomized double-blind study of fluoxetine versus placebo in the treatment of dysthymia. *Am J Psychiatry.* 1993 Aug;150(8):1169-75.
283. Houck C. An open-label pilot study of fluvoxamine for mixed anxiety-depression. *Psychopharmacol Bull.* 1998;34(2):225-7.
284. Hudson JI, Wohlreich MM, Kajdasz DK, et al. Safety and tolerability of duloxetine in the treatment of major depressive disorder: analysis of pooled data from eight placebo-controlled clinical trials. *Human Psychopharmacology: Clinical and Experimental.* 2005;20(5):327-41.
285. Huyse FJ, Zwaan WA, Kupka R. The applicability of antidepressants in the depressed medically ill: an open clinical trial with fluoxetine. *J Psychosom Res.* 1994 Oct;38(7):695-703.
286. Iosifescu DV, Nierenberg AA, Alpert JE, et al. Comorbid medical illness and relapse of major depressive disorder in the continuation phase of treatment. *Psychosomatics.* 2004 Sep-Oct;45(5):419-25.
287. Jacobsen FM. Fluoxetine-induced sexual dysfunction and an open trial of yohimbine. *J Clin Psychiatry.* 1992 Apr;53(4):119-22.
288. Jindal RD, Friedman ES, Berman SR, et al. Effects of sertraline on sleep architecture in patients with depression. *J Clin Psychopharmacol.* 2003 Dec;23(6):540-8.
289. Joffe RT, Levitt AJ, Sokolov ST, et al. Response to an open trial of a second SSRI in major depression. *J Clin Psychiatry.* 1996 Mar;57(3):114-5.
290. Joffe RT, Marshall AM, Lee DK. A large open-label study of venlafaxine in depressed outpatients by community-based physicians. *J Clin Psychiatry.* 1998 Oct;59(10):515-20.
291. Joliat MJ, Schmidt ME, Fava M, et al. Long-term treatment outcomes of

- depression with associated anxiety: efficacy of continuation treatment with fluoxetine. *J Clin Psychiatry* 2004;65(3):373-8.
292. Joo JH, Lenze EJ, Mulsant BH, et al. Risk factors for falls during treatment of late-life depression. *J Clin Psychiatry*. 2002 Oct;63(10):936-41.
293. Judge R, Plewes JM, Kumar V, et al. Changes in energy during treatment of depression: an analysis of fluoxetine in double-blind, placebo-controlled trials. *J Clin Psychopharmacol*. 2000 Dec;20(6):666-72.
294. Kaynak H, Kaynak D, Gozukirmizi E, et al. The effects of trazodone on sleep in patients treated with stimulant antidepressants. *Sleep Med*. 2004 Jan;5(1):15-20.
295. Kirby D, Harrigan S, Ames D. Hyponatraemia in elderly psychiatric patients treated with Selective Serotonin Reuptake Inhibitors and venlafaxine: a retrospective controlled study in an inpatient unit. *Int J Geriatr Psychiatry*. 2002 Mar;17(3):231-7.
296. Klieser E, Lehmann E. Experimental comparison between the effect of standardized trazodone-amitriptyline and placebo treatment in vitalized depressive patients. *Psychopharmacology (Berl)*. 1988;95 Suppl:S3-5.
297. Krishnan KR, Doraiswamy PM, Clary CM. Clinical and treatment response characteristics of late-life depression associated with vascular disease: a pooled analysis of two multicenter trials with sertraline. *Prog Neuropsychopharmacol Biol Psychiatry*. 2001 Feb;25(2):347-61.
298. Kroenke K, West SL, Swindle R, et al. Similar effectiveness of paroxetine, fluoxetine, and sertraline in primary care: a randomized trial. *Jama*. 2001 Dec 19;286(23):2947-55.
299. Kuhn KU, Quednow BB, Thiel M, et al. Antidepressive treatment in patients with temporal lobe epilepsy and major depression: a prospective study with three different antidepressants. *Epilepsy Behav*. 2003 Dec;4(6):674-9.
300. Lader M, Andersen HF, Baekdal T. The effect of escitalopram on sleep problems in depressed patients. *Hum Psychopharmacol*. 2005 Jul;20(5):349-54.
301. Lam RW, Hossie H, Solomons K, et al. Citalopram and bupropion-SR: combining versus switching in patients with treatment-resistant depression. *J Clin Psychiatry*. 2004 Mar;65(3):337-40.
302. Landen M, Hogberg P, Thase ME. Incidence of sexual side effects in refractory depression during treatment with citalopram or paroxetine. *J Clin Psychiatry*. 2005 Jan;66(1):100-6.
303. Lauritzen L, Odgaard K, Clemmesen L, et al. Relapse prevention by means of paroxetine in ECT-treated patients with major depression: a comparison with imipramine and placebo in medium-term continuation therapy. *Acta Psychiatr Scand*. 1996 Oct;94(4):241-51.
304. Lenderking WR, Tennen H, Nackley JF, et al. The effects of venlafaxine on social activity level in depressed outpatients. *J Clin Psychiatry*. 1999 Mar;60(3):157-63.
305. Leo RJ. Movement disorders associated with the serotonin selective reuptake inhibitors. *J Clin Psychiatry*. 1996 Oct;57(10):449-54.
306. Lepola U, Wade A, Andersen HF. Do equivalent doses of escitalopram and citalopram have similar efficacy? A pooled analysis of two positive placebo-controlled studies in major depressive disorder. *Int Clin Psychopharmacol*. 2004 May;19(3):149-55.
307. Lesperance F, Frasere-Smith N, Laliberte MA, et al. An open-label study of nefazodone treatment of major depression in patients with congestive heart failure. *Can J Psychiatry*. 2003 Nov;48(10):695-701.
308. Letizia C, Kapik B, Flanders WD. Suicidal risk during controlled clinical investigations of fluvoxamine. *J Clin Psychiatry*. 1996 Sep;57(9):415-21.
309. Linden M, Gothe H, Dittmann RW, et al. Early termination of antidepressant drug

- treatment. *J Clin Psychopharmacol*. 2000 Oct;20(5):523-30.
310. Llorca PM, Azorin JM, Despiegel N, et al. Efficacy of escitalopram in patients with severe depression: a pooled analysis. *Int J Clin Pract*. 2005 Mar;59(3):268-75.
311. Louie AK, Lewis TB, Lannon RA. Use of low-dose fluoxetine in major depression and panic disorder. *J Clin Psychiatry*. 1993 Nov;54(11):435-8.
312. Lowe B, Schenkel I, Bair MJ, et al. Efficacy, predictors of therapy response, and safety of sertraline in routine clinical practice: prospective, open-label, non-interventional postmarketing surveillance study in 1878 patients. *J Affect Disord*. 2005 Aug;87(2-3):271-9.
313. Lyketsos CG, Sheppard JM, Steele CD, et al. Randomized, placebo-controlled, double-blind clinical trial of sertraline in the treatment of depression complicating Alzheimer's disease: initial results from the Depression in Alzheimer's Disease study. *Am J Psychiatry*. 2000 Oct;157(10):1686-9.
314. Magai C, Kennedy G, Cohen CI, et al. A controlled clinical trial of sertraline in the treatment of depression in nursing home patients with late-stage Alzheimer's disease. *Am J Geriatr Psychiatry*. 2000 Winter;8(1):66-74.
315. Mallinckrodt CH, Goldstein DJ, Detke MJ, et al. Duloxetine: A New Treatment for the Emotional and Physical Symptoms of Depression. *Prim Care Companion J Clin Psychiatry*. 2003 Feb;5(1):19-28.
316. Mallinckrodt CH, Watkin JG, Liu C, et al. Duloxetine in the treatment of Major Depressive Disorder: a comparison of efficacy in patients with and without melancholic features. *BMC Psychiatry*. 2005 Jan 4;5(1):1.
317. Marcus RN, Mendels J. Nefazodone in the treatment of severe, melancholic, and recurrent depression. *J Clin Psychiatry* 1996;57 Suppl 219-23.
318. Mauri MC, Fiorentini A, Cerveri G, et al. Long-term efficacy and therapeutic drug monitoring of sertraline in major depression. *Hum Psychopharmacol*. 2003 Jul;18(5):385-8.
319. McGrath PJ, Stewart JW, Petkova E, et al. Predictors of relapse during fluoxetine continuation or maintenance treatment of major depression. *J Clin Psychiatry*. 2000 Jul;61(7):518-24.
320. Mendels J, Kiev A, Fabre LF. Double-blind comparison of citalopram and placebo in depressed outpatients with melancholia. *Depress Anxiety*. 1999;9(2):54-60.
321. Menting JE, Honig A, Verhey FR, et al. Selective serotonin reuptake inhibitors (SSRIs) in the treatment of elderly depressed patients: a qualitative analysis of the literature on their efficacy and side-effects. *Int Clin Psychopharmacol*. 1996 Sep;11(3):165-75.
322. Michelson D, Schmidt M, Lee J, et al. Changes in sexual function during acute and six-month fluoxetine therapy: a prospective assessment. *J Sex Marital Ther*. 2001 May-Jun;27(3):289-302.
323. Miller SM, Naylor GJ, Murtagh M, et al. A double-blind comparison of paroxetine and placebo in the treatment of depressed patients in a psychiatric outpatient clinic. *Acta Psychiatr Scand Suppl*. 1989;350:143-4.
324. Miner CM, Brown EB, Gonzales JS, et al. Switching patients from daily citalopram, paroxetine, or sertraline to once-weekly fluoxetine in the maintenance of response for depression. *J Clin Psychiatry* 2002;63(3):232-40.
325. Mitchell PB, Schweitzer I, Burrows G, et al. Efficacy of venlafaxine and predictors of response in a prospective open-label study of patients with treatment-resistant major depression. *J Clin Psychopharmacol*. 2000 Aug;20(4):483-7.
326. Montgomery SA. Safety of mirtazapine: a review. *Int Clin Psychopharmacol*. 1995 Dec;10 Suppl 4:37-45.
327. Montgomery SA, Reimnitz PE, Zivkov M. Mirtazapine versus amitriptyline in the long-term treatment of depression: a

- double-blind placebo-controlled study. *Int Clin Psychopharmacol.* 1998 Mar;13(2):63-73.
328. Morishita S, Arita S. Differential effects of milnacipran, fluvoxamine and paroxetine for depression, especially in gender. *Eur Psychiatry.* 2003 Dec;18(8):418-20.
329. Morishita S, Arita S. Differential period of onset of action of fluvoxamine, paroxetine and milnacipran for depression. *Hum Psychopharmacol.* 2003 Aug;18(6):479-82.
330. Mulrow CD, Williams JW, Jr., Trivedi M, et al. Treatment of depression--newer pharmacotherapies. *Psychopharmacol Bull.* 1998;34(4):409-795.
331. Nelson EC. An open-label study of nefazodone in the treatment of depression with and without comorbid obsessive compulsive disorder. *Ann Clin Psychiatry.* 1994 Dec;6(4):249-53.
332. Nelson JC, Wohlreich MM, Mallinckrodt CH, et al. Duloxetine for the treatment of major depressive disorder in older patients. *Am J Geriatr Psychiatry.* 2005 Mar;13(3):227-35.
333. Nemeroff CB, Schatzberg AF, Goldstein DJ, et al. Duloxetine for the treatment of major depressive disorder. *Psychopharmacol Bull.* 2002 Autumn;36(4):106-32.
334. Nierenberg AA, Adler LA, Peselow E, et al. Trazodone for antidepressant-associated insomnia. *Am J Psychiatry.* 1994 Jul;151(7):1069-72.
335. Nierenberg AA, Cole JO, Glass L. Possible trazodone potentiation of fluoxetine: a case series. *J Clin Psychiatry.* 1992 Mar;53(3):83-5.
336. Nierenberg AA, Feighner JP, Rudolph R, et al. Venlafaxine for treatment-resistant unipolar depression. *J Clin Psychopharmacol.* 1994 Dec;14(6):419-23.
337. Nierenberg AA, Quitkin FM, Kremer C, et al. Placebo-controlled continuation treatment with mirtazapine: acute pattern of response predicts relapse. *Neuropsychopharmacology.* 2004 May;29(5):1012-8.
338. Ninan PT, Hassman HA, Glass SJ, et al. Adjunctive modafinil at initiation of treatment with a selective serotonin reuptake inhibitor enhances the degree and onset of therapeutic effects in patients with major depressive disorder and fatigue. *J Clin Psychiatry.* 2004;65(3):414-20.
339. Norton KR, Sireling LI, Bhat AV, et al. A double-blind comparison of fluvoxamine, imipramine and placebo in depressed patients. *J Affect Disord.* 1984 Dec;7(3-4):297-308.
340. Orengo CA, Kunik ME, Molinari V, et al. The use and tolerability of fluoxetine in geropsychiatric inpatients. *J Clin Psychiatry.* 1996 Jan;57(1):12-6.
341. Ottevanger EA. The efficacy of fluvoxamine in patients with severe depression. *Prog Neuropsychopharmacol Biol Psychiatry.* 1994 Jul;18(4):731-40.
342. Oxman TE, Barrett JE, Sengupta A, et al. Status of minor depression or dysthymia in primary care following a randomized controlled treatment. *Gen Hosp Psychiatry.* 2001 Nov-Dec;23(6):301-10.
343. Pae CU, Kim YJ, Won WY, et al. Paroxetine in the treatment of depressed patients with haematological malignancy: an open-label study. *Hum Psychopharmacol.* 2004 Jan;19(1):25-9.
344. Pande AC, Saylor ME. Severity of depression and response to fluoxetine. *Int Clin Psychopharmacol.* 1993 Winter;8(4):243-5.
345. Papakostas GI, Petersen T, Denninger JW, et al. Psychosocial functioning during the treatment of major depressive disorder with fluoxetine. *J Clin Psychopharmacol.* 2004 Oct;24(5):507-11.
346. Pitts WM, Fann WE, Halaris AE, et al. Bupropion in depression: a tri-center placebo-controlled study. *J Clin Psychiatry.* 1983 May;44(5 Pt 2):95-100.
347. Pope HG, Jr., McElroy SL, Nixon RA. Possible synergism between fluoxetine and lithium in refractory depression. *Am J Psychiatry.* 1988 Oct;145(10):1292-4.

348. Quitkin FM, McGrath PJ, Stewart JW, et al. Remission rates with 3 consecutive antidepressant trials: effectiveness for depressed outpatients. *J Clin Psychiatry*. 2005 Jun;66(6):670-6.
349. Quitkin FM, Stewart JW, McGrath PJ, et al. Are there differences between women's and men's antidepressant responses? *Am J Psychiatry*. 2002 Nov;159(11):1848-54.
350. Ravindran AV, Charbonneau Y, Zaharia MD, et al. Efficacy and tolerability of venlafaxine in the treatment of primary dysthymia. *J Psychiatry Neurosci*. 1998 Nov;23(5):288-92.
351. Razavi D, Allilaire JF, Smith M, et al. The effect of fluoxetine on anxiety and depression symptoms in cancer patients. *Acta Psychiatr Scand* 1996;94(3):205-10.
352. Robinson DS, Roberts DL, Smith JM, et al. The safety profile of nefazodone. *J Clin Psychiatry*. 1996;57 Suppl 2:31-8.
353. Rocca P, Calvarese P, Faggiano F, et al. Citalopram versus sertraline in late-life nonmajor clinically significant depression: a 1-year follow-up clinical trial. *J Clin Psychiatry*. 2005 Mar;66(3):360-9.
354. Roose SP, Nelson JC, Salzman C, et al. Open-label study of mirtazapine orally disintegrating tablets in depressed patients in the nursing home. *Curr Med Res Opin*. 2003;19(8):737-46.
355. Roose SP, Sackeim HA, Krishnan KR, et al. Antidepressant pharmacotherapy in the treatment of depression in the very old: a randomized, placebo-controlled trial. *Am J Psychiatry*. 2004 Nov;161(11):2050-9.
356. Rosenthal J, Hemlock C, Hellerstein DJ, et al. A preliminary study of serotonergic antidepressants in treatment of dysthymia. *Prog Neuropsychopharmacol Biol Psychiatry*. 1992;16(6):933-41.
357. Rudolph RL, Entsuah R, Chitra R. A meta-analysis of the effects of venlafaxine on anxiety associated with depression. *J Clin Psychopharmacol*. 1998 Apr;18(2):136-44.
358. Rush AJ, Armitage R, Gillin JC, et al. Comparative effects of nefazodone and fluoxetine on sleep in outpatients with major depressive disorder. *Biol Psychiatry*. 1998 Jul 1;44(1):3-14.
359. Rush AJ, Bose A. Escitalopram in clinical practice: results of an open-label trial in a naturalistic setting. *Depress Anxiety*. 2005;21(1):26-32.
360. Rush AJ, Bose A, Heydorn WE. Naturalistic study of the early psychiatric use of citalopram in the United States. *Depress Anxiety*. 2002;16(3):121-7.
361. Rush AJ, Carmody TJ, Haight BR, et al. Does pretreatment insomnia or anxiety predict acute response to bupropion SR? *Ann Clin Psychiatry*. 2005 Jan-Mar;17(1):1-9.
362. Saiz-Ruiz J, Ibanez A, Diaz-Marsa M, et al. Nefazodone in the treatment of elderly patients with depressive disorders: a prospective, observational study. *CNS Drugs*. 2002;16(9):635-43.
363. Saiz-Ruiz J, Ibanez A, Diaz-Marsa M, et al. Efficacy of venlafaxine in major depression resistant to selective serotonin reuptake inhibitors. *Prog Neuropsychopharmacol Biol Psychiatry*. 2002 Oct;26(6):1129-34.
364. Saletu-Zyhlarz GM, Abu-Bakr MH, Anderer P, et al. Insomnia related to dysthymia: polysomnographic and psychometric comparison with normal controls and acute therapeutic trials with trazodone. *Neuropsychobiology*. 2001;44(3):139-49.
365. Satterlee WG, Faries D. The effects of fluoxetine on symptoms of insomnia in depressed patients. *Psychopharmacol Bull*. 1995;31(2):227-37.
366. Schmidt ME, Fava M, Zhang S, et al. Treatment approaches to major depressive disorder relapse. Part 1: dose increase. *Psychother Psychosom*. 2002 Jul-Aug;71(4):190-4.
367. Schneider LS, Nelson JC, Clary CM, et al. An 8-week multicenter, parallel-group, double-blind, placebo-controlled study of sertraline in elderly outpatients with major depression. *Am J Psychiatry*. 2003 Jul;160(7):1277-85.

368. Schneider LS, Small GW, Clary CM. Estrogen replacement therapy and antidepressant response to sertraline in older depressed women. *Am J Geriatr Psychiatry*. 2001 Fall;9(4):393-9.
369. Schweitzer I, Burrows G, Tuckwell V, et al. Sustained response to open-label venlafaxine in drug-resistant major depression. *J Clin Psychopharmacol*. 2001 Apr;21(2):185-9.
370. Settle EC, Stahl SM, Batey SR, et al. Safety profile of sustained-release bupropion in depression: results of three clinical trials. *Clin Ther*. 1999 Mar;21(3):454-63.
371. Sheehan D, Dunbar GC, Fuell DL. The effect of paroxetine on anxiety and agitation associated with depression. *Psychopharmacol Bull*. 1992;28(2):139-43.
372. Shelton C, Entsuah R, Padmanabhan SK, et al. Venlafaxine XR demonstrates higher rates of sustained remission compared to fluoxetine, paroxetine or placebo. *Int Clin Psychopharmacol*. 2005 Jul;20(4):233-8.
373. Small GW, Birkett M, Meyers BS, et al. Impact of physical illness on quality of life and antidepressant response in geriatric major depression. Fluoxetine Collaborative Study Group. *J Am Geriatr Soc*. 1996 Oct;44(10):1220-5.
374. Spigset O, Adielsson G. Combined serotonin syndrome and hyponatraemia caused by a citalopram-buspirone interaction. *Int Clin Psychopharmacol*. 1997 Jan;12(1):61-3.
375. Stahl SM, Entsuah R, Rudolph RL. Comparative efficacy between venlafaxine and SSRIs: a pooled analysis of patients with depression. *Biol Psychiatry*. 2002 Dec 15;52(12):1166-74.
376. Steffens DC, Doraiswamy PM, McQuoid DR. Bupropion SR in the naturalistic treatment of elderly patients with major depression. *Int J Geriatr Psychiatry*. 2001 Sep;16(9):862-5.
377. Stern WC, Harto-Truax N, Bauer N. Efficacy of bupropion in tricyclic-resistant or intolerant patients. *J Clin Psychiatry*. 1983 May;44(5 Pt 2):148-52.
378. Suri RA, Altshuler LL, Rasgon NL, et al. Efficacy and response time to sertraline versus fluoxetine in the treatment of unipolar major depressive disorder. *Journal Of Clinical Psychiatry*. 2000;61(12):942-6.
379. Szegedi A, Muller MJ, Anghelescu I, et al. Early improvement under mirtazapine and paroxetine predicts later stable response and remission with high sensitivity in patients with major depression. *J Clin Psychiatry*. 2003 Apr;64(4):413-20.
380. Tam LW, Parry BL. Does estrogen enhance the antidepressant effects of fluoxetine? *Journal Of Affective Disorders*. 2003;77(1):87-92.
381. Taragano F, Lyketsos CG, Paz J, et al. An open-label trial of sertraline for the treatment of major depression in primary care. *Ann Clin Psychiatry*. 1999 Jun;11(2):67-71.
382. Taylor FB, Prather MR. The efficacy of nefazodone augmentation for treatment-resistant depression with anxiety symptoms or anxiety disorder. *Depress Anxiety*. 2003;18(2):83-8.
383. Teicher MH, Glod C, Cole JO. Emergence of intense suicidal preoccupation during fluoxetine treatment. *Am J Psychiatry*. 1990 Feb;147(2):207-10.
384. Thase ME, Blomgren SL, Birkett MA, et al. Fluoxetine treatment of patients with major depressive disorder who failed initial treatment with sertraline. *J Clin Psychiatry*. 1997 Jan;58(1):16-21.
385. Thase ME, Entsuah R, Cantillon M, et al. Relative Antidepressant Efficacy of Venlafaxine and SSRIs: Sex-Age Interactions. *J Womens Health (Larchmt)*. 2005 Sep;14(7):609-16.
386. Thase ME, Feighner JP, Lydiard RB. Citalopram treatment of fluoxetine nonresponders. *J Clin Psychiatry*. 2001 Sep;62(9):683-7.
387. Thase ME, Ferguson JM, Lydiard RB, et al. Citalopram treatment of paroxetine-

- intolerant depressed patients. *Depress Anxiety*. 2002;16(3):128-33.
388. Thase ME, Friedman ES, Fasiczka AL, et al. Treatment of men with major depression: a comparison of sequential cohorts treated with either cognitive-behavioral therapy or newer generation antidepressants. *J Clin Psychiatry*. 2000 Jul;61(7):466-72.
389. Tollefson GD, Bosomworth JC, Heiligenstein JH, et al. A double-blind, placebo-controlled clinical trial of fluoxetine in geriatric patients with major depression. The Fluoxetine Collaborative Study Group. *Int Psychogeriatr*. 1995 Spring;7(1):89-104.
390. Tollefson GD, Holman SL, Saylor ME, et al. Fluoxetine, placebo, and tricyclic antidepressants in major depression with and without anxious features. *J Clin Psychiatry* 1994;55(2):50-9.
391. Tollefson GD, Tollefson SL, Saylor ME, et al. Absence of emergent suicidal ideation during treatment: A comparative, controlled, double-blind analysis employing several distinct antidepressants. *Depression*. 1994;2(2):73-9.
392. Trappler B, Cohen CI. Use of SSRIs in "very old" depressed nursing home residents. *Am J Geriatr Psychiatry*. 1998 Winter;6(1):83-9.
393. Trivedi MH, Rush AJ, Carmody TJ, et al. Do bupropion SR and sertraline differ in their effects on anxiety in depressed patients? *J Clin Psychiatry*. 2001 Oct;62(10):776-81.
394. Tyra JM, Greenawald MH. TCAs or SSRIs as initial therapy for depression? *J Fam Pract*. 1999 Nov;48(11):845-6.
395. Van Houdenhove B, Onghena P, Floris M, et al. An open study of sertraline in acute and continuation treatment of depressed out-patients. *J Int Med Res*. 1997 Nov-Dec;25(6):340-53.
396. Van Wyck Fleet J, Manberg PJ, Miller LL, et al. Overview of clinically significant adverse reactions to bupropion. *J Clin Psychiatry*. 1983 May;44(5 Pt 2):191-6.
397. Verhoeven WM, Veendrik-Meekes MJ, Jacobs GA, et al. Citalopram in mentally retarded patients with depression: a long-term clinical investigation. *Eur Psychiatry*. 2001 Mar;16(2):104-8.
398. Wagner W, Plekkenpol B, Gray TE, et al. Review of fluvoxamine safety database. *Drugs*. 1992;43 Suppl 2:48-53; discussion -4.
399. Walker PW, Cole JO, Gardner EA, et al. Improvement in fluoxetine-associated sexual dysfunction in patients switched to bupropion. *J Clin Psychiatry*. 1993 Dec;54(12):459-65.
400. Weintraub D, Streim JE, Datto CJ, et al. Effect of increasing the dose and duration of sertraline trial in the treatment of depressed nursing home residents. *J Geriatr Psychiatry Neurol*. 2003 Jun;16(2):109-11.
401. Wernicke JF, Saylor ME, Koke SC, et al. Fluoxetine and concomitant centrally acting medication use during clinical trials of depression: the absence of an effect related to agitation and suicidal behavior. *Depress Anxiety*. 1997;6(1):31-9.
402. White K, Wykoff W, Tynes LL, et al. Fluvoxamine in the treatment of tricyclic-resistant depression. *Psychiatr J Univ Ott*. 1990 Sep;15(3):156-8.
403. Whyte EM, Basinski J, Farhi P, et al. Geriatric depression treatment in nonresponders to selective serotonin reuptake inhibitors. *J Clin Psychiatry*. 2004 Dec;65(12):1634-41.
404. Wohlreich MM, Mallinckrodt CH, Watkin JG, et al. Duloxetine for the long-term treatment of major depressive disorder in patients aged 65 and older: an open-label study. *BMC Geriatr*. 2004 Dec 7;4:11.
405. Yohannes AM, Connolly MJ, Baldwin RC. A feasibility study of antidepressant drug therapy in depressed elderly patients with chronic obstructive pulmonary disease. *Int J Geriatr Psychiatry*. 2001 May;16(5):451-4.
406. Zajecka JM. The effect of nefazodone on comorbid anxiety symptoms associated with depression: experience

- in family practice and psychiatric outpatient settings. *J Clin Psychiatry*. 1996;57 Suppl 2:10-4.
407. Zanardi R, Cusin C, Rossini D, et al. Comparison of response to fluvoxamine in nondemented elderly compared to younger patients affected by major depression. *J Clin Psychopharmacol*. 2003 Dec;23(6):535-9.
408. Zarate CA, Kando JC, Tohen M, et al. Does intolerance or lack of response with fluoxetine predict the same will happen with sertraline? *J Clin Psychiatry*. 1996 Feb;57(2):67-71.

Other(172):

1. Addington D, Addington J, Patten S, et al. Double-blind, placebo-controlled comparison of the efficacy of sertraline as treatment for a major depressive episode in patients with remitted schizophrenia. *J Clin Psychopharmacol*. 2002 Feb;22(1):20-5.
2. Agius M, Gardner J, Liu K, et al. An audit to compare discharge rates and suicidality between antidepressant monotherapies prescribed for unipolar depression. *Psychiatr Danub*. 2010 Jun;22(2):350-3.
3. Almeida OP, Waterreus A, Hankey GJ. Preventing depression after stroke: Results from a randomized placebo-controlled trial. *J Clin Psychiatry*. 2006 Jul;67(7):1104-9.
4. Altintoprak AE, Zorlu N, Coskunol H, et al. Effectiveness and tolerability of mirtazapine and amitriptyline in alcoholic patients with co-morbid depressive disorder: a randomized, double-blind study. *Hum Psychopharmacol* 2008;23(4):313-9.
5. Altman EM, Manos GH. Serotonin syndrome associated with citalopram and meperidine. *Psychosomatics*. 2007 Jul-Aug;48(4):361-3.
6. Amsterdam JD, Shults J. Does tachyphylaxis occur after repeated antidepressant exposure in patients with Bipolar II major depressive episode? *J Affect Disord*. 2009 May;115(1-2):234-40.
7. Anderson RJ, Gott BM, Sayuk GS, et al. Antidepressant pharmacotherapy in adults with type 2 diabetes: rates and predictors of initial response. *Diabetes Care*. 2010 Mar;33(3):485-9.
8. Arias B, Serretti A, Mandelli L, et al. Dysbindin gene (DTNBP1) in major depression: association with clinical response to selective serotonin reuptake inhibitors. *Pharmacogenet Genomics*. 2009 Feb;19(2):121-8.
9. Atlantis E, Browning C, Sims J, et al. Diabetes incidence associated with depression and antidepressants in the Melbourne Longitudinal Studies on Healthy Ageing (MELSHA). *Int J Geriatr Psychiatry*. 2010;25(7):688-96.
10. Baldwin DS, Montgomery SA, Nil R, et al. Discontinuation symptoms in depression and anxiety disorders. *International Journal of Neuropsychopharmacology*. 2007;10(1):73-84.
11. Barbui C, Andretta M, De Vitis G, et al. Antidepressant drug prescription and risk of abnormal bleeding: A case-control study. *J Clin Psychopharmacol*. 2009;29(1):33-8.
12. Barbui C, Furukawa TA, Cipriani A. Effectiveness of paroxetine in the treatment of acute major depression in adults: A systematic re-examination of published and unpublished data from randomized trials. *Can Med Assoc J*. 2008;178(3):296-305.
13. Barone P, Scarzella L, Marconi R, et al. Pramipexole versus sertraline in the treatment of depression in Parkinson's disease: a national multicenter parallel-group randomized study. *J Neurol*. 2006 May;253(5):601-7.
14. Bech P, Lonn SL, Overo KF. Relapse prevention and residual symptoms: A closer analysis of placebo-controlled continuation studies with escitalopram in major depressive disorder, generalized anxiety disorder, social anxiety disorder, and obsessive-compulsive disorder. *J Clin Psychiatry*. 2010;71(2):121-9.
15. Berlanga C, Flores-Ramos M. Different gender response to serotonergic and noradrenergic antidepressants. A comparative study of the efficacy of citalopram and reboxetine. *J Affect Disord*. 2006 Oct;95(1-3):119-23.
16. Berman RM, Fava M, Thase ME, et al. Aripiprazole augmentation in major depressive disorder: a double-blind, placebo-controlled study in patients with inadequate response to antidepressants. *CNS Spectr*. 2009 Apr;14(4):197-206.
17. Berman RM, Marcus RN, Swanink R, et al. The efficacy and safety of aripiprazole as adjunctive therapy in major depressive disorder: a multicenter, randomized, double-blind,

- placebo-controlled study. *J Clin Psychiatry*. 2007 Jun;68(6):843-53.
18. Binneman B, Feltner D, Kolluri S, et al. A 6-week randomized, placebo-controlled trial of CP-316,311 (a selective CRH1 antagonist) in the treatment of major depression. *Am J Psychiatry*. 2008 May;165(5):617-20.
 19. Blier P, Ward HE, Tremblay P. Combination of antidepressant from treatment initiation for depression. American Psychiatric Association annual meeting. 2006.
 20. Blom MB, Jonker K, Dusseldorp E, et al. Combination treatment for acute depression is superior only when psychotherapy is added to medication. *Psychother Psychosom*. 2007;76(5):289-97.
 21. Bodnar LM, Sunder KR, Wisner KL. Treatment with selective serotonin reuptake inhibitors during pregnancy: deceleration of weight gain because of depression or drug? *Am J Psychiatry*. 2006 Jun;163(6):986-91.
 22. Bose A, Li D, Gandhi C. Escitalopram in the acute treatment of depressed patients aged 60 years or older. *Am J Geriatr Psychiatry* 2008;16(1):14-20.
 23. Brown ES, Murray M, Carmody TJ, et al. The Quick Inventory of Depressive Symptomatology-Self-report: a psychometric evaluation in patients with asthma and major depressive disorder. *Ann Allergy Asthma Immunol*. 2008 May;100(5):433-8.
 24. Brunton S, Wang F, Edwards SB, et al. Profile of adverse events with duloxetine treatment: A pooled analysis of placebo-controlled studies. *Drug Saf*. 2010;33(5):393-407.
 25. Chen Y, Guo JJ, Li H, et al. Risk of cerebrovascular events associated with antidepressant use in patients with depression: A population-based, nested case-control study. *Annals of Pharmacotherapy* 2008;42(2):177-84.
 26. Claghorn J. A double-blind comparison of paroxetine and placebo in the treatment of depressed outpatients. *Int Clin Psychopharmacol*. 1992 Jun;6 Suppl 4:25-30.
 27. Claghorn JL, Kiev A, Rickels K, et al. Paroxetine versus placebo: a double-blind comparison in depressed patients. *J Clin Psychiatry*. 1992 Dec;53(12):434-8.
 28. Cravello L, Caltagirone C, Spalletta G. The SNRI venlafaxine improves emotional unawareness in patients with post-stroke depression. *Hum Psychopharmacol*. 2009 Jun;24(4):331-6.
 29. Dahlberg M, Lundin K. Antidepressants and the Suicide Rate: Is There Really a Connection? Upsalla University (Sweden) Economics Department. 2005:4.
 30. de Abajo FJ, Garcia-Rodriguez LA. Risk of upper gastrointestinal tract bleeding associated with selective serotonin reuptake inhibitors and venlafaxine therapy: interaction with nonsteroidal anti-inflammatory drugs and effect of acid-suppressing agents. *Arch Gen Psychiatry*. 2008 Jul;65(7):795-803.
 31. De Las Cuevas C, de la Rosa MA, Troyano JM, et al. Are psychotropics drugs used in pregnancy? *Pharmacoepidemiol Drug Saf*. 2007 Sep;16(9):1018-23.
 32. Demyttenaere K, Andersen HF, Reines EH. Impact of escitalopram treatment on Quality of Life Enjoyment and Satisfaction Questionnaire scores in major depressive disorder and generalized anxiety disorder. *Int Clin Psychopharmacol*. 2008 Sep;23(5):276-86.
 33. Deshauer D, Moher D, Fergusson D, et al. Selective serotonin reuptake inhibitors for unipolar depression: A systematic review of classic long-term randomized controlled trials. *Can Med Assoc J*. 2008;178(10):1293-301.
 34. Desmarais JE, Looper KJ. Interactions between tamoxifen and antidepressants via cytochrome P450 2D6. *J Clin Psychiatry*. 2009 Dec;70(12):1688-97.
 35. Dichter GS, Tomarken AJ, Freid CM, et al. Do venlafaxine XR and paroxetine

- equally influence negative and positive affect? *J Affect Disord.* 2005 Apr;85(3):333-9.
36. Djulus J, Koren G, Einarson TR, et al. Exposure to mirtazapine during pregnancy: a prospective, comparative study of birth outcomes. *J Clin Psychiatry.* 2006 Aug;67(8):1280-4.
 37. Dudley M, Goldney R, Hadzi-Pavlovic D. Are adolescents dying by suicide taking SSRI antidepressants? A review of observational studies. *Australasian Psychiatry.* 2010;18(3):242-5.
 38. Dunner DL, Wilson M, Fava M, et al. Long-term tolerability and effectiveness of duloxetine in the treatment of major depressive disorder. *Depress Anxiety.* 2008;25(5):E1-8.
 39. Eckert L, Falissard B. Using meta-regression in performing indirect-comparisons: comparing escitalopram with venlafaxine XR. *Curr Med Res Opin* 2006;22(11):2313-21.
 40. Eckert L, Lançon C. Duloxetine compared with fluoxetine and venlafaxine: Use of meta-regression analysis for indirect comparisons. *BMC Psychiatry* 2006;6.
 41. Einarson TR, Arikian SR, Casciano J, et al. Comparison of extended-release venlafaxine, selective serotonin reuptake inhibitors, and tricyclic antidepressants in the treatment of depression: a meta-analysis of randomized controlled trials. *Clin Ther* 1999;21(2):296-308.
 42. Fantino B, Moore N, Verdoux H, et al. Cost-effectiveness of escitalopram vs. citalopram in major depressive disorder. *Int Clin Psychopharmacol.* 2007 Mar;22(2):107-15.
 43. Fava M, Graves LM, Benazzi F, et al. A cross-sectional study of the prevalence of cognitive and physical symptoms during long-term antidepressant treatment. *J Clin Psychiatry.* 2006;67(11):1754-9.
 44. Fava M, McCall WV, Krystal A, et al. Eszopiclone co-administered with fluoxetine in patients with insomnia coexisting with major depressive disorder. *Biol Psychiatry* 2006;59(11):1052-60.
 45. Feighner JP, Overo K. Multicenter, placebo-controlled, fixed-dose study of citalopram in moderate-to-severe depression. *J Clin Psychiatry.* 1999 Dec;60(12):824-30.
 46. Feighner JP, Pambakian R, Fowler RC, et al. A comparison of nefazodone, imipramine, and placebo in patients with moderate to severe depression. *Psychopharmacol Bull.* 1989;25(2):219-21.
 47. Fiedorowicz JG, Takezawa K, Robinson RG. Risk factors for and correlates of poststroke depression following discontinuation of antidepressants. *J Neuropsychiatry Clin Neurosci.* 2007 Fall;19(4):399-405.
 48. Frank C. Recognition and treatment of serotonin syndrome. *Can Fam Physician.* 2008 Jul;54(7):988-92.
 49. Garcia-Cebrian A, Bauer M, Montejo AL, et al. Factors influencing depression endpoints research (FINDER): Study design and population characteristics. *European Psychiatry.* 2008;23(1):57-65.
 50. Gau YT, Liou YJ, Yu YW, et al. Evidence for association between genetic variants of p75 neurotrophin receptor (p75NTR) gene and antidepressant treatment response in Chinese major depressive disorder. *Am J Med Genet B Neuropsychiatr Genet.* 2008 Jul 5;147B(5):594-9.
 51. Gentile S. Quetiapine-fluvoxamine combination during pregnancy and while breastfeeding. *Arch Womens Ment Health.* 2006 May;9(3):158-9.
 52. Gilmer WS, Gollan JK, Wisniewski SR, et al. Does the duration of index episode affect the treatment outcome of major depressive disorder? A STAR*D report. *J Clin Psychiatry.* 2008 Aug;69(8):1246-56.
 53. Ginsberg DL. Adjunctive ropinirole for treatment-resistant depression. *Primary Psychiatry.* 2005;12(8):26-7.
 54. Hall WD, Lucke J. How have the selective serotonin reuptake inhibitor antidepressants affected suicide

- mortality? Aust N Z J Psychiatry. 2006 Nov-Dec;40(11-12):941-50.
55. Harvey AT, Silkey BS, Kornstein SG, et al. Acute worsening of chronic depression during a double-blind, randomized clinical trial of antidepressant efficacy: differences by sex and menopausal status. *J Clin Psychiatry*. 2007 Jun;68(6):951-8.
 56. Heiligenstein JH, Ware JE, Jr., Beusterien KM, et al. Acute effects of fluoxetine versus placebo on functional health and well-being in late-life depression. *Int Psychogeriatr*. 1995;7 Suppl:125-37.
 57. Hellerstein DJ, Batchelder ST, Hyler S, et al. Escitalopram versus placebo in the treatment of dysthymic disorder. *Int Clin Psychopharmacol*. 2010;25(3):143-8.
 58. Henry NL, Stearns V, Flockhart DA, et al. Drug interactions and pharmacogenomics in the treatment of breast cancer and depression. *Am J Psychiatry*. 2008 Oct;165(10):1251-5.
 59. Herrera-Guzman I, Gudayol-Ferre E, Herrera-Guzman D, et al. Effects of selective serotonin reuptake and dual serotonergic-noradrenergic reuptake treatments on memory and mental processing speed in patients with major depressive disorder. *J Psychiatr Res*. 2009 Jun;43(9):855-63.
 60. Hewett K, Chrzanowski W, Jokinen R, et al. Double-blind, placebo-controlled evaluation of extended-release bupropion in elderly patients with major depressive disorder. *J Psychopharmacol*. 2010 Apr;24(4):521-9.
 61. Husain MM, Rush JA, Wisniewski SR, et al. Family history of depression and therapeutic outcome: findings from STAR*D. *J Clin Psychiatry*. 2009 Feb;70(2):185-95.
 62. Jakob F, Wolf J. EPMS under antidepressive therapy with fluvoxamine and concomitant antibiotic therapy with clindamycin. *Pharmacopsychiatry*. 2007 May;40(3):129.
 63. Jiang W, O'Connor C, Silva SG, et al. Safety and Efficacy of Sertraline for Depression in Patients with CHF (SADHART-CHF): A randomized, double-blind, placebo-controlled trial of sertraline for major depression with congestive heart failure. *Am Heart J*. 2008;156(3):437-44.
 64. Jick SS, Li L. Antidepressant drug use and risk of venous thromboembolism. *Pharmacotherapy*. 2008;28(2):144-50.
 65. Jimenez-Genchi A. Immediate switching from moclobemide to duloxetine may induce serotonin syndrome. *J Clin Psychiatry*. 2006 Nov;67(11):1821-2.
 66. Kasper S, Spadone C, Verpillat P, et al. Onset of action of escitalopram compared with other antidepressants: Results of a pooled analysis. *Int Clin Psychopharmacol*. 2006 Mar, 2006;21(2):105-10.
 67. Kato M, Zanardi R, Rossini D, et al. 5-HT2A gene variants influence specific and different aspects of antidepressant response in Japanese and Italian mood disorder patients. *Psychiatry Res*. 2009 May 15;167(1-2):97-105.
 68. Katzman MA, Tricco AC, McIntosh D, et al. Paroxetine versus placebo and other agents for depressive disorders: a systematic review and meta-analysis. *J Clin Psychiatry* 2007;68(12):1845-59.
 69. Kennedy SH, Andersen HF, Lam RW. Efficacy of escitalopram in the treatment of major depressive disorder compared with conventional selective serotonin reuptake inhibitors and venlafaxine XR: a meta-analysis. *J Psychiatry Neurosci* 2006;31(2):122-31.
 70. Kennedy SH, Andersen HF, Thase ME. Escitalopram in the treatment of major depressive disorder: a meta-analysis. *Curr Med Res Opin* 2009;25(1):161-75.
 71. Khan A, Fabre LF, Rudolph R. Venlafaxine in depressed outpatients. *Psychopharmacol Bull*. 1991;27(2):141-4.
 72. Khandker RK, Kruzikas DT, McLaughlin TP. Pharmacy and medical costs associated with switching between venlafaxine and SSRI antidepressant therapy for the treatment of major

- depressive disorder. *J Manag Care Pharm*. 2008 Jun;14(5):426-41.
73. Kluge M, Schussler P, Steiger A. Duloxetine increases stage 3 sleep and suppresses rapid eye movement (REM) sleep in patients with major depression. *Eur Neuropsychopharmacol*. 2007 Jul;17(8):527-31.
 74. Kocsis JH, Leon AC, Markowitz JC, et al. Patient preference as a moderator of outcome for chronic forms of major depressive disorder treated with nefazodone, cognitive behavioral analysis system of psychotherapy, or their combination. *J Clin Psychiatry*. 2009 Mar;70(3):354-61.
 75. Kok RM, Nolen WA, Heeren TJ. Venlafaxine versus nortriptyline in the treatment of elderly depressed inpatients: a randomised, double-blind, controlled trial. *Int J Geriatr Psychiatry*. 2007 Dec;22(12):1247-54.
 76. Kornstein SG, Wohlreich MM, Mallinckrodt CH, et al. Duloxetine efficacy for major depressive disorder in male vs. female patients: data from 7 randomized, double-blind, placebo-controlled trials. *J Clin Psychiatry* 2006;67(5):761-70.
 77. Kyomen HH, Whitfield TH. Psychosis in the elderly. *Am J Psychiatry*. 2009 Feb;166(2):146-50.
 78. Lam RW, Andersen HF. The influence of baseline severity on efficacy of escitalopram and citalopram in the treatment of major depressive disorder: an extended analysis. *Pharmacopsychiatry*. 2006 Sep;39(5):180-4.
 79. Lam RW, Lonn SL, Despiegel N. Escitalopram versus serotonin noradrenaline reuptake inhibitors as second step treatment for patients with major depressive disorder: A pooled analysis. *Int Clin Psychopharmacol*. 2010;25(4):199-203.
 80. Langworth S, Bodlund O, Agren H. Efficacy and tolerability of reboxetine compared with citalopram: a double-blind study in patients with major depressive disorder. *J Clin Psychopharmacol*. 2006 Apr;26(2):121-7.
 81. Lavretsky H, Park S, Siddarth P, et al. Methylphenidate-enhanced antidepressant response to citalopram in the elderly: a double-blind, placebo-controlled pilot trial. *Am J Geriatr Psychiatry*. 2006 Feb;14(2):181-5.
 82. Leuchter AF, Lesser IM, Trivedi MH, et al. An open pilot study of the combination of escitalopram and bupropion-SR for outpatients with major depressive disorder. *J Psychiatr Pract*. 2008 Sep;14(5):271-80.
 83. Leykin Y, Amsterdam JD, DeRubeis RJ, et al. Progressive resistance to a selective serotonin reuptake inhibitor but not to cognitive therapy in the treatment of major depression. *J Consult Clin Psychol*. 2007 Apr;75(2):267-76.
 84. Liberek C, Aubry JM, Baud P. Manic switch and serotonin syndrome with venlafaxine-lithium-valproate association. *Therapie*. 2006 Nov-Dec;61(6):531-3.
 85. Lineberry CG, Johnston JA, Raymond RN, et al. A fixed-dose (300 mg) efficacy study of bupropion and placebo in depressed outpatients. *J Clin Psychiatry*. 1990 May;51(5):194-9.
 86. Lustman PJ, Williams MM, Sayuk GS, et al. Factors influencing glycemic control in type 2 diabetes during acute- and maintenance-phase treatment of major depressive disorder with bupropion. *Diabetes Care*. 2007 Mar;30(3):459-66.
 87. M.A IJ, Huijbregts KML, Van Marwijk HWJ, et al. Cost-effectiveness of collaborative care including PST and an antidepressant treatment algorithm for the treatment of major depressive disorder in primary care; A randomised clinical trial. *BMC Health Services Research*. 2007;7(34).
 88. Mallinckrodt CH, Prakash A, Houston JP, et al. Differential antidepressant symptom efficacy: placebo-controlled comparisons of duloxetine and SSRIs (fluoxetine, paroxetine, escitalopram). *Neuropsychobiology*. 2007;56(2-3):73-85.

89. Mandelli L, Serretti A, Zanardi R, et al. Antidepressant response in the elderly. *Psychiatry Res.* 2007 Jul 30;152(1):37-44.
90. Marcus RN, McQuade RD, Carson WH, et al. The efficacy and safety of aripiprazole as adjunctive therapy in major depressive disorder: a second multicenter, randomized, double-blind, placebo-controlled study. *J Clin Psychopharmacol.* 2008 Apr;28(2):156-65.
91. Markowitz JC, Kocsis JH, Bleiberg KL, et al. A comparative trial of psychotherapy and pharmacotherapy for "pure" dysthymic patients. *J Affect Disord.* 2005 Dec;89(1-3):167-75.
92. Matreja PS, Badyal DK, Khosla P, et al. Effectiveness and acceptability of sertraline and citalopram in major depressive disorder: pragmatic randomized open-label comparison. *Hum Psychopharmacol* 2007;22(7):477-82.
93. Mendels J, Johnston R, Mattes J, et al. Efficacy and safety of b.i.d. doses of venlafaxine in a dose-response study. *Psychopharmacol Bull.* 1993;29(2):169-74.
94. Mendels J, Reimherr F, Marcus RN, et al. A double-blind, placebo-controlled trial of two dose ranges of nefazodone in the treatment of depressed outpatients. *J Clin Psychiatry.* 1995;56 Suppl 6:30-6.
95. Menza M, DeFonzo Dobkin R, Marin H, et al. The impact of treatment of depression on quality of life, disability and relapse in patients with Parkinson's disease. *Movement Disorders* 2009;24(9):1325-32.
96. Montgomery SA, Möller H-J. Is the significant superiority of escitalopram compared with other antidepressants clinically relevant? *Int Clin Psychopharmacol.* 2009 May, 2009;24(3):111-8.
97. Morasco BJ, Rifai MA, Loftis JM, et al. A randomized trial of paroxetine to prevent interferon-alpha-induced depression in patients with hepatitis C. *J Affect Disord.* 2007 Nov;103(1-3):83-90.
98. Mottram P, Wilson K, Strobl J. Antidepressants for depressed elderly. *Cochrane Database Syst Rev.* 2006(1).
99. Mowla A, Ghanizadeh A, Pani A. A comparison of effects of fluoxetine and nortriptyline on the symptoms of major depressive disorder. *J Clin Psychopharmacol.* 2006 Apr;26(2):209-11.
100. Muhonen LH, Lonnqvist J, Juva K, et al. Double-blind, randomized comparison of memantine and escitalopram for the treatment of major depressive disorder comorbid with alcohol dependence. *J Clin Psychiatry.* 2008 Mar;69(3):392-9.
101. Muhonen LH, Lonnqvist J, Lahti J, et al. Age at onset of first depressive episode as a predictor for escitalopram treatment of major depression comorbid with alcohol dependence. *Psychiatry Res.* 2009 May 15;167(1-2):115-22.
102. Mulsant BH. Onset of confusion in the context of late-life depression. *J Psychiatry Neurosci.* 2007 Mar;32(2):152.
103. Musselman DL, Somerset WI, Guo Y, et al. A double-blind, multicenter, parallel-group study of paroxetine, desipramine, or placebo in breast cancer patients (stages I, II, III, and IV) with major depression. *J Clin Psychiatry.* 2006 Feb;67(2):288-96.
104. Mussig K, Morike K, Haring HU. Severe and symptomatic hyponatremia following duloxetine treatment. *J Psychopharmacol.* 2009 May;23(3):338-9.
105. Nelson JC. Anxiety does not predict response to duloxetine in major depression: results of a pooled analysis of individual patient data from 11 placebo-controlled trials. *Depress Anxiety.* 2010;27(1):12-8.
106. Nemeroff CB, Entsuah R, Benattia I, et al. Comprehensive analysis of remission (COMPARE) with venlafaxine versus SSRIs. *Biol Psychiatry.* 2008 Feb 15;63(4):424-34.
107. Ng J, Sansone RA, McDonald S. Akathisia and abnormal movements of the upper extremities with venlafaxine

- and methimazole. *Gen Hosp Psychiatry* 2009;31(4):388-90.
108. Nose M, Cipriani A, Furukawa TA, et al. Duloxetine versus other anti-depressive agents for depression. *Cochrane Database of Systematic Reviews*. 2007(2).
 109. Omori I, Watanabe N, Nakagawa A, et al. Fluvoxamine versus other anti-depressive agents for depression. *Cochrane Database of Systematic Reviews*. 2006(3).
 110. Ozdemir S, Yalug I, Aker AT. Serotonin syndrome associated with sertraline monotherapy at therapeutic doses. *Prog Neuropsychopharmacol Biol Psychiatry*. 2008 Apr 1;32(3):897-8.
 111. Pani Pier P, Vacca R, Trogu E, et al. Pharmacological treatment for depression during opioid agonist treatment for opioid dependence. *Cochrane Database of Systematic Reviews* 2010(9).
 112. Papakostas GI, Clain A, Ameral VE, et al. Fluoxetine-clonazepam cotherapy for anxious depression: an exploratory, post-hoc analysis of a randomized, double blind study. *Int Clin Psychopharmacol* 2010;25(1):17-21.
 113. Papakostas GI, Crawford CM, Scalia MJ, et al. Timing of clinical improvement and symptom resolution in the treatment of major depressive disorder. A replication of findings with the use of a double-blind, placebo-controlled trial of *Hypericum perforatum* versus fluoxetine. *Neuropsychobiology*. 2007;56(2-3):132-7.
 114. Papakostas GI, Kornstein SG, Clayton AH, et al. Relative antidepressant efficacy of bupropion and the selective serotonin reuptake inhibitors in major depressive disorder: gender-age interactions. *Int Clin Psychopharmacol* 2007;22(4):226-9.
 115. Papakostas GI, Montgomery SA, Thase ME, et al. Comparing the rapidity of response during treatment of major depressive disorder with bupropion and the SSRIs: a pooled survival analysis of 7 double-blind, randomized clinical trials. *J Clin Psychiatry*. 2007 Dec;68(12):1907-12.
 116. Papakostas GI, Thase ME, Fava M, et al. Are Antidepressant Drugs That Combine Serotonergic and Noradrenergic Mechanisms of Action More Effective Than the Selective Serotonin Reuptake Inhibitors in Treating Major Depressive Disorder? A Meta-analysis of Studies of Newer Agents. *Biological Psychiatry* 2007;62(11):1217-27.
 117. Papakostas GI, Trivedi MH, Alpert JE, et al. Efficacy of bupropion and the selective serotonin reuptake inhibitors in the treatment of anxiety symptoms in major depressive disorder: a meta-analysis of individual patient data from 10 double-blind, randomized clinical trials. *J Psychiatr Res*. 2008 Jan;42(2):134-40.
 118. Park YM, Lee HJ, Kang SG, et al. Tardive dyskinesia associated with long-term administration of escitalopram and itopride in major depressive disorder. *Prog Neuropsychopharmacol Biol Psychiatry*. 2009 Mar 17;33(2):380-1.
 119. Parker G, Tully L, Olley A, et al. SSRIs as mood stabilizers for Bipolar II Disorder? A proof of concept study. *J Affect Disord*. 2006 Jun;92(2-3):205-14.
 120. Parry BL. Perimenopausal depression. *Am J Psychiatry*. 2008 Jan;165(1):23-7.
 121. Perahia DGS, Pritchett YL, Desai D, et al. Efficacy of duloxetine in painful symptoms: An analgesic or antidepressant effect? *Int Clin Psychopharmacol*. 2006 Nov, 2006;21(6):311-7.
 122. Perry R, Cassagnol M. Desvenlafaxine: A new serotonin-norepinephrine reuptake inhibitor for the treatment of adults with major depressive disorder. *Clin Ther*. 2009;31(SUPPL. 1):1374-404.
 123. Perugi G, Romano A, Tusini G. Short-term and long-term treatment in depressive syndromes: Focus on antidepressants tolerability. *Trattamento farmacologico a breve e lungo termine nelle sindromi depressive: Focus sulla*

- tollerabilità degli antidepressivi. 2007;13(3):378-86.
124. Petersen TJ, Pava JA, Buchin J, et al. The role of cognitive-behavioral therapy and fluoxetine in prevention of recurrence of major depressive disorder. *Cognitive Therapy and Research*. 2010;34(1):13-23.
125. Piquart M, Duberstein PR, Lyness JM. Treatments for later-life depressive conditions: A meta-analytic comparison of pharmacotherapy and psychotherapy. *Am J Psychiatry*. 2006;163(9):1493-501.
126. Pitchot W, Ansseau M. Shock-like sensations associated with duloxetine discontinuation. *Ann Clin Psychiatry*. 2008 Jul-Sep;20(3):175.
127. Post RM, Altshuler LL, Leverich GS, et al. Mood switch in bipolar depression: comparison of adjunctive venlafaxine, bupropion and sertraline. *Br J Psychiatry*. 2006 Aug;189:124-31.
128. Posternak MA, Zimmerman M. Dual Reuptake Inhibitors Incur Lower Rates of Tachyphylaxis Than Selective Serotonin Reuptake Inhibitors: A Retrospective Study. *J Clin Psychiatry*. 2005 Jun, 2005;66(6):705-7.
129. Prospero-Garcia KA, Torres-Ruiz A, Ramirez-Bermudez J, et al. Fluoxetine-mirtazapine interaction may induce restless legs syndrome: report of 3 cases from a clinical trial. *J Clin Psychiatry*. 2006 Nov;67(11):1820.
130. Raja M, Azzoni A. Are antidepressants warranted in the treatment of patients who present suicidal behavior? *Human Psychopharmacology*. 2008;23(8):661-8.
131. Rapaport MH, Lydiard RB, Pitts CD, et al. Low doses of controlled-release paroxetine in the treatment of late-life depression: a randomized, placebo-controlled trial. *J Clin Psychiatry* 2009;70(1):46-57.
132. Reimherr FW, Byerley WF, Ward MF, et al. Sertraline, a selective inhibitor of serotonin uptake, for the treatment of outpatients with major depressive disorder. *Psychopharmacol Bull*. 1988;24(1):200-5.
133. Rutherford B, Sneed J, Devanand D, et al. Antidepressant study design affects patient expectancy: a pilot study. *Psychol Med*. 2010 May;40(5):781-8.
134. San L, Arranz B. Mirtazapine: Only for depression? *Acta Neuropsychiatrica*. 2006 Jun-Aug, 2006;18(3):130-43.
135. Santos PM, Lopez-Garcia P, Navarro JS, et al. False positive phencyclidine results caused by venlafaxine. *Am J Psychiatry*. 2007 Feb;164(2):349.
136. Schmitt L, Tonnoir B, Arbus C. Safety and efficacy of oral escitalopram as continuation treatment of intravenous citalopram in patients with major depressive disorder. *Neuropsychobiology*. 2006;54(4):201-7.
137. Seemuller F, Riedel M, Obermeier M, et al. Outcomes of 1014 naturalistically treated inpatients with major depressive episode. *Eur Neuropsychopharmacol*. 2010;20(5):346-55.
138. Seo HJ, Jung YE, Woo YS, et al. Effect of augmented atypical antipsychotics on weight change in patients with major depressive disorder in a naturalistic setting. *Hum Psychopharmacol*. 2009 Mar;24(2):135-43.
139. Serrano-Blanco A, Gabarron E, Garcia-Bayo I, et al. Effectiveness and cost-effectiveness of antidepressant treatment in primary health care: a six-month randomised study comparing fluoxetine to imipramine. *J Affect Disord*. 2006 Apr;91(2-3):153-63.
140. Sheffrin M, Driscoll HC, Lenze EJ, et al. Pilot study of augmentation with aripiprazole for incomplete response in late-life depression: getting to remission. *J Clin Psychiatry*. 2009 Feb;70(2):208-13.
141. Shelton RC, Andorn AC, Mallinckrodt CH, et al. Evidence for the efficacy of duloxetine in treating mild, moderate, and severe depression. *Int Clin Psychopharmacol*. 2007 Nov;22(6):348-55.
142. Shelton RC, Prakash A, Mallinckrodt CH, et al. Patterns of depressive symptom response in duloxetine-treated outpatients with mild, moderate or more

- severe depression. *Int J Clin Pract*. 2007 Aug;61(8):1337-48.
143. Shen J, Moller HJ, Wang X, et al. Mirtazapine, a sedating antidepressant, and improved driving safety in patients with major depressive disorder: a prospective, randomized trial of 28 patients. *J Clin Psychiatry*. 2009 Mar;70(3):370-7.
144. Shrivastava RK, Shrivastava SH, Overweg N, et al. A double-blind comparison of paroxetine, imipramine, and placebo in major depression. *J Clin Psychiatry*. 1992 Feb;53 Suppl:48-51.
145. Simon JS, Sheehan D, Thase ME, et al. Comparison of efficacy and tolerability of paroxetine vs venlafaxine. 2005.
146. Smith GS, Reynolds CF, 3rd, Houck PR, et al. Cerebral glucose metabolic response to combined total sleep deprivation and antidepressant treatment in geriatric depression: a randomized, placebo-controlled study. *Psychiatry Res*. 2009 Jan 30;171(1):1-9.
147. Sneed JR, Culang ME, Keilp JG, et al. Antidepressant medication and executive dysfunction: a deleterious interaction in late-life depression. *Am J Geriatr Psychiatry* 2010;18(2):128-35.
148. Sneed JR, Keilp JG, Brickman AM, et al. The specificity of neuropsychological impairment in predicting antidepressant non-response in the very old depressed. *Int J Geriatr Psychiatry*. 2008 Mar;23(3):319-23.
149. Sneed JR, Roose SP, Keilp JG, et al. Response inhibition predicts poor antidepressant treatment response in very old depressed patients. *Am J Geriatr Psychiatry*. 2007 Jul;15(7):553-63.
150. Solomon DA, Leon AC, Mueller TI, et al. Tachyphylaxis in unipolar major depressive disorder. *J Clin Psychiatry*. 2005;66(3):283-90.
151. Spalletta G, Ripa A, Bria P, et al. Response of emotional unawareness after stroke to antidepressant treatment. *Am J Geriatr Psychiatry*. 2006 Mar;14(3):220-7.
152. Sramek JJ, Kashkin K, Jasinsky O, et al. Placebo-controlled study of ABT-200 versus fluoxetine in the treatment of major depressive disorder. *Depression*. 1995;3(4):199-203.
153. Tadic A, Muller MJ, Rujescu D, et al. The MAOA T941G polymorphism and short-term treatment response to mirtazapine and paroxetine in major depression. *Am J Med Genet B Neuropsychiatr Genet*. 2007 Apr 5;144B(3):325-31.
154. Targownik LE, Bolton JM, Metge CJ, et al. Selective serotonin reuptake inhibitors are associated with a modest increase in the risk of upper gastrointestinal bleeding. *Am J Gastroenterol*. 2009 Jun;104(6):1475-82.
155. Taylor MJ, Freemantle N, Geddes JR, et al. Early onset of selective serotonin reuptake inhibitor antidepressant action: Systematic review and meta-analysis. *Arch Gen Psychiatry*. 2006;63(11):1217-23.
156. Thase ME, Corya SA, Osuntokun O, et al. A randomized, double-blind comparison of olanzapine/fluoxetine combination, olanzapine, and fluoxetine in treatment-resistant major depressive disorder. *J Clin Psychiatry*. 2007 Feb;68(2):224-36.
157. Thase ME, Haight BR, Richard N, et al. Remission rates following antidepressant therapy with bupropion or selective serotonin reuptake inhibitors: A meta-analysis of original data from 7 randomized controlled trials. *Journal of Clinical Psychiatry* 2005;66(8):974-81.
158. Thase ME, Shelton RC, Khan A. Treatment with venlafaxine extended release after SSRI nonresponse or intolerance: a randomized comparison of standard- and higher-dosing strategies. *J Clin Psychopharmacol*. 2006 Jun;26(3):250-8.
159. Trifirò G, Dieleman J, Sen EF, et al. Risk of ischemic stroke associated with antidepressant drug use in elderly persons. *J Clin Psychopharmacol*. 2010;30(3):252-8.

160. Trivedi MH, Corey-Lisle PK, Guo Z, et al. Remission, response without remission, and nonresponse in major depressive disorder: impact on functioning. *Int Clin Psychopharmacol*. 2009 May;24(3):133-8.
161. Trivedi MH, Pigotti TA, Perera P, et al. Effectiveness of low doses of paroxetine controlled release in the treatment of major depressive disorder. *J Clin Psychiatry*. 2004 Oct;65(10):1356-64.
162. Trivedi MH, Rush AJ, Wisniewski SR, et al. Factors associated with health-related quality of life among outpatients with major depressive disorder: A STAR*D report. *J Clin Psychiatry*. 2006;67(2):185-95.
163. Trivedi MH, Thase ME, Osuntokun O, et al. An integrated analysis of olanzapine/fluoxetine combination in clinical trials of treatment-resistant depression. *J Clin Psychiatry*. 2009 Mar;70(3):387-96.
164. Vazquez MJ, Carretero Quevedo B. Pneumonitis related to venlafaxine. *Psychosomatics*. 2008 Jan-Feb;49(1):84-5.
165. Vis PM, van Baardewijk M, Einarson TR. Duloxetine and venlafaxine-XR in the treatment of major depressive disorder: a meta-analysis of randomized clinical trials. *Ann Pharmacother* 2005;39(11):1798-807.
166. Wade A, Despiegel N, Heldbo Reines E. Escitalopram in the long-term treatment of major depressive disorder. *Ann Clin Psychiatry*. 2006 Apr-Jun;18(2):83-9.
167. Wade A, Michael Lemming O, Bang Hedegaard K. Escitalopram 10 mg/day is effective and well tolerated in a placebo-controlled study in depression in primary care. *Int Clin Psychopharmacol*. 2002 May;17(3):95-102.
168. Walczak DD, Apter JT, Halikas JA, et al. The oral dose-effect relationship for fluvoxamine: a fixed-dose comparison against placebo in depressed outpatients. *Ann Clin Psychiatry*. 1996 Sep;8(3):139-51.
169. Watanabe N, Barbui C, Churchill R, et al. Mirtazapine versus other anti-depressive agents for depression (Protocol). *Cochrane Database of Systematic Reviews*. 2006(3).
170. Winokur A, Baker RA, Simmons J, et al. Comparative sleep improving effects of mirtazapine vs SSRIs in depressed patients: A meta-analysis of individual patient data. 8th World Congress of the World Federation of Societies of Biological Psychiatry. Vienna, Austria. *World J Biol Psychiatry* 2005;S1366-7.
171. Yasui-Furukori N, Kaneko S. Digitalis intoxication induced by paroxetine co-administration. *Lancet*. 2006 Mar 4;367(9512):788.
172. Ziere G, Dieleman JP, Van Der Cammen TJM, et al. Selective serotonin reuptake inhibiting antidepressants are associated with an increased risk of nonvertebral fractures. *J Clin Psychopharmacol*. 2008;28(4):411-7.

Poor Quality(77):

1. Aguglia E, Casacchia M, Cassano GB, et al. Double-blind study of the efficacy and safety of sertraline versus fluoxetine in major depression. *Int Clin Psychopharmacol.* 1993 Fall;8(3):197-202.
2. Amini H, Aghayan S, Jalili SA, et al. Comparison of mirtazapine and fluoxetine in the treatment of major depressive disorder: a double-blind, randomized trial. *J Clin Pharm Ther.* 2005 Apr;30(2):133-8.
3. Ashman TA, Cantor JB, Gordon WA, et al. A randomized controlled trial of sertraline for the treatment of depression in persons with traumatic brain injury. *Arch Phys Med Rehabil.* 2009;90(5):733-40.
4. Beasley CM, Jr., Dornseif BE, Bosomworth JC, et al. Fluoxetine and suicide: a meta-analysis of controlled trials of treatment for depression. *Bmj.* 1991 Sep 21;303(6804):685-92.
5. Brown ES, Vigil L, Khan DA, et al. A randomized trial of citalopram versus placebo in outpatients with asthma and major depressive disorder: a proof of concept study. *Biol Psychiatry.* 2005 Dec 1;58(11):865-70.
6. Byerley WF, Reimherr FW, Wood DR, et al. Fluoxetine, a selective serotonin uptake inhibitor, for the treatment of outpatients with major depression. *J Clin Psychopharmacol.* 1988 Apr;8(2):112-5.
7. Claghorn JL. The safety and efficacy of paroxetine compared with placebo in a double-blind trial of depressed outpatients. *J Clin Psychiatry.* 1992 Feb;53 Suppl:33-5.
8. Claghorn JL, Earl CQ, Walczak DD, et al. Fluvoxamine maleate in the treatment of depression: a single-center, double-blind, placebo-controlled comparison with imipramine in outpatients. *J Clin Psychopharmacol.* 1996 Apr;16(2):113-20.
9. Claghorn JL, Lesem MD. A double-blind placebo-controlled study of Org 3770 in depressed outpatients. *J Affect Disord.* 1995 Jun 8;34(3):165-71.
10. Clerc GE, Ruimy P, Verdeau-Palles J. A double-blind comparison of venlafaxine and fluoxetine in patients hospitalized for major depression and melancholia. The Venlafaxine French Inpatient Study Group. *Int Clin Psychopharmacol.* 1994 Sep;9(3):139-43.
11. Cohn JB, Crowder JE, Wilcox CS, et al. A placebo- and imipramine-controlled study of paroxetine. *Psychopharmacol Bull.* 1990;26(2):185-9.
12. Cohn JB, Wilcox CS. Paroxetine in major depression: a double-blind trial with imipramine and placebo. *J Clin Psychiatry.* 1992 Feb;53 Suppl:52-6.
13. Corrigan MH, Denahan AQ, Wright CE, et al. Comparison of pramipexole, fluoxetine, and placebo in patients with major depression. *Depress Anxiety.* 2000;11(2):58-65.
14. Croft H, Houser TL, Jamerson BD, et al. Effect on body weight of bupropion sustained-release in patients with major depression treated for 52 weeks. *Clin Ther.* 2002 Apr;24(4):662-72.
15. Dube S, Dellva MA, Jones M, et al. A study of the effects of LY2216684, a selective norepinephrine reuptake inhibitor, in the treatment of major depression. *J Psychiatr Res.* 2010;44(6):356-63.
16. Dunbar GC, Claghorn JL, Kiev A, et al. A comparison of paroxetine and placebo in depressed outpatients. *Acta Psychiatr Scand.* 1993 May;87(5):302-5.
17. Dunbar GC, Cohn JB, Fabre LF, et al. A comparison of paroxetine, imipramine and placebo in depressed out-patients. *Br J Psychiatry.* 1991 Sep;159:394-8.
18. Elliott AJ, Uldall KK, Bergam K, et al. Randomized, placebo-controlled trial of paroxetine versus imipramine in depressed HIV-positive outpatients. *Am J Psychiatry.* 1998 Mar;155(3):367-72.
19. Evans M, Hammond M, Wilson K, et al. Placebo-controlled treatment trial of depression in elderly physically ill patients. *Int J Geriatr Psychiatry.* 1997 Aug;12(8):817-24.
20. Fabre L, Birkhimer LJ, Zaborny BA, et al. Fluvoxamine versus imipramine and

- placebo: a double-blind comparison in depressed patients. *Int Clin Psychopharmacol.* 1996 Jun;11(2):119-27.
21. Fabre LF. A 6-week, double-blind trial of paroxetine, imipramine, and placebo in depressed outpatients. *J Clin Psychiatry.* 1992 Feb;53 Suppl:40-3.
 22. Fabre LF, Abuzzahab FS, Amin M, et al. Sertraline safety and efficacy in major depression: a double-blind fixed-dose comparison with placebo. *Biol Psychiatry.* 1995 Nov 1;38(9):592-602.
 23. Fabre LF, Putman HP, 3rd. A fixed-dose clinical trial of fluoxetine in outpatients with major depression. *J Clin Psychiatry.* 1987 Oct;48(10):406-8.
 24. Falk WE, Rosenbaum JF, Otto MW, et al. Fluoxetine versus trazodone in depressed geriatric patients. *J Geriatr Psychiatry Neurol.* 1989 Oct-Dec;2(4):208-14.
 25. Fava M, Alpert J, Nierenberg AA, et al. A Double-blind, randomized trial of St John's wort, fluoxetine, and placebo in major depressive disorder. *J Clin Psychopharmacol.* 2005 Oct;25(5):441-7.
 26. Fava M, Mulroy R, Alpert J, et al. Emergence of adverse events following discontinuation of treatment with extended-release venlafaxine. *Am J Psychiatry.* 1997 Dec;154(12):1760-2.
 27. Feighner J, Targum SD, Bennett ME, et al. A double-blind, placebo-controlled trial of nefazodone in the treatment of patients hospitalized for major depression. *J Clin Psychiatry.* 1998 May;59(5):246-53.
 28. Feighner JP. A double-blind comparison of paroxetine, imipramine and placebo in depressed outpatients. *Int Clin Psychopharmacol.* 1992 Jun;6 Suppl 4:31-5.
 29. Feighner JP, Boyer WF. Paroxetine in the treatment of depression: a comparison with imipramine and placebo. *J Clin Psychiatry.* 1992 Feb;53 Suppl:44-7.
 30. Feighner JP, Cohn JB, Fabre LF, Jr., et al. A study comparing paroxetine placebo and imipramine in depressed patients. *J Affect Disord.* 1993 Jun;28(2):71-9.
 31. Ferrando SJ, Goldman JD, Charness WE. Selective serotonin reuptake inhibitor treatment of depression in symptomatic HIV infection and AIDS. Improvements in affective and somatic symptoms. *Gen Hosp Psychiatry.* 1997 Mar;19(2):89-97.
 32. Flament MF, Lane R. Acute antidepressant response to fluoxetine and sertraline in psychiatric outpatients with psychomotor agitation. *International Journal of Psychiatry in Clinical Practice.* 2001;5(2):103-9.
 33. Garakani A, Martinez JM, Marcus S, et al. A randomized, double-blind, and placebo-controlled trial of quetiapine augmentation of fluoxetine in major depressive disorder. *Int Clin Psychopharmacol* 2008;23(5):269-75.
 34. Gastpar M, Singer A, Zeller K. Comparative efficacy and safety of a once-daily dosage of hypericum extract STW3-VI and citalopram in patients with moderate depression: a double-blind, randomised, multicentre, placebo-controlled study. *Pharmacopsychiatry* 2006;39(2):66-75.
 35. Goldstein DJ, Lu Y, Detke MJ, et al. Duloxetine in the treatment of depression: a double-blind placebo-controlled comparison with paroxetine. *J Clin Psychopharmacol.* 2004 Aug;24(4):389-99.
 36. Grigoriadis S, Kennedy SH, Bagby RM. A comparison of antidepressant response in younger and older women. *J Clin Psychopharmacol.* 2003 Aug;23(4):405-7.
 37. Gulseren L, Gulseren S, Hekimsoy Z, et al. Comparison of fluoxetine and paroxetine in type II diabetes mellitus patients. *Arch Med Res.* 2005 Mar-Apr;36(2):159-65.
 38. Hegerl U, Hautzinger M, Mergl R, et al. Effects of pharmacotherapy and psychotherapy in depressed primary-care patients: A randomized, controlled trial including a patients' choice arm. *International Journal of*

- Neuropsychopharmacology
2010;13(1):31-44.
39. Kasper S, Montgomery SA, Moller HJ, et al. Longitudinal analysis of the suicidal behaviour risk in short-term placebo-controlled studies of mirtazapine in major depressive disorder. *World J Biol Psychiatry* 2010;11(1):36-44.
 40. Lapierre YD, Browne M, Horn E, et al. Treatment of major affective disorder with fluvoxamine. *J Clin Psychiatry*. 1987 Feb;48(2):65-8.
 41. March JS, Kobak KA, Jefferson JW, et al. A double-blind, placebo-controlled trial of fluvoxamine versus imipramine in outpatients with major depression. *J Clin Psychiatry*. 1990 May;51(5):200-2.
 42. McGrath PJ, Stewart JW, Janal MN, et al. A placebo-controlled study of fluoxetine versus imipramine in the acute treatment of atypical depression. *Am J Psychiatry*. 2000 Mar;157(3):344-50.
 43. Mesters P, Cosyns P, Dejaiffe G, et al. Assessment of quality of life in the treatment of major depressive disorder with fluoxetine, 20 mg, in ambulatory patients aged over 60 years. *Int Clin Psychopharmacol*. 1993 Winter;8(4):337-40.
 44. Montgomery SA, Baldwin DS, Blier P, et al. Which antidepressants have demonstrated superior efficacy? A review of the evidence. *International Clinical Psychopharmacology* 2007;22(6):323-9.
 45. Montgomery SA, Baldwin DS, Blier P, et al. Which antidepressants have demonstrated superior efficacy? A review of the evidence: Erratum. *International Clinical Psychopharmacology* 2008;23(1):61.
 46. Muijen M, Roy D, Silverstone T, et al. A comparative clinical trial of fluoxetine, mianserin and placebo in depressed outpatients. *Acta Psychiatr Scand*. 1988 Sep;78(3):384-90.
 47. Nyth AL, Gottfries CG, Lyby K, et al. A controlled multicenter clinical study of citalopram and placebo in elderly depressed patients with and without concomitant dementia. *Acta Psychiatr Scand*. 1992 Aug;86(2):138-45.
 48. Oslin DW, Ten Have TR, Streim JE, et al. Probing the safety of medications in the frail elderly: evidence from a randomized clinical trial of sertraline and venlafaxine in depressed nursing home residents. *J Clin Psychiatry*. 2003 Aug;64(8):875-82.
 49. Petracca GM, Chemerinski E, Starkstein SE. A double-blind, placebo-controlled study of fluoxetine in depressed patients with Alzheimer's disease. *Int Psychogeriatr*. 2001 Jun;13(2):233-40.
 50. Pettinati HM, Oslin DW, Kampman KM, et al. A double-blind, placebo-controlled trial combining sertraline and naltrexone for treating co-occurring depression and alcohol dependence. *Am J Psychiatry* 2010;167(6):668-75.
 51. Ravindran AV, Teehan MD, Bakish D, et al. The impact of sertraline, desipramine, and placebo on psychomotor functioning in depression. *Hum Psychopharmacol*. 1995;10(4):273-81.
 52. Reimherr FW, Cunningham LA, Batey SR, et al. A multicenter evaluation of the efficacy and safety of 150 and 300 mg/d sustained-release bupropion tablets versus placebo in depressed outpatients. *Clin Ther*. 1998 May-Jun;20(3):505-16.
 53. Rickels K, Amsterdam J, Clary C, et al. The efficacy and safety of paroxetine compared with placebo in outpatients with major depression. *J Clin Psychiatry*. 1992 Feb;53 Suppl:30-2.
 54. Rickels K, Case WG. Trazodone in depressed outpatients. *Am J Psychiatry*. 1982 Jun;139(6):803-6.
 55. Rickels K, Schweizer E, Clary C, et al. Nefazodone and imipramine in major depression: a placebo-controlled trial. *Br J Psychiatry*. 1994 Jun;164(6):802-5.
 56. Roscoe JA, Morrow GR, Hickok JT, et al. Effect of paroxetine hydrochloride (Paxil) on fatigue and depression in breast cancer patients receiving

- chemotherapy. *Breast Cancer Res Treat.* 2005 Feb;89(3):243-9.
57. Rosenbaum JF, Fava M, Hoog SL, et al. Selective serotonin reuptake inhibitor discontinuation syndrome: a randomized clinical trial. *Biol Psychiatry.* 1998 Jul 15;44(2):77-87.
 58. Roth D, Mattes J, Sheehan KH, et al. A double-blind comparison of fluvoxamine, desipramine and placebo in outpatients with depression. *Prog Neuropsychopharmacol Biol Psychiatry.* 1990;14(6):929-39.
 59. Roy-Byrne PP, Pages KP, Russo JE, et al. Nefazodone treatment of major depression in alcohol-dependent patients: a double-blind, placebo-controlled trial. *J Clin Psychopharmacol.* 2000 Apr;20(2):129-36.
 60. Rudolph RL, Fabre LF, Feighner JP, et al. A randomized, placebo-controlled, dose-response trial of venlafaxine hydrochloride in the treatment of major depression. *J Clin Psychiatry.* 1998 Mar;59(3):116-22.
 61. Schmitz JM, Averill P, Stotts AL, et al. Fluoxetine treatment of cocaine-dependent patients with major depressive disorder. *Drug Alcohol Depend.* 2001 Aug 1;63(3):207-14.
 62. Schweizer E, Weise C, Clary C, et al. Placebo-controlled trial of venlafaxine for the treatment of major depression. *J Clin Psychopharmacol.* 1991 Aug;11(4):233-6.
 63. Smith WT, Glaudin V. A placebo-controlled trial of paroxetine in the treatment of major depression. *J Clin Psychiatry.* 1992 Feb;53 Suppl:36-9.
 64. Smith WT, Glaudin V, Panagides J, et al. Mirtazapine vs. amitriptyline vs. placebo in the treatment of major depressive disorder. *Psychopharmacol Bull.* 1990;26(2):191-6.
 65. Spielmans GI. Duloxetine does not relieve painful physical symptoms in depression: a meta-analysis. *Psychother Psychosom* 2008;77(1):12-6.
 66. Stahl SM. Placebo-controlled comparison of the selective serotonin reuptake inhibitors citalopram and sertraline. *Biol Psychiatry.* 2000 Nov 1;48(9):894-901.
 67. Thase ME, Clayton AH, Haight BR, et al. A double-blind comparison between bupropion XL and venlafaxine XR: sexual functioning, antidepressant efficacy, and tolerability. *J Clin Psychopharmacol* 2006;26(5):482-8.
 68. Thase ME, Entsuah AR, Rudolph RL. Remission rates during treatment with venlafaxine or selective serotonin reuptake inhibitors. *Br J Psychiatry.* 2001 Mar;178:234-41.
 69. Tollefson GD, Rampey AH, Jr., Beasley CM, Jr., et al. Absence of a relationship between adverse events and suicidality during pharmacotherapy for depression. *J Clin Psychopharmacol.* 1994 Jun;14(3):163-9.
 70. Trkulja V. Is escitalopram really relevantly superior to citalopram in treatment of major depressive disorder? A meta-analysis of head-to-head randomized trials. *Croat Med J* 2010;51(1):61-73.
 71. Vartiainen H, Leinonen E. Double-blind study of mirtazapine and placebo in hospitalized patients with major depression. *Eur Neuropsychopharmacol.* 1994 Jun;4(2):145-50.
 72. Wade A, Crawford GM, Angus M, et al. A randomized, double-blind, 24-week study comparing the efficacy and tolerability of mirtazapine and paroxetine in depressed patients in primary care. *Int Clin Psychopharmacol.* 2003 May;18(3):133-41.
 73. Wagner GJ, Maguen S, Rabkin JG. Ethnic differences in response to fluoxetine in a controlled trial with depressed HIV-positive patients. *Psychiatr Serv.* 1998 Feb;49(2):239-40.
 74. Weintraub D, Rosenberg PB, Drye LT, et al. Sertraline for the treatment of depression in alzheimer disease: Week-24 outcomes. *American Journal of Geriatric Psychiatry* 2010;18(4):332-40.
 75. Wernicke JF, Dunlop SR, Dornseif BE, et al. Fixed-dose fluoxetine therapy for

- depression. *Psychopharmacol Bull.* 1987;23(1):164-8.
76. Winokur A, DeMartinis NA, 3rd, McNally DP, et al. Comparative effects of mirtazapine and fluoxetine on sleep physiology measures in patients with major depression and insomnia. *J Clin Psychiatry.* 2003 Oct;64(10):1224-9.
77. Zanardi R, Franchini L, Gasperini M, et al. Double-blind controlled trial of sertraline versus paroxetine in the treatment of delusional depression. *Am J Psychiatry.* 1996 Dec;153(12):1631-3.

Appendix C. Evidence Tables

INDEX FOR THE EVIDENCE TABLES

In this Appendix, we present two Evidence Tables:

- 1) Evidence Table 1: Evidence from Randomized Controlled Trials and Observational Studies
- 2) Evidence Table 2: Evidence from Systematic Reviews and Meta-analyses

Within each of the Evidence Tables, the studies are presented in alphabetical order by first author. When more than one article is cited, the main article is cited first, followed by the subsequent published articles or subgroup analyses.

Below we provide an index for each study included as evidence for each Key Question, including a note of when a particular citation is located under the main article for that particular study in the Evidence Table. A glossary for the Evidence Tables follows.

Key Question 1 Studies

Aberg-Wistedt et al., 2000¹
Allard et al., 2004²
Alves, Cachola and Brandao, 1999³
Baldwin et al., 1996⁴
Baldwin et al., 2006⁵
Ballus et al., 2000⁶
Barrett et al., 2001⁷
Beasley et al., 1991⁸
Behnke et al., 2003⁹
Benkert et al., 2000¹⁰
Benkert et al., 2006¹¹
Bennie et al., 1995¹²
Bielski et al., 2004¹³
Blier et al., 2009¹⁴
Boulenger et al., 2006¹⁵
Boyer et al., 1998¹⁶
Burke et al., 2002¹⁷
Cassano et al., 2002¹⁸
Chouinard et al., 1999¹⁹
Coleman et al., 1999²⁰
Coleman et al., 2001²¹
Colonna et al., 2005²²
Costa e Silva, 1998²³
Croft et al., 1999²⁴
Cunningham, 1997²⁵
Cunningham et al., 1994²⁶
Dalery and Honig, 2003²⁷
De Nayer et al., 2002²⁸
De Wilde et al., 1993²⁹
Detke et al., 2004³⁰
Devanand et al., 2005³¹
Dierick et al., 1996³²
Ekselius et al., 1997³³
Fava et al., 1998³⁴
Fava et al., 2002³⁵
FDA Center for Drug Evaluation and Research, 2001³⁶
Feiger et al., 1996³⁷
Feighner et al., 1991³⁸
Finkel, 1999³⁹ *Found under Newhouse 2000*⁴⁰
Gagiano, 1993⁴¹
Gillin et al., 1997⁴²
Golden et al., 2002⁴³
Goldstein et al., 2002⁴⁴
Guelfi et al., 2001⁴⁵
Haffmans et al., 1996⁴⁶
Halikas 1995⁴⁷
Hewett et al., 2009⁴⁸
Hewett et al., 2010⁴⁹
Hicks et al., 2002⁵⁰
Hong et al., 2003⁵¹
Judd et al., 2004⁵²
Kasper et al., 2005⁵³
Kasper et al., 2005⁵⁴
Kavoussi et al., 1997⁵⁵
Kennedy et al., 2006⁵⁶
Khan et al., 2007⁵⁷
Kiev and Feiger, 1997⁵⁸
Kocsis et al., 1997⁵⁹ *Found under Thase 1996*⁶⁰
Lee et al., 2007⁶¹
Leinonen et al., 1999⁶²
Lepola et al., 2003⁶³
Mao et al., 2008⁶⁴
McPartlin et al., 1998⁶⁵
Mehtonen et al., 2000⁶⁶
Montgomery et al., 2004⁶⁷
Moore et al., 2005⁶⁸
Munizza et al., 2006⁶⁹
Nemeroff et al., 1995⁷⁰
Nemeroff and Thase, 2007⁷¹
Newhouse et al., 2000⁴⁰

Nierenberg et al., 2007⁷²
 Owens et al., 2008⁷³
 Patris et al., 1996⁷⁴
 Perahia et al., 2006⁷⁵
 Perry et al., 1989⁷⁶
 Rapaport et al., 1996⁷⁷
 Rapaport et al., 2003⁷⁸
 Ravindran et al., 2000⁷⁹
 Rossini et al., 2005⁸⁰
 Rudolph and Feiger, 1999⁸¹
 Rush et al., 2001⁸² *Found under Kavoussi*
 1997⁵⁵
 Schatzberg et al., 2002⁸³
 Schmidt et al., 2000⁸⁴
 Schone and Ludwig, 1993⁸⁵
 Sechter et al., 1999⁸⁶
 Shelton et al., 2006⁸⁷
 Silverstone and Ravindran, 1999⁸⁸

Sir et al., 2005⁸⁹
 Thase et al., 1996⁶⁰
 Tignol, 1993⁹⁰
 Tourian et al., 2009⁹¹
 Tylee et al., 1997⁹²
 Tzanakaki et al., 2000⁹³
 Ushiroyama et al., 2004⁹⁴
 Van Moffaert et al., 1995⁹⁵
 van Moffaert et al., 1995⁹⁶
 Vanelle et al., 1997⁹⁷
 Ventura et al., 2007⁹⁸
 Versiani et al., 2005⁹⁹
 Wade et al., 2007¹⁰⁰
 Weihs et al., 2000¹⁰¹
 Weisler et al., 1994¹⁰²
 Wheatley et al., 1998¹⁰³
 Williams et al., 2000¹⁰⁴
 Yevtushenko et al., 2007¹⁰⁵

Key Question 2 Studies

Baldomero et al., 2005¹⁰⁶
 Baldwin et al., 2006⁵
 Claghorn and Feighner, 1993¹⁰⁷
 Corya et al., 2006¹⁰⁸
 Cunningham et al., 1994²⁶
 Dinan, 2001¹⁰⁹ *Found under Schmidt 2000*⁸⁴
 Doogan and Caillard, 1992¹¹⁰
 Fang, et al., 2010¹¹¹
 Fava, 2009¹¹² *Found under Kocsis 2007*¹¹³
 Fava et al., 2006¹¹⁴ *Found under Perahia*¹¹⁵
 Feiger et al., 1999¹¹⁶
 Franchini et al., 1997¹¹⁷
 Franchini et al., 2000¹¹⁸ *Found under Franchini*
 1997¹¹⁷
 Gelenberg et al., 2003¹¹⁹
 Gilaberte et al., 2001¹²⁰
 Gorwood et al., 2007¹²¹
 Hochstrasser et al., 2001¹²²
 Kamijima et al., 2006¹²³
 Keller, 2007¹²⁴ *Found under Kocsis 2007*¹¹³
 Keller et al., 1998¹²⁵
 Keller et al., 2007¹²⁶ *Found under Kocsis 2007*¹¹³
 Klysner et al., 2002¹²⁷
 Kocsis et al., 2002¹²⁸ *Found under Keller 1998*¹²⁵
 Kocsis et al., 2007¹¹³
 Kornstein et al., 2006¹²⁹
 Kornstein et al., 2008¹³⁰ *Found under Kocsis*
 2007¹¹³
 Kornstein 2008¹³¹ *Found under Kocsis 2007*¹¹³
 Lenox-Smith and Jiang, 2008¹³²
 Lepine et al., 2004¹³³

Lin et al., 2008¹³⁴
 Lustman et al., 2006¹³⁵
 McGrath et al., 2006¹³⁶
 Michelson et al., 1999¹³⁷
 Montgomery et al., 2004¹³⁸
 Montgomery and Dunbar, 1993¹³⁹
 Montgomery and Rasmussen, 1992¹⁴⁰
 Perahia et al., 2006¹¹⁵
 Perahia et al., 2009¹⁴¹
 Poirier and Boyer, 1999¹⁴²
 Rapaport et al., 2004¹⁴³
 Reimherr et al., 1998¹⁴⁴
 Reynolds et al., 2006¹⁴⁵
 Rickels et al., 2010¹⁴⁶
 Robert and Montgomery, 1995¹⁴⁷
 Rush et al., 2006¹⁴⁸
 Rush et al., 2006¹⁴⁹ *Found under Rush 2006*¹⁴⁸
 Schmidt et al., 2000⁸⁴
 Schmidt et al., 2002¹⁵⁰ *Found under Schmidt*
 2000⁸⁴
 Simon et al., 2004¹⁵¹
 Soares et al., 2010¹⁵²
 Terra and Montgomery, 1998¹⁵³
 Thase et al., 2010¹⁵⁴ *Found under Kocsis*
 2007¹¹³
 Thase et al., 2001¹⁵⁵
 Trivedi et al., 2006¹⁵⁶ *Found under Rush 2006*¹⁴⁸
 Van Moffaert et al., 1995⁹⁵
 Weihs et al., 2002¹⁵⁷
 Wilson et al., 2003¹⁵⁸

Key Question 3 Studies

Baldwin et al., 1996⁴
Beasley et al., 1991⁸
Boulenger et al., 2010¹⁵⁹ *Found under Boulenger 2006¹⁵
Brannan et al., 2005¹⁶⁰
Brecht et al., 2007¹⁶¹
Chouinard et al., 1999¹⁹
Cunningham et al., 1994²⁶
DeNayer et al., 2002²⁸
Detke et al., 2002¹⁶²
Detke et al., 2002¹⁶³
Detke et al., 2004³⁰
Fava et al., 2000¹⁶⁴
Fava et al., 2002³⁵
Fava et al., 2006¹¹⁴
Flament et al., 1999¹⁶⁵
Gillen et al., 1997⁴²*

Jefferson et al., 2006¹⁶⁶
Khan et al., 1998¹⁶⁷
Krebs et al., 2008¹⁶⁸ *See Evidence Table 2*
Leinonen et al., 1999⁶²
Mao et al., 2008⁶⁴
McCall et al., 2010¹⁶⁹
Raskin et al., 2008¹⁷⁰ *Found under Raskin 2007¹⁷¹
Raskin et al., 2007¹⁷¹
Rush et al., 2001⁸² *Found under Kavoussi, 1997⁵⁵
Silverstone and Ravindran, 1999⁸⁸
Silverstone and Salinas, 2001¹⁷² *Found under Silverstone and Ravindran, 1999⁸⁸
Tzanakaki et al., 2000⁹³
Versiani et al., 2005⁹⁹***

Key Question 4 Studies

Aberg-Wistedt et al., 2000¹
Andersohn et al., 2009¹⁷³
Aursnes et al. 2005¹⁷⁴ *See Evidence Table 2*
Baldwin et al., 2006⁵
Barbui et al., 2009¹⁷⁵ *See Evidence Table 2*
Behnke et al., 2003⁹
Benkert et al., 2006¹¹
Benkert, Szegedi, and Kohnen, 2000¹⁰
Blier et al., 2009¹⁴
Boulenger et al., 2006¹⁵
Brambilla et al., 2005¹⁷⁶ *See Evidence Table 2*
Buckley and McManus, 2002¹⁷⁷
Cipriani et al., 2010¹⁷⁸ *See Evidence Table 2*
Claxton et al., 2000¹⁷⁹
Clayton et al., 2002¹⁸⁰
Clayton et al., 2006¹⁸¹
Clayton et al., 2007¹⁸²
Coleman et al., 1999²⁰
Coleman et al., 2001²¹
Croft et al., 1999²⁴
CSM Expert Working Group, 2004¹⁸³
Cunningham, 1997²⁵
Delgado et al., 2005¹⁸⁴
Didham et al., 2005¹⁸⁵
Dunner et al., 1998¹⁸⁶
Ekselius et al., 1997³³
Ekselius and von Knorring, 2001¹⁸⁷ *Found under Ekselius 1997³³
Fava et al., 1998³⁴
Fava et al., 2002³⁵
Fava et al., 2000¹⁸⁸
Feiger et al., 1996³⁷*

Feighner et al., 1991³⁸
Ferguson et al., 2001¹⁸⁹
Fergusson et al., 2005¹⁹⁰ *See Evidence Table 2*
Gibbons et al., 2007¹⁹¹
Golden et al., 2002⁴³
Goldstein et al., 1997¹⁹²
Greist et al., 2004¹⁹³ *See Evidence Table 2*
Guelfi et al., 2001⁴⁵
Gunnell, Saperia, and Ashby, 2005¹⁹⁴ *See Evidence Table 2*
Haffmans, Timmerman, and Hoogduin, 1996⁴⁶
Halikas, 1995⁴⁷
Hewett et al., 2009⁴⁸
Hong et al., 2003⁵¹
Jick et al., 1992¹⁹⁵
Jick et al., 1995¹⁹⁶
Jick et al., 2004¹⁹⁷
Johnston et al., 1991¹⁹⁸
Judge et al., 2002¹⁹⁹
Kasper et al., 2009²⁰⁰ *See Evidence Table 2*
Kavoussi et al., 1997⁵⁵
Kennedy et al., 2000²⁰¹
Kennedy et al., 2006⁵⁶
Khan et al., 2003²⁰² *See Evidence Table 2*
Khan et al., 2007⁵⁷
Lee et al., 2007⁶¹
Lopez-libor 1993²⁰³
Mackay et al., 1997²⁰⁴
Mackay et al., 1999²⁰⁵
Mackay et al., 1999²⁰⁶
Mao et al., 2008⁶⁴
Martinez et al., 2005²⁰⁷

Martinez et al., 2010²⁰⁸
 Meijer et al., 2002²⁰⁹
 Michelson et al., 1999¹³⁷
 Montejo et al., 2001²¹⁰
 Montgomery and Andersen, 2006²¹¹
 Munizza et al., 2006⁶⁹
 Nemeroff et al., 1995⁷⁰
 Nemeroff and Thase, 2007⁷¹
 Nierenberg et al., 2007⁷²
 Nieuwstraten and Dolovich, 2001²¹² See
Evidence Table 2
 Olfson and Marcus, 2008²¹³
 Pedersen, 2005²¹⁴ See *Evidence Table 2*
 Perahia et al., 2005²¹⁵ See *Evidence Table 2*
 Perahia et al., 2006⁷⁵
 Philipp et al., 2000²¹⁶
 Rahme et al., 2008²¹⁷
 Rapaport et al., 1996⁷⁷
 Rapaport et al., 2003⁷⁸
 Reimherr et al., 1998¹⁴⁴
 Rush et al., 2001⁸² *Found under Kavoussi*
 1997⁵⁵

Schatzberg et al., 2002⁸³
 Schmidt et al., 2000⁸⁴
 Schneeweiss et al., 2010²¹⁸
 Segraves et al., 2000²¹⁹ *Found under Kavoussi*
 et al., 1997⁵⁵
 Shelton et al., 2006⁸⁷
 Simon et al., 2006²²⁰
 Stang et al., 2007²²¹
 Thapa et al., 1998²²²
 Tourian et al., 2009⁹¹
 Vanderburg et al., 2009²²³ See *Evidence Table 2*
 Ventura et al., 2007⁹⁸
 Versiani et al., 2005⁹⁹
 Vestergaard et al., 2008²²⁴ See *Evidence Table*
 2
 Weihs et al., 2000¹⁰¹
 Weisler et al., 1994¹⁰²
 Wheatley et al., 1998¹⁰³
 Whyte et al., 2003²²⁵
 Wise et al., 2006²²⁶ See *Evidence Table 2*
 Yevtushenko et al., 2007¹⁰⁵
 Zajecka et al., 1998²²⁷

Key Question 5 Studies

Aberg-Wistedt et al., 2000¹
 Allard et al., 2004²
 Andersen et al., 1994²²⁸
 Barrett et al., 2001⁷
 Bush et al., 2005²²⁹ See *Evidence Table 2*
 Cassano et al., 2002¹⁸
 Devanand et al., 2005³¹
 Doraiswamy, 2001²³⁰ *Found under Weihs*
 2000¹⁰¹
 Echeverry, et al., 2009²³¹
 Ehde et al., 2008²³²
 Finkel et al., 1999³⁹ *Found under Newhouse*
 2000⁴⁰
 Geretsegger et al., 1994²³³ *Found under Schone*
 1993⁸⁵
 Glassman et al., 2002²³⁴
 Gorwood et al., 2007¹²¹
 Gual et al., 2003²³⁵
 Halikas et al., 1995⁴⁷
 Hernandez-Avila, et al., 2004²³⁶
 Honig et al., 2007²³⁷
 Kasper et al., 2005⁵³
 Kennedy et al., 2006⁵⁶
 Kranzler et al., 2006²³⁸
 Lesperance et al., 2007²³⁹

Li et al., 2008²⁴⁰
 Lustman et al., 2006¹³⁵
 Lyketsos et al., 2003²⁴¹
 Moak et al., 2003²⁴²
 Murray et al., 2005²⁴³
 Newhouse et al., 2000²⁴⁴
 O'Connor et al., 2010²⁴⁵
 Petrakis et al., 1998²⁴⁶
 Rabkin et al., 2004²⁴⁷
 Rapaport et al., 2003⁷⁸
 Rosenberg et al., 2010²⁴⁸
 Rossini et al., 2005⁸⁰
 Schatzberg et al., 2002⁸³
 Schatzberg and Roose, 2006²⁴⁹
 Schone and Ludwig, 1993⁸⁵
 Silverstone and Salinas, 2001¹⁷² *Found under*
*Silverstone and Ravindran 1999*¹⁷²
 Strik et al., 2000²⁵⁰
 Weihs et al., 2000¹⁰¹
 Williams et al., 2000¹⁰⁴
 Wilson et al., 2003¹⁵⁸
 Wohlreich et al., 2009²⁵¹ *Found under Raskin,*
 2007¹⁷¹

GLOSSARY

A/S	Aktieselskap (Company type in Denmark)
AD	antidepressant
AE	adverse event
AG	(Pharma AG)
AGECAT	computerised diagnostic system for use with the Geriatric Mental State
AIDS	acquired immune deficiency syndrome
AMT	awake and moving time
ARV	antiretroviral
ASEX	acute phase treatment-emergent dysfunction
ATVI	aortic time velocity interval
BDI	Beck Depression Inventory
BMI	body mass index
BP	blood pressure
BPI	Brief Pain Inventory
BPI-SF	Brief Pain Inventory-Short Form
bpm	beats per minute
BQOL	Battelle Quality of Life Measure
BSI	Brief Symptom Inventory of Depression
BUP SR	bupropion sustained release
BUP	bupropion
CAD	coronary artery disease
CBT	cognitive-behavioral therapy
CDC	Centers for Disease Control and Prevention
CDIS	Computerized Diagnostic Interview Survey
CES-D	Center for Epidemiologic Studies-Depression
CGI	Clinical Global Impressions
CGI-I	Clinical Global Impressions Improvement Scale
CGI-S	Clinical Global Impressions Severity Scale
CI	confidence interval
CIHR	Canadian Institutes of Health Research
CIT	citalopram
cm	centimeter
CR	controlled release
CSDD	Cornell Scale for Depression in Dementia
CSFQ	Changes in Sexual Functioning Questionnaire
CYP450	cytochrome P450
D	drug
DBP	diastolic blood pressure
DEAE(s)	discontinuation-emergent adverse events
DES	desvenlafaxine
DESS	Discontinuation-Emergent Signs and Symptoms checklist
df	degrees of freedom
diff	difference(s)
DLRF	Daily Living and Role Functioning (health related quality of life measure on Q-LES-Q)
DSM	Diagnostic and Statistical Manual of Mental Disorders
DSM-III	Diagnostic and Statistical Manual of Mental Disorders, version III
DSM-III-R	Diagnostic and Statistical Manual of Mental Disorders, version III revised
DSM-IV	Diagnostic and Statistical Manual of Mental Disorders, version IV
DSP	deliberate self-poisoning
DUL	duloxetine
ECG	electrocardiogram
ECT	electroconvulsive therapy
EEG	electroencephalogram
ER	extended release

ESC	escitalopram
ESZ	eszopiclone
FDA	Food and Drug Administration
FEWP	Free and Easy Wanderer Plus
FLUOX	fluoxetine
FLUV	fluvoxamine
FOT	final on-therapy
FSQ	Functional Status Questionnaire
FX	Function
GAD	Generalized Anxiety Disorder
GAF	Global Assessment of Functioning
GBS	Gottfrey-Brane-Steen scale
GDS	Geriatric Depression Scale
GHC	group health cooperative
GLF	general life functioning
GmbH	company with limited liability in Germany
GP	general physician
GPRD	General Practice Research Database
GSI	General Symptomatic Index
HAD	Hospital Anxiety and Depression Scale
HAM-A	Hamilton Rating Scale for Anxiety
HAM-D	Hamilton Rating Scale for Depression
HAM-D-17	Hamilton Rating Scale for Depression (17 item)
HAM-D-21	Hamilton Rating Scale for Depression (21 item)
HAM-D24	Hamilton Rating Scale for Depression (24 item)
HCAb	hepatitis C surface antibody
HF	heart failure
HgA1C	glycosylated hemoglobin
HIV	Human immunodeficiency virus
HR	Hazard Ratio
HSCL-D	Hopkins Depression Scale
HTN	hypertension
ICD10	International Classification of Diseases – 10 th revision
ICD-9 CM	International Classification for Diseases – 9th revision Clinical Modification
IDS	Inventory for Depressive Symptomatology
IDS-C	Inventory for Depressive Symptomatology - Clinician Rated
IDS-IVR	Inventory of Depressive Symptomatology - Self Report
IDS-SR	Inventory for Depressive Symptomatology - Self Report
IMI	imipramine
Inc	Incorporated
IPT	Interpersonal psychotherapy
IR SD-F	Investigator Rated Sexual Desire and Functioning Scale
IR	immediate release
ITT	intent to treat
kg	kilogram
KQ	key question
LOCF	last-observation-carried-forward
LTF	loss to follow-up
mADCS-CGIC	modified Alzheimer's Disease Cooperative Study-Clinical Global Impression of Change
MADRS	Montgomery Asberg Depression Rating Scale
MAF	Multidimensional
MAOI	monoamine oxidase inhibitor
m-CPP	meta-chlorophenylpiperazine
MD	medical doctor
MDD	major depressive disorder
MDE	major depressive episode

MEI	Motivation and Energy Inventory
MFIS	Modified Fatigue Impact Scale
mg	milligram
mg/d	milligram per day
MHRA	Medicine and Healthcare Regulatory Agency
MI	myocardial infarction
mil	milnacipran
MINI	Mini International Neuropsychiatric Interview
MIR	mirtazapine
mmHG	millimeters of mercury
MMRM	mixed-effect model repeated measures
MMSE	Mini Mental State Examination
mo(s)	month(s)
MRI	Magnetic Resonance Imaging
MS	multiple sclerosis
N	number
N/A	not applicable
NEF	nefazodone
NIH	National Institute of Health
NIHM	Health Diagnostic Interview Schedule
NIMH	National Institute of Mental Health
NNH	number needed to harm
NNT	number needed to treat
NoVASC	no other comorbid vascular illness
NR	not reported
NS	not sig
NSAIDs	non-steroidal anti-inflammatory drug(s)
NV	(NV Organon)
NV	Naamloze Vennootschap (dutch company type)
NYHA	New York Heart Association
OB/GYN	Obstetrics/Gynecology
OCD	obsessive compulsive disorder
ODT	oral disintegrating tablets
OR	odds ratio
<i>P</i>	statistical test: probability (P-value)
PAR	paroxetine
PBO	placebo
PCP	primary care physician
PDQ	Perceived Deficits Questionnaire
PGI	Patient Global Impression
PGIS	Patient Global Improvement Scale
Phys-SFR	Physicians Sexual Functioning Rating
PSD	poststroke depression
PTSD	post traumatic stress disorder
px	prescription
QD	every day
QIDS-C-16	Quick Inventory of Depressive Symptomatology – clinician rated
QLDS	Quality of Life in Depression Scale
Q-LES-Q	Quality of Life Enjoyment and Satisfaction Questionnaire
QOL	quality of life
QRS	time of ventricular contraction
QTcF	Fridericia-corrected time of ventricular contraction
RCT	randomized controlled trial
RD	Risk difference
RNZCGP	Royal New Zealand College of General Practitioners
RR	relative risk

RRR	relative risk ratio
Rx	prescription
SADHART-CHF	Sertraline Against Depression and Heart Disease in Chronic Heart Failure
SAE	serious adverse event
SCAG	Sandoz Clinical Assessment Geriatric scale
SCID	Structured Clinical Interview for DSM-III Revised
SCL-20	Symptom Check List
SD	standard deviation
SDS	Self rating Depression Scale
SDS	Sheehan Disability Scale
SE	standard error
SER	Sertraline
SES	standard error of skewness
SEM	standard error of measurement
SF-36	Medical Outcomes Study Health Survey - Short Form 36
sig	significant/significantly
SIP	Sickness Impact Profile
SNRI	serotonin norepinephrine reuptake inhibitor
SR	sustained release
SSI	Somatic Symptom Inventory
SSRI	selective serotonin reuptake inhibitor
TCA(s)	tricyclic antidepressant(s)
TMT-A	Trail Making Test – Part A
TMT-B	Trail Making Test – Part B
TRA	trazodone
TRD	Treatment Refractory Depression
TST	total sleep time
txt	treatment
UK	United Kingdom
UKU	Utvalg for Kliniske Undersogelse (Side Effect Scale)
US	United States
USA	United States of America
UT	Utah
VA	Veterans' Administration
VAMP	previous name of the General Practitioners Research Database
VAS	visual analog scale
VASC	patients with a history of cardiovascular illness (excluding hypertension)
VAS-PI	Visual Analog Scale – Pain Intensity
VEN ER	venlafaxine extended release
VEN XR	venlafaxine extended release
VEN	venlafaxine
VF	verbal fluency test
VHA	Veteran Health Administration
vs.	versus
w/o	without
WHO	World Health Organization
WHO-S	World Health Organization – Item Well-Being Index
wk(s)	week(s)
WMS	Wechsler Memory Scale
x	times
XL	extended release
yr(s)	year(s)
z	statistical test: z test
ZDS	Zung self rating depression scale

Evidence Table 1. Randomized controlled trials and observational studies

Study Characteristics	Research Objective Duration Study Design	Inclusion/Exclusion	Baseline Characteristics	Health Outcome Results	Adverse Events (%)	Analysis and Quality Rating
<p>Author: Aberg-Wistedt et al., 2000¹</p> <p>Country and setting: Sweden Multicenter</p> <p>Funding: Pfizer, Inc</p>	<p>Research objective: SER vs. PAR clinical outcomes after 6 mos of continuous therapy</p> <p>Duration of study: 24 wks</p> <p>Study design: RCT</p> <p>Overall study N: 353</p> <p>Intervention: D1: SER 50-150 mg/d D2: PAR 20-40 mg/d</p>	<p>Inclusion criteria:</p> <ul style="list-style-type: none"> Adults 18 or older MDD diagnosis according to DSM-III or -IV <p>Exclusion criteria:</p> <ul style="list-style-type: none"> Pregnant Additional mental illnesses or organic mental disorder Illicit drug and alcohol abuse Suicidal tendencies 	<p>Mean age (yrs): Overall: 43</p> <p>Sex (% female): Overall: 67.4</p> <p>Race (% white): NR</p> <p>Baseline (HAM-A): NR</p> <p>Mean HAM-D score at baseline: NR</p>	<p>Response 8 wks- SER: 63% PAR: 63%</p> <p>LOCF at 24 wks: SER: 72% PAR: 69%</p> <p>Response-Observed Cases at 24 wks: SER: 89% PAR: 89%</p> <p>Remission No sig diff at endpoint or at any other study point measures</p> <p>8 wks: SER: 51.6% PAR: 57.3%</p> <p>No sig diff in CGI severity change score or improvement score</p> <p>Relapse during wks 9 to 24: PAR 8.6% SER 1.9% (<i>P</i> -value NR)</p> <p>No sig diffs on BQOL</p>	<p>Constipation: D1: 5.7 D2: 16.4</p> <p>Diarrhea: D1: 35.2 D2: 15.2</p> <p>Libido decrease (men): D1: 12.7 D2: 3.8</p> <p>Libido decrease (women): D1: 1.8 D2: 8.8 <i>P</i> ≤ 0.05</p>	<p>Overall attrition rate: 35.4%</p> <p>ITT analysis: Yes</p> <p>Quality rating: Fair</p>

Evidence Table 1. Randomized controlled trials and observational studies (continued)

Study Characteristics	Research Objective	Duration	Study Design	Inclusion/Exclusion	Baseline Characteristics	Health Outcome Results	Adverse Events (%)	Analysis and Quality Rating
<p>Author: Allard et al., 2004²</p> <p>Country and setting: Sweden and Denmark Multicenter (12 sites)</p> <p>Funding: Wyeth</p>	<p>Research objective: Compare efficacy and tolerability of VEN ER 75-150 mg/d with of CIT 10-20 mg/d in elderly patients with major depression according to DSM-IV criteria</p> <p>Duration of study: 22 wks</p> <p>Study design: RCT</p> <p>Overall study N: 150</p> <p>Intervention: D1: VEN 37.5-150 mg/d D2: CIT 10-30 mg/d</p>	<p>Inclusion criteria:</p> <ul style="list-style-type: none"> • Adults 18 or older • Diagnosed with MDD according to DSM-III or -IV <p>Exclusion criteria:</p> <ul style="list-style-type: none"> • Concomitant psychotherapeutic or psychotropic medications • Additional mental illnesses or organic mental disorder • Uncontrolled hypertension • Sig cardiovascular or cerebrovascular disorders 	<p>Mean age (yrs): D1: 73.6 D2: 72.5</p> <p>Sex (% female): D1: 73.6 D2: 72.7</p> <p>Race (% white): NR</p> <p>Baseline HAM-A: NR</p> <p>Baseline HAM-D: NR</p>	<p>No statistically sig diffs between treatments in any outcome measures (MADRS, CGI-S, CGI-I)</p> <p>Response rates were 93% in both groups at wk 22</p> <p>MADRS remission rate was 19% for VEN and 23% for CIT (<i>P</i> = NR)</p> <p>Side effects were common during both treatments but differed in tremor being more common during CIT and nausea/vomiting during VEN treatment</p>	<p>Overall adverse events: D1: 62 D2: 43</p> <p>Constipation: D1: 6.6 D2: 2.7</p> <p>Dizziness: D1: 34 D2: 30</p> <p>Headache: D1: 26 D2: 31</p> <p>Nausea: D1: 30 D2: 16</p> <p>Sweating (increase): D1: 2.6 D2: 2.7</p>	<p>Overall attrition rate: 22.2%</p> <p>ITT analysis: Yes</p> <p>Quality rating: Fair</p>		

Evidence Table 1. Randomized controlled trials and observational studies (continued)

Study Characteristics	Research Objective Duration Study Design	Inclusion/Exclusion	Baseline Characteristics	Health Outcome Results	Adverse Events (%)	Analysis and Quality Rating
<p>Author: Alves et al., 1999³</p> <p>Country and setting: Portugal Multicenter (3 sites)</p> <p>Funding: Wyeth-Ayerst International</p>	<p>Research objective: Efficacy and tolerability of VEN and FLUOX in MDD</p> <p>Duration of study: 12 wks</p> <p>Study design: RCT</p> <p>Overall study N: 87</p> <p>Intervention: D1: VEN 75-150 mg/d D2: FLUOX 20-40 mg/d</p>	<p>Inclusion criteria:</p> <ul style="list-style-type: none"> Adults 18 to 65 Diagnosed with MDD according to DSM-III or -IV <p>Exclusion criteria:</p> <ul style="list-style-type: none"> Pregnant Lactating Additional mental illnesses or organic mental disorder Illicit drug and alcohol abuse Suicidal tendencies 	<p>Mean age (yrs): D1: 45.4 D2: 42.3</p> <p>Sex (% female): D1: 92.5 D2: 91.5</p> <p>Race (% white): NR</p> <p>Baseline (HAM-A): NR</p> <p>Mean HAM-D score at baseline: NR</p>	<p>No sig diffs between study groups in any outcome measures at endpoint. HAM-D responders: VEN: 87%, FLUOX: 74% ($P = \text{NR}$); HAM-D Remitters: VEN: 51%, FLUOX: 41% ($P = \text{NR}$)</p> <p>VEN showed faster onset with sig diffs in various outcome measures during wks 1 to 4: mean decreases of HAM-D and MADRS scores were sig greater with VEN ($P < 0.05$) during wks 1-4</p> <p>Suicide ideation scores at wk 6 were sig lower for VEN on MADRS and HAM-D scales</p> <p>Remission (HAM-D < 8) at wk 3 was found in 30% of VEN treated patients and 11% of FLUOX treated patients ($P = 0.03$)</p>	<p>Overall adverse events: D1: 56.4 D2: 51.1</p> <p>Constipation: D1: 7.7 D2: 2.1</p> <p>Dizziness: D1: 10.3 D2: 2.1</p> <p>Insomnia: D1: 5.1 D2: 10.6</p> <p>Nausea: D1: 33.3 D2: 27.7</p>	<p>Overall attrition rate: 21.8%</p> <p>ITT analysis: Yes</p> <p>Quality rating: Fair</p>

Evidence Table 1. Randomized controlled trials and observational studies (continued)

Study Characteristics	Research Objective	Inclusion/Exclusion	Baseline Characteristics	Health Outcome Results	Adverse Events (%)	Analysis and Quality Rating
<p>Author: Andersen et al., 1994²²⁸</p> <p>Country and setting: Denmark 2 hospitals and an outpatient clinic</p> <p>Funding: Lundbeck Foundation</p>	<p>Research objective: To investigate efficacy and safety of CIT in treatment of post-stroke depression in post-stroke patients</p> <p>Duration of study: 6 wks</p> <p>Study design: RCT</p> <p>Overall study N: 66</p> <p>Intervention: D1: CIT: 10-40 mg/d D2: PBO</p>	<p>Inclusion criteria:</p> <ul style="list-style-type: none"> • Adults 25 to 80 • Minimum HAM-D score of 13 • Concomitant condition: post-stroke • Diagnosed with PSD according to DSM-III <p>Exclusion criteria:</p> <ul style="list-style-type: none"> • Additional mental illnesses or organic mental disorder • Subarachnoid or Binswanger's disease or other degenerative diseases • Patients with decreased consciousness, dementia, or aphasia to such a degree that they could not explain themselves or gave conflicting verbal and nonverbal signals 	<p>Mean age (yrs): D1: 68.2 D2: 65.8</p> <p>Sex (% female): D1: 64 D2: 58</p> <p>Race (% white): NR</p> <p>Baseline (HAM-A): NR</p> <p>Baseline HAM-D: D1: 19.4 (3.1) D2: 18.9 (2.8)</p>	<p>Sig improvement was seen in patients treated with CIT compared to PBO ($P < 0.05$)</p>	<p>NR</p>	<p>Overall attrition rate: 13.6%</p> <p>ITT Analysis Yes</p> <p>Quality rating: Fair</p>

Evidence Table 1. Randomized controlled trials and observational studies (continued)

Study Characteristics	Research Objective, Intervention, Duration, etc	Inclusion/Exclusion Outcome Measures	Population Characteristics	Health Outcome Results	Adverse Events
<p>Author, Year Andersohn et al., 2009¹⁷³</p> <p>Country and Setting United Kingdom, multicenters (general practices)</p> <p>Funding Bayer Schering Pharma AG.</p> <p>Quality rating: Fair</p>	<p>Research objective To investigate whether use of antidepressants in depressive disorders is associated with an increase risk of diabetes mellitus in patients at least 30 years of age and whether risk is influenced by treatment duration or daily dose.</p> <p>Drugs, Doses, and Range</p> <ul style="list-style-type: none"> • BUP (100-450 mg 3 x daily): cutoff value: 300 mg/day; low-medium • CIT (20-60 mg 1 x daily): cutoff value: 20 mg/day; low • ESC (10-20 mg 1 x daily): cutoff value: 10 mg/day; low • FLUOX (10-80 mg 1-2 x daily): cutoff value: 20 mg/day; low • FLUV (25, 50, 100 mg 1-2 x daily): NR • MIR (15-45 mg 1 x daily): cutoff value: 30 mg/day; low-medium • NEF (200-600 mg 2 x daily): cutoff value: 200 mg/day; low • PAR (10-60 mg 1 x daily): cutoff value: 20 mg/day; low-medium • SER (25-200 mg 1 x daily): cutoff value: 50 mg/day; low-high • TRA (150-400 mg 3 x daily): cutoff value: 100 mg/day • VEN (75-375 mg 2-3 x daily): cutoff value: 75 	<p>Inclusion criteria:</p> <ul style="list-style-type: none"> • Adults (age range): ≥ 30 years of age (more likely type 2 diabetes) at time of cohort entry • No diagnosis of diabetes or impaired glucose tolerance and no treatment with oral antidiabetics or insulin before cohort entry • Diagnosis of depression within 180 days before or 90 days after cohort entry • No treatment with antidepressants in year prior to their first prescription of an antidepressant (cohort entry) • At least one database entry of BMI before cohort entry • Registered with a practice with ensured GPRD quality standards of recorded data for at least 1 year prior to cohort entry. To be included as a case subject (potential cases of diabetes), a patient had to have at least one prescription of an antidiabetic drug, or two diagnoses of diabetes on different calendar days, or a diagnosis of diabetes and a diabetes-specific test (i.e., glycosylated hemoglobin) on 	<p>Groups similar at baseline Yes</p> <p>n = D1: 2243 D2: 8963</p> <p>Mean age, years D1: 56.0 D2: 56.0</p> <p>Sex, % female D1: 60.1 D2: 60.1</p> <p>Race, % white NR</p> <p>Baseline HAM-A NR</p> <p>Insomnia, % NR</p> <p>Concomitant anergia, % NR</p> <p>Experienced prior depressive episodes, % NR</p> <p>Comments: The population characteristics information was presented as case subjects vs. comparison subjects, not based on types of medications used by patients. Additional characteristics were presented, including comorbidity (hyperlipidemia and hypertension), body mass index, smoking history, and recent use of other</p>	<p>HAM-D NR</p> <p>MADRS NR</p> <p>CGI-S NR</p> <p>CGI-I NR</p> <p>CGII No</p> <p>Number of patients achieving a score 12345</p> <p>QOL scale NR</p> <p>Another QOL scale NR</p> <p>Is adherence reported? NR</p> <p>Rate of adherence or compliance</p> <p>Additional Results:</p> <ul style="list-style-type: none"> • Recent long-term use of antidepressants in moderate or high daily doses was associated with an increased risk of diabetes (incidence rate ratio: 1.84; 95% CI, 1.35-2.52). Recent use of shorter duration, use in lower daily doses, former use, and past use were not associated with an increased risk of diabetes. For users of 	<p>Attrition Overall attrition, %: NR</p> <p>Attrition rate, %: NR</p> <p>Withdrawals due to adverse events, % NR</p> <p>Withdrawals due to lack of efficacy, % NR</p> <p>Comments Attrition was not reported in observational study.</p>

Evidence Table 1. Randomized controlled trials and observational studies (continued)

Study Characteristics	Research Objective, Intervention, Duration, etc	Inclusion/Exclusion Outcome Measures	Population Characteristics	Health Outcome Results	Adverse Events
	<p>mg/day; low</p> <ul style="list-style-type: none"> Other (augmentation): other prescriptions identified during follow-up: Amitriptyline (cutoff value: 38 mg/day), Amoxapine (NR), Clomipramine (cutoff value: 20 mg/day) Dothiepine (cutoff value: 62.5 mg/day), Doxepin (cutoff value: 30 mg/day), Lofepramine (cutoff value: 140 mg/day), Imipramine (cutoff value: 50 mg/day), Iprindole (NR), Nortriptyline (cutoff value: 30 mg/day), Protriptyline (cut off value: 5 mg/day), Trimipramine (cutoff value: 50 mg/day), Maprotiline (NR), Mianserin (cutoff value: 25 mg/day), Isocarboxazid (NR), Moclobemide (NR), Phenelzine (15 mg/day), Tranylcypromine (NR), Reboxetine (8 mg/day) <p>Fixed dose No</p> <p>Flexible dose Yes</p> <p>Dosages equivalent No</p> <p>Study design Observational</p> <p>Duration 15.5 years</p> <p>Type of depression</p> <ul style="list-style-type: none"> Article states that patients had to have a diagnosis of 	<p>different calendar days. [cohort entry was defined as date of first description of an antidepressant]</p> <p>Exclusion criteria:</p> <ul style="list-style-type: none"> Excluded from case group: patients who had a suspected diagnosis of diabetes that was not confirmed later on (internal validation) <p>Outcome measures NR</p>	<p>drugs.</p>	<p>tricyclic antidepressants and SSRIs as groups, increased risk was observed only for recent long-term use of moderate or high daily doses (incidence rate ratio: 1.77, 95% CI, 1.21-2.59, and incidence rate ratio: 2.06; 95% CI, 1.20-3.52, respectively). analysis for other antidepressants as a group was limited by small number of exposed case and comparison subjects and revealed no increased risk with long-term use of moderate or high daily doses (incidence rate ratio: 1.64; 95% CI, 0.34-7.81). incidence rate ratios associated with long-term use were 2.49 (95% CI, 1.52-4.08) for amitriptylin, 9.05 (95% CI, 1.08-75.58) for FLUV, 1.75 (95% CI, 1.13-2.72) for PAR, and 3.01 (95% CI, 1.01-9.02) for VEN.</p> <ul style="list-style-type: none"> Incidence rate ratios associated with recent use of individual antidepressants (Selective serotonin reuptake inhibitors): CIT 1.13 (95% CI, 0.85–1.51), ESC (95% CI, 1.27 0.57–2.86), FLUOX 1.06 (95% CI, 	

Evidence Table 1. Randomized controlled trials and observational studies (continued)

Study Characteristics	Research Objective, Intervention, Duration, etc	Inclusion/Exclusion Outcome Measures	Population Characteristics	Health Outcome Results	Adverse Events
	depression (prescription of an antidepressant), but does not specify what type of depression.			0.84–1.34), FLUV 4.91 (95% CI, 1.05–23.03), PAR 1.33 (95% CI, 1.02–1.73), SER 1.25 (95% CI, 0.89–1.78); (other antidepressants): MIR 1.14 (95% CI, 0.39–3.30), NEF 0.79 (95% CI, 0.06–8.27), Reboxetine 1.63 (95% CI, 0.10–25.86), TRA 2.16 (95% CI, 0.89–5.25), VEN 2.03 (95% CI, 1.18–3.48)	
	Intervention Case Subjects Comparison Subjects				

Evidence Table 1. Randomized controlled trials and observational studies (continued)

Study Characteristics	Research Objective Duration Study Design	Inclusion/Exclusion	Baseline Characteristics	Health Outcome Results	Adverse Events (%)	Analysis and Quality Rating
<p>Author: Baldomero et al., 2005¹⁰⁶</p> <p>Country and setting: Spain Psychiatric outpatient centers</p> <p>Funding: Wyeth Pharma, S.A</p>	<p>Research objective: To compare efficacy of VEN to conventional treatments in patients that failed to tolerate or respond to initial treatment</p> <p>Duration of study: 24 wks</p> <p>Study design: RCT</p> <p>Overall study N: 3502</p> <p>Intervention: D1: VEN: 75-225 mg/d D2: Conventional txt: CIT: 20-40 mg/d FLUOX: 20-40 mg/d MIR: 30-45 mg/d PAR: 20-40 mg/d SER: 50-150 mg/d</p>	<p>Inclusion criteria:</p> <ul style="list-style-type: none"> Diagnosed with MDD according to DSM-III or -IV Adults 18 and over Minimum HAM-D score > 16 <p>Exclusion criteria:</p> <ul style="list-style-type: none"> Concomitant psychotherapeutic or psychotropic medications ECT within 30 days MAOI or St. Johns Wort in last 14 days 	<p>Mean age (yrs): D1: 46.6 D2: 46.0</p> <p>Sex (% female): D1: 72.8 D2: 68.9</p> <p>Race (% white): NR</p> <p>Baseline HAM-A: D1: 22.8 D2: 22.2</p> <p>Baseline HAM-D: D1: 23.9 (4.9) D2: NR</p>	<p>Conventional therapy (pooled): Response 1034(71%) Remission 754(52%)</p> <p>CIT 20-40: Response 209 (71%) Remission 153 (52%)</p> <p>FLUOX 20-40: Response 174 (70%) Remission 128 (52%)</p> <p>MIR 30-45: Response 75 (65%) Remission 52 (45%)</p> <p>PAR 20-40: Response 226 (73%) Remission 161 (52%)</p> <p>SER 50-150: Response 197 (71%) Remission 147 (53%)</p> <p>VEN 75-225: Response 1262 (78%) Remission 963 (59%)</p> <p>VEN sig better than conventional therapy on response and remission ($P < 0.001$)</p>	<p>Overall adverse events: D1: 26.4 D2: 28.2</p> <p>Cardiovascular adverse events: D1: 3.3 D2: 1.1</p> <p>Sexual dysfunctional: D1: 8.7 D2: 13.6</p>	<p>Overall attrition rate: 21.3%</p> <p>ITT Analysis Yes</p> <p>Quality rating: Fair</p>

Evidence Table 1. Randomized controlled trials and observational studies (continued)

Study Characteristics	Research Objective Duration Study Design	Inclusion/Exclusion	Baseline Characteristics	Health Outcome Results	Adverse Events (%)	Analysis and Quality Rating
<p>Author: Baldwin et al., 1996⁴</p> <p>Country and setting: UK, Ireland, Multicenter (20 psychiatric outpatient clinics)</p> <p>Funding: Bristol Myers Squibb</p>	<p>Research objective: To compare efficacy, safety, and tolerance of NEF and PAR in treatment of depressed outpatients</p> <p>Duration of study: 8 wks</p> <p>Study design: RCT</p> <p>Overall study N: 206</p> <p>Intervention: D1: NEF 200-600 mg/d D2: PAR 20-40 mg/d</p>	<p>Inclusion criteria:</p> <ul style="list-style-type: none"> Adults 18 or older Diagnosed with MDD according to DSM-III or -IV Minimum HAM-D score of 18 Rated at least moderately ill on CGI-S <p>Exclusion criteria:</p> <ul style="list-style-type: none"> Pregnant Lactating Concomitant psychotherapeutic or psychotropic medications Additional mental illnesses or organic mental disorder Illicit drug and alcohol abuse Clinically sig medical disease ECT within last 6 mos Suicidal tendencies Failed to respond to at least 2 adequate courses of anti-depressant treatment History of allergy or hypersensitivity to TRA, etoperidone, m-CPP, or PAR 	<p>Mean age (yrs): D1: 38.3 D2: 37.9</p> <p>Sex (% female): D1: 60 D2: 50</p> <p>Race (% white): NR</p> <p>Baseline (HAM-A): D1: 19 D2: 18.3</p> <p>Mean HAM-D score at baseline: D1: 24.6 D2: 24.8</p>	<p>Both groups showed sig improvements from baseline HAM-D, HAM-A and MADRS scores</p> <p>Proportion of CGI responders similar between treatment groups (NEF: 58% vs. PAR: 60%, <i>P</i> = NR)</p> <p>No sig diffs between treatment groups</p>	<p>Overall adverse events: D1: 84 D2: 78</p> <p>Dizziness: D1: 17 D2: 9</p> <p>Headache: D1: 35 D2: 25</p> <p>Nausea: D1: 27 D2: 30</p> <p>Somnolence (fatigue): D1: 16 D2: 24</p>	<p>Overall attrition rate: 27.2%</p> <p>ITT analysis: Yes</p> <p>Quality rating: Fair</p>

Evidence Table 1. Randomized controlled trials and observational studies (continued)

Study Characteristics	Research Objective, Intervention, Duration, etc	Inclusion/Exclusion Outcome Measures	Population Characteristics	Health Outcome Results	Adverse Events
Author, Year Baldwin, 2006 ⁵ Country and Setting multinational, multicenter Funding H. Lundbeck A/S Quality rating: Fair	Research objective To evaluate short- and long-term antidepressant tolerability and efficacy of ESC and PAR. Drugs, Doses, and Range D1: ESC (10-20 mg 1 x daily); low-high; 10-20 mg D2: PAR (10-60 mg 1 x daily); medium; 20-40 mg Fixed dose No Flexible dose Yes Dosages equivalent Yes Study design RCT Duration 8 weeks (includes both acute and maintenance periods) Type of depression MDD Intervention D1: PAR D2: ESC	Inclusion criteria: <ul style="list-style-type: none"> Adults (age range): 18 years old and over Diagnosed with MDD according to DSM-III or -IV: Current episode of MDD MADRS: 22 or greater and 40 or less Exclusion criteria: <ul style="list-style-type: none"> Concomitant psychotherapeutic or psychotropic medications: includes tryptophan, benzodiazepines, antipsychotics, psychoactive herbal remedies, MAOIs, prophylactic treatment dopamine antagonists Schizophrenia, psychotic disorders, mania or hypomania, eating disorders, obsessive-compulsive disorder, bipolar disorder Investigational drug use within last 3 months MADRS item 10 score of 5 or greater Another Axis I disorder within previous 6 months Learning disability Cognitive disorder Nonresponse or hypersensitivity to CIT and/or PAR 	Groups similar at baseline Yes n = D1: 159 D2: 166 Overall: 325 Mean age, years D1: 45.1 D2: 44.9 Overall: 45 Sex, % female D1: 74.7 D2: 72.7 Overall: 75.0 Race, % white D1: 99.4 D2: 98.8 Overall: NR Baseline HAM-A NR Overall: NR Insomnia, % NR Overall: NR Concomitant anergia, % NR Overall: NR Experienced prior depressive episodes, % NR Overall: NR	HAM-D NR MADRS D1: PAR D2: ESC n at baseline: D1: 159 D2: 166 No. of remitters: Week 8 D1: 95 D2: 93 Mean score at endpoint (SD): Week 8 D1: 11.31 (NR) D2: 12.44 (NR) Mean score change among severely depressed patients at week 8 (PAR vs. ESC, respectively): -20.2; -23.6 CGI-S NR CGI-I NR CGII No QOL scale NR Another QOL scale NR Is adherence reported? NR Rate of adherence or	Overall adverse events, %: D1: 82.9 D2: 81.8 Constipation, %: D1: 8.2 D2: 3.6 Diarrhea, %: D1: 6.3 D2: 10.3 Dizziness, %: D1: 6.3 D2: 6.1 Headache, %: D1: 13.3 D2: 20.0 Insomnia, %: D1: 4.4 D2: 6.7 Nausea, %: D1: 13.9 D2: 11.5 Sexual dysfunction, %: D1: 57.7 D2: 57.0 Attrition Overall attrition, %: 28 Attrition rate, %: D1: 34 D2: 21 Withdrawals due to adverse events, % D1: 11 D2: 9

Evidence Table 1. Randomized controlled trials and observational studies (continued)

Study Characteristics	Research Objective, Intervention, Duration, etc	Inclusion/Exclusion Outcome Measures	Population Characteristics	Health Outcome Results	Adverse Events
		<ul style="list-style-type: none"> • History of severe allergy or hypersensitivity • History of lactose intolerance • Antidepressants within 2 weeks before screening • Triptans, oral anticoagulants • Sildenafil citrate • Cimetidine • Type 1c anti-arrhythmics • Cardiac glycosides • Narcotic analgesics • Receiving formal psychotherapy <p>Outcome measures</p> <ul style="list-style-type: none"> • MADRS • Quality of life scales: ASEX scale 		<p>compliance NR</p> <p>Additional Results: NR</p>	<p>Withdrawals due to lack of efficacy, % D1: 10.1 D2: 3.6</p> <p>Comments NR</p>

Evidence Table 1. Randomized controlled trials and observational studies (continued)

Study Characteristics	Research Objective Duration Study Design	Inclusion/Exclusion	Baseline Characteristics	Health Outcome Results	Adverse Events (%)	Analysis and Quality Rating
<p>Author: Ballus et al., 2000⁶</p> <p>Country and setting: Spain Multicenter</p> <p>Funding: NR</p>	<p>Research objective: To compare efficacy and tolerability of VEN and PAR in patients MDD and dsythmia</p> <p>Duration of study: 24 wks</p> <p>Study design: RCT</p> <p>Overall study N: 84</p> <p>Intervention: D1: VEN 75-150 mg/d D2: PAR 20-40 mg/d</p>	<p>Inclusion criteria:</p> <ul style="list-style-type: none"> Adults 18 to 70 Minimum HAM-D score of 17 <p>Exclusion criteria:</p> <ul style="list-style-type: none"> Pregnant Lactating Additional mental illnesses or organic mental disorder Illicit drug and alcohol abuse Suicidal tendencies 	<p>Mean age (yrs): D1: 44 D2: 45.1</p> <p>Sex (% female): D1: 88 D2: 88</p> <p>Race (% white): NR</p> <p>Baseline (HAM-A): NR</p> <p>Mean HAM-D score at baseline: D1: 23.4 (4.1) D2: 24.3 (4.7)</p>	<p>No sig diffs between groups on HAM-D, MADRS, or CGI scales at 24 wks or endpoint</p> <p>At wk 12, percent of patients with HAM-D score < 8 was sig greater in VEN group than PAR group (57% vs. 33%; <i>P</i> = 0.011)</p> <p>More patients exhibited a drug response (> 50% decrease in HAM-D) on VEN than PAR at wk 6 (<i>P</i> = 0.03)</p> <p>Response rates at wk 24: NR</p>	<p>Overall adverse events: D1: 68 D2: 79</p> <p>Constipation: D1: 12.5 D2: 16.3</p> <p>Diarrhea: D1: 0 D2: 9.3</p> <p>Headache: D1: 17.5 D2: 39.5</p> <p>Insomnia: D1: 7.5 D2: 9.3</p> <p>Nausea: D1: 27.5 D2: 9.3</p> <p>Sweating (increase): D1: 2.5 D2: 7.0</p>	<p>Overall attrition rate: 32%</p> <p>ITT analysis: Yes</p> <p>Quality rating: Fair</p>

Evidence Table 1. Randomized controlled trials and observational studies (continued)

Study Characteristics	Research Objective Duration Study Design	Inclusion/Exclusion	Baseline Characteristics	Health Outcome Results	Adverse Events (%)	Analysis and Quality Rating
<p>Author: Barrett et al., 2001⁷</p> <p>Country and setting: United States Multicenter, primary care clinics</p> <p>Funding: Hartford and MacArthur Foundation</p>	<p>Research objective: To compare PAR vs. PBO vs. behavioral treatment for dysthymia and minor depression in primary care patients</p> <p>Duration of study: 11 wks</p> <p>Study design: RCT</p> <p>Overall study N: 241</p> <p>Intervention: D1: PAR 10-40 mg/d, individually titrated D2: PBO</p>	<p>Inclusion criteria:</p> <ul style="list-style-type: none"> • Adults 18 to 59 • Minimum HAM-D score of 10 • Dysthymia <p>Exclusion criteria:</p> <ul style="list-style-type: none"> • Additional mental illnesses or organic mental disorder • Illicit drug and alcohol abuse • Suicidal tendencies • Current depression treatment 	<p>Mean age (yrs): D1: 45.2 D2: 42.6</p> <p>Sex (% female): D1: 57.5 D2: 66.7</p> <p>Race (% white): D1: 90 D2: 89</p> <p>Baseline (HAM-A): NR</p> <p>Mean HAM-D score at baseline: NR</p>	<p>ITT analysis: mean decrease in HSCL-D-20; PAR: 0.88 (0.08), PBO: 0.85 (0.09); behavior therapy: 0.79 (0.09), no sig diffs between arms</p> <p>Remission by HAM-D-17 score < 6: PAR: 80%, PBO: 44.4%; behavior therapy: 56.8% (<i>P</i> = 0.008 for diff among all 3 arms)</p> <p>Minor depression: PAR 60.7%, PBO 65.6%; behavior therapy 65.5% (<i>P</i> = 0.906 for diff among all 3 arms)</p>	<p>NR</p>	<p>Overall attrition rate: 20.7%</p> <p>ITT analysis: Yes</p> <p>Quality rating: Fair</p>

Evidence Table 1. Randomized controlled trials and observational studies (continued)

Study Characteristics	Research Objective Duration Study Design	Inclusion/Exclusion	Baseline Characteristics	Health Outcome Results	Adverse Events (%)	Analysis and Quality Rating
<p>Author: Beasley et al., 1991⁸</p> <p>Country and setting: Country NR (appears to be United States) Multicenter</p> <p>Funding: Eli Lilly and Company</p>	<p>Research objective: To evaluate comparative safety and efficacy of FLUOX and TRA in major depression and to evaluate incidence and temporal patterns of activation and sedation</p> <p>Duration of study: Up to 6 wks (after a single-blind PBO run-in approximately 1 wk in duration)</p> <p>Study design: RCT</p> <p>Overall study N: 126 randomized 120 included in analysis</p> <p>Intervention: D1: FLUOX: 20-60 mg/d D2: TRA: 100-400 mg/d</p>	<p>Inclusion criteria:</p> <ul style="list-style-type: none"> • Adults 18 or older • Outpatients • Diagnosed with MDD according to DSM-III or -IV • Minimum HAM-D score of 20 • DSM depression but 4 wks in duration <p>Exclusion criteria:</p> <ul style="list-style-type: none"> • Concomitant psychotherapeutic or psychotropic medications • Additional mental illnesses or organic mental disorder • Illicit drug and alcohol abuse • PBO response during lead-in 	<p>Mean age (yrs): D1: 40.0 D2: 40.0</p> <p>Sex (% female): D1: 64.6 D2: 68.8</p> <p>Race (% white): Overall NR</p> <p>Baseline (HAM-A): NR</p> <p>Mean HAM-D score at baseline: D1: 23.4 (2.7) D2: 24.3 (3.6)</p> <p>Baseline HAM-D Sleep Factor: D1: 3.8 (1.7) D2: 3.8 (1.8)</p>	<p>Response rates (≥50% HAM-D at endpoint), n (%)</p> <p>D1: 40.5 (62.3) D2: 42.0 (68.9)</p> <p>Remission rates (HAM-D ≤ 7 at endpoint), n (%)</p> <p>D1: 33.1 (50.9) D2: 25.7 (42.2)</p> <p>PGIS, mean change at endpoint SD</p> <p>D1: 2.4 (1.2) D2: 2.3 (1.2) P = NR</p> <p>Sleep outcomes</p> <p>Improvement in HAM-D Sleep Disturbance Factor: D1: 1.6 D2: 2.7 P = 0.001</p>	<p>Diarrhea: D1: 7.7 D2: 3.3</p> <p>Dizziness: D1: 6.2 D2: 21.3</p> <p>Headache: D1: 21.5 D2: 27.9</p> <p>Insomnia: D1: 9.2 D2: 3.3</p> <p>Nausea: D1: 27.7 D2: 24.6</p> <p>Somnolence (fatigue): D1: 20.0 D2: 45.9</p> <p>Sweating (increase): D1: 4.6 D2: 0</p>	<p>Overall attrition rate: 34.1%</p> <p>ITT analysis: Yes</p> <p>Quality rating: Fair</p>

Evidence Table 1. Randomized controlled trials and observational studies (continued)

Study Characteristics	Research Objective Duration Study Design	Inclusion/Exclusion	Baseline Characteristics	Health Outcome Results	Adverse Events (%)	Analysis and Quality Rating
<p>Author: Behnke et al., 2003⁹</p> <p>Country and setting: Multinational Multicenter</p> <p>Funding: NV Organon</p>	<p>Research objective: To compare onset of antidepressant efficacy of MIR and SER</p> <p>Duration of study: 8 wks</p> <p>Study design: RCT</p> <p>Overall study N: 346</p> <p>Intervention: D1: MIR: 30-45 mg/d D2: SER: 50-150 mg/d</p>	<p>Inclusion criteria:</p> <ul style="list-style-type: none"> • Adults 18 to 70 • Diagnosed with MDD according to DSM-III or -IV • Minimum HAM-D score of 18 <p>Exclusion criteria:</p> <ul style="list-style-type: none"> • Pregnant • Lactating • Concomitant psychotherapeutic or psychotropic medications • Additional mental illnesses or organic mental disorder • Illicit drug and alcohol abuse • Clinically sig medical disease • Suicidal tendencies • Epilepsy • History of seizure disorder or anti-convulsant treatment • Current eating disorders diagnosis • Previous postpartum depression or anxiety disorder diagnosis 	<p>Mean age (yrs): D1: 42 D2: 41</p> <p>Sex (% female): D1: 55.7 D2: 61.5</p> <p>Race (% white): NR</p> <p>Baseline (HAM-A): NR</p> <p>Mean HAM-D score at baseline: NR</p>	<p>Onset of action faster in MIR group</p> <p>At all assessments during first 2 wks mean change of HAM-D from baseline sig greater in MIR group than in SER group (<i>P</i> < 0.05)</p> <p>After wk 2 diff remained greater with MIR but lacked statistical significance</p> <p>HAM-D response rate showed similar findings</p> <p>HAM-D remission rate higher with MIR than SER at all assessments; diff reached statistical significance at day 14</p> <p>Reduction in sleep disturbance was sig greater in MIR group at all assessments (<i>P</i> ≤ 0.01)</p> <p>CGI scores not sig diff</p>	<p>Overall adverse events: D1: 64 D2: 68</p> <p>Diarrhea: D1: 4 D2: 9.5</p> <p>Dizziness: D1: 6.8 D2: 10.1</p> <p>Headache: D1: 14.2 D2: 18.3</p> <p>Insomnia: D1: 5.1 D2: 8.9</p> <p>Nausea: D1: 7.4 D2: 22.5</p> <p>Somnolence (fatigue): D1: 19.9 D2: 7.7</p> <p>Sweating (increase): D1: 1.1 D2: 5.3</p> <p>Libido decrease: D1: 1.1 D2: 5.9 <i>P</i> = 0.02</p>	<p>Overall attrition rate: 20.8%</p> <p>ITT analysis: Yes</p> <p>Quality rating: Fair</p>

Evidence Table 1. Randomized controlled trials and observational studies (continued)

Study Characteristics	Research Objective Duration Study Design	Inclusion/Exclusion	Baseline Characteristics	Health Outcome Results	Adverse Events (%)	Analysis and Quality Rating
<p>Author: Benkert et al., 2000¹⁰</p> <p>Country and setting: Germany Multicenter (50)</p> <p>Funding: Organon, GmbH, Munich, Germany</p>	<p>Research objective: Safety and efficacy of MIR and PAR in treatment of major depression</p> <p>Duration of study: 6 wks</p> <p>Study design: RCT</p> <p>Overall study N: 275</p> <p>Intervention: D1: MIR: 15-45 mg/d (32.7) D2: PAR: 20-40 mg/d (22.9)</p>	<p>Inclusion criteria:</p> <ul style="list-style-type: none"> Adults 18 to 70 Diagnosed with MDD according to DSM-III or -IV Minimum HAM-D score of 18 <p>Exclusion criteria:</p> <ul style="list-style-type: none"> Pregnant Additional mental illnesses or organic mental disorder Suicidal tendencies 	<p>Mean age (yrs): D1: 47.2 D2: 47.3</p> <p>Sex (% female): D1: 63 D2: 65</p> <p>Race (% white): NR</p> <p>Baseline (HAM-A): NR</p> <p>Mean HAM-D score at baseline: D1: 22.4 (3.3) D2: 22.4 (3.2)</p>	<p>No significant difference between MIR and PAR in HAM-D response rates at endpoint (58.3% vs. 53.7%)</p> <p>No significant difference between MIR and PAR in HAM0D remission rates (score ≤ 7) at endpoint (40.9% vs. 34.1%)</p> <p>Faster onset of action with MIR: significantly more responders (23.2% vs. 8.9%, <i>P</i>=0.002) and remitters (8.8% vs. 2.4%, <i>P</i>=0.03) at day 7 with MIR</p>	<p>Overall adverse events: D1: 68.1 D2: 63.4</p> <p>Changes in weight (increase): D1: 14.8 D2: 3.7</p> <p>Constipation: D1: 7.4 D2: 6.7</p> <p>Dizziness: D1: 8.9 D2: 8.2</p> <p>Headache: D1: 9.6 D2: 10.4</p> <p>Nausea: D1: 4.4 D2: 11.2</p> <p>Somnolence (fatigue): D1: 11.1 (8.9) D2: 7.5 (8.2)</p> <p>Sweating (increase): D1: 2.2 D2: 7.5</p>	<p>Overall attrition rate: 23%</p> <p>ITT analysis: Yes</p> <p>Quality rating: Fair</p>

Evidence Table 1. Randomized controlled trials and observational studies (continued)

Study Characteristics	Research Objective, Intervention, Duration, etc	Inclusion/Exclusion Outcome Measures	Population Characteristics	Health Outcome Results	Adverse Events
Author, Year Benkert, 2006 ¹¹ Country and Setting Germany; multicenter Funding NV Organon, Netherlands Quality rating: Fair	Research objective To compare time of onset of antidepressant action between mitrazapine ODT and VEN XR in outpatients with major depression Drugs, Doses, and Range D1: MIR (15-45 mg 1 x daily): low; 30 mg; high;45 mg D2: VEN XR (75-225 mg 1 x daily): <ul style="list-style-type: none"> low; 75 mg medium; 150 mg high; 225 mg Fixed dose No Flexible dose No Dosages equivalent Yes Study design RCT Duration 6 weeks Type of depression MDD Intervention D1: MIR D2: VEN XR	Inclusion criteria: <ul style="list-style-type: none"> Adults (age range): 18-70 years old Diagnosed with MDD according to DSM-III or -IV: major depressive episode for single (296.2) or recurrent (296.3) episodes HAM-D: 21 or greater Exclusion criteria: Outcome measures <ul style="list-style-type: none"> HAM-D CGI-S or CGI-I 	Groups similar at baseline Yes n = D1: 127 D2: 115 Overall: 242 Mean age, years NR Overall: NR Sex, % female NR Overall: NR Race, % white NR Overall: NR Baseline HAM-A NR Overall: NR Insomnia, % NR Overall: NR Concomitant anergia, % NR Overall: NR Experienced prior depressive episodes, % NR Overall: NR Comments: NR Outpatients/Inpatients Outpatients Baseline mean HAM-A > 25? NR	HAM-D D1: MIR D2: VEN n at baseline: D1: 127 D2: 115 No. of responders: Day 8: D1: 25 D2: 7 Day 11: D1: 40 D2: 18 Day 22: D1: 60 D2: 38 No. of remitters: D1: day 15: 21 D2: day 15: 8 Mean score at baseline (SD): D1: 24.6 (2.8) D2: 24.9 (2.9) Mean score change (SD): D1: NR, in figure only D2: NR, in figure only Mean score of change (MIR and VEN, respectively) for HAM-D 14 item (subtracts sleep items): -10.0; -9.8; Retardation Factor: -3.8; -3.8; Sleep Disturbance Factor: -2.5; -1.8; Anxiety/Somatization Factor: -4.0; -3.5; Bech 6 Factor: -6.1; -6.0; percent of responders and remitters only reported on	Headache, %: D1: 14.6 D2: 14.8 Insomnia, %: D1: NR D2: 14.8 Nausea, %: D1: NR D2: 23.4 Attrition Overall attrition, %: 35.5 Attrition rate, %: D1: 30.7 D2: 40.9 Withdrawals due to adverse events, % D1: 17.3 D2: 25.2 Withdrawals due to lack of efficacy, % D1: 0.79 D2: 1.7 Comments NR

Evidence Table 1. Randomized controlled trials and observational studies (continued)

Study Characteristics	Research Objective, Intervention, Duration, etc	Inclusion/Exclusion Outcome Measures	Population Characteristics	Health Outcome Results	Adverse Events
			Mean age at baseline Less than 65 years	days where results were significant	
			Mean HAM-D at baseline NR	MADRS NR	
				No. of responders: Day 8 D1: 25 D2: 7	
				Day 11 D1: 40 D2: 18	
				Day 22 D1: 60 D2: 38	
				Mean score at baseline (SD): D1: 24.6 (2.8) D2: 24.9 (2.9)	
				CGI-S NR	
				Mean score change (SD): Day 8: D1: -0.6 (P: 0.014) D2: -0.3	
				Day 11: D1: -0.8 (P: 0.033) D2: -0.5	
				CGI-I n at baseline: D1: 127 D2: 115	
				CGII No	
				QOL scale NR	
				Another QOL scale NR	

Evidence Table 1. Randomized controlled trials and observational studies (continued)

Study Characteristics	Research Objective, Intervention, Duration, etc	Inclusion/Exclusion Outcome Measures	Population Characteristics	Health Outcome Results	Adverse Events
				<p>Is adherence reported? Adherence</p> <p>Rate of adherence or compliance 85% compliance; comparable between groups</p> <p>Additional Results:</p> <ul style="list-style-type: none"> • Median times to response for combined treatment and PBO groups were 2 and 8 weeks, respectively. • Time to response was significantly shorter for combined treatment group compared with PBO group (log-rank test $\chi^2(1)$: 5.03; P: 0.0248). • Among responders alone, combination treatment also showed shorter median times to response (2 weeks) than monotherapy (6 weeks) with significance (log-rank test $\chi^2(1)$: 9.73; P: 0.0018), which showed rapid onset of efficacy of combination. 	

Evidence Table 1. Randomized controlled trials and observational studies (continued)

Study Characteristics	Research Objective Duration Study Design	Inclusion/Exclusion	Baseline Characteristics	Health Outcome Results	Adverse Events (%)	Analysis and Quality Rating
<p>Author: Bennie et al., 1995¹²</p> <p>Country and setting: UK Multicenter (20 centers)</p> <p>Funding: Pfizer, Inc</p>	<p>Research objective: To compare SER and FLUOX in outpatients with depression</p> <p>Duration of study: 6 wks</p> <p>Study design: RCT</p> <p>Overall study N: 286</p> <p>Intervention: D1: SER: 50-100 mg/d D2: FLUOX: 20-40 mg/d</p>	<p>Inclusion criteria:</p> <ul style="list-style-type: none"> Adults 18 or older Diagnosed with MDD according to DSM-III or -IV Minimum HAM-D score of 18 <p>Exclusion criteria:</p> <ul style="list-style-type: none"> Pregnant Lactating Additional mental illnesses or organic mental disorder Illicit drug and alcohol abuse Suicidal tendencies 	<p>Mean age (yrs): D1: 49.9 D2: 49.9</p> <p>Sex (% female): D1: 57.7 D2: 64.6</p> <p>Race (% white): NR</p> <p>Baseline (HAM-A): NR</p> <p>Mean HAM-D score at baseline: D1: 23.2 D2: 23.4</p>	<p>No sig diffs between treatment groups in any outcome measures at any point in time (changes in HAM-D, HAM-A, CGI, Raskin, Covi scales)</p> <p>Response rate (≥ 50% improvement on HAM-D): SER: 59%, FLUOX: 51%</p>	<p>Overall adverse events: D1: 56 D2: 60</p> <p>Diarrhea: D1: 4.9 D2: 3.5</p> <p>Dizziness: D1: 1.4 D2: 5.6</p> <p>Headache: D1: 14.1 D2: 14.6</p> <p>Nausea: D1: 21.1 D2: 25.0</p> <p>Somnolence (fatigue): D1: 4.2 D2: 4.2</p>	<p>Overall attrition rate: 13.3%</p> <p>ITT analysis: Yes</p> <p>Quality rating: Fair</p>

Evidence Table 1. Randomized controlled trials and observational studies (continued)

Study Characteristics	Research Objective Duration Study Design	Inclusion/Exclusion	Baseline Characteristics	Health Outcome Results	Adverse Events (%)	Analysis and Quality Rating
<p>Author: Bielski et al., 2004¹³</p> <p>Country and setting: United States Outpatient centers</p> <p>Funding: Forrest Laboratories, Inc</p>	<p>Research objective: To compare ESC and VEN XR in depressed outpatients at highest recommended doses in United States</p> <p>Duration of study: 8 wks</p> <p>Study design: RCT</p> <p>Overall study N: 198</p> <p>Intervention: D1: ESC: 20mg D2: VEN: XR 225mg</p>	<p>Inclusion criteria:</p> <ul style="list-style-type: none"> Adults 18 to 65 Diagnosed with MDD according to DSM-III or -IV HAM-D24 > 20 Normal physical exam, labs, and ECG (or any abnormality insignificant) Using contraceptive <p>Exclusion criteria:</p> <ul style="list-style-type: none"> Pregnant Lactating Concomitant psychotherapeutic or psychotropic medications Additional mental illnesses or organic mental Illicit drug and alcohol abuse Clinically sig medical disease Suicidal tendencies Previous treatment with VEN or ESC Failure to respond to adequate trials of 2+ antidepressants 	<p>Mean age (yrs): D1: 37.3 D2: 37.5</p> <p>Sex (% female): D1: 69.4 D2: 47.0</p> <p>Race (% white): D1: 77.6 D2: 73.0</p> <p>Baseline (HAM-A): NR</p> <p>Mean HAM-D score at baseline: D1: 28.6 (4.1) D2: 27.4 (4.5)</p>	<p>Response (≥ 50% dec in MADRS): ESC: 58.8% VEN :48%</p> <p>Response (≥ 50% decrease in HAM-D): ESC: 61% VEN: 48%</p> <p>Response (CGI-I ≤ 2): ESC: 65% VEN: 57%</p> <p>Remission (MADRS < 12): ESC: 50.5 VEN: 41.8</p> <p>Remission (MADRS ≤ 10): ESC: 41.2 VEN: 36.7</p> <p>Remission (HAM-D17 ≤ 7): ESC: 36.1 VEN: 31.6</p> <p>LOCF results, mean change from baseline (SD): ESC: CES-D -15.1 (11.9) Q-LES-Q 12.8 (11.4) VEN: CES-D -12.8 (12.7) Q-LES-Q 9.9 (11.1)</p>	<p>Overall adverse events: D1: 68 D2: 85</p> <p>Headache: D1: 15.3 D2: 14.0</p> <p>Nausea: D1: 6.1 D2: 24.0</p> <p>Sexual dysfunction : D1: 6.7 D2: 22.6</p> <p>Somnolence (fatigue): D1: 9.2 D2: 17.0</p> <p>Sweating (increase): D1: 5.1 D2: 11.0</p>	<p>Overall attrition rate: 30%</p> <p>ITT analysis: Yes</p> <p>Quality rating: Fair</p>

Evidence Table 1. Randomized controlled trials and observational studies (continued)

Study Characteristics	Research Objective, Intervention, Duration, etc	Inclusion/Exclusion Outcome Measures	Population Characteristics	Health Outcome Results	Adverse Events
<p>Author, Year Bluer et al., 2009¹⁴</p> <p>Country and Setting Canada, university clinic</p> <p>Funding Organon Pharmaceuticals</p> <p>Quality rating: Fair</p>	<p>Research objective Compare antidepressant efficacy of monotherapy (MIR or PAR) and initial combination (MIR + PAR)</p> <p>Drugs, Doses, and Range D1: MIR (15-45 mg 1 x daily): monotherapy: max 45 mg D2: PAR (10-60 mg 1 x daily): monotherapy: max 30 mg D3: Other (augmentation): MIR (30mg) + PAR (20mg) - no dose changes</p> <p>Fixed dose No</p> <p>Flexible dose Yes</p> <p>Dosages equivalent Yes</p> <p>Study design</p> <p>Duration 6 wks (actually goes to 52 but results for last two weeks are confounded - see comments under attrition)</p> <p>Type of depression MDD</p>	<p>Inclusion criteria:</p> <ul style="list-style-type: none"> • Adults • Diagnosed with MDD according to DSM-III or -IV • HAM-D: 17 item score: 18+ <p>Exclusion criteria:</p> <ul style="list-style-type: none"> • Bipolar • Clinically significant medical disease: abnormal lab results, seizure disorder <p>Outcome measures</p> <ul style="list-style-type: none"> • HAM-D • MADRS • CGI-S or CGI-I 	<p>Groups similar at baseline No- unequal distribution of gender, # of recurrent episode, and failed 1+ txt, BUT baseline depression scores were similar across groups</p> <p>n = D1: 21 D2: 19 D3: 21</p> <p>Mean age, years D1: 46 D2: 40 D3: 43</p> <p>Sex, % female D1: 23.8 D2: 52.6 D3: 61.9</p> <p>Race, % white NR</p> <p>Baseline HAM-A NR</p> <p>Insomnia, % NR</p> <p>Concomitant anergia, % NR</p> <p>Experienced prior depressive episodes, % D1: 28.6 D2: 36.8 D3: 47.6</p> <p>Comments: NR</p>	<p>HAM-D D1: MIR D2: PAR D3: Combo</p> <p>n at baseline: D1: 21 D2: 19 D3: 21</p> <p>Mean score at baseline (SD): D1: 23.5 (4.5) D2: 23.9 (3.0) D3: 24.2 (5.2)</p> <p>Mean score at endpoint (SD): D1: reported in graph only D2: NR D3: NR</p> <p>Mean score change (SD): D1: reported in graph only D2: NR D3: NR</p> <p>Sig greater improvement (all $P > 0.05$) in combo compared to MIR at day 35, and combo compared to MIR or PAR on day 42.</p> <p>MADRS D1: MIR D2: PAR D3: Combo</p> <p>n at baseline: D1: 21 D2: 19 D3: 21</p> <p>No. of remitters at week 6: D1: 4 (19%)</p>	<p>Attrition Overall attrition, %: 9.8***data reported for 56 days which is AFTER monotherapy nonresponders were given other drug, thus switching to combination treatment starting at day 42 thru 56. It is unclear whether or not any of dropouts were from Day 42 combo group (rather than 21 randomized to group at Day 1).</p> <p>Attrition rate, %: D1: 0 D2: 10.5 D3: 19.0</p> <p>Withdrawals due to adverse events, % D1: 0 D2: 5.3 D3: 9.5</p> <p>Withdrawals due to lack of efficacy, % D1: 0 D2: 5.3 D3: 4.8</p> <p>Comments NR</p>

Evidence Table 1. Randomized controlled trials and observational studies (continued)

Study Characteristics	Research Objective, Intervention, Duration, etc	Inclusion/Exclusion Outcome Measures	Population Characteristics	Health Outcome Results	Adverse Events
				D2: 5 (26%) D3: 9 (43%) Mean score at baseline (SD): D1: 32.0 (6.4) D2: 32.3 (5.9) D3: 34.4 (7.2) CGI-S Sig greater improvement (all $P > 0.05$) in combo compared to MIR or PAR on day 42. CGI-I NR CGII No QOL scale NR Is adherence reported? NR Rate of adherence or compliance NR Additional Results: NR	

Evidence Table 1. Randomized controlled trials and observational studies (continued)

Study Characteristics	Research Objective, Intervention, Duration, etc	Inclusion/Exclusion Outcome Measures	Population Characteristics	Health Outcome Results	Adverse Events
<p>Author, Year Boulenger et al., 2006¹⁵ and Boulenger et al. 2010¹⁵⁹</p> <p>Country and Setting Multinational; psychiatric and primary care settings</p> <p>Funding H. Lundbeck A/S</p> <p>Quality rating: Fair</p>	<p>Research objective To compare efficacy and tolerability of ESC (20 mg/day) and PAR (40 mg/day) in patients with severe MDD over a treatment period of 24 weeks and to investigate if treatment outcome for severely depressed patients depends on their baseline level of anxiety.</p> <p>Drugs, Doses, and Range D1: ESC (10-20 mg 1 x daily): 20 mg 1 x daily; high D2: PAR (10-60 mg 1 x daily): 40 mg 1 x daily; medium</p> <p>Fixed dose Yes</p> <p>Flexible dose No</p> <p>Dosages equivalent No</p> <p>Study design RCT</p> <p>Duration 24 weeks</p> <p>Type of depression MDD</p> <p>Intervention D1: ESC 20 mg/day D2: PAR 40 mg/day</p>	<p>Inclusion criteria:</p> <ul style="list-style-type: none"> Adults (age range): 18 to 75 years Diagnosed with MDD according to DSM-III or -IV MADRS: score greater than or equal 30 at baseline Duration of depressive episode had to be more than 2 wks, but less than 1 yr <p>Exclusion criteria:</p> <ul style="list-style-type: none"> Pregnant Lactating Concomitant psychotherapeutic or psychotropic medications Bipolar disorder, psychotic disorder or features, obsessive-compulsive disorder, current eating disorders (anorexia nervosa, bulimia), mental retardation, any pervasive developmental disorder or cognitive disorder Illicit drug and alcohol abuse: within 12 months ECT within last: 6 months Suicidal tendencies History of lactose intolerance History of hypersensitivity or non- 	<p>Groups similar at baseline Yes</p> <p>n = D1: 232 D2: 227 (For subgroup analysis of highly anxious patients: n=286)</p> <p>Mean age, years D1: 43.8 (12.5) D2: 44.7 (13.0)</p> <p>Sex, % female D1: 67 D2: 70</p> <p>Race, % white D1: 97.8 D2: 99.6</p> <p>Baseline HAM-A D1: 23.5 (7.5) D2: 23.5 (7.1)</p> <p>Insomnia, % NR</p> <p>Concomitant anergia, % NR</p> <p>Experienced prior depressive episodes, % NR</p> <p>Comments: Mean baseline MADRS total score was approximately 35 in both treatment groups, indicating a severely to very severely depressed population.</p>	<p>HAM-D D1: ESC 20 mg/day D2: PAR 40 mg/day</p> <p>n at baseline: D1: 232 D2: 227</p> <p>Mean score at baseline (SD): D1: 31.9 (6.0) D2: 31.5 (6.1)</p> <p>Mean score at endpoint (SD): D1: 9.4 D2: 11.5</p> <p>Mean score change (SD): D1: -22.5 D2: -20.0</p> <p>Statistically significant ($P < 0.01$) separation was evident from week 4 onwards.</p> <p>MADRS D1: ESC 20 mg/day D2: PAR 40 mg/day</p> <p>n at baseline: D1: 232 D2: 227</p> <p>No. of remitters: D1: 171 D2: 149</p> <p>Mean score at baseline (SD): D1: 31.9 (6.0) D2: 31.5 (6.1)</p> <p>Mean score at endpoint: D1: 10</p>	<p>Overall adverse events, %: D1: 7.8 D2: 15.4</p> <p>Constipation, %: D1: 2.2 D2: 5.3</p> <p>Diarrhea, %: D1: 6.5 D2: 10.1</p> <p>Dizziness, %: D1: 9.1 D2: 8.8</p> <p>Headache, %: D1: 24.1 D2: 20.3</p> <p>Insomnia, %: D1: 7.3 D2: 7.9</p> <p>Nausea, %: D1: 24.6 D2: 25.6</p> <p>Sexual dysfunction, %: D1: 1.7, 0.9 D2: 1.8, 2.6</p> <p>Attrition Overall attrition, %: 26.3 % attrition rate based on number of patients randomized, n= 459.</p> <p>Attrition rate, %: D1: 20,3 D2: 32,6</p> <p>Withdrawals due to adverse events, % D1: 7.8</p>

Evidence Table 1. Randomized controlled trials and observational studies (continued)

Study Characteristics	Research Objective, Intervention, Duration, etc	Inclusion/Exclusion Outcome Measures	Population Characteristics	Health Outcome Results	Adverse Events
		response to CIT, ESC or PAR. • Score ≥ 5 on item 10 of MADRS scale • Those who were receiving formal behaviour therapy or systematic psychotherapy Outcome measures • HAM-D • MADRS: total score mean change from baseline to week 24 • CGI-S or CGI-I • Quality of life scales • HAM-A		D2: 11.7 Mean score change (SD): D1: -2.8 D2: -2.6 There was statistically significant ($P < 0.05$) separation from week 8 onwards. CGI-S D1: ESC 20 mg/day D2: PAR 40 mg/day n at baseline: D1: 232 D2: 227 Mean score at baseline (SD): D1: 5.1 (0.7) D2: 5.1 (0.7) Mean score at endpoint (SD): D1: 2.3 D2: 2.5 The difference in mean change in CGI-S was significant from week 12 onwards ($P < 0.05$). CGI-I D1: ESC 20 mg/day D2: PAR 40 mg/day CGII Yes Intervention: D1: ESC 20 mg/day D2: PAR 40 mg/day n at baseline: D1: 232 D2: 227	D2: 15.4 Withdrawals due to lack of efficacy, % D1: 4.3 D2: 6.2 Comments The calculations were based on number of patients randomized (Overall n= 459; ESC 20 mg/day n= 232, PAR 40 mg/day n= 227). Significantly more patients ($P < 0.01$) withdrew from PAR group than from ESC group.

Evidence Table 1. Randomized controlled trials and observational studies (continued)

Study Characteristics	Research Objective, Intervention, Duration, etc	Inclusion/Exclusion Outcome Measures	Population Characteristics	Health Outcome Results	Adverse Events
				<p>Mean score at endpoint: D1: 2.0 D2: 2.2</p> <p>QOL scale NR</p> <p>Another QOL scale NR</p> <p>Is adherence reported? NR</p> <p>Rate of adherence or compliance NR</p> <p>Additional Results: at 24 weeks Mean change from baseline; SE</p> <p>Baseline HAM-A 20 or less HAM-A</p> <ul style="list-style-type: none"> • ESC: (n = 87) -10.2 (0.9) • PAR: (n=84) -9.1(0.9) • MADRS ESC: (n=87) -25.1(1.5) • PAR: (n=84) -23.8 (1.5) <p>Baseline HAM-A > 20 HAM-A</p> <ul style="list-style-type: none"> • ESC: (n=141) -17.6 (0.9)* • PAR: (n=139) -15.2 (0.9) • MADRS ESC: (n=141) -24.2(1.0)* • PAR: (n=139) -21.5(1.1) <p>*P < 0.05 vs. PAR</p>	

Evidence Table 1. Randomized controlled trials and observational studies (continued)

Study Characteristics	Research Objective Duration Study Design	Inclusion/Exclusion	Baseline Characteristics	Health Outcome Results	Adverse Events (%)	Analysis and Quality Rating
<p>Author: Boyer et al., 1998¹⁶</p> <p>Country and setting: France Multicenter, primary care settings (57 general practitioners)</p> <p>Funding: NR</p>	<p>Research objective: To compare efficacy, tolerability, QOL outcomes, and costs of SER and FLUOX in treatment of depression</p> <p>Duration of study: 180 days</p> <p>Study design: RCT</p> <p>Overall study N: 242</p> <p>Intervention: D1: FLUOX: 50-150 mg/d D2: SER: 20-60 mg/d</p>	<p>Inclusion criteria:</p> <ul style="list-style-type: none"> • Adults 18 to 65 • Diagnosed with MDD according to DSM-III or -IV <p>Exclusion criteria:</p> <ul style="list-style-type: none"> • Pregnant • Lactating • Additional mental illnesses or organic mental disorder • Illicit drug and alcohol abuse • Clinically sig medical disease • Suicidal tendencies • History of serious allergy or AE reaction related to medicines 	<p>Mean age (yrs): D1: 43.7 D2: 43.0</p> <p>Sex (% female): D1: 79.1 D2: 77.6</p> <p>Race (% white): NR</p> <p>Baseline (HAM-A): NR</p> <p>Mean HAM-D score at baseline: NR</p>	<p>No sig diffs in changes in MADRS, FSQ, CGI-I, and CGI-S scores between treatment groups</p> <p>No sig diffs in response rates (improvement of MADRS \geq 50%) between treatment groups</p> <p>Day 120: FLUOX: 54.3% SER: 49%</p> <p>Day 180: FLUOX: 42.6% SER: 47.4%</p> <p>Sig improvements observed in both treatment groups in all dimensions of FSQ</p>	<p>Overall adverse events: D1: 51.3 D2: 57.8</p>	<p>Overall attrition rate: NR</p> <p>ITT analysis: Yes</p> <p>Quality rating: Fair</p>

Evidence Table 1. Randomized controlled trials and observational studies (continued)

Study Characteristics	Research Objective Duration Study Design	Inclusion/Exclusion	Baseline Characteristics	Health Outcome Results	Adverse Events (%)	Analysis and Quality Rating
<p>Author: Brannan et al., 2005¹⁶⁰</p> <p>Country and setting: United States, multicenter (25 psychiatry clinics)</p> <p>Funding: Eli Lilly and Company</p>	<p>Research objective: To evaluate efficacy of DUL for treatment of pain and depression in patients with major depression and painful physical symptoms</p> <p>Duration of study: 7 wks</p> <p>Study design: RCT</p> <p>Overall study N: 282 randomized; 268 included in analysis</p> <p>Intervention: D1: DUL 60 mg/d D2: PBO</p>	<p>Inclusion criteria:</p> <ul style="list-style-type: none"> Adults 18 or older Outpatients MDD according to DSM-IV Minimum HAM-D-17 score of 15 CGI-S of 4 or more BPI average pain score of 2 or more <p>Exclusion criteria:</p> <ul style="list-style-type: none"> Additional mental illness or organic mental disorder Substance abuse or dependence Clinically sig medical disease Suicidal (serious risk) Primary pain disorder with diagnosis such as arthritis, migraine, or fibromyalgia Treatment resistant depression or lack of response of current MDD episode to 2 prior courses of therapy 	<p>Mean age (yrs): D1: 40.8 D2: 40.3</p> <p>Sex (% female): D1: 68.1 D2: 62.4</p> <p>Race (% white): D1: 81.6 D2: 79.4</p> <p>Baseline HAM-D-17: D1: 23.4 (3.5) D2: 22.4 (3.4)</p> <p>BPI average pain: D1: 4.85 (1.69) D2: 4.62 (1.54)</p> <p>Baseline 100mm VAS (overall pain): D1: 49.8 (22.2) D2: 46.8 (19.7)</p> <p>Baseline HAM-A: NR</p>	<p>Depression outcomes in patients with pain: Mean HAM-D-17 improvement was similar for both groups (-10.9 for DUL vs. -10.3 for PBO, <i>P</i> = 0.544). Response rates were similar for DUL and PBO (42% vs. 40%, <i>P</i> = 0.901). Remission rates were also similar (23% vs. 24%, <i>P</i> = 0.887)</p> <p>Pain outcomes: Mean reduction in BPI average pain was 2.32 (0.21) for DUL-treated patients compared to 1.80 (0.20) for those receiving PBO (<i>P</i> = 0.066). Mean changes in BPI worst pain, least pain, and current pain did not differ between groups (<i>P</i> > 0.10 for all). Mean changes in VAS overall pain did not differ between groups (values NR and <i>P</i> = NR)</p>	<p>Cardiovascular adverse events (high systolic BP): D1: 4.1 D2: 4.1 (High diastolic BP): D1: 1.6 D2: 5.5</p> <p>Changes in weight (decrease): D1: 7.1 D2: 0.7</p> <p>Constipation: D1: 9.2 D2: 6.4</p> <p>Diarrhea: D1: 17.7 D2: 10.6</p> <p>Dizziness: D1: 9.9 D2: 5.7</p> <p>Headache: D1: 14.2 D2: 13.5</p> <p>Insomnia: D1: 10.6 D2: 6.4</p> <p>Nausea: D1: 39.7 D2: 9.9</p> <p>Fatigue: D1: 16.3 D2: 1.4</p>	<p>Overall attrition rate: NR</p> <p>ITT Analysis Yes</p> <p>Quality rating: Fair</p>

Evidence Table 1. Randomized controlled trials and observational studies (continued)

Study Characteristics	Research Objective, Intervention, Duration, etc	Inclusion/Exclusion Outcome Measures	Population Characteristics	Health Outcome Results	Adverse Events
<p>Author, Year Brecht, 2007¹⁶¹</p> <p>Country and Setting Multinational, outpatient setting</p> <p>Funding Boehringer Ingelheim GmbH and Eli Lilly and Company</p> <p>Quality rating: Fair</p>	<p>Research objective To evaluate efficacy and safety of DUL in treatment of patients with moderate pain associated with depression.</p> <p>Drugs, Doses, and Range D1: DUL (40-60 mg 1-2 x daily): 60mg once daily (low) D2: PBO</p> <p>Fixed dose No</p> <p>Flexible dose No</p> <p>Dosages equivalent Yes</p> <p>Study design RCT</p> <p>Duration NR</p> <p>Type of depression MDD</p> <p>Intervention DUL PBO</p>	<p>Inclusion criteria:</p> <ul style="list-style-type: none"> Adults (age range): 18 years or older Diagnosed with MDD according to DSM-III or -IV MADRS: Total score of 20 or higher. CGIS: Moderately ill as measured by a score of 4 or higher. Other: Devoid of any diagnosed pain syndrome as per medical history and no further differential diagnostic work-up was performed. <p>Exclusion criteria:</p> <ul style="list-style-type: none"> Additional mental illnesses or organic mental disorder not related to depression (e.g., schizophrenia, bipolar): Current Axis I disorder (other than MDD); anxiety disorder as a primary diagnosis within past 6 months. Axis II disorder that could interfere with compliance with study protocol Illicit drug and alcohol abuse: History of substance abuse or dependence within a year of study entry; positive urine drug screen for drug abuse Clinically significant medical disease: 	<p>Groups similar at baseline Yes</p> <p>n = D1: 162 D2: 165</p> <p>Mean age, years D1: 48.1 D2: 52.3</p> <p>Sex, % female D1: 75.9 D2: 71.5</p> <p>Race, % white D1: 99.4 D2: 98.2</p> <p>Baseline HAM-A NR</p> <p>Insomnia, % NR</p> <p>Concomitant anergia, % NR</p> <p>Experienced prior depressive episodes, % NR</p>	<p>HAM-D NR</p> <p>MADRS D1: DUL D2: PBO</p> <p>n at baseline: D1: 162 D2: 165</p> <p>No. of remitters: D1: 52.6% D2: 28.9% <i>P</i> < 0.001</p> <p>Mean score at endpoint (SD): D1: 12.91 D2: 17.89</p> <p>CGI-S D1: DUL D2: PBO</p> <p>n at baseline: D1: 162 D2: 165</p> <p>Mean score change (SD): DUL: 46.1% rated as "normal" with a score of 1 or 2; 3.9% severely ill at week 8. PBO: 27.7% rated as "normal" with a score of 1 or 2; 6.9% severely ill at week 8/<i>P</i> > 0.001.</p> <p>CGI-I NR</p> <p>CGII No</p> <p>QOL scale BPI-SF Average Pain Subscale</p>	<p>Overall adverse events, %: D1: 55.6 D2: 45.5</p> <p>Constipation, %: D1: 5.6 D2: 1.2</p> <p>Diarrhea, %: D1: 4.3 D2: 1.8</p> <p>Dizziness, %: D1: 5.6 D2: 3.6</p> <p>Headache, %: D1: 7.4 D2: 9.1</p> <p>Insomnia, %: D1: 3.7 D2: 1.8</p> <p>Nausea, %: D1: 24.7 D2: 7.9</p> <p>Vomiting, %: D1: 4.3 D2: 1.2</p> <p>Attrition Overall attrition, %: 76</p> <p>Attrition rate, %: D1: 74.7 D2: 77.6</p> <p>Withdrawals due to adverse events, % D1: 10.5 D2: 5.5%</p> <p>Withdrawals due to lack of efficacy, %</p>

Evidence Table 1. Randomized controlled trials and observational studies (continued)

Study Characteristics	Research Objective, Intervention, Duration, etc	Inclusion/Exclusion Outcome Measures	Population Characteristics	Health Outcome Results	Adverse Events
		<p>Suicidal tendencies (acute or other): Basis of MADRS item 10 scoring</p> <ul style="list-style-type: none"> Other: Lack of response in current depressive episode to two or more adequate courses of antidepressant therapy.(in opinion of investigator)pain medication on a regular basis for last 6 monthsPer protocol patients were discontinued from study if their depression deteriorated during observation period (as judged by investigator) <p>Outcome measures</p> <ul style="list-style-type: none"> MADRS: Remission MADRS total score \leq 12. CGI-S or CGI-I: Normal classification was a score of 1 or 2 on CGI-S. Others: BPI-SF (24 hr average pain score (item 5). 		<p>Intervention: D1: DUL D2: PBO</p> <p>n at baseline: D1: 165 D2: NR</p> <p>Mean score change (SD): D1: General Activity Mean Change (SE): -1.18 (0.29)/ 95% CI, -1.76 to -0.60/ $P > 0.0001$ D2: NR</p> <p>Pain interference on functioning, so may not be a direct outcome measure of depressive episode on QOL item and only reported for DUL.</p> <p>Another QOL scale GSI Intervention: D1: DUL D2: PBO</p> <p>n at baseline: D1: 162 D2: 165</p> <p>Mean score at baseline (SD): NR</p> <p>Mean score at endpoint (SD): NR</p> <p>Mean score change (SD): D1: -0.65 (SE: 0.04) D2: -0.45 (SE: 0.05)</p> <p>Difference from PBO: Mean(SE)-0.21 (0.06)/ 95% CI, (-0.33 to -0.09)/</p>	<p>D1: NR D2: 9</p> <p>Comments NR</p>

Evidence Table 1. Randomized controlled trials and observational studies (continued)

Study Characteristics	Research Objective, Intervention, Duration, etc	Inclusion/Exclusion Outcome Measures	Population Characteristics	Health Outcome Results	Adverse Events
				<p><i>P</i>: 0.008</p> <p>Is adherence reported? NR</p> <p>Rate of adherence or compliance NR</p> <p>Additional Results: NR</p>	

Evidence Table 1. Randomized controlled trials and observational studies (continued)

Study Characteristics	Research Objective Duration Study Design	Inclusion/Exclusion	Baseline Characteristics	Health Outcome Results	Adverse Events (%)	Analysis and Quality Rating
<p>Author: Buckley and McManus, 2002¹⁷⁷</p> <p>Country and setting: UK Database</p> <p>Funding: NR</p>	<p>Research objective: To establish relative frequency with which VEN and other new antidepressants result in fatal poisoning</p> <p>Duration of study: 1993-1999 data</p> <p>Study design: NR</p> <p>Overall study N: 121,927</p> <p>Intervention: TCAs and related drugs Serotonergic drugs</p>	<p>Inclusion criteria:</p> <ul style="list-style-type: none"> Deaths due to acute poisoning of a single drug <p>Exclusion criteria: NR</p>	<p>Mean age (yrs): NR</p> <p>Sex (% female): NR</p> <p>Race (% white): NR</p> <p>Baseline HAM-A: NR</p> <p>Baseline HAM-D: NR</p>	<p>Among second generation antidepressants, VEN had highest fatal toxicity index (deaths/million prescriptions):</p> <p>VEN: 13.2 (9.2-18.5) FLUV: 3.0 (0.3-10.9) CIT: 1.9 (0.6-4.5) SER: 1.2 (0.5-2.4) FLUOX: 0.9 (0.5-1.4) PAR: 0.7 (0.4-1.3) NEF: 0 (0-6.4)</p> <p>Highest rate of fatal toxicity for VEN</p>	NR	<p>Overall attrition rate: N/A</p> <p>ITT Analysis NR</p> <p>Quality rating: Fair</p>

Evidence Table 1. Randomized controlled trials and observational studies (continued)

Study Characteristics	Research Objective Duration Study Design	Inclusion/Exclusion	Baseline Characteristics	Health Outcome Results	Adverse Events (%)	Analysis and Quality Rating
<p>Author: Burke et al., 2002¹⁷</p> <p>Country and setting: United States Multicenter (35 centers)</p> <p>Funding: Forest Laboratories</p>	<p>Research objective: To evaluate efficacy and tolerability of ESC in treatment of MDD</p> <p>Duration of study: 8 wks</p> <p>Study design: RCT</p> <p>Overall study N: 369</p> <p>Intervention: D1: PBO D2: ESC 10 mg/d D3: ESC 20 mg/d D4: CIT 40 mg/d</p>	<p>Inclusion criteria:</p> <ul style="list-style-type: none"> • Adults 18 to 65 • Diagnosed with MDD according to DSM-III or -IV • Minimum HAM-D score of at least 2 on item 1 (depressed mood) • Depressive episode ≥ 4 wks • MADRS ≥ 22 <p>Exclusion criteria:</p> <ul style="list-style-type: none"> • Pregnant • Lactating • Concomitant psychotherapeutic or psychotropic medications • Illicit drug and alcohol abuse • Suicidal tendencies • Any DSM-IV Axis I disorder other than MDD • Score at least 5 on item 10 of MADRS 	<p>Mean age (yrs): D1: 40.1 D2: 40.7 D3: 39.6 D4: 40.0</p> <p>Sex (% female): D1: 60 D2: 70 D3: 68 D4: 62</p> <p>Race (% white): NR</p> <p>Baseline (HAM-A): NR</p> <p>Mean HAM-D score at baseline: D1: 25.8 (5.9) D2: 24.3 (6.2) D3: 25.8 (5.7) D4: 25.9 (5.9)</p>	<p>Responders (50 % improvement in MADRS from baseline): 50% vs. 51.2% vs. 45.6% for ESC 10 mg/d, ESC 20 mg/d and CIT 40 mg/d, PBO treatment (27.7%, $P < 0.01$)</p> <p>For QOL, diff in mean change from baseline for ESC vs. PBO treatment was 2.4 for 10 mg/d group ($P = 0.04$) and 4.8 for 20 mg/d group ($P < 0.01$)</p> <p>ESC 10 mg/d was equally effective as CIT 40 mg/d on majority of outcome measures (MADRS, HAM-D, CGI-I, CGI-S)</p> <p>All treatment groups were sig more efficacious than PBO group</p>	<p>Overall adverse events: D1: 70.5 D2: 79 D3: 85.6 D4: 86.4</p> <p>Diarrhea: D1: 7 D2: 10 D3: 14 D4: 11</p> <p>Insomnia: D1: 3 D2: 10 D3: 14 D4: 11</p> <p>Nausea: D1: 6 D2: 21 D3: 14 D4: 22</p> <p>Sexual dysfunction : D1: 0 D2: 9 D3: 12 D4: 4</p>	<p>Overall attrition rate: 24%</p> <p>ITT analysis: Yes</p> <p>Quality rating: Fair</p>

Evidence Table 1. Randomized controlled trials and observational studies (continued)

Study Characteristics	Research Objective Duration Study Design	Inclusion/Exclusion	Baseline Characteristics	Health Outcome Results	Adverse Events (%)	Analysis and Quality Rating
<p>Author: Cassano et al., 2002¹⁸</p> <p>Country and setting: Italy Multicenter (38 centers)</p> <p>Funding: SmithKline, Beecham</p>	<p>Research objective: To assess effects of PAR and FLUOX on mood and cognitive function in depressed non-demented geriatric patients</p> <p>Duration of study: 1 yr</p> <p>Study design: RCT</p> <p>Overall study N: 242</p> <p>Intervention: D1: PAR: 20-40 mg/d D2: FLUOX: 20-60 mg/d</p>	<p>Inclusion criteria:</p> <ul style="list-style-type: none"> • Adults 18 or older • Minimum HAM-D score of 18 • ICD-10, mini mental state, Raskin, Covi Anxiety <p>Exclusion criteria:</p> <ul style="list-style-type: none"> • Additional mental illnesses or organic mental disorder not related to depression • Illicit drug and alcohol abuse • Clinically sig medical disease • Suicidal tendencies 	<p>Mean age (yrs): D1: 75.6 D2: 74.9</p> <p>Sex (% female): D1: 61 D2: 50</p> <p>Race (% white): NR</p> <p>Baseline (HAM-A): NR</p> <p>Baseline HAM-D: NR</p>	<p>Both treatment groups showed sig improvements in cognitive performance on all test scales</p> <p>No sig diffs between treatment groups and cognitive performance except for Buschke test at wk 3 and 6 where PAR showed a sig greater improvement on a number of tests</p> <p>Both treatment groups sig improved HAM-D total scores but overall no diffs in HAM-D improvement between treatment groups</p> <p>A Kaplan Meier analysis evaluating percentage of responders (HAM-D < 10) over time showed a sig diff in favor of PAR ($P < 0.03$)</p> <p>No sig diffs on CGI scores</p>	<p>Overall adverse events: D1: 27.6 D2: 32.8</p> <p>Cardiovascular adverse events: D1: 6.5 D2: 7.5</p>	<p>Overall attrition rate: 39.3%</p> <p>ITT Analysis No another type of analysis was used (define): Observed case</p> <p>Quality rating: Fair</p>

Evidence Table 1. Randomized controlled trials and observational studies (continued)

Study Characteristics	Research Objective Duration Study Design	Inclusion/Exclusion	Baseline Characteristics	Health Outcome Results	Adverse Events (%)	Analysis and Quality Rating
<p>Author: Chouinard et al., 1999¹⁹</p> <p>Country and setting: Canada Multicenter (8)</p> <p>Funding: SmithKline, Beecham</p>	<p>Research objective: To evaluate antidepressant and anxiolytic efficacy of PAR and FLUOX in patients with major depression</p> <p>Duration of study: 12 wks</p> <p>Study design: RCT</p> <p>Overall study N: 203</p> <p>Intervention: D1: PAR: 20-50 mg/d D2: FLUOX: 20-80 mg/d</p>	<p>Inclusion criteria:</p> <ul style="list-style-type: none"> Diagnosed with MDD according to DSM-III or -IV Minimum HAM-D score of 20 and score of 2 on HAM-D item 1 Depression symptoms for at least 1 mo <p>Exclusion criteria:</p> <ul style="list-style-type: none"> Pregnant or lactating Concomitant psychotherapeutic or psychotropic medications Additional mental illnesses or organic mental disorder Illicit drug and alcohol abuse Clinically sig medical disease ECT within last 2 mos Suicidal tendencies 	<p>Mean age (yrs): D1: 40.6 D2: 41.2</p> <p>Sex (% female): D1: 63.7 D2: 59.4</p> <p>Race (% white): D1: 95.1 D2: 98.0</p> <p>Baseline (HAM-A): NR</p> <p>Mean HAM-D score at baseline: D1: 25.91 (0.46) D2: 25.45 (0.46)</p>	<p>No statistically sig diffs in response rates: (LOCF endpoint) PAR: 67.0% FLUOX: 68.4%</p> <p>No statistically sig diffs in remission rates: (LOCF endpoint) PAR: 58.0% FLUOX: 59.2%</p> <p>Anxiety outcomes Improvements in Covi Anxiety Scale, State-Trait Anxiety Inventory, and HAM-D Anxiety/Somatization Factor were similar in 2 treatment groups (scores NR; <i>P</i> = NR)</p> <p>Mean improvement from baseline in HAM-D Psychic Anxiety item was 1.17 for PAR and 1.21 for FLUOX (<i>P</i> = 0.823). Improvement from baseline in HAM-D Agitation item was 0.40 for PAR and 0.39 for FLUOX (<i>P</i> = 0.978)</p>	<p>Changes in weight (decrease): D1: 11.9 D2: 2.9</p> <p>(increase): D1: 10.8 D2: 13.9</p> <p>Constipation: D1: 17.7 D2: 4.0</p> <p>Diarrhea: D1: 11.8 D2: 18.8</p> <p>Headache: D1: 36.3 D2: 36.6</p> <p>Insomnia: D1: 26.5 D2: 22.8</p> <p>Nausea: D1: 37.3 D2: 31.7</p> <p>Somnolence (fatigue): D1: 18.6 D2: 16.8</p> <p>Sexual dysfunction: D1: 10.8 of males D2: 7.3 of males</p> <p>Sweating (increase): D1: 5.9 D2: 13.7</p>	<p>Overall attrition rate: 36%</p> <p>ITT analysis: Yes</p> <p>Quality rating: Fair</p>

Evidence Table 1. Randomized controlled trials and observational studies (continued)

Study Characteristics	Research Objective Duration Study Design	Inclusion/Exclusion	Baseline Characteristics	Health Outcome Results	Adverse Events (%)	Analysis and Quality Rating
<p>Author: Claghorn and Feighner, 1993¹⁰⁷</p> <p>Country and setting: United States, outpatient</p> <p>Funding: SmithKline Beecham</p>	<p>Research objective: To compare effectiveness of PAR vs. IMI and PBO maintaining antidepressant response up to 1 yr after acute treatment response, and to compare tolerability and safety</p> <p>Duration of study: 1 yr</p> <p>Study design: 1-yr extension of a 6-wk PBO-controlled trial</p> <p>Overall study N: 219 of 717 patients randomized to acute phase continued in double-blind extension</p> <p>Intervention: D1: PAR: 10-50 mg/d D2: PBO</p>	<p>Inclusion criteria:</p> <ul style="list-style-type: none"> • Adults 18 or older • Diagnosed with MDD according to DSM-III or -IV • Minimum HAM-D score of 18 • Successful completion of 6-wk trial • Raskin Depression rating of 7+; Raskin score > Covi Anxiety score <p>Exclusion criteria:</p> <ul style="list-style-type: none"> • Concomitant psychotherapeutic or psychotropic medications • Additional mental illnesses or organic mental disorder • Clinically sig medical disease 	<p>Mean age (yrs): D1: 42.2 D2: 40.6</p> <p>Sex (% female): D1: 60.6 D2: 28.3</p> <p>Race (% white): D1: 87.2 D2: 89.1</p> <p>Baseline HAM-A: NR</p> <p>Baseline HAM-D (SD): D1: 9.9 D2: 8.7</p>	<p>Response rates = 63.8%(PAR) vs. 69.6% (PBO). HAM-D: declined from 26.2 to 9.9 during short-term trial, then stabilized over 1 yr in PAR group; declined from 26.4 to 10.1 during short-term, then to 6.3 at 1 yr in PBO group. CGI-S: 4.2 baseline to 2.0 at 1 yr (PAR) vs. 4.3 baseline to 1.6 at 1 yr (PBO)</p> <p>Relapse rates in responders: PAR 15%, PBO 25%</p>	<p>Constipation: D1: 19</p> <p>Diarrhea: D1: 17</p> <p>Dizziness: D1: 15</p> <p>Headache: D1: 21</p> <p>Insomnia: D1: 20</p> <p>Nausea: D1: 16</p> <p>Sexual dysfunctional (male ejaculation): D1: 16</p> <p>Somnolence (fatigue): D1: 20</p> <p>Sweating (increase): D1: 14</p>	<p>Overall attrition rate: NR</p> <p>ITT Analysis Yes</p> <p>Quality rating: Fair</p>

Evidence Table 1. Randomized controlled trials and observational studies (continued)

Study Characteristics	Research Objective Duration Study Design	Inclusion/Exclusion	Baseline Characteristics	Health Outcomes Results	Adverse Events	Analysis Quality Rating
<p>Author: Clayton et al., 2002¹⁸⁰</p> <p>Country and setting: US Multicenter 1101 primary care clinics)</p> <p>Funding: Glaxo Wellcome Inc.</p>	<p>Research objective: To estimate prevalence of sexual dysfunction among patients taking newer antidepressants</p> <p>Duration of study: N/A</p> <p>Study design: Cross-sectional survey</p> <p>Overall study N: 6,297</p> <p>Intervention: BUP: IR: 255.0; SR: 273.7 CIT: 24.9 FLUOX: 25.5 MIR: 28.6 NEF: 293.2 PAR: 23.3 SER: 81.4 VEN: Regular: 124.9; XR: 114.9</p>	<p>Inclusion criteria:</p> <ul style="list-style-type: none"> Adults 18+ Taking monotherapy for depression (no TRA in addition, e.g. with one of newer antidepressants earlier specified, sexually active within last 12 mos, willing to discuss his/her sexual functioning with physician <p>Exclusion criteria:</p> <ul style="list-style-type: none"> Concomitant psychotherapeutic or psychotropic medications Taking monotherapy antidepressants for reason other than treatment of depression 	<p>Mean age (years): NR</p> <p>Sex (% female): NR</p> <p>Race (% white): NR</p> <p>Baseline (HAM-A): NR</p> <p>Baseline HAM-D:</p>	<p>Overall population: BUP IR (22%) and SR (25%) and NEF (28%) were associated with lowest risk for sexual dysfunction</p> <p>Highest rates in PAR (43%) and MIR (41%) groups</p> <p>CSFQ scores averaged 24% for all antidepressants combined and ranged from 7% (BUP SR) to 30% (CIT and VEN XR)</p> <p>Patients aged 50-59 had sigly higher odds of having sexual dysfunction compared with reference age group of 20 to 29 yr. old patients. OR, 1.42 (95 CI, 1.14-179)</p>	N/A	<p>Overall attrition rate: NR</p> <p>ITT Analysis N/A</p> <p>Quality rating: Fair</p>

Evidence Table 1. Randomized controlled trials and observational studies (continued)

Study Characteristics	Research Objective, Intervention, Duration, etc	Inclusion/Exclusion Outcome Measures	Population Characteristics	Health Outcome Results	Adverse Events
Author, Year Clayton et al., 2006 ¹⁸¹ Country and Setting United States, multicenter Funding GlaxoSmithKline Quality rating: Fair	Research objective To compare effects on sexual functioning and antidepressant efficacy of once-daily BUP XL and ESC in adults with MDD. Drugs, Doses, and Range D1: BUP XL (150-450 mg 1 x daily); 150 mg 1x daily week 1 (low); 300 mg 1 x daily during weeks 2 to 4 (medium); on week 5, daily dose could be increased to 450 mg (high) if additional efficacy was desired D2: ESC (10-20 mg 1 x daily): 10 mg 1 x daily during weeks 1 to 4 (low); ESC dose could be increased to 20 mg 1 x daily (medium) for weeks 5 to 8 if additional efficacy was needed\ D3: PBO Fixed dose No Flexible dose Yes Dosages equivalent No Study design RCT Duration 8 weeks Type of depression MDD	Inclusion criteria: <ul style="list-style-type: none"> Adults (age range): ≥ 18 years Diagnosed with MDD according to DSM-III or -IV HAM-D: HAM-D-17 total score ≥ 19 at screening and on the day of randomization to treatment Currently experiencing a MDE lasting ≥ 12 weeks and < 2 years, but were otherwise healthy Normal orgasm function as assessed by investigator interview and were willing to discuss their sexual functioning with investigator and engaged in sexual activity leading to orgasm at least once every 2 weeks. Patients who had a sexual desire disorder were eligible for study if investigator considered it to be secondary to MDE. Exclusion criteria: <ul style="list-style-type: none"> Additional mental illnesses or organic mental disorder not related to depression (e.g., schizophrenia, bipolar): A diagnosis of bipolar I or II disorder, 	Groups similar at baseline Yes n = Pooled D1: 276 D2: 281 D3: 273 Mean age, years Pooled D1: 37 D2: 36 D3: 36 Sex, % female Pooled D1: 58 D2: 57 D3: 60 Race, % white Pooled D1: 70 D2: 68 D3: 70 Baseline HAM-A NR Insomnia, % NR Concomitant anergia, % NR Experienced prior depressive episodes, % D1: 100 D2: 100 D3: 100	NR	Constipation, %: D1: 9 D2: 3 D3: 6 Insomnia, %: D1: 14 D2: 10 D3: 8 Sexual dysfunction, %: Orgasm dysfunction: Pooled D1: 15 D2: 30 D3: 9 Worsening sexual function: Pooled D1: 20 D2: 36 D3: 15 Withdrawals due to adverse events, % Pooled: D1: 6 D2: 4 D3: 5 Study 1: D1: 3 D2: 5 D3: 5 Study 2: D1: 10 D2: 3 D3: 5 Withdrawals due to lack of efficacy, % D1: NR D2: NR

Evidence Table 1. Randomized controlled trials and observational studies (continued)

Study Characteristics	Research Objective, Intervention, Duration, etc	Inclusion/Exclusion Outcome Measures	Population Characteristics	Health Outcome Results	Adverse Events
	Intervention BUP XL ESC PBO	schizophrenia, or other psychotic disorders <ul style="list-style-type: none"> • Suicidal tendencies (acute or other): history of attempted suicide within 6 months before screening. • Any sexual dysfunction at screening or at randomization except sexual desire disorder related to depression as determined by structured investigator interview • History or current diagnosis of anorexia nervosa, bulimia, seizure disorder, or brain injury • Diagnosis of panic disorder, obsessive-compulsive disorder, posttraumatic stress disorder, or acute stress disorder within 12 months before study entry Outcome measures <ul style="list-style-type: none"> • HAM-D: HAM-D-17 • CGI-S or CGI-I • CSFQ (secondary endpoint) • HAD 			D3: NR Comments NR

Evidence Table 1. Randomized controlled trials and observational studies (continued)

Study Characteristics	Research Objective, Intervention, Duration, etc	Inclusion/Exclusion Outcome Measures	Population Characteristics	Health Outcome Results	Adverse Events
<p>Author, Year Clayton et al., 2007¹⁸²</p> <p>Country and Setting United States, multicenter (36 psychiatric clinical settings)</p> <p>Funding Eli Lilly and Company</p> <p>Quality rating: Good</p>	<p>Research objective Comparisons of changes in sexual functioning for DUL and ESC in which primary objective was to compare onset of antidepressant action for DUL 60 mg/day with that of ESC 10 mg/day. secondary objection was to compare differential drug effects on sexual functioning over acute and longer-term course of study.</p> <p>Drugs, Doses, and Range D1: DUL (40-60 mg 1-2 x daily): 60 mg/day (medium) for initial eight-week acute-treatment phase; DUL 60-120 mg/day (medium-high) during extension phase D2: ESC (10-20 mg 1 x daily): 10 mg/day (low) for initial 8-week acute-treatment phase; 10-20 mg/day (low-high) during extension phase D3: PBO</p> <p>Fixed dose Yes</p> <p>Flexible dose Yes</p> <p>Dosages equivalent No</p> <p>Study design RCT</p> <p>Duration 8 months- included initial 8-week, acute-treatment phase</p>	<p>Inclusion criteria:</p> <ul style="list-style-type: none"> Adults (age range): ≥ 18 years of age Diagnosed with MDD according to DSM-III or -IV MADRS: total score ≥ 22 CGI-S: ≥ 4 <p>Exclusion criteria:</p> <ul style="list-style-type: none"> Additional mental illnesses or organic mental disorder not related to depression (e.g., schizophrenia, bipolar): Illicit drug and alcohol abuse: history of substance dependence within past 6 months Clinically significant medical disease: Investigational drug use within last: A history of a lack of response, at any time, to an adequate trial of DUL (≥ 60 mg/day for ≥ 4 weeks), ESC (≥ 10 mg/day for ≥ 4 weeks), or CIT (≥ 20 mg/day for ≥ 4 weeks) ECT or transcranial magnetic stimulation within past year Suicidal tendencies (acute or other): serious suicidal risk Any current primary Axis I disorder other than MDD Any anxiety disorder as 	<p>Groups similar at baseline Yes</p> <p>n = D1: 273 D2: 274 D3: 137</p> <p>Mean age, years D1: 41.1 D2: 43.3 D3: 42.5</p> <p>Sex, % female D1: 63.4 D2: 67.9 D3: 63.5</p> <p>Race, % white D1: 75.5 D2: 77.4 D3: 82.5</p> <p>Baseline HAM-A NR</p> <p>Insomnia, % NR</p> <p>Concomitant anergia, % NR</p> <p>Experienced prior depressive episodes, % NR</p> <p>Comments: The mean age of patients in DUL treatment group was significantly lower than that in ESC (41.1 years vs. 43.3 years; <i>P</i>: 0.036). CGI-S means (SD) for treatment groups were reported at baseline. results are as follow: DUL</p>	<p>HAM-D NR.</p> <p>MADRS NR</p> <p>CGI-S NR</p> <p>CGI-I NR</p> <p>CGII No</p> <p>QOL scale NR</p> <p>Another QOL scale NR</p> <p>Is adherence reported? NR</p> <p>Rate of adherence or compliance NR</p> <p>Additional Results: At end point of acute-treatment phase (8 weeks or last observation), categorical assessment of changes in global sexual functioning in DUL-treated male patients showed that 54.4% reported improvement, 8.9% reported no change, and 36.7% reported worsening; whereas in ESC-treated male patients, 34.2% reported improvement, 6.6% reported no change, and 59.2% reported worsening (<i>P</i> = 0.019 DUL vs. ESC).</p>	<p>Overall adverse events, %: NR</p> <p>Attrition Overall attrition, %: Overall rate of attrition (8-months) = 65.8. rate of attrition for acute treatment phase (initial 8 weeks) = 28.5.</p> <p>Attrition rate, %: 8 weeks: D1: 31.9 D2: 24.5 D3: 29.9</p> <p>8 months: D1: 63.7 D2: 55.8 D3: 89.8*</p> <p>Withdrawals due to adverse events, % Sexual side effects at 8 months: D1: 0.7 D2: 2.6 D3: NR</p> <p>Withdrawals due to lack of efficacy, % D1: NR D2: NR D3: NR</p> <p>Comments Over 8-month course of study, withdrawal rates for sexual side effects did not differ for DUL (2/273) compared with ESC (7/274) (<i>P</i> = 0.07). Due to attrition and PBO rescue, number of PBO-treated</p>

Evidence Table 1. Randomized controlled trials and observational studies (continued)

Study Characteristics	Research Objective, Intervention, Duration, etc	Inclusion/Exclusion Outcome Measures	Population Characteristics	Health Outcome Results	Adverse Events
	<p>+ 24-week, double-blind, extension phase</p> <p>Type of depression MDD</p> <p>Intervention D1: DUL 60 mg QD D2: ESC 10 mg QD D3: PBO</p>	<p>a primary diagnosis within past 6 months</p> <ul style="list-style-type: none"> • Treatment-resistant depression • Current and primary Axis II disorder that could interfere with compliance with study protocol • Initiating, stopping, or changing psychotherapy during study • Treatment with MAOI within 14 days prior to visit 2; treatment with FLUOX within 30 days prior to visit 2. <p>Outcome measures</p> <ul style="list-style-type: none"> • HAM-D-17 • CSFQ 	<p>60 mg QD: 4.2 (0.7); ESC 10 mg QD: 4.2 (0.7); and PBO: 4.2 (0.7).</p>		<p>patients significantly decreased after acute treatment.</p>

Evidence Table 1. Randomized controlled trials and observational studies (continued)

Study Characteristics	Research Objective, Intervention, Duration, etc	Inclusion/Exclusion	Population Characteristics	Health Outcome Results	Adverse Events
Author, Year Claxton et al. 2000 ¹⁷⁹ Country and Setting UK, , multicenter – primary care Funding Eli Lilly Quality rating: Fair	Research objective – To assess differences in adherence between daily and weekly dosing of Fluox Drugs, Doses, and Range D1: Fluox 90 mg weekly D2: Fluox 20 mg daily Fixed dose - yes Flexible dose - No Dosages equivalent - Yes Study design – RCT, open-label Duration – 3 months Type of depression • MDD	Inclusion criteria: • Adults; • Diagnosed with MDD and treated with 20 mg fluox daily successfully for 6-16 wweks Exclusion criteria: • NR	Groups similar at baseline n = D1: 56 D2: 53 Mean age, years Overall:46 Sex, % female Overall 83: Race, % white Overall 100: Baseline HAM-A NR Insomnia, % NR Concomitant anergia, % NR Experienced prior depressive episodes, % NR Comments: NR	HAM-D - NR MADRS - NR CGI-S - NR CGI-I NR QOL scale NR Is adherence reported? Yes Rate of adherence or compliance D1: 87.5% D2: 79.4%	Attrition Overall attrition, %: 14.3 Withdrawals due to adverse events, % D1: 1.8 D2: 1.9 Withdrawals due to lack of efficacy, % D1: 10.7 D2: 3.8

Evidence Table 1. Randomized controlled trials and observational studies (continued)

Study Characteristics	Research Objective Duration Study Design	Inclusion/Exclusion	Baseline Characteristics	Health Outcomes Results	Adverse Events (%)	Analysis Quality Rating
<p>Author: Coleman et al., 1999²⁰</p> <p>Country and setting: United States Multicenter (9 centers)</p> <p>Funding: Glaxo Wellcome Inc</p>	<p>Research objective: To compare sexual functioning as well as safety and efficacy of BUP SR and SER</p> <p>Duration of study: 8 wks</p> <p>Study design: RCT</p> <p>Overall study N: 240</p> <p>Intervention: D1: SER: 50-200 mg/d D2: BUP: 150-400 mg/d D3: PBO</p>	<p>Inclusion criteria:</p> <ul style="list-style-type: none"> Adults 18+ Diagnosed with MDD according to DSM-III or -IV Minimum HAM-D score of 18 Be in a stable relationship, have normal sexual functioning, and sexual activity at least once every 2 wks Currently experiencing recurrent major episode of depression <p>Exclusion criteria:</p> <ul style="list-style-type: none"> Pregnant Lactating Concomitant psychotherapeutic or psychotropic medications Illicit drug and alcohol abuse Suicidal tendencies 	<p>Mean age (yrs): D1: 38.3 D2: 38.1 D3: 38.5</p> <p>Sex (% female): D1: 54 D2: 56 D3: 59</p> <p>Race (% white): D1: 92 D2: 87 D3: 88</p> <p>Baseline (HAM-A): NR</p> <p>Baseline HAM-D: D1: 34.5 D2: 34.8 D3: 34.0</p>	<p>Mean HAM-D scores in BUP SR but not SER group were statistically better than PBO (by day 28 $P < 0.05$)</p> <p>Sig fewer BUP SR patients had sexual desire disorder than SER patients ($P < 0.05$)</p> <p>Orgasm dysfunction occurred sig more in SER patients compared with PBO or BUP SR patients ($P < 0.05$)</p> <p>Diagnosed with at least one sexual dysfunction: SER: 39%, BUP SR: 13%, PBO: 17%</p> <p>Sig more BUP patients were satisfied with their sexual functioning (endpoint BUP 85% vs. SER 62%; $P < 0.05$)</p> <p>Mean Compliance: Tablet: PBO: 96.1%, BUP 96.4%, SER 97.1% Capsule: PBO: 98.4%, 97.9%, SER 98.3%</p>	<p>Diarrhea: D1: 12 D2: 18</p> <p>Headache: D1: 34 D2: 27</p> <p>Insomnia: D1: 20 D2: 17</p> <p>Nausea: D1: 19 D2: 23</p> <p>Sexual dysfunction: D1: 39 D2: 13</p>	<p>Overall attrition rate: 30%</p> <p>ITT Analysis Yes</p> <p>Quality rating: Fair</p>

Evidence Table 1. Randomized controlled trials and observational studies (continued)

Study Characteristics	Research Objective Duration Study Design	Inclusion/Exclusion	Baseline Characteristics	Health Outcomes Results	Adverse Events (%)	Analysis Quality Rating
<p>Author: Coleman et al., 2001²¹</p> <p>Country and setting: United States Multicenter (15 centers)</p> <p>Funding: Glaxo Wellcome</p>	<p>Research objective: Comparison of BUP, FLUOX and PBO on safety, efficacy and sexual functioning in patients with recurrent major depression</p> <p>Duration of study: 8 wks</p> <p>Study design: RCT</p> <p>Overall study N: 456</p> <p>Intervention: D1: FLUOX: 20-60 mg/d (26) D2: BUP: 150-400 mg/d (319) D3: PBO</p>	<p>Inclusion criteria:</p> <ul style="list-style-type: none"> Adults Diagnosed with MDD according to DSM-III or -IV Minimum HAM-D score of 20 Have sexual activity at least once every 2 wks Currently experiencing episode lasting 2 to 24 mos Currently in a stable relationship <p>Exclusion criteria:</p> <ul style="list-style-type: none"> Pregnant Lactating Concomitant psychotherapeutic or psychotropic medications Illicit drug and alcohol abuse Suicidal tendencies 	<p>Mean age (yrs): D1: 37.1 D2: 36.6 D3: 36.7</p> <p>Sex (% female): D1: 66 D2: 63 D3: 61</p> <p>Race (% white): D1: 82 D2: 83 D3: 82</p> <p>Baseline (HAM-A): NR</p> <p>Baseline HAM-D: D1: 24.6 D2: 24.5 D3: 24.4</p>	<p>More BUP SR remitters (47%) compared to PBO (32%)</p> <p>Orgasm dysfunction occurred sig more in FLUOX patients compared with PBO or BUP SR patients ($P < 0.001$)</p> <p>At endpoint, more FLUOX treated patients had sexual desire disorder than BUP SR treated patients ($P < 0.05$)</p> <p>Sig more buproion SR-treated patients were satisfied with sexual function (analysis only for patients satisfied at baseline; no data reported) $P < 0.05$</p> <p>Compliance: 96.8% to 98.8% in all groups</p>	<p>Diarrhea: D1: 12 D2: 9 D3: 9</p> <p>Headache: D1: 31 D2: 28 D3: 20</p> <p>Insomnia: D1: 15 D2: 21 D3: 10</p> <p>Nausea: D1: 12 D2: 21 D3: 16</p> <p>Somnolence (fatigue): D1: 11 D2: 3 D3: 4</p>	<p>Overall attrition rate: 34%</p> <p>ITT Analysis Yes</p> <p>Quality rating: Fair</p>

Evidence Table 1. Randomized controlled trials and observational studies (continued)

Study Characteristics	Research Objective Duration Study Design	Inclusion/Exclusion	Baseline Characteristics	Health Outcome Results	Adverse Events (%)	Analysis and Quality Rating
<p>Author: Colonna, et al., 2005²²</p> <p>Country and setting: Multinational Primary care centers</p> <p>Funding: H Lundbeck A/S, Denmark</p>	<p>Research objective: Compare efficacy and safety of ESC to CIT in patients with moderate to severe MDD</p> <p>Duration of study: 24 wks</p> <p>Study design: RCT</p> <p>Overall study N: 357</p> <p>Intervention: D1: ESC: 10 mg/d D2: CIT: 20 mg/d</p>	<p>Inclusion criteria:</p> <ul style="list-style-type: none"> • Adults 18 to 65 • Diagnosed with MDD according to DSM-III or -IV • MADRS ≥ 22 and < 40 <p>Exclusion criteria:</p> <ul style="list-style-type: none"> • Pregnant • Lactating • Concomitant psychotherapeutic or psychotropic medications or ECT • Additional mental illnesses or organic mental disorder • Illicit drug and alcohol abuse • Clinically sig medical disease • History of severe drug allergy • Had lack of response to more than 1 antidepressant treatment 	<p>Mean age (yrs): D1: 46 D2: 46</p> <p>Sex (% female): D1: 127 (73) D2: 138 (76)</p> <p>Race (% white): NR</p> <p>Baseline (HAM-A): NR</p> <p>Mean HAM-D score at baseline: NR</p>	<p>MADRS responders: Wk 8: ESC: 63% vs. CIT 55% Wk 24: ESC 80%; CIT 78%</p> <p>MADRS remitters: Wk 8: ESC 55% vs. CIT 45% Wk 24: ESC 76%; CIT 71%</p> <p>CGI-S mean change: ESC -2.49 CIT -2.24</p>	<p>Overall adverse events: D1: 62.9 D2: 72</p> <p>Changes in weight (increase): D1: 1.1 D2: 6.6</p> <p>Headache: D1: 6.9 D2: 8.8</p> <p>Nausea: D1: 16 D2: 9.9</p>	<p>Overall attrition rate: 17.7%</p> <p>ITT analysis: Yes</p> <p>Quality rating: Fair</p>

Evidence Table 1. Randomized controlled trials and observational studies (continued)

Study Characteristics	Research Objective, Intervention, Duration, etc.	Inclusion/Exclusion	Population Characteristics	Health Outcome Results	Adverse Events
<p>Author, Year Corya et al., 2006¹⁰⁸</p> <p>Country and Setting Multinational (90 sites in 16 countries)</p> <p>Funding Lilly Research Laboratories</p> <p>Quality Rating Fair for KQ2 Poor for KQ1</p>	<p>Research objective To compare efficacy of Olanzapine/FLUOX combination, Olanzapine, FLUOX, and VEN in a TRD population</p> <p>Drugs, Doses, and Range D1: FLUOX 25 or 50 mg/day, mean 37.5 mg/day (medium dose) D2: VEN XR 75-375 mg/day, mean 275.4 mg/day (medium dose)</p> <p>Other (augmentation): Benzodiazepine use, % of subjs; mean mg/day (SD): FLUOX: 70%; 1.99 (1.31),</p> <p>Study design RCT</p> <p>n 483, of which 119 are of interest (VEN continuation and FLUOX monotherapy)</p> <p>Duration 12 weeks randomized to FLUOX or VEN, but VEN group had 7 weeks of open label lead-in plus 5-9 days of pseudo taper</p> <p>Type of depression Major depressive disorder</p>	<p>Inclusion criteria</p> <ul style="list-style-type: none"> Diagnosed with MDD according to DSM-III or -IV: single episode or recurrent w/out psychotic features CGI \geq 4; documented history or a failure to achieve a satisfactory response to a SSRI after 6 weeks MADRS: subjects who displayed less than 30% improvement in MADRS total score during 7-wk lead-in phase <p>Exclusion criteria</p> <ul style="list-style-type: none"> Pregnant Lactating Concomitant psychotherapeutic or psychotropic medications: except benzodiazepines (permitted at doses up to an equivalent of 4 mg of lorazepam per day) Additional mental illnesses or organic mental disorder not related to depression (e.g., schizophrenia, bipolar) schizophrenia, schizoaffective disorder, other psychotic disorders, bipolar I disorder, bipolar II disorder, posttraumatic stress disorder MDD w/seasonal pattern; dissociative disorders 	<p>Groups similar at baseline No, VEN group received drug 7-weeks longer (lead-in phase); larger female population (72.5%)</p> <p>n = D1: 60 D2: 59 Overall: 483</p> <p>Mean age, years Overall: 45.7</p> <p>Sex, % female Overall: 72.5</p> <p>Race, % white Overall: 89.9</p> <p>Baseline HAM-A Overall: 17.5</p> <p>Insomnia, %: Overall: NR</p> <p>Concomitant anergia, % Overall: NR</p> <p>Experienced prior depressive episodes, % Overall: 51.4 (> 3 MDD episodes over lifetime); 22.2 (> 2 MDD episodes over past 24 mos)</p>	<p>HAM-D</p> <p>Responders, n: D1: 19 D2: 29</p> <p>Remitters, n: D1: 10 D2: 13</p> <p>Mean score at baseline (SD): D1: 30 D2: 30</p> <p>Mean score at endpoint (SD): D1: 18.3 D2: 16.27</p> <p>Mean score change (SE): D1: -11.70 (1.14) D2: -13.73 (1.16)</p> <p>Mean score at baseline is for all study arms (n = 483).</p> <p>CGI-S NR</p> <p>CGI-I NR</p> <p>CGI NR</p> <p>QOL scale NR</p> <p>Adherence Rate of compliance, % D1: 98 D2: 97</p>	<p>Overall rate of attrition, % 22.7</p> <p>Attrition rate, % D1: 20 D2: 25.4</p> <p>Withdrawals due to adverse events, % D1: 5 D2: 1.7</p> <p>Attrition due to lack of efficacy, % D1: 6.7 D2: 11.9</p> <p>Additional comments Lost to follow up, % D1: 1.7 D2: 3.4 Other FLUOX (6.7) Other VEN (8.5)</p> <p>Overall adverse events, %: D1: 5 D2: 1.7</p> <p>Weight gain, %: D1: 13 D2: 5</p> <p>Dizziness, %: D1: 10 D2: 5</p> <p>Headache, %: D1: 17 D2: 17</p> <p>Somnolence (fatigue), %: D1: 5 D2: 8</p>

Evidence Table 1. Randomized controlled trials and observational studies (continued)

Evidence Table 1. Randomized controlled trials and observational studies (continued)

Study Characteristics	Research Objective Duration Study Design	Inclusion/Exclusion	Baseline Characteristics	Health Outcome Results	Adverse Events (%)	Analysis and Quality Rating
<p>Author: Costa e Silvia, 1998²³</p> <p>Country and setting: South America Multicenter</p> <p>Funding: Wyeth-Ayerst International</p>	<p>Research objective: Safety and efficacy of VEN vs. FLUOX in patients with depression in Latin America and Brazil</p> <p>Duration of study: 8 wks</p> <p>Study design: RCT</p> <p>Overall study N: 382</p> <p>Intervention: D1: VEN: 75-225 mg/d D2: FLUOX: 20-40 mg/d</p>	<p>Inclusion criteria:</p> <ul style="list-style-type: none"> • Adults 18 to 60 • Diagnosed with MDD according to DSM-III or -IV • Minimum HAM-D score of 20 <p>Exclusion criteria:</p> <ul style="list-style-type: none"> • Pregnant • Lactating • Additional mental illnesses or organic mental disorder • Illicit drug and alcohol abuse • Clinically sig medical disease • Investigational drug use within last 30 days • Suicidal tendencies 	<p>Mean age (yrs): D1: 40.5 D2: 39.8</p> <p>Sex (% female): D1: 80.1 D2: 77.4</p> <p>Race (% white): NR</p> <p>Baseline (HAM-A): NR</p> <p>Mean HAM-D score at baseline: NR</p>	<p>HAM-D and MADRS scores decreased sig in both treatment groups ($P < 0.05$)</p> <p>No sig diffs between treatment groups in primary efficacy measures (HAM-D, MADRS, CGI)</p> <p>Global response NR ($P = 0.15$)</p> <p>Remission was observed in 60.2% of patients in each group</p> <p>Patients who increased dose to VEN 150 mg and FLUOX 40 mg after 3 wks sig more achieved CGI score of 1 in VEN group ($P < 0.05$)</p>	<p>Overall adverse events: D1: 69.4 (whole study) D2: 65 (whole study)</p> <p>Dizziness: D1: 8.3 D2: 3.2</p> <p>Headache: D1: 11.3 D2: 7</p> <p>Insomnia: D1: 6.2 D2: 8.1</p> <p>Nausea: D1: 28.9 D2: 18.9</p> <p>Somnolence (fatigue): D1: 8.3 D2: 1.6</p>	<p>Overall attrition rate: 12.3%</p> <p>ITT analysis: Yes</p> <p>Quality rating: Fair</p>

Evidence Table 1. Randomized controlled trials and observational studies (continued)

Study Characteristics	Research Objective Duration Study Design	Inclusion/Exclusion	Baseline Characteristics	Health Outcomes Results	Adverse Events (%)	Analysis Quality Rating
<p>Author: Croft et al., 1999²⁴</p> <p>Country and setting: United States Multicenter (8 centers)</p> <p>Funding: Glaxo Wellcome</p>	<p>Research objective: Comparison of efficacy and effects on sexual functioning of depressed patients using BUP, SER, or PBO</p> <p>Duration of study: 8 wks</p> <p>Study design: RCT</p> <p>Overall study N: 239</p> <p>Intervention: D1: SER: 50-200 mg/d (mean = 121) D2: BUP: 150-400 mg/d (mean = 293) D3: PBO</p>	<p>Inclusion criteria:</p> <ul style="list-style-type: none"> Adults 18 and over Diagnosed with MDD according to DSM-III or -IV Minimum HAM-D score of 18 In stable relationship Have normal sexual functioning and sexual activity at least once every 2 wks Current depressive episode of 8 wks to 24 mos <p>Exclusion criteria:</p> <ul style="list-style-type: none"> Pregnant Lactating Concomitant psychotherapeutic or psychotropic medications Illicit drug and alcohol abuse Suicidal tendencies 	<p>Mean age (yrs): D1: 36.0 D2: 35.9 D3: 37.4</p> <p>Sex (% female): D1: 50 D2: 51 D3: 50</p> <p>Race (% white): D1: 87 D2: 86 D3: 88</p> <p>Baseline (HAM-A): NR</p> <p>Baseline HAM-D: NR</p>	<p>Mean HAM-D scores in both BUP and SER group were statistically better than PBO ($P < 0.05$)</p> <p>At day 56, both BUP and SER had higher sexual arousal disorder ($P < 0.05$) than PBO</p> <p>Orgasmic dysfunction occurred sig more in SER patients compared with PBO or BUP patients ($P < 0.001$)</p> <p>Beginning at day 7 through day 42 sig more BUP patients were satisfied with their overall sexual functioning. At day 56 no sig diff between treatment groups (BUP 75% vs SER 65%; $P < 0.05$)</p> <p>Compliance: BUP 98% SER 97.2% PBO 97.9%</p> <p>Endpoint: RRR, 0.29 RD: 0.10 NNT: 10</p>	<p>Diarrhea: D1: 26 D2: 7 D3: 11</p> <p>Headache: D1: 40 D2: 34 D3: 30</p> <p>Insomnia: D1: 18 D2: 13 D3: 4</p> <p>Nausea: D1: 31 D2: 18 D3: 10</p> <p>Somnolence (fatigue): D1: 17 D2: 3 D3: 6</p>	<p>Overall attrition rate: 32%</p> <p>ITT Analysis Yes</p> <p>Quality rating: Fair</p>

Evidence Table 1. Randomized controlled trials and observational studies (continued)

Study Characteristics	Research Objective Duration Study Design	Inclusion/Exclusion	Baseline Characteristics	Health Outcome Results	Adverse Events (%)	Analysis and Quality Rating
<p>Author: Cunningham et al., 1994²⁶</p> <p>Country and setting: 5 United States sites and 1 in Montreal, Canada Multicenter</p> <p>Funding: Wyeth-Ayerst Research</p>	<p>Research objective: To compare efficacy and safety of VEN, TRA, and PBO in outpatients with major depression</p> <p>Duration of study: Short-term study: 6 wks Long-term study: 1 yr</p> <p>Study design: RCT</p> <p>Overall study N: 225</p> <p>Intervention: D1: VEN: 156-160 mg/d D2: TRA: 294-300 mg/d D3: PBO</p>	<p>Inclusion criteria:</p> <ul style="list-style-type: none"> • Adults 18 or older • Diagnosed with MDD according to DSM-III or -IV • Minimum HAM-D score of 20 • Must have major depression • Symptoms for at least 1 mo prior to initial visit <p>Exclusion criteria:</p> <ul style="list-style-type: none"> • Pregnant • Lactating • Concomitant psychotherapeutic or psychotropic medications • Additional mental illnesses or organic mental disorder • Illicit drug and alcohol abuse • Clinically sig medical disease • Investigational drug use within last 2 yrs • ECT within last 14 days • Suicidal tendencies • No formal psychotherapy allowed during study period 	<p>Mean age (yrs): NR</p> <p>Sex (% female): NR</p> <p>Race (% white): NR</p> <p>Baseline (HAM-A): NR</p> <p>Mean HAM-D score at baseline: D1: 25.02 D2: 24.66 D3: 24.41</p>	<p>Results for HAM-D, MADRS, CGI available (results below)</p> <p>At wk 6, CGI response rates based on score of 1 or 2 were 72% for VEN group and 60% for TRA group ($P \leq 0.05$)</p>	<p>Overall adverse events: D1: 18 D2: 23 D3: 4</p> <p>Constipation: D1: 22 D2: 9 D3: 4</p> <p>Dizziness: D1: 17 D2: 36 D3: 5</p> <p>Nausea: D1: 44 D2: 19 D3: 5</p> <p>Somnolence (fatigue): D1: 43 D2: 61 D3: 12</p> <p>Sweating (increase): D1: 12 D2: 3 D3: 1</p>	<p>Overall attrition rate: 33.78%</p> <p>ITT analysis: Yes</p> <p>Quality rating: Fair</p>

Evidence Table 1. Randomized controlled trials and observational studies (continued)

Study Characteristics	Research Objective, Intervention, Duration, etc	Inclusion/Exclusion	Population Characteristics	Health Outcome Results	Adverse Events
<p>Author, Year Cunningham, 1997²⁵</p> <p>Country and Setting USA. Multicenter</p> <p>Funding Wyeth-Ayerst Research</p> <p>Quality rating: Fair</p>	<p>Research objective Comparison of the efficacy and safety of once-daily Venlafaxine extended release (XR) and immediate release versus placebo</p> <p>Drugs, Doses, and Range D1: Venlafaxine XR 75-150 mg D2: Venlafaxine IR 75-150 mg D3: Placebo</p> <p>Fixed dose</p> <p>Flexible dose - yes</p> <p>Dosages equivalent - yes</p> <p>Study design – RCT (m-ITT)</p> <p>Duration – 12 weeks</p> <p>Type of depression</p> <ul style="list-style-type: none"> • MDD 	<p>Inclusion criteria:</p> <ul style="list-style-type: none"> • Outpatients aged 18 years or older • <i>DSM-III-R</i> criteria for a major depressive episode; • minimum baseline score of 20 on HAM-D 21 • not more than a 20% decrease in score between screening and baseline; and had symptoms of depression for at least one month <p>Exclusion criteria:</p> <ul style="list-style-type: none"> • lactating • or of childbearing potential with a positive pregnancy test • history of clinically significant medical disease or clinically significant abnormalities • acute suicidal tendencies; • History of a seizure disorder; presence of an organic mental disorder; bipolar disorder; or a history of any psychotic disorder not associated with depression • Any investigational drug, antipsychotic drug, or ECT within 30 days, fluoxetine within 21 days, or monoamine oxidase inhibitor, • paroxetine, or sertraline 	<p>Groups similar at baseline - yes</p> <p>n = D1: 92 D2: 87 D3: 99</p> <p>Mean age, years D1: 39.7 D2: 42.8 D3: 39.7</p> <p>Sex, % female D1: 63 D2: 67 D3: 59</p> <p>Race, % white NR</p> <p>Baseline HAM-A NR</p> <p>Insomnia, % NR</p> <p>Concomitant anergia, % NR</p> <p>Experienced prior depressive episodes, %</p> <p>Comments: NR</p>	<p>HAM-D</p> <p>Mean score at baseline (SD): D1: 24.5 D2: 24.0 D3: 24.9</p> <p>Mean score at endpoint (SD): D1: 9.4 D2: 12.3 D3: 15.8 P < 0.001 for both vs. placebo</p> <p>Mean score change (SD): D1: 15.1 D2: 11.7 D3: 9.1 (calculated by 1st reviewer)</p> <p>MADRS</p> <p>Mean score at baseline (SD): D1: 26.7 D2: 26.5 D3: 26.6</p> <p>Mean score at endpoint (SD): D1: 10.6 D2: 13.3 D3: 18.3 P < 0.001 for both vs. placebo</p> <p>Mean score change (SD): D1: 16.1 D2: 13.2 D3: 8.3 (calculated by 1st reviewer)</p> <p>CGI-S</p> <p>Mean score at baseline</p>	<p>Attrition</p> <p>Overall attrition, %: 37%</p> <p>Attrition rate, %: D1: 29% D2: 40% D3: 41%</p> <p>Withdrawals due to adverse events, % D1: 11 D2: 13 D3: 2</p> <p>Withdrawals due to lack of efficacy, % D1: 2 D2: 4 D3: 12</p> <p>Anorexia (%) D1: 10 D2: 6 D3: 4 Constipation (%) D1: 16 D2: 15 D3: 4 Diarrhea (%) D1: 13 D2: 5 D3: 6 Dry mouth (%) D1: 16 D2: 22 D3: 8 Nausea (%) D1: 45 D2: 45 D3: 10 Abnormal dreams (%) D1: 12 D2: 7 D3: 0 Dizziness (%) D1: 29 D2: 35 D3: 6 Somnolence (%) D1: 21 D2: 24 D3: 9 Sweating (%) D1: 19 D2: 14 D3: 3 Abnormal ejaculation/orgasm (men) (%) D1: 27 (10/37) D2: 6 (2/31) D3: 0(0/41)</p>

Evidence Table 1. Randomized controlled trials and observational studies (continued)

Study Characteristics	Research Objective, Intervention, Duration, etc	Inclusion/Exclusion	Population Characteristics	Health Outcome Results	Adverse Events
		within 14 days, or use of any other antidepressant, anxiolytic, sedative-hypnotic drug, or psychotropic drug or substance within 7 days <ul style="list-style-type: none"> • any nonpsychotropic drug with psychotropic effects unless the dosage had been • stable for a minimum of one month 		(SD): NR Mean score at endpoint (SD): D1: 2.08 D2: 2.67 D3: 3.18 CGI-I NR QOL scale NR Is adherence reported? NR Rate of adherence or compliance NR	

Evidence Table 1. Randomized controlled trials and observational studies (continued)

Study Characteristics	Research Objective Duration Study Design	Inclusion/Exclusion	Baseline Characteristics	Health Outcome Results	Adverse Events (%)	Analysis and Quality Rating
<p>Author: Dalery and Honig 2003²⁷</p> <p>Country and setting: Europe Multicenter</p> <p>Funding: Solvay Pharmaceuticals</p>	<p>Research objective: Comparison of efficacy and safety of FLUV and FLUOX</p> <p>Duration of study: 6 wks</p> <p>Study design: RCT</p> <p>Overall study N: 184</p> <p>Intervention: D1: FLUOX: 20 mg/d D2: FLUV: 100 mg/d</p>	<p>Inclusion criteria:</p> <ul style="list-style-type: none"> • Adults 18 to 70 • Diagnosed with MDD according to DSM-III or -IV • Minimum HAM-D score of ≥ 17 <p>Exclusion criteria:</p> <ul style="list-style-type: none"> • Pregnant • Lactating • Concomitant psychotherapeutic or psychotropic medications • Additional mental illnesses or organic mental disorder • Illicit drug and alcohol abuse • Suicidal tendencies 	<p>Mean age (yrs): D1: 42.0 D2: 42.1</p> <p>Sex (% female): D1: 63.3 D2: 62.7</p> <p>Race (% white): NR</p> <p>Baseline (HAM-A): NR</p> <p>Mean HAM-D score at baseline: D1: 22.3 D2: 22.2</p>	<p>Both treatment groups resulted in sig improvements of symptoms</p> <p>No sig diffs between study groups in changes of HAM-D scores from baseline at any point in time.</p> <p>After 2 wks of treatment, percentage of patients who responded was sig higher in FLUV group (29% vs. 16%; $P \geq 0.05$), as was improvement of CGI-I scores ($P \geq 0.05$). Sig diff not evident after wk 2</p> <p>Improvement in sleep disturbance sub scores (HAM-D) was sig greater in FLUV group at wk 4 and at endpoint ($P \geq 0.05$)</p>	<p>Headache: D1: 14 D2: 13</p> <p>Nausea: D1: 20 D2: 24</p>	<p>Overall attrition rate: 20.9%</p> <p>ITT analysis: Yes</p> <p>Quality rating: Fair</p>

Evidence Table 1. Randomized controlled trials and observational studies (continued)

Study Characteristics	Research Objective Duration Study Design	Inclusion/Exclusion	Baseline Characteristics	Health Outcome Results	Adverse Events (%)	Analysis and Quality Rating
<p>Author: De Nayer et al., 2002²⁸</p> <p>Country and setting: Belgium Psychiatric practices (14)</p> <p>Funding: NR</p>	<p>Research objective: To compare efficacy and safety of VEN and FLUOX in patients with depression and anxiety</p> <p>Duration of study: 12 wks</p> <p>Study design: RCT</p> <p>Overall study N: 146</p> <p>Intervention: D1: VEN: 75-150 mg/d D2: FLUOX: 20-40 mg/d</p>	<p>Inclusion criteria:</p> <ul style="list-style-type: none"> Adults 18 to 70 HAM-D score of 18-25 Covi Anxiety scale > 8 <p>Exclusion criteria:</p> <ul style="list-style-type: none"> Pregnant Lactating Concomitant psychotherapeutic or psychotropic medications Illicit drug and alcohol abuse Suicidal tendencies 	<p>Mean age (yrs): D1: 41.6 D2: 43.9</p> <p>Sex (% female): D1: 71.2 D2: 65.8</p> <p>Race (% white): NR</p> <p>Baseline (HAM-A): NR</p> <p>Mean HAM-D score at baseline: D1: 23 D2: 23.1</p>	<p>VEN group showed sig higher response rates in MADRS scores (75.0 vs. 49.3%, $P = 0.001$) and HAM-D scores (71.9% vs. 49.3%; $P = 0.008$) compared to FLUOX group</p> <p>VEN treated patients also showed sig greater improvements in Covi Anxiety scores ($P = 0.0004$) and CGI scores ($P = 0.016$)</p> <p>At final visit 59.4% of VEN patients were in remission vs. 40.3 % of FLUOX patients ($P = 0.028$)</p> <p>Fewer VEN patients required dose increase (37.1% vs. 52.9%)</p>	<p>Overall adverse events: D1: 55.7 D2: 67.1</p> <p>Headache: D1: 8.6 D2: 11.4</p> <p>Nausea: D1: 28.6 D2: 21.4</p>	<p>Overall attrition rate: 36.3%</p> <p>ITT analysis: Yes</p> <p>Quality rating: Fair</p>

Evidence Table 1. Randomized controlled trials and observational studies (continued)

Study Characteristics	Research Objective Duration Study Design	Inclusion/Exclusion	Baseline Characteristics	Health Outcome Results	Adverse Events (%)	Analysis and Quality Rating
<p>Author: De Wilde et al., 1993²⁹</p> <p>Country and setting: Belgium Multicenter</p> <p>Funding: SmithKline, Beecham</p>	<p>Research objective: To compare efficacy and tolerability of PAR and FLUOX</p> <p>Duration of study: 6 wks</p> <p>Study design: RCT</p> <p>Overall study N: 100</p> <p>Intervention: D1: PAR: 20-40 mg/d D2: FLUOX: 20-60 mg/d</p>	<p>Inclusion criteria:</p> <ul style="list-style-type: none"> • Adults 18 to 65 • Diagnosed with MDD according to DSM-III or -IV • Minimum HAM-D score > 18 <p>Exclusion criteria:</p> <ul style="list-style-type: none"> • Pregnant • Lactating • Additional mental illnesses or organic mental disorder • Illicit drug and alcohol abuse • Clinically sig medical disease • ECT within last 3 mos • Suicidal tendencies • MAOIs or oral neuroleptics in last 14 days • Depot neuroleptics in last 4 wks • Lithium use 	<p>Mean age (yrs): D1: 44.6 D2: 44.1</p> <p>Sex (% female): D1: 57 D2: 66</p> <p>Race (% white): NR</p> <p>Baseline (HAM-A): NR</p> <p>Mean HAM-D score at baseline: D1: 27 (4.8) D2: 28.2 (5.3)</p>	<p>Responders at wk 6 (i.e., reduction > 50% from baseline HAM-D21): PAR: ~ 67% FLUOX: ~ 62% no sig diff</p> <p>HAM-A score reduction statistically sig diff for PAR vs. FLUOX at wk 3; no sig diff at wks 4 or 6</p> <p>At wk 4, 53% of PAR patients and 23% of FLUOX patients showed CGI response of at least 2; diff is sig ($P < 0.01$)</p> <p>No sig diffs in CGI response noted at wks 1, 3, or 6</p>	<p>Overall adverse events: D1: 43 D2: 58</p> <p>Changes in weight (increase): D1: 6 D2: 4</p> <p>Nausea: D1: 20 D2: 20</p> <p>Sweating (increase): D1: 2 D2: 14</p>	<p>Overall attrition rate: 21.2%</p> <p>ITT analysis: NR</p> <p>Quality rating: Fair</p>

Evidence Table 1. Randomized controlled trials and observational studies (continued)

Study Characteristics	Research Objective Duration Study Design	Inclusion/Exclusion	Baseline Characteristics	Health Outcomes Results	Adverse Events (%)	Analysis Quality Rating
<p>Author: Delgado et al., 2005¹⁸⁴</p> <p>Country and setting: Country not reported, pooled analysis of 4 studies - setting not described in article</p> <p>Funding: Eli Lilly</p>	<p>Research objective: To assess sexual functioning in patients receiving DUL or PAR</p> <p>Duration of study: 8 wk acute phase followed by a 26 wk extension phase (for 2 of 4 studies)</p> <p>Study design: Pooled analysis of 4 RCTs</p> <p>Overall study N: 1,466</p> <p>Intervention: D1: DUL: 40, 80, or 120 mg/d D2: PAR: 20 mg/d D3: PBO</p>	<p>Inclusion criteria:</p> <ul style="list-style-type: none"> Diagnosed with MDD according to DSM-III or -IV <p>Exclusion criteria: NR</p>	<p>Mean age (yrs): NR</p> <p>Sex (% female): NR</p> <p>Race (% white): NR</p> <p>Baseline (HAM-A): NR</p> <p>Baseline HAM-D: NR</p>	<p>ASEX in 475 patients who did not have sexual dysfunction at baseline, incidence of treat-emergent sexual dysfunction was sig higher for DUL vs. PBO DUL = 46.4% PBO = 28.8% t = 2.69, df = 1337, P = 0.007</p> <p>PAR vs. PBO PAR = 61.4% PBO = 28.8% P < 0.001</p> <p>DUL vs. PAR, P = 0.015 (incidence for DUL sig lower than incidence for PAR)</p>	<p>Overall adverse events: NR</p>	<p>Overall attrition rate: NR</p> <p>ITT Analysis Yes</p> <p>Quality rating: Fair</p>

Evidence Table 1. Randomized controlled trials and observational studies (continued)

Study Characteristics	Research Objective	Inclusion/Exclusion	Baseline Characteristics	Health Outcome Results	Adverse Events (%)	Analysis and Quality Rating
<p>Author: Detke et al., 2002¹⁶³</p> <p>Country and setting: United States, multicenter (18 sites)</p> <p>Funding: Eli Lilly and Company</p>	<p>Research objective: To evaluate efficacy of DUL vs. PBO for treatment of MDD and associated painful symptoms</p> <p>Duration of study: 9 wks</p> <p>Study design: RCT</p> <p>Overall study N: 245</p> <p>Intervention: D1: DUL 60 mg/d D2: PBO</p>	<p>Inclusion criteria:</p> <ul style="list-style-type: none"> • Adults 18 or older • MDD according to DSM-IV • Minimum HAM-D-17 score of 15 • Other: CGI-S of 4 or more <p>Note: Painful symptoms not required for inclusion</p> <p>Exclusion criteria:</p> <ul style="list-style-type: none"> • Additional mental illness or organic mental disorder • Psychotherapy within 6 wks • Substance abuse or dependence (within 1 yr) • Clinically sig medical disease • Treatment resistant depression or lack of response of current MDD episode to 2 prior courses of therapy 	<p>Mean age (yrs): D1: 42.44 D2: 42.34</p> <p>Sex (% female): D1: 65.0 D2: 68.0</p> <p>Race (% white): D1: 87.0 D2: 84.4</p> <p>Baseline HAM-D-17: D1: 21.42 (4.11) D2: 21.14 (3.72)</p> <p>Baseline 100mm VAS (overall pain): D1: 29.02 (25.10) D2: 28.16 (23.21)</p> <p>Baseline HAM-A: NR</p>	<p>Pain outcomes: Mean reduction in 100mm VAS for overall pain was statistically sig greater for DUL (~8.5 mm) compared to PBO (~2.5 mm) (Mean change estimated from figure; <i>P</i> = 0.019)</p>	<p>Cardiovascular adverse events (new hypertension): D1: 0.8 D2: 0</p> <p>Constipation: D1: 13 D2: 1.6</p> <p>Diarrhea: D1: 18.7 D2: 6.6</p> <p>Dizziness: D1: 20.3 D2: 8.2</p> <p>Insomnia: D1: 15.4 D2: 5.7</p> <p>Nausea: D1: 46.3 D2: 9.0</p> <p>Sexual dysfunction: NR but 2.4% of DUL-treated patients dropped out due to abnormal ejaculation</p> <p>Somnolence: D1: 21.1 D2: 4.9</p>	<p>Overall attrition rate: NR</p> <p>ITT Analysis Yes</p> <p>Quality rating: Fair</p>

Evidence Table 1. Randomized controlled trials and observational studies (continued)

Study Characteristics	Research Objective Duration Study Design	Inclusion/Exclusion	Baseline Characteristics	Health Outcome Results	Adverse Events (%)	Analysis and Quality Rating
<p>Author: Detke et al., 2002¹⁶²</p> <p>Country and setting: United States, multicenter (21 psychiatric clinical sites)</p> <p>Funding: Not reported but authors worked for Eli Lilly and Company</p>	<p>Research objective: To evaluate efficacy of DUL compared to PBO for treatment of emotional and painful physical symptoms of MDD</p> <p>Duration of study: 9 wks</p> <p>Study design: RCT</p> <p>Overall study N: 267</p> <p>Intervention: D1: DUL 60 mg/d D2: PBO</p>	<p>Inclusion criteria:</p> <ul style="list-style-type: none"> • Adults 18 or older • MDD according to DSM-IV • Minimum HAM-D-17 score of 15 • CGI-S of 4 or more <p>Note: Painful symptoms not required for inclusion</p> <p>Exclusion criteria:</p> <ul style="list-style-type: none"> • Additional mental illness or organic mental disorder • Psychotherapy within 6 wks • Substance abuse or dependence (within 1 yr) • Clinically sig medical disease • Treatment resistant depression or lack of response of current MDD episode to 2 prior courses of therapy 	<p>Mean age (yrs): D1: 41 D2: 41</p> <p>Sex (% female): D1: 66 D2: 71</p> <p>Race (% white): D1: 78.1 D2: 78.4</p> <p>Baseline HAM-D: D1: 20.33 (3.39) D2: 20.46 (3.39)</p> <p>Baseline 100mm VAS (overall pain): D1: 25.40 (23.98) D2: 26.20 (23.10)</p> <p>Baseline HAM-A: NR</p>	<p>Pain outcomes: Mean reduction in VAS for overall pain was ~10 mm for DUL compared to ~6 mm for PBO at endpoint (change score estimated from figure; $P = 0.037$)</p>	<p>Cardiovascular adverse events (new hypertension): D1: 0.8 D2: 0</p> <p>Constipation: D1: 14.1 D2: 5.0</p> <p>Diarrhea: D1: 10.2 D2: 7.9</p> <p>Dizziness: D1: 14.8 D2: 2.9</p> <p>Headache: D1: 25.8 D2: 22.3</p> <p>Insomnia: D1: 16.4 D2: 13.7</p> <p>Nausea: D1: 29.7 D2: 11.5</p>	<p>Overall attrition rate: 36.3%</p> <p>ITT Analysis Yes</p> <p>Quality rating: Fair</p>

Evidence Table 1. Randomized controlled trials and observational studies (continued)

Study Characteristics	Research Objective Duration Study Design	Inclusion/Exclusion	Baseline Characteristics	Health Outcome Results	Adverse Events (%)	Analysis and Quality Rating
<p>Author: Detke et al., 2004³⁰</p> <p>Country and setting: United States Multicenter, university clinics</p> <p>Funding: Eli Lilly</p>	<p>Research objective: To determine comparative efficacy and safety of DUL and PAR for treatment of MDD</p> <p>Duration of study: 8 wks</p> <p>Study design: RCT</p> <p>Overall study N: 274</p> <p>Intervention: D1: DUL 80 mg/d D2: DUL 120 mg/d D3: PAR: 20 mg/d D4: PBO</p>	<p>Inclusion criteria:</p> <ul style="list-style-type: none"> • Adults 18 or older • Met DSM-IV and MINI criteria for MDD • CGI-S rating > 4 • Diagnosed with MDD according to DSM-III or -IV • Minimum HAM-D score of 15 <p>Exclusion criteria:</p> <ul style="list-style-type: none"> • Pregnant • Additional mental illnesses or organic mental disorder • Illicit drug and alcohol abuse • Clinically sig medical disease • Suicidal tendencies 	<p>Mean age (yrs): D1: 43.1 D2: 44.7 D3: 42.0 D4: 42.0</p> <p>Sex (% female): D1: 70 D2: 70 D3: 58 D4: 58</p> <p>Race (% white): D1: 95 D2: 92 D3: 86 D4: 86</p> <p>Baseline (HAM-A): D1: 17.8 D2: 18.0 D3: 18.5 D4: 17.9</p> <p>Mean HAM-D score at baseline: D1: 19.9 (3.6) D2: 20.2 (3.4) D3: 20.3 (4.1) D4: 19.9</p>	<p>Response and remission rates did not differ sig among DUL 120 mg (71%; 52%), DUL 80 mg (65%; 46%) and PAR (74%; 44%) (<i>P</i> = NR) (ns)</p> <p>PGI scores were sig superior in patients receiving PAR than patients receiving 80 mg/d DUL (<i>P</i> < 0.05)</p>	<p>Headache: D1: 5.3 D2: 5.4 D3: 4.7</p> <p>Nausea: D1: 12.6 D2: 5.4 D3: 11.6</p> <p>Somnolence (fatigue): D1: 2.1 D2: 7.5 D3: 5.8</p> <p>Sweating (increase): D1: 4.2 D2: 8.6 D3: 5.8</p>	<p>Overall attrition rate: 13.3%</p> <p>ITT analysis: Yes</p> <p>Quality rating: Fair</p>

Evidence Table 1. Randomized controlled trials and observational studies (continued)

Study Characteristics	Research Objective Duration Study Design	Inclusion/Exclusion	Baseline Characteristics	Health Outcome Results	Adverse Events (%)	Analysis and Quality Rating
<p>Author: Devanand et al., 2005³¹</p> <p>Country and setting: United States Outpatient clinic</p> <p>Funding: NIMH</p>	<p>Research objective: FLUOX vs. PBO for treatment of dysthymia in patients over 60</p> <p>Duration of study: 12 wks</p> <p>Study design: RCT</p> <p>Overall study N: 90</p> <p>Intervention: D1: FLUOX: 20-60 mg (individually titrated by protocol according to response) D2: PBO</p>	<p>Inclusion criteria:</p> <ul style="list-style-type: none"> • Minimum HAM-D score of 8, max score 25 • Dysthymia • Adults at least 60 yrs old • CGI-s score ≥ 3 <p>Exclusion criteria:</p> <ul style="list-style-type: none"> • Additional mental illnesses or organic mental disorder • Illicit drug and alcohol abuse • Active suicidal ideation or plan • MDD during current dysthymia episode • Lack of response of current episode to prior trial of any SSRI • Major neurologic disorder • MMSE <24 	<p>Mean age (yrs): D1: 69.0 D2: 70.8</p> <p>Sex (% female): D1: 32.6 D2: 40.9</p> <p>Race (% white): D1: 86.4 D2: 89.1</p> <p>Baseline (HAM-A): NR</p> <p>Mean HAM-D score at baseline: D1: 15.3 (5.1) D2: 14.4 (3)</p>	<p>No sig diffs in response rates between treatment groups</p> <p>Responders: FLUOX: 27.3% PBO: 19.6% (<i>P</i> = 0.4)</p> <p>No sig diffs in QOL measures on Q-LES-Q</p>	<p>NR</p>	<p>Overall attrition rate: 21%</p> <p>ITT analysis: Yes</p> <p>Quality rating: Good</p>

Evidence Table 1. Randomized controlled trials and observational studies (continued)

Study Characteristics	Research Objective Duration Study Design	Inclusion/Exclusion	Baseline Characteristics	Health Outcomes Results	Adverse Events (%)	Analysis Quality Rating
<p>Author: Didham et al., 2005¹⁸⁵</p> <p>Country and setting: New Zealand RNZCGP Research Unit Database</p> <p>Funding: New Zealand Government</p>	<p>Research objective: Identify incidence and risk of suicide and self-harm among patients prescribed ADs</p> <p>Duration of study: 120 days</p> <p>Study design: Observational</p> <p>Overall study N: 57,361</p> <p>Intervention: D1: CIT D2: FLUOX D3: PAR</p>	<p>Inclusion criteria:</p> <ul style="list-style-type: none"> Patients that received a prescription for an anti-depressant from 1996 to 2001 <p>Exclusion criteria:</p> <ul style="list-style-type: none"> Concomitant psychotherapeutic or psychotropic medications Less than 10 yrs old 	<p>Mean age (yrs): Median: 46</p> <p>Sex (% female): Overall: 68.1</p> <p>Race (% white): NR</p> <p>Baseline (HAM-A): NR</p> <p>Baseline HAM-D: NR</p>	<p>No sig increase in suicides for SSRIs as a class: OR, 1.28; 95% CI, 0.38-4.35</p> <p>No sig diff in suicides between drugs D1: NR D2: 0.80 (0.22-2.89) D3: 2.25 (0.47-10.72)</p> <p>Self-harm SSRIs vs. TCAs incidence rate 2.57 95% CI, 2.03-3.28</p> <p>Increased risk of self-harm for SSRIs as a class OR, 1.66 95% CI, 1.23-2.23</p> <p>No sig diffs in self-harm between drugs FLUOX; 1.30 (0.96-1.75) PAR 1.21 (0.84-1.72)</p>	<p>NR</p>	<p>Overall attrition rate: N/A</p> <p>ITT Analysis Not applicable-observational study</p> <p>Quality rating: Fair</p>

Evidence Table 1. Randomized controlled trials and observational studies (continued)

Study Characteristics	Research Objective Duration Study Design	Inclusion/Exclusion	Baseline Characteristics	Health Outcome Results	Adverse Events (%)	Analysis and Quality Rating
<p>Author: Dierick et al., 1996³²</p> <p>Country and setting: France NR</p> <p>Funding: Wyeth-Ayerst International</p>	<p>Research objective: Comparison of efficacy and safety of VEN and FLUOX in outpatients with major depression</p> <p>Duration of study: 8 wks</p> <p>Study design: RCT</p> <p>Overall study N: 314</p> <p>Intervention: D1: VEN: 75-150 mg/d (mean daily dose for VEN: 109-122 mg/d from day 15 forward) D2: FLUOX: 20 mg/d</p>	<p>Inclusion criteria:</p> <ul style="list-style-type: none"> • Adults 18 or older • Diagnosed with MDD according to DSM-III or -IV • Minimum HAM-D score of 20 <p>Exclusion criteria:</p> <ul style="list-style-type: none"> • Pregnant • Lactating • Concomitant psychotherapeutic or psychotropic medications • Additional mental illnesses or organic mental disorder • Illicit drug and alcohol abuse • Clinically sig medical disease • Investigational drug use within last 14 days • ECT within last 14 days • Suicidal tendencies 	<p>Mean age (yrs): D1: 43.7 D2: 43.2</p> <p>Sex (% female): D1: 65 D2: 64</p> <p>Race (% white): NR</p> <p>Baseline (HAM-A): NR</p> <p>Mean HAM-D score at baseline: D1: 27.0 (4.2) D2: 26.6 (4.1)</p>	<p>Response rate on HAM-D scale was sig higher in VEN group at wk 6: D1: 72% D2: 60% (<i>P</i> = 0.023)</p> <p>In low dose comparison, no sig diffs between groups</p>	<p>Overall adverse events: D1: 63 D2: 56</p> <p>Headache: D1: 10 D2: 12</p> <p>Insomnia: D1: 6 D2: 4</p> <p>Nausea: D1: 28 D2: 14</p> <p>Somnolence (fatigue): Asthenia: D1: 5 D2: 2</p> <p>Sweating (increase): D1: 6 D2: 4</p>	<p>Overall attrition rate: 25%</p> <p>ITT analysis: Yes</p> <p>Quality rating: Fair</p>

Evidence Table 1. Randomized controlled trials and observational studies (continued)

Study Characteristics	Research Objective Duration Study Design	Inclusion/Exclusion	Baseline Characteristics	Health Outcome Results	Adverse Events (%)	Analysis and Quality Rating
<p>Author: Doogan and Caillard, 1992¹¹⁰</p> <p>Country and setting: Multinational (France, Germany, Austria, Switzerland, Great Britain, Ireland), multicenter</p> <p>Funding: Pfizer Central Research</p>	<p>Research objective: To investigate whether SER could alter course of affective symptoms and episodes in patients who had satisfactory response to acute therapy</p> <p>Duration of study: 52 wks</p> <p>Study design: RCT</p> <p>Overall study N: 480 entered single-blind PBO period; 295 entered double-blind therapy</p> <p>Intervention: D1: SER: 50-200 mg/d D2: PBO</p>	<p>Inclusion criteria:</p> <ul style="list-style-type: none"> • Adults 18 to 70 • Diagnosed with MDD according to DSM-III or -IV • Minimum HAM-D score of 17 <p>Exclusion criteria:</p> <ul style="list-style-type: none"> • Pregnant • Lactating • Concomitant psychotherapeutic or psychotropic medications • Additional mental illnesses or organic mental disorder • Illicit drug and alcohol abuse • Clinically sig medical disease • History of peptic ulceration • Hypersensitivity or resistance to antidepressant drugs 	<p>Mean age (yrs): NR</p> <p>Sex (% female): NR</p> <p>Race (% white): NR</p> <p>Baseline HAM-A: NR</p> <p>Baseline HAM-D: D1: 9.4 (6.7) D2: 10.2 (6.8)</p>	<p>Statistically sig lower proportion of SER patients relapsed compared to PBO patients (13.0% vs. 45.7%; $P < 0.001$). Protective effect of SER was maintained throughout 44 wks of double-blind portion of study. SER prevents relapse of index episode of depression as well as recurrence of further episodes and has few side effects</p>	<p>Overall adverse events: D1: 36.8 D2: 29.1</p> <p>Cardiovascular adverse events: D1: < 1 D2: < 1</p> <p>Constipation: D1: < 1 D2: 1.8</p> <p>Diarrhea: D1: 1.1 D2: 2.7</p> <p>Dizziness: D1: 4.9 D2: 5.5</p> <p>Headache: D1: 5.9 D2: 7.3</p> <p>Insomnia: D1: 3.8 D2: 4.5</p> <p>Nausea: D1: 3.8 D2: < 1</p> <p>Somnolence (fatigue): D1: 3.2 D2: 1.85</p> <p>Suicidality: D1: 1 D2: 0</p> <p>Sweating (increase): D1: 0 D2: 0</p>	<p>Overall attrition rate: 51.2%</p> <p>ITT Analysis Yes</p> <p>Quality rating: Fair</p>

Evidence Table 1. Randomized controlled trials and observational studies (continued)

Study Characteristics	Research Objective Duration Study Design	Inclusion/Exclusion	Baseline Characteristics	Health Outcomes Results	Adverse Events (%)	Analysis Quality Rating
<p>Author: Dunner et al., 1998¹⁸⁶</p> <p>Country and setting: United States Multicenter (105 sites)</p> <p>Funding: Glaxo Wellcome Inc</p>	<p>Research objective: Safety of BUP sustained-release in acute and continuation treatment, especially in regards to seizures</p> <p>Duration of study: Acute phase of 8 wks with continuation up to 1 yr</p> <p>Study design: Uncontrolled, open-label trial</p> <p>Overall study N: 3,100</p> <p>Intervention: D1: BUP: 100-300 mg/d</p>	<p>Inclusion criteria:</p> <ul style="list-style-type: none"> • Adults 18+ • Diagnosed with MDD according to DSM-III or -IV • Bipolar I or II depression • Depression not otherwise specified bipolar depression not otherwise specified <p>Exclusion criteria:</p> <ul style="list-style-type: none"> • Pregnant • Lactating • Concomitant psychotherapeutic or psychotropic medications • Additional mental illnesses or organic mental disorder • Clinically sig medical disease • Suicidal tendencies • Known predisposition for seizures or previous treatment with BUP • History or current diagnosis of bulimia and/or anorexia 	<p>Mean age (yrs): D1: 42</p> <p>Sex (% female): D1: 62.4</p> <p>Race (% white): D1: 89.5</p> <p>Baseline (HAM-A): NR</p> <p>Baseline HAM-D: NR</p>	<p>Observed seizure rate during 8-wk acute phase was 2 seizures in 3,094 evaluable patients, or 0.06% and for acute and continuation phases combined was 3 seizures in 3,094 patients, or 0.10%</p> <p>Survival analysis yielded cumulative seizure rate of 0.08% for acute phase and 0.15% for both phases combined</p> <p>Rate of seizures for BUP within range of other antidepressants</p>	<p>Overall adverse events: D1: 50 patients experienced 54 serious AEs</p>	<p>Overall attrition rate: 34%</p> <p>ITT Analysis No, Survival analysis</p> <p>Quality rating: Fair</p>

Evidence Table 1. Randomized controlled trials and observational studies (continued)

Study Characteristics	Research Objective, Intervention, Design, Sample Size, Duration, Type of Depression	Inclusion/Exclusion	Population Characteristics	Health Outcome Results	Adverse Events
<p>Author, Year Echeverry et al., 2009²³¹</p> <p>Country and Setting US, diabetes clinic</p> <p>Funding UCLA/DREW Project EXPORT, National Center on Minority Health and Health Disparities and National Institutes of Health</p> <p>Quality Rating Fair</p>	<p>Research objective To determine whether use of an antidepressant in minority population with uncontrolled diabetes improved their A1C levels, QOL and depression compared with PBO</p> <p>Intervention Drugs, Doses, and Range D1: SER 50-100mg/d (low dose) D2: PBO</p> <p>Study design RCT</p> <p>n 89</p> <p>Duration 6 months</p> <p>Type of depression Major depressive disorder</p>	<p>Inclusion criteria</p> <ul style="list-style-type: none"> • HAM-D: Concomitant condition (e.g., alcoholism, anxiety, stroke) • Repeat A1C levels > 8% • Whooley's questionnaire positive result for depression • CDIS <p>Exclusion criteria</p> <ul style="list-style-type: none"> • Pregnant • Concomitant psychotherapeutic or psychotropic medications • Additional mental illnesses or organic mental disorder not related to depression (e.g., schizophrenia, bipolar): history of severe depression (hospitalization or suicide attempts) • Clinically significant medical disease: dialysis, liver disease; blood pressure >160mmHg systolic or >95 mmHg diastolic • Suicidal tendencies (acute or other) • Repeat A1C levels <8% 	<p>Groups similar at baseline Yes</p> <p>n = D1: 45 D2: 44</p> <p>Mean age, years D1: 52 D2: 53</p> <p>Sex, % female D1: 33 D2: 32</p> <p>Race, % Hispanic D1: 39 D2: 39</p> <p>Baseline HAM-D (SD) D1: 19 (5) D2: 20 (6)</p> <p>Baseline HAM-A NR</p> <p>Insomnia, %: NR</p> <p>Concomitant anergia, % NR</p> <p>Experienced prior depressive episodes, % NR</p>	<p>HAM-D</p> <p>Mean score at baseline (SD): D1: 19 (5) D2: 20 (6)</p> <p>Mean score at endpoint (SD): D1: 11 (6) D2: 13 (8)</p> <p>Mean score change (SD): D1: 8; <i>P</i> = NS D2: 7; <i>P</i> = NS</p> <p>MADRS NR</p> <p>CGI-S NR</p> <p>CGI-I NR</p> <p>QOL scale Diabetes-39 Questionnaire</p> <p>Mean score at baseline (SD): D1: 3.5 (3) D2: 3.0 (2)</p> <p>Mean score at endpoint (SD): D1: 50 (3) D2: 4.0 (2)</p> <p>Mean score change (SD): D1: 46.5 D2: NR</p> <p>Adherence D1: 67% D2: NR</p>	<p>Overall rate of attrition, % 15.7</p> <p>Attrition rate, % D1: 13.3 D2: 18.2</p> <p>Withdrawals due to adverse events, % D1: 0 D2: 4.5</p> <p>Attrition due to lack of efficacy, % D1: 0 D2: 4.5</p> <p>Overall adverse events, %: NR</p>

Evidence Table 1. Randomized controlled trials and observational studies (continued)

Study Characteristics	Research Objective, Intervention, Design, Sample Size, Duration, Type of Depression	Inclusion/Exclusion	Population Characteristics	Health Outcome Results	Adverse Events
<p>Author, Year Ehde et al., 2008²³²</p> <p>Country and Setting US University Medical Center</p> <p>Funding National Institute of Disability and Rehabilitation Research, Department of Education, Multiple Sclerosis Rehabilitation Research and Training Center</p> <p>Quality Rating Fair</p>	<p>Research objective Evaluate efficacy of PAR in treating MDD in persons with MS</p> <p>Intervention Drugs, Doses, and Range D1: PAR 10-40 mg/d D2: PBO</p> <p>Study design RCT</p> <p>n 42</p> <p>Duration 12 wks</p> <p>Type of depression MDD and/or dysthymia</p>	<p>Inclusion criteria</p> <ul style="list-style-type: none"> • 18 or more • Diagnosed with MDD according to DSM-III or -IV: Dysthymia • Diagnosis of MS as confirmed by a neurologist or an MS-specialized psychiatrist <p>Exclusion criteria</p> <ul style="list-style-type: none"> • Pregnant or not using an effective contraceptive method or Lactating • Concomitant psychotherapeutic or psychotropic medications • Additional mental illnesses or organic mental disorder not related to depression • Illicit drug and alcohol abuse: based on SCID • Investigational drug use currently enrolled • Suicidal ideation necessitating immediate psychiatric intervention • Corticosteroids within 2 weeks prior to enrollment • Taking 5 mg or more of amitriptyline or equivalent for sleep or pain • Failed PAR in past • Bipolar disorder or evidence of psychosis based on SCID 	<p>Groups similar at baseline NR</p> <p>n = D1: 22 D2: 20</p> <p>Intervention NR</p> <p>Mean age, years 45.0</p> <p>Sex, % female 52.4</p> <p>Race, % white 85.7</p> <p>Baseline HAM-A D1: NR</p> <p>Insomnia, %: D1: NR</p> <p>Concomitant anergia, % D1: NR</p> <p>Experienced prior depressive episodes, % D1: NR</p>	<p>HAM-D</p> <p>Responders, n (%): D1: 13 (57.1) D2: 8 (40.0) <i>P</i> = 0.354</p> <p>Remitters, n (%): D1: 10 (47.6) D2: 5 (25.0) <i>P</i> = 0.197</p> <p>Mean score at baseline (SD): D1: 17.2 (4.3) D2: 19.0 (4.6)</p> <p>Mean score at endpoint (SD): D1: 9.4 (5.9) D2: 11.4 (5.9) <i>P</i> = 0.920</p> <p>Mean score change (SD): NR</p> <p>MADRS NR</p> <p>CGI-S NR</p> <p>CGI-I NR</p> <p>CGI NR</p> <p>QOL scale SF36 Physical</p> <p>Mean score at baseline (SD): D1: 40.8 (13.2) D2: 36.0 (11.4)</p> <p>Mean score at endpoint (SD): D1: 37.0 (12.0)</p>	<p>Overall rate of attrition, % 9.5</p> <p>Attrition rate, % D1: 18.2 D2: 0</p> <p>Withdrawals due to adverse events, % D1: 9.1 D2: 0</p> <p>Attrition due to lack of efficacy, % D1: NR D2: 0</p> <p>Headache, %: D1: 47.6 D2: 10 <i>P</i> = NR</p> <p>Nausea, %: D1: 57.1 D2: 5 <i>P</i> = NR</p> <p>Sexual dysfunction, %: D1: 23.8 D2: 5 <i>P</i> = NR</p>

Evidence Table 1. Randomized controlled trials and observational studies (continued)

Study Characteristics	Research Objective, Intervention, Design, Sample Size, Duration, Type of Depression	Inclusion/Exclusion	Population Characteristics	Health Outcome Results	Adverse Events
				D2: 35.5 (13.3) <i>P</i> = 0.076	
				Mean score change (SD):	
				D1: 3.8	
				D2: 0.5	
				QOL scale	
				SF36 Mental	
				Mean score at baseline	
				(SD):	
				D1: 32.3 (10.7)	
				D2: 35.6 (8.9)	
				Mean score at endpoint	
				(SD):	
				D1: 44.6 (12.9)	
				D2: 42.5 (9.7)	
				<i>P</i> = 0.076	
				Mean score change (SD):	
				D1: -12.3	
				D2: -6.9	
				Mean score at baseline	
				(SD):	
				D1: 57.2 (14.1)	
				D2: 56.7 (12.6)	
				Mean score at endpoint	
				(SD):	
				D1: 53.4 (31.3)	
				D2: 51.8 (17.8)	
				<i>P</i> = 0.657	
				Mean score change (SD):	
				NR	
				Adherence, %	
				D1: 50	
				D2: 53	
				Adherence only known for 29 participants (D1: 7, D2: 8); adherence= did not miss any drug doses	

Evidence Table 1. Randomized controlled trials and observational studies (continued)

Study Characteristics	Research Objective, Intervention, Design, Sample Size, Duration, Type of Depression	Inclusion/Exclusion	Population Characteristics	Health Outcome Results	Adverse Events
				<p>Greater improvement in PAR group in CES-D; $P = NS$</p> <p>PAR patients showed greater improvement on psychosocial subscale of MFIS ($P = 0.02$), on attention and concentration subscale of PDQ ($P = 0.04$) and SCL-20 ($P = 0.02$), but not on overall scales or on any of other subscales</p>	

Evidence Table 1. Randomized controlled trials and observational studies (continued)

Study Characteristics	Research Objective Duration Study Design	Inclusion/Exclusion	Baseline Characteristics	Health Outcome Results	Adverse Events (%)	Analysis and Quality Rating
<p>Author: Ekselius et al., 1997³³ and Ekselius et al., 2001¹⁸⁷</p> <p>Country and setting: Sweden Multicenter (general physicians)</p> <p>Funding: Swedish Medical Research Council, Pfizer</p>	<p>Research objective: To compare efficacy and safety of SER with CIT in patients with major depression and examine occurrence and severity of sexual dysfunction symptoms before and after 6 mos of treatment.</p> <p>Duration of study: 24 wks</p> <p>Study design: RCT (Completers analysis for sexual dysfunction)</p> <p>Overall study N: 400</p> <p>Intervention: D1: SER: 50-100 mg/d D2: CIT: 20-60 mg/d</p>	<p>Inclusion criteria:</p> <ul style="list-style-type: none"> Adults 18 to 70 Diagnosed with MDD according to DSM-III or -IV MADRS at least 21 <p>Exclusion criteria:</p> <ul style="list-style-type: none"> Pregnant Lactating Concomitant psychotherapeutic or psychotropic medications Additional mental illnesses or organic mental disorder Illicit drug and alcohol abuse Clinically sig medical disease Suicidal tendencies Previous treatment with SER or CIT w/o sig effect 	<p>Mean age (yrs): D1: 47.0 D2: 47.2</p> <p>Sex (% female): D1: 71 D2: 72.5</p> <p>Race (% white): NR</p> <p>Baseline (HAM-A): NR</p> <p>Mean HAM-D score at baseline: NR</p>	<p>Both treatment groups showed sig decreases in MADRS and CGI scores from baseline at all wks starting at wk 2</p> <p>No sig diffs between treatment groups in any primary outcome variables at any time</p> <p>Response rates Wk 12: D1: 69.5% D2: 68.0%</p> <p>Wk 24: D1: 75.5% D2: 81.0%</p> <p>Compliance: D1: 90.3% D2: 94.5%</p> <p>No statistically sig diffs between SER and CIT in magnitude or frequency of adverse sexual side effects</p> <p>Female patients reporting no sexual dysfunction at baseline, 11.8% reported decreased sexual desire and 14.3% reported orgasmic dysfunction Male patients reporting no sexual dysfunction at baseline, 16.7%</p>	<p>Overall adverse events: D1: 90 D2: 85.5</p> <p>Cardiovascular adverse events: D1: 3 D2: 4</p> <p>Changes in weight (decrease): D1: 4.5 D2: 9.5</p> <p>Changes in weight (increase): D1: 15 D2: 13</p> <p>Constipation: D1: 3 D2: 2</p> <p>Diarrhea: D1: 8.5 D2: 5.5</p> <p>Headache: D1: 9 D2: 6.5</p> <p>Insomnia: D1: 3.5 D2: 6</p> <p>Nausea: D1: 6 D2: 2.5</p> <p>Sexual dysfunction : D1: 4 D2: 6.5</p> <p>Somnolence (fatigue): D1: 5 D2: 4.5</p>	<p>Overall attrition rate: 22%</p> <p>ITT analysis: Yes</p> <p>Quality rating: Good for KQ1 Fair for KQ4</p>

Evidence Table 1. Randomized controlled trials and observational studies (continued)

Study Characteristics	Research Objective Duration Study Design	Inclusion/Exclusion	Baseline Characteristics	Health Outcome Results	Adverse Events (%)	Analysis and Quality Rating
				reported decreased sexual desire, 18.9% reported orgasmic dysfunction, 25% experienced ejaculatory dysfunction	Sweating (increase): D1: 13 D2: 17	

Evidence Table 1. Randomized controlled trials and observational studies (continued)

Study Characteristics	Research Objective, Intervention, Duration, etc	Inclusion/Exclusion	Population Characteristics	Health Outcome Results	Adverse Events
<p>Author, Year Fang et al. 2010¹¹¹</p> <p>Country and Setting China</p> <p>Funding "10th Five-year Plan" of National Key Technologies R&D Program grants 2004BA720A21-02 and the "Climbing Mountain Action Plan" Program grants 064119533 and partly supported by National High-tech R&D Program (grants 2006AA02Z430)</p> <p>Quality rating: Fair</p>	<p>Research objective Efficacy and tolerability of antidepressants switch with extended-release venlafaxine (venlafaxine-XR), mirtazapine, and paroxetine in Chinese patients with MDD who had 2 consecutive unsuccessful antidepressant trials</p> <p>Drugs, Doses, and Range D1: Venlafaxine 225 mg/d D2: Mirtazapine 45 mg/d D3: Paroxetine 20 mg/d</p> <p>Fixed dose</p> <p>Dosages equivalent - Yes</p> <p>Study design RCT</p> <p>Duration 8 weeks</p> <p>Type of depression</p> <ul style="list-style-type: none"> MDD resistant to at least two previous treatments 	<p>Inclusion criteria:</p> <ul style="list-style-type: none"> 18 and 65 years with a diagnosis of MDD inpatient and outpatient services of 8 psychiatric hospitals stage 2 TRD criteria described by Thase and Rush <p>Exclusion criteria:</p> <ul style="list-style-type: none"> Bipolar disorder, schizoaffective disorder, schizophrenia, or other psychotic disorders; Risk for suicide; medical contraindication to antidepressants or other psychotropic medication; Unstable general medical condition or a condition that required the combination treatment of an antidepressant and any other psychotropic medication Modified ECT within 1 month Pregnant, planning to become pregnant, or breast-feeding 	<p>Groups similar at baseline - yes</p> <p>n = D1: 50 D2: 55 D3: 45</p> <p>Mean age, years Overall: 40.5</p> <p>Sex, % female Overall: 54</p> <p>Race, % white NR</p> <p>Baseline HAM-A NR</p> <p>Insomnia, % NR</p> <p>Concomitant anergia, % NR</p> <p>Experienced prior depressive episodes, %</p> <p>Comments: NR</p>	<p>HAM-D</p> <p>Remission Ham-D < 7 (SD): D1: 21 (42.0%) D2: 20 (36.4%) D3: 21 (46.7%) P=0.578</p> <p>Response reduction HAM-D > 50%: D1: 32 (64.0%) D2: 32 (58.2%) D3: 60 (66.7%) P=0.780</p> <p>SDS remission (< 50): D1: 23 (46.0%) D2: 19 (34.5%) D3: 18 (40.0%) P=0.489</p> <p>CGI-I = 1 D1: 24 (48.0%) D2: 16 (29.1%) D3: 18.0 (40%) P = 0.136</p> <p>Change in SF 36 from baseline Mean (SD) Physical/Mental D1: 13.89 (11.57)/22.42 (17.42) D2: 10.05 (14.22) / 16.84 (19.26) D3: 13.68 (11.43) / 19.98/ 17.18)</p> <p>Is adherence reported? NR</p>	<p>Attrition Overall attrition, %: 18.0</p> <p>Attrition rate, %: D1: 18.0 D2: 18.2 D3: 17.8</p> <p>Withdrawals due to adverse events, % D1: 0 D2: 0 D3: 1 (2%)</p> <p>Withdrawals due to lack of efficacy, % D1: 2 % D2: 6% D3: 6%</p>

Evidence Table 1. Randomized controlled trials and observational studies (continued)

Study Characteristics	Research Objective Duration Study Design	Inclusion/Exclusion	Baseline Characteristics	Health Outcome Results	Adverse Events (%)	Analysis and Quality Rating
<p>Author: Fava et al., 1998³⁴</p> <p>Country and setting: United States Multicenter (5 sites)</p> <p>Funding: SmithKline, Beecham</p>	<p>Research objective: Efficacy and tolerability of PAR and FLUOX</p> <p>Duration of study: 12 wks</p> <p>Study design: RCT</p> <p>Overall study N: 128</p> <p>Intervention: D1: PAR: 20-50 mg/d (initial dosage of 20 mg/d could be increased wkly by 10 mg/d up to 50 mg/d) D2: FLUOX: 20-80 mg/d (initial dosage of 20 mg/d could be increased wkly by 20 mg/d up to 80 mg/d) D3: PBO</p>	<p>Inclusion criteria:</p> <ul style="list-style-type: none"> • Minimum HAM-D score of 18 • Raskin Depression score of > 8 (and larger in value than Covi anxiety scale) <p>Exclusion criteria:</p> <ul style="list-style-type: none"> • Pregnant • Lactating • Concomitant psychotherapeutic or psychotropic medications • Additional mental illnesses or organic mental disorder • Illicit drug and alcohol abuse • ECT within last 3 mos • Suicidal tendencies 	<p>Mean age (yrs): D1: 41.3 D2: 41.3 D3: 41.3</p> <p>Sex (% female): D1: 50 D2: 50 D3: 50</p> <p>Race (% white): NR</p> <p>Baseline (HAM-A): NR</p> <p>Mean HAM-D score at baseline: D1: 23.1 (3.4) D2: 23.9 (3.8) D3: 23.7 (12.2)</p>	<p>No sig diffs among 3 treatment groups in degree of depression and anxiety improvement</p> <p>HAM-D Responders, %: D1: (58) D2: (57) P = NR (ns)</p> <p>Remitters, n (%): D1: NR D2: NR</p>	<p>Cardiovascular adverse events: D1: 5 D2: 11 D3: 11</p> <p>Insomnia: D1: 29 D2: 20 D3: 11</p> <p>Sexual dysfunction : D1: 25 D2: 7 D3: 0</p>	<p>Overall attrition rate: 28%</p> <p>ITT analysis: Yes</p> <p>Quality rating: Fair</p>

Evidence Table 1. Randomized controlled trials and observational studies (continued)

Study Characteristics	Research Objective Duration Study Design	Inclusion/Exclusion	Baseline Characteristics	Health Outcome Results	Adverse Events (%)	Analysis and Quality Rating
<p>Author: Fava et al., 2000¹⁸⁸ Fava et al., 2000¹⁸⁸</p> <p>Country and setting: United States Multicenter (15 sites)</p> <p>Funding: Eli Lilly Research</p>	<p>Research objective: To compare tolerability and efficacy of FLUOX, PAR and SER in treatment of anxious depression</p> <p>Duration of study: 10 to 16 wks (4 wks with additional wks determined by response on CGI)</p> <p>Study design: RCT</p> <p>Overall study N: 108 (drawn from larger sample of 284 MDD outpatients)</p> <p>Intervention: D1: FLUOX: 20-60 mg/d D2: SER: 50-200 mg/d D3: PAR: 20-60 mg/d</p>	<p>Inclusion criteria:</p> <ul style="list-style-type: none"> Adults 18 or older Diagnosed with MDD according to DSM-III or -IV Minimum HAM-D score of 16 HAM-D-Anxiety/Somatization Factor score of at least 7 <p>Exclusion criteria:</p> <ul style="list-style-type: none"> Pregnant Lactating Concomitant psychotropic or psychotropic medications Additional mental illnesses or organic mental disorder Illicit drug and alcohol abuse Clinically sig medical disease Suicidal tendencies Presence of seizure disorder with seizure in last yr History of allergy to study drugs Use of MAOIs within 2 wks of active therapy 	<p>Mean age (yrs): D1: 40.3 D2: 44.1 D3: 41.4</p> <p>Sex (% female): D1: 65.7 D2: 62.8 D3: 66.7</p> <p>Race (% white): NR</p> <p>Baseline (HAM-A): NR</p> <p>Mean HAM-D score at baseline: D1: 23.6 (3.9) D2: 23.9 (3.4) D3: 25.0 (3.8)</p>	<p>No statistically sig diffs between FLUOX, SER and PAR in baseline-to-endpoint improvement in HAM-D total (overall $P = 0.323$)</p> <p>No sig diffs in efficacy and tolerability of FLUOX, SER, and PAR in treating anxious depression</p> <p>For all treatments, incidence of substantial emergence or any worsening was low with improvement at highest frequency for all HAM-D items</p>	<p>Changes in weight (increase 7%): D1: 1.6 D2: 9.0 D3: 2.9</p> <p>Completers analysis of 26 to 32 weeks change from baseline</p> <p>Diarrhea: D2: 25.6 D3: 20.0</p> <p>Headache: D1: 22.9 D2: 25.6 D3: 23.3</p> <p>Insomnia: D1: 17.1 D2: 23.3 D3: 23.3</p> <p>Nausea: D3: 26.7</p> <p>Somnolence (fatigue): D1: 11.4 D2: 16.3 D3: 10.0</p> <p>Mean weight change: D1: -0.2% D2: +1.0% D3: + 3.6%</p> <p>Changes in weight (increase 7%): D1: 6.8% D2: 4.2% D3: 25.5%</p>	<p>Overall attrition rate: NR</p> <p>ITT analysis: Yes</p> <p>Quality rating: Fair</p>

Evidence Table 1. Randomized controlled trials and observational studies (continued)

Study Characteristics	Research Objective Duration Study Design	Inclusion/Exclusion	Baseline Characteristics	Health Outcome Results	Adverse Events (%)	Analysis and Quality Rating
<p>Author: Fava et al., 2002³⁵ MAIN STUDY</p> <p>Country and setting: United States Multicenter (15 academic centers)</p> <p>Funding: Eli Lilly Research</p>	<p>Research objective: To assess effects of SSRI treatment interruption after successful initial treatment (acute phase) of major depression. Acute treatment phase of study reported here</p> <p>Duration of study: 10 to 16 wks</p> <p>Study design: RCT</p> <p>Overall study N: 284</p> <p>Intervention: D1: FLUOX: 20-60 mg/d D2: SER: 50-200 mg/d D3: PAR: 20-60 mg/d</p>	<p>Inclusion criteria:</p> <ul style="list-style-type: none"> • Adults 18 or older • Diagnosed with MDD according to DSM-III or -IV • Minimum HAM-D score of 16 • MDD for at least 1 mo <p>Exclusion criteria:</p> <ul style="list-style-type: none"> • Pregnant • Lactating • Concomitant psychotherapeutic or psychotropic medications • Additional mental illnesses or organic mental disorder • Illicit drug and alcohol abuse • Clinically sig medical disease • Suicidal tendencies • Presence of seizure disorder with seizure occurring in last yr • History of allergy to study drugs • Use of MAOIs within 2 wks of active therapy 	<p>Mean age (yrs): D1: 42.1 D2: 44.0 D3: 42.5</p> <p>Sex (% female): D1: 63.0 D2: 57.3 D3: 58.3</p> <p>Race (% white): NR</p> <p>Baseline (HAM-A): NR</p> <p>Mean HAM-D score at baseline: D1: 23.1/18.4 D2: 23.5/19.2 D3: 22.6/18.9</p>	<p>No statistically sig diffs between FLUOX, SER and PAR on all outcome measures of HAM-D</p> <p>No statistically sig diffs between FLUOX, SER and PAR in response rates (50% or greater reduction in total HAM-D score from baseine) or remission rates (HAM-D total score of 7 or less at endpoint); response rates: 64.8%, 72.9%, and 68.8% respectively, P = 0.49; remission rates: 54%, 59%, and 57.0% respectively, P = 0.80</p>	<p>Diarrhea: D2: 26.0</p> <p>Headache: D1: 25 D2: 28.1 D3: 21.9</p> <p>Insomnia: D2: 26 D3: 20.8</p> <p>Nausea: D2: 20.8 D3: 25.0</p> <p>Sexual dysfunction : D1: 11.8 D2: 4.9 D3: 20.0</p>	<p>Overall attrition rate: 27.1%</p> <p>ITT analysis: Yes</p> <p>Quality rating: Fair</p>

Evidence Table 1. Randomized controlled trials and observational studies (continued)

Study Characteristics	Research Objective Duration Study Design	Inclusion/Exclusion	Baseline Characteristics	Health Outcome Results	Adverse Events (%)	Analysis and Quality Rating
<p>Author: Fava et al., 2002³⁵ (Subgroup of MAIN PAPER on Sleep Disturbance)</p> <p>Country and setting: United States, multicenter (15 sites)</p> <p>Funding: Eli Lilly and Company</p>	<p>Research objective: To compare efficacy and tolerability of FLUOX vs. PAR and SER for treatment of depression associated with sleep disturbance</p> <p>Duration of study: 10 to 16 wks (depending on response to initial dose; all received 6 wks of therapy at effective dose)</p> <p>Study design: RCT</p> <p>Overall study N: 284 overall; 125 in sleep disturbance subgroup</p> <p>Intervention: D1: FLUOX: 20-60 mg/d D2: PAR: 20-60 mg/d D3: SER: 50-200 mg/d</p>	<p>Inclusion criteria:</p> <ul style="list-style-type: none"> Adults 18 or older Outpatients MDD according to DSM-IV Minimum HAM-D-17 score of 16 Note: Sleep disturbance defined as HAM-D Sleep Disturbance Factor score of at least 4 <p>Exclusion criteria:</p> <ul style="list-style-type: none"> Additional mental illness or organic mental disorder Concomitant psychotropic medications Substance use or dependence (within 6 mos) Pregnant, lactating, or child-bearing potential without contraception Clinically sig medical disease Suicide risk (serious) Seizure within 1 yr Response to PBO in lead-in phase 	<p>Mean age (yrs) in sleep disturbance subgroup: D1: 42.2 D2: 41.9 D3: 43.0</p> <p>Sex (% female) in sleep disturbance subgroup: D1: 60.5 D2: 65.2 D3: 63.4</p> <p>Race (% white): NR</p> <p>Baseline HAM-D-17 in sleep disturbance subgroup: D1: 23.4 (3.9) D2: 22.6 (4.2) D3: 23.5 (3.9)</p> <p>Baseline HAM-D Sleep Disturbance factor in sleep disturbance subgroup: D1: 5.1 (0.9) D2: 4.8 (0.8) D3: 5.1 (0.8)</p> <p>Baseline HAM-A: NR</p>	<p>Depression outcomes in patients with sleep disturbance: No statistically sig diffs between FLUOX, PAR and SER in HAM-D-17 total score improvement (overall $P = 0.853$)</p> <p>Sleep outcomes: Improvement in HAM-D Sleep Disturbance factor was similar for all 3 groups: D1: (-3.1), D2: (-2.9), D3: (-3.1) (overall $P = 0.852$)</p>	<p>Diarrhea: D1: NR D2: NR D3: 26.0</p> <p>Headache: D1: 25.0 D2: 21.9 D3: 28.1</p> <p>Insomnia: D1: NR D2: 20.8 D3: 26.0</p> <p>Nausea: D1: NR D2: 25.0 D3: 20.8</p> <p>Sexual dysfunction (abnormal ejaculation): D1: NR D2: 20.0 (of males) D3: NR</p>	<p>Overall attrition rate: 49%</p> <p>ITT Analysis: Yes</p> <p>Quality rating: Fair</p>

Evidence Table 1. Randomized controlled trials and observational studies (continued)

Study Characteristics	Research Objective, Intervention, Duration, etc	Inclusion/Exclusion Outcome Measures	Population Characteristics	Health Outcome Results	Adverse Events
<p>Author, Year Fava, 2006²⁵²</p> <p>Country and Setting U.S., multicenter</p> <p>Funding Sepracor</p> <p>Quality rating: Fair</p>	<p>Research objective Evaluate effect of adding ESZ to FLX in MDD patients with comorbid insomnia.</p> <p>Drugs, Doses, and Range D1: FLUOX (20-40): starting dose 20mg; dosage range 20-40mg/day; low-medium PLUS placebo D2: FLUOX (20-40 mg): starting dose 20mg; dosage range 20-40mg/day; low-medium plus augmentation with ESZ 3 mg/day</p> <p>Fixed dose No</p> <p>Flexible dose Yes</p> <p>Dosages equivalent No</p> <p>Study design RCT</p> <p>Duration 8 wks</p> <p>Type of depression MDD Somnia</p> <p>Intervention PBO+FLX ESZ+ FLX</p>	<p>Inclusion criteria:</p> <ul style="list-style-type: none"> Adults (age range): 21-64 Diagnosed with MDD according to DSM-IV; 2 wks to 6 mos HAM-D: score of > or:14 (after subtracting three sleep related item scores) Concomitant condition (e.g., alcoholism, anxiety, stroke); insomnia that did not predate symptoms of MDD by more than 10 wks Patients had to record TST ≥6.5 hrs; sleep latency ≥30 min and wake time after sleep onset ≥45 min per night at least 3 times per month <p>Exclusion criteria:</p> <ul style="list-style-type: none"> Concomitant psychotherapeutic or psychotropic medications: at least 14 days prior to randomization Additional mental illnesses or organic mental disorder not related to depression (e.g., schizophrenia, bipolar): psychiatric or personality disorder Illicit drug and alcohol abuse: use within 6 months or positive skin test at screening 	<p>Groups similar at baseline Yes</p> <p>n = D1: 275 D2: 270</p> <p>Mean age, years D1: 40.4 D2: 41.6 Overall: NR</p> <p>Sex, % female D1: 66.4 D2: 66.9 Overall: 67</p> <p>Race, % white D1: 60.2 D2: 65.4 Overall: 63</p> <p>Baseline HAM-A NR Overall: NR</p> <p>Insomnia, % D1: 100 D2: 100 Overall: NR</p> <p>Concomitant anergia, % NR Overall: NR</p> <p>Experienced prior depressive episodes, % NR Overall: 100</p> <p>Comments: CGI-S: 4.3 (0.6) 4.3 (0.6) NR</p> <p>Outpatients/Inpatients Outpatients</p>	<p>HAM-D: mean (SD) D1: 22.1 (4.5) D2: 22.4 (4.5)</p> <p>n at baseline: D1: 275 (ITT 274) D2: 270 (ITT 269)</p> <p>No. of responders, n (%) At week 4 D1: P: 0.01 D2: P: 0.16</p> <p>At week 8 D1: 132 (48) P: 0.002 D2: 159 (59) P: 0.04</p> <p>No. of remitters: D1: (33%) 90 D2: (42%) 113</p> <p>Mean score at baseline (SD): D1: 22.1 (4.5) D2: 22.4 (4.5)</p> <p>Mean score at endpoint (SD): NR</p> <p>Mean score change (SD): NR</p> <p>HAM-D 17 with all items change from baseline analyses with analysis of covariance: P: 0.01 Wk 4 and P: .002. Excluding insomnia items: P: 0.16 Wk 4 and P: 0.04 wk.8.</p> <p>Mean score change reported in figures 4,5,6.</p> <p>MADRS No. of responders:</p>	<p>Overall adverse events, %: D1: 71.5 D2: 76.2</p> <p>Dizziness, %: D1: 3.3 D2: 8.6</p> <p>Headache, %: D1: 14.6 D2: 16.7</p> <p>Insomnia, %: D1: NA D2: NA</p> <p>Sexual dysfunction, %: D1: 2 D2: 1</p> <p>Attrition Overall attrition, %: 31.6</p> <p>Attrition rate, %: D1: 32.5 D2: 30.9</p> <p>Withdrawals due to adverse events, % D1: 7.7 D2: 6.3</p> <p>Withdrawals due to lack of efficacy, % Insomnia failure: D1: 0.7 D2: 0.7</p> <p>Comments NR</p>

Evidence Table 1. Randomized controlled trials and observational studies (continued)

Study Characteristics	Research Objective, Intervention, Duration, etc	Inclusion/Exclusion Outcome Measures	Population Characteristics	Health Outcome Results	Adverse Events
		<ul style="list-style-type: none"> Clinically significant medical disease: clinically unstable or uncontrolled serious medical conditions Suicidal tendencies (acute or other): Other: sensitivity to SSRI, zopiclone, or ESZ, MDD refractory to treatment with an SSRI 	<p>Baseline mean HAM-A > 25? NR or NA</p> <p>Mean age at baseline Less than 65 years</p> <p>Mean HAM-D at baseline Greater than 17 (moderate to severe)</p>	<p>D1: Wk 8: (48%) 132/ <i>P</i>: 0.01 Wk 4 and <i>P</i>: 0.002 Wk 8</p> <p>D2: Wk 8: (59%) 159/ <i>P</i>: 0.16 Wk 4 and <i>P</i>: 0.04 Wk 8</p> <p>Mean score at baseline (SD): D1: 22.1 (4.5) D2: 22.4 (4.5)</p>	
		<p>Outcome measures</p> <ul style="list-style-type: none"> HAM-D: Response \geq 50% decrease from baseline remission \leq 7 CGI-S or CGI-I: time to antidepressant response: 1-very much improved/ 2-much improved/ negative change from baseline QOLs: WASO, sleep latency, increased total sleep time 		<p>CGI-S D1: PBO + FLX D2: ESZ + FLX</p> <p>n at baseline: D1: 275 D2: 270</p> <p>Mean score at baseline (SD): D1: 4.3 (0.6) D2: 4.3 (0.6)</p> <p>CGI results were consistent with HAM-D-17, indicating that ESZ+FLX group had significantly better CGI-I scores (all <i>P</i> < .004; data not shown) and improvement in CGI-S scores (reported in Figure 7) scores after Week 1 relative to ESZ+PBO group (all <i>P</i> &excl;&Uuml;.01). Patients in ESZ+FLX group had significantly shorter times to antidepressant response on basis of CGI-I (<i>P</i>: .0002; Figure 9) and on CGI-S (<i>P</i>: .01; data not shown).</p>	

Evidence Table 1. Randomized controlled trials and observational studies (continued)

Study Characteristics	Research Objective, Intervention, Duration, etc	Inclusion/Exclusion Outcome Measures	Population Characteristics	Health Outcome Results	Adverse Events
				<p>CGI-I D1: PBO + FLX D2: ESZ + FLX</p> <p>Mean score change (SD): Refer to SRS items 66. and 72.</p> <p>Refer to SRS items 66. and 72.</p> <p>CGII Yes</p> <p>Intervention: D1: PBO + FLX D2: ESZ + FLX</p> <p>n at baseline: D1: 275 D2: 270</p> <p>CGI results were consistent with HAM-D-17, indicating that ESZ+FLX group had significantly better CGI-I scores (all $P < .004$; data not shown) and improvement in CGI-S scores (reported in Figure 7) scores after Week 1 relative to ESZ+PBO group (all $P < .01$). Patients in ESZ+FLX group had significantly shorter times to antidepressant response on basis of CGI-I ($P: .0002$; Figure 9) and on CGI-S ($P: .01$; data not shown).</p>	
				<p>QOL scale Sleep Latency</p> <p>Intervention:</p>	

Evidence Table 1. Randomized controlled trials and observational studies (continued)

Study Characteristics	Research Objective, Intervention, Duration, etc	Inclusion/Exclusion Outcome Measures	Population Characteristics	Health Outcome Results	Adverse Events
				<p>D1: PBO + FLX D2: ESZ + FLX</p> <p>n at baseline: D1: 275 (ITT 274) D2: 270 (ITT 268)</p> <p>Mean score at baseline (SD): D1: 129.8 (250.7) D2: 125.4 (234.5)</p> <p>Mean score at endpoint (SD): D1: 47.5 (89.0) D2: 30.0 (55.0)</p> <p>Mean score change (SD): NR <i>P</i>: 0.0001, scores are median (IR)</p> <p>Is adherence reported? NR</p> <p>Rate of adherence or compliance NR</p> <p>Additional Results: NR</p>	

Evidence Table 1. Randomized controlled trials and observational studies (continued)

Study Characteristics	Research Objective Duration Study Design	Inclusion/Exclusion	Baseline Characteristics	Health Outcome Results	Adverse Events (%)	Analysis and Quality Rating
<p>Author: FDA Center for Drug Evaluation & Research (Unpublished study SCT-MD-02), 2001³⁶</p> <p>Country and setting: US Multicenter (22)</p> <p>Funding: Forest Laboratories, Inc.</p>	<p>Research objective: To assess efficacy and safety of ESC vs. CIT and PBO</p> <p>Duration of study: 8 weeks</p> <p>Study design: RCT</p> <p>Overall study N: 248</p> <p>Intervention: D1: Escitalopram: 20-40 mg/d D2: Citalopram: 10-20 mg/d D3: PBO</p>	<p>Inclusion criteria:</p> <ul style="list-style-type: none"> Adults 18 to 80 MDD diagnosis according to DSM-III or -IV MADRS ≥ 22 <p>Exclusion criteria:</p> <ul style="list-style-type: none"> Pregnant Additional mental illnesses or organic mental disorder Illicit drug and alcohol abuse Suicidal tendencies 	<p>Mean age (years): D1: 41.4 D2: 42.0 D3: 42.3</p> <p>Sex (% female): D1: 52 D2: 48 D3: 58</p> <p>Race (% white): D1: 82 D2: 86 D3: 82</p> <p>Baseline (HAM-A): NR</p> <p>Mean HAM-D score at baseline: D1: 24.8 D2: 25.0 D3: 25.0</p> <p>Mean MADRS score at baseline: D1: 28.7 D2: 28.3 D3: 28.8</p>	<p>Mean change from baseline (<i>P</i>-values vs. PBO)</p> <p>HAM-D D1: 10.4 (<i>P</i> = 0.506) D2: 11.4 (<i>P</i> = 0.068) D3: 9.6</p> <p>MADRS D1: 12.9 (<i>P</i> = 0.251) D2: 13.0 (<i>P</i> = 0.151) D3: 11.2</p> <p>MADRS response rate (≥ 50% decrease from baseline) (%): D1: 46 D2: 51 D3: 41 (<i>P</i> = NR)</p>	<p>Diarrhea: D1: 9.6 D2: 14.6 D3: 8.7</p> <p>Fatigue: D1: 12.0 D2: 4.1 D3: 2.4</p> <p>Headache: D1: 21.6 D2: 22.8 D3: 18.1</p> <p>Insomnia: D1: 13.6 D2: 11.4 D3: 6.3</p> <p>Nausea: D1: 16.0 D2: 14.6 D3: 12.6</p> <p>Somnolence: D1: 10.4 D2: 7.3 D3: 4.7</p>	<p>Overall attrition rate: 20%</p> <p>ITT analysis: Yes</p> <p>Quality rating: Fair</p>

Evidence Table 1. Randomized controlled trials and observational studies (continued)

Study Characteristics	Research Objective Duration Study Design	Inclusion/Exclusion	Baseline Characteristics	Health Outcome Results	Adverse Events (%)	Analysis and Quality Rating
<p>Author: Feiger et al., 1996³⁷</p> <p>Country and setting: Europe Multicenter (4)</p> <p>Funding: Bristol Myers Squibb</p>	<p>Research objective: To compare safety and efficacy of NEF with SER in outpatients with moderate to severe depression</p> <p>Duration of study: 6 wks</p> <p>Study design: RCT</p> <p>Overall study N: 160</p> <p>Intervention: D1: NEF: 100-600 mg/d D2: SER: 50-200 mg/d</p>	<p>Inclusion criteria:</p> <ul style="list-style-type: none"> Adults 18 or older Diagnosed with MDD according to DSM-III or -IV Minimum HAM-D score of 20 <p>Exclusion criteria:</p> <ul style="list-style-type: none"> Pregnant Lactating Illicit drug and alcohol abuse Investigational drug use Suicidal tendencies 	<p>Mean age (yrs): D1: 43 D2: 44.5</p> <p>Sex (% female): D1: 48 D2: 55</p> <p>Race (% white): D1: 90 D2: 79</p> <p>Baseline (HAM-A): NR</p> <p>Mean HAM-D score at baseline: D1: 23.5 D2: 23.5</p>	<p>No statistically sig diffs between treatment groups</p> <p>Response rates: D1: 59% D2: 57%</p> <p>Difficulty with ejaculation: D1: no sig AE on sexual function <i>P</i> < 0.01 D2: had sig AEs on sexual function</p>	<p>Overall adverse events: D1: 96 D2: 95</p> <p>Diarrhea: D1: 9 D2: 20</p> <p>Dizziness: D1: 32 D2: 7</p> <p>Headache: D1: 55 D2: 55</p> <p>Insomnia: D1: 21 D2: 23</p> <p>Nausea: D1: 32 D2: 27</p> <p>Somnolence (fatigue): Asthenia: D1: 18 D2: 24</p> <p>Somnolence D1: 23 D2: 21</p> <p>Sweating (increase): D1: 6 D2: 17</p>	<p>Overall attrition rate: 24.4%</p> <p>ITT analysis: Yes</p> <p>Quality rating: Fair</p>

Evidence Table 1. Randomized controlled trials and observational studies (continued)

Study Characteristics	Research Objective Duration Study Design	Inclusion/Exclusion	Baseline Characteristics	Health Outcome Results	Adverse Events (%)	Analysis and Quality Rating
<p>Author: Feiger et al., 1999¹¹⁶</p> <p>Country and setting: United States; outpatient</p> <p>Funding: Bristol Meyers Squibb</p>	<p>Research objective: To evaluate efficacy of NEF in prevention of relapse during continuation phase treatment of patients with MDD</p> <p>Duration of study: 36 wks</p> <p>Study design: RCT</p> <p>Overall study N: 131</p> <p>Intervention: D1: NEF: 400-600 mg/d D2: PBO</p>	<p>Inclusion criteria:</p> <ul style="list-style-type: none"> • Adults • Diagnosed with MDD according to DSM-III or -IV • Minimum HAM-D score of 20 • Must have responded to 16 wks of single-blind NEF treatment (≤ 10 HAM-D for 2 consecutive visits) <p>Exclusion criteria:</p> <ul style="list-style-type: none"> • Pregnant • Lactating • Concomitant psychotherapeutic or psychotropic medications • Additional mental illnesses or organic mental disorder • ECT • MAOI use in past 4 wks 	<p>Mean age (yrs): D1: 40 D2: 42.6</p> <p>Sex (% female): D1: 72 D2: 71</p> <p>Race (% white): D1: 94 D2: 98</p> <p>Baseline HAM-A: NR</p> <p>Baseline HAM-D: D1: 24.4 (0.3) D2: 24.2 (0.3)</p>	<p>Kaplan-Meier survival curves show relapse rate sig lower ($P = 0.0009$) in NEF (1.8%) group vs. PBO (18.3%) group</p> <p>Discontinuation due to lack of efficacy 17.3% for NEF and 32.8% for PBO</p> <p>Relative risk of relapse (HAM-D) was sig lower for NEF than PBO overall (0.094; $P = 0.003$) and stratified by recurrent depression, melancholia, and sex ($P < 0.005$ for all)</p> <p>Relative risk of relapse based on discontinuation due to lack of efficacy also was sig lower for NEF than PBO (0.445; $P = 0.04$)</p>	<p>Changes in weight (increase): D1: +0.6kg D2: +0.9kg</p> <p>Headache: D1: 20 D2: 14</p> <p>Nausea: D1: 12 D2: 8</p>	<p>Overall attrition rate: 45%</p> <p>ITT Analysis Yes</p> <p>Quality rating: Fair</p>

Evidence Table 1. Randomized controlled trials and observational studies (continued)

Study Characteristics	Research Objective Duration Study Design	Inclusion/Exclusion	Baseline Characteristics	Health Outcome Results	Adverse Events	Analysis and Quality Rating
<p>Author: Feighner et al., 1991³⁸</p> <p>Country and setting: United States Multicenter (2 sites)</p> <p>Funding: Burroughs Wellcome Co</p>	<p>Research objective: Efficacy and safety of BUP and FLUOX in depressed outpatients</p> <p>Duration of study: 6 wks</p> <p>Study design: RCT</p> <p>Overall study N: 123</p> <p>Intervention: D1: BUP: 225-450 mg/d (382) D2: FLUOX: 20-80 mg/d (38)</p>	<p>Inclusion criteria:</p> <ul style="list-style-type: none"> Adults 18 or older Diagnosed with MDD according to DSM-III or -IV Minimum HAM-D score of 20 <p>Exclusion criteria:</p> <ul style="list-style-type: none"> Pregnant Lactating Concomitant psychotherapeutic or psychotropic medications Illicit drug and alcohol abuse Clinically sig medical disease Suicidal tendencies 	<p>Mean age (yrs): D1: 40.9 D2: 42.9</p> <p>Sex (% female): D1: 62 D2: 61</p> <p>Race (% white): NR</p> <p>Baseline (HAM-A): NR</p> <p>Mean HAM-D score at baseline: D1: 25.3 D2: 26.1</p>	<p>No sig diffs in changes of HAM-D score between treatment groups</p> <p>No sig diffs in percentage of clinical responders (more than 50% HAM-D scale reduction) between treatment groups, D1: 62.7%, D2: 58.3%</p> <p>No sig diffs in changes of CGI-S, CGI-I, and HAM-A scores</p> <p>Higher rate of impotence (4.7% vs 0%), anorgasmia (1.7% vs 0%), and libido decrease (1.7% vs 0%) for FLUOX (P = NR)</p>	<p>NR</p>	<p>Overall Attrition rate: 7.3%</p> <p>ITT Analysis: Yes</p> <p>Quality rating: Fair</p>

Evidence Table 1. Randomized controlled trials and observational studies (continued)

Study Characteristics	Research Objective Duration Study Design	Inclusion/Exclusion	Baseline Characteristics	Health Outcomes Results	Adverse Events (%)	Analysis Quality Rating
<p>Author: Ferguson et al., 2001¹⁸⁹</p> <p>Country and setting: United States Multicenter (9 sites)</p> <p>Funding: Bristol Myers Squibb</p>	<p>Research objective: To compare effects of NEF and SER on reemergence rates of sexual dysfunction in depressed patients who'd had sexual dysfunction with previous SER treatment</p> <p>Duration of study: 8 wks</p> <p>Study design: RCT</p> <p>Overall study N: 75</p> <p>Intervention: D1: NEF: 200-400 mg/d D2: SER: 50-100 mg/d</p>	<p>Inclusion criteria:</p> <ul style="list-style-type: none"> • Adults 18 to 65 • Diagnosed with MDD according to DSM-III or -IV • Receiving SER and experiencing attributable sexual dysfunction <p>Exclusion criteria:</p> <ul style="list-style-type: none"> • Pregnant • Lactating • Concomitant psychotherapeutic or psychotropic medications • Additional mental illnesses or organic mental disorder • Illicit drug and alcohol abuse • Clinically sig medical disease • Investigational drug use within last 30 days 	<p>Mean age (yrs): D1: 43.2 D2: 44.8</p> <p>Sex (% female): D1: 46 D2: 48</p> <p>Race (% white): D1: 95 D2: 97</p> <p>Baseline (HAM-A): NR</p> <p>Baseline HAM-D: D1: 11.5 D2: 10.5</p>	<p>More SER treated patients had reemergence of sexual dysfunction than nefazadone-treated (76% vs. 26%; <i>P</i> < 0.001); similar response rate for both treatments (numerical data NR)</p>	<p>Overall adverse events: D1: 100 D2: 97</p> <p>Sexual dysfunctional (male ejaculation): D1: 76 D2: 26</p>	<p>Overall attrition rate: 32%</p> <p>ITT Analysis Yes</p> <p>Quality rating: Fair</p>

Evidence Table 1. Randomized controlled trials and observational studies (continued)

Study Characteristics	Research Objective Duration Study Design	Inclusion/Exclusion	Baseline Characteristics	Health Outcome Results	Adverse Events (%)	Analysis and Quality Rating
<p>Author: Flament et al., 1999¹⁶⁵</p> <p>Country and setting: UK, multicenter (20 psychiatric clinics)</p> <p>Funding: Not reported, but 2nd author employed by Pfizer Inc</p>	<p>Research objective: To compare response rates of FLUOX vs. SER for treatment of depression in subgroups of patients with depression</p> <p>Duration of study: 6 wks</p> <p>Study design: RCT</p> <p>Overall study N: 286 randomized 248 included in analysis 174 in melancholia subgroup (defined by DSM-III-R criteria) 131 in anxiety subgroup (7 or more on Covi Anxiety Scale) 47 in psychomotor retardation group (HAM-D item 8 ≥2 and item 9 ≤ 1) 78 in psychomotor agitation subgroup (HAM-D item 8 ≤ 1 and item 9 ≥2)</p> <p>Intervention: D1: FLUOX 20-40 mg/d (mean 25) D2: SER 50-100 mg/d (mean 62.5)</p>	<p>Inclusion criteria:</p> <ul style="list-style-type: none"> • Adults 18 or older • Outpatients • MDD or bipolar, depressed by DSM-III-R criteria • Minimum HAM-D-17 score of 18 • Raskin Depression score higher than Covi Anxiety score <p>Exclusion criteria:</p> <ul style="list-style-type: none"> • Additional mental illnesses or organic mental disorder • Concomitant psychotherapeutic drugs • Concomitant ECT or psychotherapy • Substance use or dependence (within 6 mos) • Pregnant, lactating, or child-bearing potential without contraception • Clinically sig medical disease • Suicide risk • PBO response during washout • Previous use of study drugs 	<p>Mean age (yrs): D1: 49.9 D2: 49.9</p> <p>Sex (% female): D1: 65 D2: 57</p> <p>Race (% white): NR</p> <p>Baseline HAM-D-17: D1: 23.4 D2: 23.2</p> <p>Baseline HAM-A: NR</p>	<p>Depression results in patients with melancholia: Mean HAM-D change did not differ between groups (-9.8 FLUOX vs. -11.0 SER). Response rates were higher for SER (59%) vs. FLUOX (44%) (<i>P</i> < 0.05)</p> <p>Depression results in anxiety: FLUOX and SER groups had similar HAM-D mean change (-10.6 vs. -9.7) and response rates (48% vs. 47%; <i>P</i> = NR)</p> <p>Depression results in psychomotor change: In retardation, HAM-D change and response were similar (Change/response: -10.7/46% for FLUOX vs. -9.1/48% for SER; <i>P</i> = NR). In agitation, HAM-D improvement was 8.7 for FLUOX vs. 12.4 for SER (<i>P</i> = 0.02); response rate was 39% for FLUOX vs. 62% for SER (<i>P</i> = 0.04)</p>	<p>Overall adverse events: D1: 60 D2: 57</p>	<p>Overall attrition rate: 13.3%</p> <p>ITT Analysis: Yes</p> <p>Quality rating: Fair</p>

Evidence Table 1. Randomized controlled trials and observational studies (continued)

Study Characteristics	Research Objective Duration Study Design	Inclusion/Exclusion	Baseline Characteristics	Health Outcome Results	Adverse Events	Analysis and Quality Rating
<p>Author: Franchini et al., 1997¹¹⁷ and Franchini et al., 2000¹¹⁸</p> <p>Country and setting: Italy Mood disorder clinic</p> <p>Funding: Not reported</p>	<p>Research objective: Efficacy and safety of fluvoxamine and sertraline in the long-term treatment of depression</p> <p>Duration of study: 24/48 months</p> <p>Study design: RCT</p> <p>Overall study N: 64 (4-year followup: enrolled 47)</p> <p>Intervention: Drug 1: Sertraline: 100-200 mg/d Drug 2: Fluvoxamine: 200-300 mg/d</p>	<p>Inclusion criteria:</p> <ul style="list-style-type: none"> Asymptomatic patients; unipolar patients with prior episodes; depressive episode within past 18 months; at least 4 months of remission confirmed by absence of symptoms according to DSM-IV; absence of other Axis I diagnosis <p>Exclusion criteria:</p> <ul style="list-style-type: none"> Other Axis I diagnosis; low compliance with past treatments; mania or hypomania; prior long-term maintenance treatment; recurrence cycle not longer than 18 months 	<p>Mean age (years): Drug 1: 47.3 Drug 2: 49.0</p> <p>Sex (% female): Drug 1: 78 Drug 2: 75</p> <p>Race (% white): Drug 1: NR Drug 2: NR</p> <p>Baseline (HAM-A): NR</p> <p>Baseline HAM-D: NR</p>	<p>2-years: 21.9% of sertraline-treated patients and 18.7% of fluvoxamine-treated patients had a single recurrence ($z = 0.14$; $P = 0.88$)</p> <p>4-year follow-up: No significant difference in recurrences between the treatment groups; sertraline: 13.6%, fluvoxamine: 20%</p>	<p>Headache: Drug 1: NR Drug 2: 3.1</p> <p>Nausea: Drug 1: 6.2 Drug 2: 9.4</p> <p>Sexual dysfunctional (male ejaculation): Drug 1: 12.5</p> <p>Somnolence (fatigue): Drug 2: 3.1</p>	<p>Overall attrition rate: NR</p> <p>ITT Analysis No, but not necessary since 100% completed trial with outcome assessments</p> <p>Quality rating: Fair</p>

Evidence Table 1. Randomized controlled trials and observational studies (continued)

Study Characteristics	Research Objective Duration Study Design	Inclusion/Exclusion	Baseline Characteristics	Health Outcome Results	Adverse Events (%)	Analysis and Quality Rating
<p>Author: Gagiano, 1993⁴¹</p> <p>Country and setting: South Africa University hospital</p> <p>Funding: NR</p>	<p>Research objective: Safety and efficacy comparison of PAR and FLUOX in patients with MDD</p> <p>Duration of study: 6 wks</p> <p>Study design: RCT</p> <p>Overall study N: 90</p> <p>Intervention: D1: FLUOX: 20-60 mg/d D2: PAR: 20-40 mg/d</p>	<p>Inclusion criteria:</p> <ul style="list-style-type: none"> • Adults 18 to 65 • MDD diagnosis according to DSM-III or -IV • Minimum HAM-D score of 18 <p>Exclusion criteria:</p> <ul style="list-style-type: none"> • Pregnant • Lactating • Illicit drug and alcohol abuse • Clinically sig medical disease • ECT within last 3 mos • Suicidal tendencies 	<p>Mean age (yrs): D1: 39.6 D2: 37.8</p> <p>Sex (% female): D1: 80 D2: 80</p> <p>Race (% white): NR</p> <p>Baseline (HAM-A): NR</p> <p>Mean HAM-D score at baseline: NR</p>	<p>No sig diffs in mean total scores for HAM-D, CGI-I or CGI-S, HAM-A, and MADRS at endpoint or any other study point measures</p> <p>No sig diff in patients responding (at least 50% improvement of HAM-D) between treatment groups (PAR: 70%, FLUOX: 63%; no <i>P</i> value reported)</p> <p>No sig diffs in groups on HAM-D (item 3) measure for suicidal ideation, both groups showed reduction over 6-wk period</p>	<p>Diarrhea: D1: 13.0 D2: 13.0</p> <p>Headache: D1: 47.0 D2: 53.0</p> <p>Insomnia: D1: 20.0 D2: 11.0</p> <p>Nausea: D1: 33.0 D2: 36.0</p>	<p>Overall attrition rate: 21%</p> <p>ITT analysis: Yes</p> <p>Quality rating: Fair</p>

Evidence Table 1. Randomized controlled trials and observational studies (continued)

Study Characteristics	Research Objective Duration Study Design	Inclusion/Exclusion	Baseline Characteristics	Health Outcome Results	Adverse Events	Analysis and Quality Rating
<p>Author: Gelenberg et al., 2003¹¹⁹</p> <p>Country and setting: United States Multiclinic</p> <p>Funding: Bristol-Myers-Squibb</p>	<p>Research objective: Comparison of NEF and PBO in prevention of depression recurrence</p> <p>Duration of study: 52 wks</p> <p>Study design: RCT</p> <p>Overall study N: 165 for maintenance phase</p> <p>Intervention: D1: NEF: 300-600 mg/d (495.2) D2: PBO D3: Overall</p>	<p>Inclusion criteria:</p> <ul style="list-style-type: none"> • Adults 18 to 75 • Diagnosed with MDD according to DSM-III or -IV • Minimum HAM-D score of 20 <p>Exclusion criteria:</p> <ul style="list-style-type: none"> • Pregnant • Additional mental illnesses or organic mental disorder • Illicit drug and alcohol abuse • Clinically sig medical disease • ECT within last 3 mos • Suicidal tendencies 	<p>Mean age (yrs): D1: 44.4 D2: 44.1 D3: 44.0</p> <p>Sex (% female): D1: 69.7 D2: 65.5 D3: 67.5</p> <p>Race (% white): Overall: 96.5</p> <p>Baseline HAM-A: NR</p> <p>Baseline HAM-D: NR</p>	<p>At end of 1 yr, conditional probability of recurrence was 30.3% for NEF-treated patients, compared with 47.5% for PBO-treated patients</p>	<p>Changes in weight (decrease): D1: 14.1 D2: 9.5</p> <p>Changes in weight (increase): D1: 4.7 D2: 14.3</p> <p>Headache: D1: 41.0 D2: 32.2</p> <p>Insomnia: D1: 17.9 D2: 19.5</p> <p>Nausea: D1: 10.3 D2: 6.9</p> <p>Sexual dysfunction (male ejaculation): D1: 2.6 D2: 3.4</p> <p>Somnolence (fatigue): D1: 15.4 D2: 4.6</p>	<p>Overall attrition rate: 50.6%</p> <p>ITT Analysis Yes</p> <p>Quality rating: Fair</p>

Evidence Table 1. Randomized controlled trials and observational studies (continued)

Study Characteristics	Research Objective, Intervention, Duration, etc	Inclusion/Exclusion Outcome Measures	Population Characteristics	Health Outcome Results	Adverse Events
<p>Author, Year Gibbons et al., 2007¹⁹¹</p> <p>Country and Setting United States, multicenter (VHA health care centers)</p> <p>Funding NIMH</p> <p>Quality rating: Fair</p>	<p>Research objective To examine relationship between antidepressant treatment and suicide attempts in adult patients in Veterans Administration health care system.</p> <p>Drugs, Doses, and Range D1: MIR (15-45 mg 1 x daily) D2: NEF (200-600 mg 2 x daily) D3: VEN (75-375 mg 2-3 x daily) D4: Other (augmentation): SSRI monotherapy (not specified), non-SSRI monotherapy (BUP, MIR, NEF, and VEN), or tricyclic monotherapy</p> <p>Fixed dose No</p> <p>Flexible dose Yes</p> <p>Dosages equivalent No</p> <p>Study design Observational</p> <p>Duration Article does not provide start and end dates, but does state that investigators were examining those that experienced depressive disorders or unipolar mood disorders in 2003 or 2004</p> <p>Type of depression MDD Dysthymia</p>	<p>Inclusion criteria:</p> <ul style="list-style-type: none"> Adults (age range) was not provided; however, focus of article was on adult population. Patients who experienced depressive disorders or unipolar mood disorders (ICD-9 CM codes 296.2, 296.3, 300.4, and 311) in 2003 or 2004, had at least 6 months of follow-up, had no history of these disorders or antidepressant treatment from 2000 to 2002. <p>Exclusion criteria:</p> <p>Outcome measures</p> <ul style="list-style-type: none"> Analysis based on suicide attempts that were sufficiently serious to have led to contact with VA health care system (coded by ICD-9 code E950-E959). 	<p>Groups similar at baseline Yes</p> <p>n = D1: 59,432 D2: 82,828 D3: 27,548 D4: 4,099</p> <p>Mean age, years (SD) D1: 57.6 (15.1) D2: 60.3 (15.0) D3: 55.6 (14.3) D4: 57.3 (14.1)</p> <p>Sex, % female D1: 8.4 D2: 7.8 D3: 7.7 D4: 8.0</p> <p>Race, % white NR</p> <p>Baseline HAM-A NR</p> <p>Insomnia, % NR</p> <p>Concomitant anergia, % NR</p> <p>Experienced prior depressive episodes, % D1: *NR- see comments D2: *NR-see comments D3: *NR-see comments D4: *NR-see comments</p> <p>Comments: The article reports that 26.0 % of cohort (N: 226,866) was White. It should also be noted that race of 64.3% of cohort was unknown.</p> <p>Additional results:</p>	<p>HAM-D NR</p> <p>MADRS NR</p> <p>CGI-S NR</p> <p>CGI-I NR</p> <p>CGII No</p> <p>QOL scale NR</p> <p>Another QOL scale Activities Questionnaire Total Score n at baseline: 102 104 102</p> <p>Mean score at endpoint (SD): 53.0 (11.5) 52.3 (9.7) 50.4 (11.3)</p> <p>Is adherence reported? NR</p> <p>Rate of adherence or compliance NR</p> <p>Additional Results:</p>	<p>Attrition Overall attrition, %: NA</p> <p>Attrition rate, %: NR</p> <p>Withdrawals due to adverse events, % NR</p> <p>Withdrawals due to lack of efficacy, % NR</p> <p>Comments NR</p>

Evidence Table 1. Randomized controlled trials and observational studies (continued)

Study Characteristics	Research Objective, Intervention, Duration, etc	Inclusion/Exclusion Outcome Measures	Population Characteristics	Health Outcome Results	Adverse Events
	Patients who experienced depressive disorders or unipolar mood disorders		<p>Duration of follow-up (days and SD):</p> <ul style="list-style-type: none"> • No Antidepressants: 450 (160) • SSRI Monotherapy: 464 (161) • Non-SSRI Monotherapy: 462 (163) • Tricyclic Monotherapy: 484 (164) <p>Diagnosis-major categories:</p> <ul style="list-style-type: none"> • MDD, single episode- No Antidepressant: 2,734 • SSRI Monotherapy: 3,893 • Non-SSRI Monotherapy: 1,763 • Tricyclic Monotherapy: 139 <p>MDD, recurrent</p> <ul style="list-style-type: none"> • No Antidepressants: 3,923 • SSRI Monotherapy: 4,307 • Non-SSRI Monotherapy: 2,617 • Tricyclic Monotherapy: 230 <p>Dysthymic disorder</p> <ul style="list-style-type: none"> • No Antidepressant: 7,022 • SSRI Monotherapy: 7,786 • Non-SSRI Monotherapy: 2,810 • Tricyclic Monotherapy: 406 • Depression not otherwise specified: 45,584 • SSRI Monotherapy: 66,510 • Non-SSRI Monotherapy: 20,165 • Tricyclic Monotherapy: 3,312; <p>Method of suicide attempt:</p> <p>Poisoning</p> <ul style="list-style-type: none"> • No Antidepressants: 22,108 • SSRI Monotherapy: 27,582 • Non-SSRI Monotherapy: 8,981 • Tricyclic Monotherapy: 1,119 <p>Hanging or strangulation</p> <ul style="list-style-type: none"> • No Antidepressant: 25,080 • SSRI Monotherapy: 36,610 • Non-SSRI Monotherapy: 12,066 • Tricyclic Monotherapy: 1,865 <p>Cutting or piercing</p>	NR	

Evidence Table 1. Randomized controlled trials and observational studies (continued)

Study Characteristics	Research Objective, Intervention, Duration, etc	Inclusion/Exclusion Outcome Measures	Population Characteristics	Health Outcome Results	Adverse Events
			<ul style="list-style-type: none"> • No Antidepressant: 4,755 • SSRI Monotherapy: 6,129 • Non-SSRI Monotherapy: 1,956 • Tricyclic Monotherapy: 373 <p>Firearm</p> <ul style="list-style-type: none"> • No Antidepressant: 892 • SSRI Monotherapy: 2,071 • Non-SSRI Monotherapy 248 • Tricyclic Monotherapy: 742 <p>Other or unspecified</p> <ul style="list-style-type: none"> • No Antidepressant: 6,597 • SSRI Monotherapy: 10,436 • Non-SSRI Monotherapy: 4,297 • Tricyclic Monotherapy: 0. <p>The diagnostic codes and entrance criteria were select patients who were experiencing a new depressive episode. article did note that cohort had no history of depressive disorders(or unipolar disorder) or antidepressant treatment from 2000 to 2002. data that was abstracted was based on patients who were not treated with an antidepressant (n: 59,432), and those who were treated with one or more medications of a single antidepressant type (n: 114,475) - a total of 173,907 patients.</p> <p>Outpatients/Inpatients Both</p> <p>Baseline mean HAM-A > 25? NR</p> <p>Mean age at baseline Less than 65 years</p> <p>Mean HAM-D at baseline NR</p>		

Evidence Table 1. Randomized controlled trials and observational studies (continued)

Study Characteristics	Research Objective Duration Study Design	Inclusion/Exclusion	Baseline Characteristics	Health Outcome Results	Adverse Events (%)	Analysis and Quality Rating
<p>Author: Gilaberte et al., 2001¹²⁰</p> <p>Country and setting: Spain; multicenter (10)</p> <p>Funding: Eli Lilly and Co</p>	<p>Research objective: To evaluate efficacy and safety of FLUOX compared to PBO in maintenance treatment of recurrent unipolar depression</p> <p>Duration of study: 1 yr for maintenance (2 yrs total)</p> <p>Study design: RCT</p> <p>Overall study N: 140 (double-blind maintenance phase)</p> <p>Intervention: D1: FLUOX: 20-40 mg/d D2: PBO</p>	<p>Inclusion criteria:</p> <ul style="list-style-type: none"> Adults 18 to 65 Diagnosed with MDD according to DSM-III or -IV Minimum HAM-D score of 18 At least one prior depressive episode in last 5 yrs CGI-S score at least 4 in index episode <p>Exclusion criteria:</p> <ul style="list-style-type: none"> Pregnant Lactating Additional mental illnesses or organic mental disorder Illicit drug and alcohol abuse Suicidal tendencies Previous resistance to pharmacologic treatment 	<p>Mean age (yrs): D1: 44.4 D2: 43.8</p> <p>Sex (% female): D1: 78.6 D2: 78.6</p> <p>Race (% white): NR</p> <p>Baseline HAM-A: NR</p> <p>Baseline HAM-D: D1: 2.8 (2.0) D2: 3.1 (2.7)</p>	<p>20% recurrence rate with FLUOX vs. 40% with PBO ($P = 0.010$); symptom-free period sig longer for FLUOX vs. PBO (295 days vs. 192 days, $P = 0.002$); mean end-point HAMD sig lower in FLUOX vs. PBO (6.5 ± 8.6 vs. 9.9 ± 9.4; $P = 0.027$)</p>	<p>Overall adverse events: D1: 62.9 D2: 68.6</p> <p>Changes in weight (decrease): D1: 11.4 D2: 7.1</p> <p>Dizziness: D1: 10.0 D2: 17.1</p> <p>Headache: D1: 20 D2: 27.1</p> <p>Insomnia: D1: 21.4 D2: 14.3</p> <p>Nausea: D1: 12.9 D2: 12.9</p>	<p>Overall attrition rate: 44.3%</p> <p>ITT Analysis Yes</p> <p>Quality rating: Fair</p>

Evidence Table 1. Randomized controlled trials and observational studies (continued)

Study Characteristics	Research Objective, Intervention, Duration, etc	Inclusion/Exclusion Outcome Measures	Population Characteristics	Health Outcome Results	Adverse Events
<p>Author, Year Gillin et al., 1997⁴²</p> <p>Country and Setting United States; multicenter</p> <p>Funding Bristol-Myers-Squibb National Center for Research Resources; Mental Health Clinical Research Center, National Institutes of Health</p> <p>Quality rating: Fair</p>	<p>Research objective To compare effects of NEF and FLUOX on sleep architecture and subjective sleep complaints in depressed outpatients with insomnia.</p> <p>Drugs, Doses, and Range D1: NEF (200-600 mg 2 x daily): 200 mg/day for week 1; low; 400 mg/day for week 2-8; med D2: FLUOX (20 mg 1 x daily): 20 mg/day; low</p> <p>Fixed dose No</p> <p>Flexible dose Yes</p> <p>Dosages equivalent No</p> <p>Study design RCT</p> <p>Duration 8 weeks</p> <p>Type of depression MDD</p> <p>Intervention D1: NEF D2: FLUOX</p>	<p>Inclusion criteria:</p> <ul style="list-style-type: none"> Adults (age range): 21-55 yo Diagnosed according to DSM-III-R with non-psychotic, moderate to severe MDD HAM-D-17: minimum score of 18 Must meet subjective criteria of sleep disturbance <p>Exclusion criteria:</p> <ul style="list-style-type: none"> Pregnant Lactating Additional mental illnesses or organic mental disorder not related to depression (e.g., schizophrenia, bipolar) Illicit drug and alcohol abuse History of psychoactive substance use disorder in last 12 months Clinically significant medical disease: current general medical conditions Shift workers Primary sleep disorders independent of affective disturbance <p>Outcome measures</p> <ul style="list-style-type: none"> HAM-D: total score, Depressed Mood Item, Sleep Disturbance Items Sleep efficiency Sleep architecture 	<p>Groups similar at baseline Yes</p> <p>n = D1: 24 D2: 20 Overall: 44</p> <p>Mean age, years D1: 35.3 D2: 36.7</p> <p>Sex, % female D1: 67 D2: 70</p> <p>Race, % white D1: 63 D2: 75</p> <p>Baseline HAM-A NR</p> <p>Insomnia, % D1: 100 D2: 100</p> <p>Concomitant anergia, % NR</p> <p>Experienced prior depressive episodes, % NR</p> <p>Previous antidepressant use, % D1: 42 D2: 50</p> <p>Baseline mean HAM-A > 25? NR</p>	<p>HAM-D mean change from baseline D1: -11.5 (1.41) D2: -10.3 (1.35) P=NR (ns)</p> <p>HAM-D depressed mood item mean change from baseline D1: -1.4 (0.28) D2: -1.1 (0.18) P=NR (ns)</p> <p>Sleep efficiency mean change from baseline D1: 0.2 (1.73) D2: -4.8 (1.66) P=0.05</p>	<p>Attrition Overall attrition, %: 18.2</p> <p>Attrition rate, %: D1: 20.8 D2: 15.0</p> <p>Withdrawals due to adverse events, % D1: 17 D2: 15</p> <p>Withdrawals due to lack of efficacy, % D1: 0 D2: 0</p>

Evidence Table 1. Randomized controlled trials and observational studies (continued)

Evidence Table 1. Randomized controlled trials and observational studies (continued)

Study Characteristics	Research Objective Duration Study Design	Inclusion/Exclusion	Baseline Characteristics	Health Outcome Results	Adverse Events (%)	Analysis and Quality Rating
<p>Author: Glassman et al., 2002²³⁴</p> <p>Country and setting: multinational, conducted in 40 outpatient cardiology centers and psychiatry clinics</p> <p>Funding: Pfizer</p>	<p>Research objective: To evaluate safety and efficacy of SER treatment of MDD in patients hospitalized for acute MI or unstable angina free of other life-threatening medical conditions</p> <p>Duration of study: 24 wks</p> <p>Study design: RCT</p> <p>Overall study N: 369</p> <p>Intervention: D1: SER: 50-200 mg/d D2: PBO</p>	<p>Inclusion criteria:</p> <ul style="list-style-type: none"> Adults Diagnosed with MDD according to DSM-III or -IV Acute MI or hospitalization for unstable angina in past 30 days <p>Exclusion criteria:</p> <ul style="list-style-type: none"> Concomitant psychotherapeutic or psychotropic medications Additional mental illnesses or organic mental disorder Illicit drug and alcohol abuse Clinically sig medical disease Sig suicide risk Women of childbearing potential not on adequate contraception Current use of antiarrhythmic medications 	<p>Mean age (yrs): D1: 56.8 D2: 57.6</p> <p>Sex (% female): D1: 37 D2: 36</p> <p>Race (% white): D1: 74 D2: 79</p> <p>Baseline (HAM-A): NR</p> <p>Baseline HAM-D: D1: 19.6 (5.3) D2: 19.6 (5.4)</p>	<p>HAM-D mean score (SD) and mean score change: All randomized patients: D1: 19.6 (5.3) and -8.4 (0.41) D2: 19.6 (5.4) and -7.6 (0.41)</p> <p>Any recurrent depression: D1: 20.6 (5.1) and -9.8 (0.59) D2: 20.8 (5.6) and -7.6 (0.61)</p> <p>Patients with 2 prior episodes, plus HAM-D score \geq 18: D1: 22.9 (3.6) and -12.3 (0.88) D2: 24.5 (4.4) and -8.9 (0.98)</p> <p># CGI responders total sample: D1: 125 (67%) D2: 97 (53%) ($P = 0.01$)</p> <p>Any recurrent MDD: D1: 69 (72%) D2: 46 (51%) ($P = 0.003$)</p> <p>Patients with more severe (2 prior episodes plus HAM-D score \geq 18): D1: 39 (78%) D2: 18 (45%) ($P = 0.001$)</p>	<p>Cardiovascular adverse events: D1: 52.7 D2: 59.0</p> <p>Diarrhea: D1: 18.8 D2: 7.7</p> <p>Dizziness: D1: 15.6 D2: 12.0</p> <p>Headache: D1: 20.4 D2: 16.4</p> <p>Insomnia: D1: 18.8 D2: 18.8</p> <p>Nausea: D1: 19.9 D2: 10.9</p> <p>Somnolence (fatigue): D1: 14.5 D2: 13.7</p>	<p>Overall attrition rate: 26.8%</p> <p>ITT Analysis Yes</p> <p>Quality rating: Fair</p>

Evidence Table 1. Randomized controlled trials and observational studies (continued)

Study Characteristics	Research Objective, Intervention, Duration, etc	Inclusion/Exclusion Outcome Measures	Population Characteristics	Health Outcome Results	Adverse Events
<p>Author, Year Golden et al., 2002⁴³</p> <p>Country and Setting USA and Canada, multicenter</p> <p>Funding GlaxoSmithKline</p> <p>Quality rating: Fair high attrition, adverse events not with valid scale</p>	<p>Research objective To determine antidepressant efficacy and tolerability of PAR CR and PAR IR in adult patients with MDD.</p> <p>Drugs, Doses, and Range</p> <ul style="list-style-type: none"> • PAR (10-60 mg 1 x daily): 20-50 mg/day (low to high) • PAR CR (12.5-75 mg 1 x daily): 25-62.5 mg/day (low to high) <p>Fixed dose No</p> <p>Flexible dose Yes</p> <p>Dosages equivalent Yes</p> <p>Study design RCT</p> <p>Duration 12 weeks</p> <p>Type of depression MDD</p> <p>Intervention D1: PAR CR D2: PAR IR D3: PBO</p>	<p>Inclusion criteria:</p> <ul style="list-style-type: none"> • Adults (age range): 18-65 • Diagnosed with MDD according to DSM-III or -IV • HAM-D: 20 or more (and did not decrease by more than 25% between screening and baseline) <p>Exclusion criteria:</p> <ul style="list-style-type: none"> • Concomitant psychotherapeutic or psychotropic medications: treatment with monoamine oxidase inhibitor, benzodiazepine, or other psychoactive agent (excluding chloral hydrate) • Additional mental illnesses or organic mental disorder not related to depression (e.g., schizophrenia, bipolar) • Illicit drug and alcohol abuse within 6 months of screening • ECT within last: 3 months • Suicidal tendencies (acute or other) • History of brief depressive episodes (≤8 weeks) • Homicidal risk • Currently taking PAR or history of PAR nonresponse or 	<p>Groups similar at baseline Yes</p> <p>n = D1: 212 D2: 217 D3: 211</p> <p>Mean age, years D1: 40.7 D2: 39.9 D3: 39.7</p> <p>Sex, % female D1: 63.2 D2: 69.1 D3: 63.0</p> <p>Race, % white D1: 88.2 D2: 86.6 D3: 85.3</p> <p>Baseline HAM-A NR</p> <p>Insomnia, % NR</p> <p>Concomitant anergia, % NR</p> <p>Experienced prior depressive episodes, % NR</p> <p>Comments: Outpatients/Inpatients</p> <p>Baseline mean HAM-A > 25? NR</p> <p>Mean age at baseline Less than 65 years</p> <p>Mean HAM-D at baseline</p>	<p>HAM-D D1: NEF D2: FLUOX</p> <p>n at baseline: D1: 22 D2: 21</p> <p>Mean score at baseline (SD): D1: 23.5 D2: 23.6</p> <p>Mean score at endpoint (SD): D1: 11.5 D2: 11.5</p> <p>Mean score change (SD): D1: -12.0 D2: -12.1</p> <p>MADRS NR</p> <p>Mean score at baseline (SD): D1: 23.5 D2: 23.6</p> <p>CGI-S NR</p> <p>CGI-I NR</p> <p>Mean score change (SD): Not a QOL Scale- HAM-D Sleep Disturbance item</p> <p>Not a QOL Scale- HAM-D Sleep Disturbance item</p> <p>CGII NR</p> <p>QOL scale D1: NEF</p>	<p>Weight gain, %: D1: 3.8 D2: 4.2 D3: 1.4</p> <p>Weight loss, %: D1: 4.3 D2: 2.3 D3: 1.4</p> <p>Constipation, %: D1: 10.4 D2: 12.0 D3: 4.3</p> <p>Diarrhea, %: D1: 18.4 D2: 13.4 D3: 7.1</p> <p>Dizziness, %: D1: 19.3 D2: 16.6 D3: 4.7</p> <p>Nausea, %: D1: 23.6 D2: 30.9 D3: 14.2</p> <p>Sexual dysfunction, %: Abnormal ejaculation: D1: 26.9 D2: 23.9 D3: 1.3</p> <p>Female genital disorders: D1: 10.4 D2: 5.3 D3: 0.8</p> <p>Attrition Overall attrition, %: 30.7</p> <p>Attrition rate, %: D1: 25.7</p>

Evidence Table 1. Randomized controlled trials and observational studies (continued)

Study Characteristics	Research Objective, Intervention, Duration, etc	Inclusion/Exclusion Outcome Measures	Population Characteristics	Health Outcome Results	Adverse Events
		intolerability Outcome measures <ul style="list-style-type: none"> HAM-D: 17-item total score, depressed mood (item 1), psychic anxiety (item 10) 	Greater than 17 (moderate to severe)	D2: FLUOX Intervention: D1: 22 D2: 21 n at baseline: D1: 4.3 (1.24) D2: 4.0 (1.38) Mean score at baseline (SD): D1: 1.7 (1.35) D2: 2.5 (1.85) Mean score at endpoint (SD): D1: -2.6 (1.69) D2: -1.5 (1.96) Mean score change (SD): NR Another QOL scale NR Is adherence reported? NR Rate of adherence or compliance NR Additional Results: NR	D2: 31.3 D3: 26.3 Withdrawals due to adverse events, % D1: 10 D2: 16 D3: 6 Withdrawals due to lack of efficacy, % NR Comments Dropout rate of patients with PAR IR sign. higher compared to PBO (<i>P</i> = 0.0008)

Evidence Table 1. Randomized controlled trials and observational studies (continued)

Study Characteristics	Research Objective Duration Study Design	Inclusion/Exclusion	Baseline Characteristics	Health Outcomes Results	Adverse Events (%)	Analysis Quality Rating
<p>Author: Goldstein et al., 1997¹⁹²</p> <p>Country and setting: United States multicenter, outpatient trial</p> <p>Funding: Lilly</p>	<p>Research objective: To assess effect of FLUOX 20 mg/d on weight loss in older patients</p> <p>Duration of study: 6 wks (after a 1-wk PBO lead-in)</p> <p>Study design: RCT</p> <p>Overall study N: 671</p> <p>Intervention: D1: FLUOX: 20 mg/d D2: PBO</p>	<p>Inclusion criteria:</p> <ul style="list-style-type: none"> Diagnosed with MDD according to DSM-III or -IV Minimum HAM-D score of 16 Adults 60+ <p>Exclusion criteria:</p> <ul style="list-style-type: none"> Concomitant psychotherapeutic or psychotropic medications Additional mental illnesses or organic mental disorder not related to depression Clinically sig medical disease Suicidal tendencies Score less than 25 on MMSE History of allergic reaction to FLUOX History of nonresponse to at least 2 antidepressants at usual doses 	<p>Mean age (yrs): D1: 68 D2: 68</p> <p>Sex (% female): D1: 55 D2: 55</p> <p>Race (% white): D1: 94 D2: 94</p> <p>Baseline (HAM-A): NR</p> <p>Baseline HAM-D: NR</p>	<p>Mean change (SD) in body weight: Low/normal BMI: D1: -0.88 (2.11) D2: 0.11 (1.96) (<i>P</i> < 0.001)</p> <p>High BMI: D1: -1.14 (1.99) D2: 0.04 (1.72) (<i>P</i> < 0.001)</p> <p>Pooled: D1: -1.01 (2.05) D2: 0.08 (1.85) (<i>P</i> < 0.001)</p> <p>% with weight loss of at least 5% low/normal BMI: D1: 2.4 D2: 1.1 (<i>P</i> = 0.225)</p> <p>High BMI: D1: 3.7 D2: 0 (<i>P</i> = 0.021)</p> <p>Pooled: D1: 3.1 D2: 0.6 (<i>P</i> = 0.017)</p>	<p>Cardiovascular adverse events: D1: 2.7 D2: 3.3</p> <p>Changes in weight (decrease): D1: 3.3 D2: 1.2</p>	<p>Overall attrition rate: NR</p> <p>ITT Analysis No another type of analysis was used (define): included patients with complete data only</p> <p>Quality rating: Fair for AE reporting</p>

Evidence Table 1. Randomized controlled trials and observational studies (continued)

Study Characteristics	Research Objective Duration Study Design	Inclusion/Exclusion	Baseline Characteristics	Health Outcome Results	Adverse Events (%)	Analysis and Quality Rating
<p>Author: Goldstein et al., 2002⁴⁴</p> <p>Country and setting: United States Multicenter (8 sites)</p> <p>Funding: Eli Lilly and company</p>	<p>Research objective: Evaluation of DUL for efficacy and safety vs. PBO and FLUOX in patients with major depression</p> <p>Duration of study: 8 wks</p> <p>Study design: RCT</p> <p>Overall study N: 103</p> <p>Intervention: D1: PBO D2: DUL: 40-120 mg/d D3: FLUOX: 20 mg/d</p>	<p>Inclusion criteria:</p> <ul style="list-style-type: none"> • Adults 19 to 65 yrs • Minimum HAM-D score of 15 • Mini confirmation of MDD • Diagnosed with MDD according to DSM-III or -IV <p>Exclusion criteria:</p> <ul style="list-style-type: none"> • Illicit drug and alcohol abuse • Failed 2 or more courses of antidepressant therapy during current episode • Additional mental illnesses or organic mental disorder 	<p>Mean age (yrs): D1: 41.4 D2: 42.3 D3: 39.7</p> <p>Sex (% female): D1: 68.6 D2: 62.9 D3: 57.6</p> <p>Race (% white): D1: 81.4 D2: 88.6 D3: 72.7</p> <p>Baseline (HAM-A): D1: 15.4 (4.8) D2: 14.2 (4.2) D3: 15.5 (5.8)</p> <p>Mean HAM-D score at baseline: D1: 19.2 (5.0) D2: 18.4 (4.0) D3: 17.9 (4.3)</p>	<p>No statistically sig diffs between DUL and FLUOX in response (49% vs. 45%) and remission (43% vs. 30%)</p> <p>Change from baseline on HAM-D subscale of anxiety was DUL (-2.92) which showed a statistically better result in comparison to PBO (-1.95) $P = 0.027$ and FLUOX (-1.82) ($P = 0.041$)</p> <p>Change from baseline on HAM-A subscale of anxiety was DUL (-6.87) in comparison to PBO (-5.05) $P = 0.077$ and FLUOX (-6.97) ($P = NR$)</p>	<p>Constipation: D1: 5.7 D2: 11.4 D3: 15.2</p> <p>Diarrhea: D1: 10.0 D2: 14.3 D3: 30.3</p> <p>Dizziness: D1: 7.1 D2: 15.7 D3: 6.1</p> <p>Headache: D1: 31.4 D2: 20.0 D3: 33.3</p> <p>Insomnia: D1: 7.1 D2: 20.0 D3: 9.1</p> <p>Nausea: D1: 12.9 D2: 12.9 D3: 18.2</p> <p>Somnolence (fatigue): D1: 10.0 D2: 18.6 D3: 21.2</p> <p>Sweating (increase): D1: 8.6 D2: 18.6 D3: 9.1</p>	<p>Overall Attrition Rate: 35%</p> <p>ITT analysis: Yes</p> <p>Quality rating: Fair</p>

Evidence Table 1. Randomized controlled trials and observational studies (continued)

Study Characteristics	Research Objective, Intervention, Design, Sample Size, Duration, Type of Depression	Inclusion/Exclusion	Population Characteristics	Health Outcome Results	Adverse Events
<p>Author, Year Gorwood et al., 2007¹²¹</p> <p>Country and Setting Multinational; multicenter</p> <p>Funding H. Lundbeck A/S</p> <p>Quality Rating Fair</p>	<p>Research objective To investigate efficacy and tolerability of ESC in prevention of relapse of MDD in older patients</p> <p>Intervention Drugs, Doses, and Range D1: ESC 10-20 mg/day (low-high dose) D2: PBO</p> <p>Study design RCT</p> <p>n 305</p> <p>Duration 12 week open-label; 24 week double blind phase; 36 weeks total</p> <p>Type of depression Major depressive disorder</p>	<p>Inclusion criteria</p> <ul style="list-style-type: none"> Adults (age range): 65 years old or greater Diagnosed with MDD according to DSM-IV MADRS: 22 or more Current major depressive episode for at least 4 weeks MMSE total score of greater than 24 at screening visit <p>Exclusion criteria</p> <ul style="list-style-type: none"> Concomitant psychotherapeutic or psychotropic medications Additional mental illnesses or organic mental disorder not related to depression (e.g., schizophrenia, bipolar) Illicit drug and alcohol abuse Clinically significant medical disease Investigational drug use within last week before screening (includes all antidepressants except FLUOX was disallowed 5 weeks before screening) ECT within last: month before screening Suicidal tendencies (acute or other) Rating of 5 or greater on item 10 of MADRS Any neurologic disorder, neurodegenerative disorder 	<p>Groups similar at baseline Yes</p> <p>n = D1: 152 D2: 153</p> <p>Mean age, years D1: 73 D2: 72</p> <p>Sex, % female D1: 78 D2: 79</p> <p>Race, % white D1: 99.7 D2: 100</p> <p>Baseline HAM-A NR</p> <p>Insomnia, %: NR</p> <p>Concomitant anergia, % NR</p> <p>Experienced prior depressive episodes, % NR</p>	<p>HAM-D NR</p> <p>MADRS At week 36</p> <p>Remission(MADRS score ≤ 12), % D1: 88.2 D2: 59.5</p> <p>Relapse (MADRS score ≤ 12), rate D2: 4.44 times greater than D1 (95% CI, 2.41-8.17)</p> <p>Mean score at baseline (SD): D1: 5.1 (4.8) D2: 5.1 (4.8)</p> <p>Mean score at endpoint (SD): D1: 5.96 D2: 11.72</p> <p>Mean score change (SD): D1: 0.86 (NR) D2: 6.62 (NR) Used LOCF analysis.</p> <p>CGI-S</p> <p>Mean score at baseline (SD): D1: 1.60 (0.97) D2: 1.68 (0.99)</p> <p>Mean score at endpoint (SD): D1: 1.66 (NR) D2: 2.50 (NR)</p> <p>Mean score change (SD): D1: 0.06 (NR) D2: 0.82 (NR)</p>	<p>Overall rate of attrition, % 28.2 (including withdrawals due to lack of efficacy; 7.5% excluding these)</p> <p>Attrition rate, % D1: 15.1 D2: 41.2</p> <p>Withdrawals due to adverse events, % D1: 2.6 D2: 4.6</p> <p>Attrition due to lack of efficacy, % D1: 8.6 D2: 32.7</p> <p>Overall withdrawal rate of 6.6% for ESC and 8.5% for PBO.</p> <p>Overall adverse events, %: D1: 35.3 D2: 34.9</p> <p>Diarrhea, %: D1: 3.3 D2: 2.6</p> <p>Dizziness, %: D1: 4.6 D2: 3.3</p> <p>Headache, %: D1: 2.6 D2: 3.3</p> <p>Nausea, %: D1: 0 D2: 0</p>

Evidence Table 1. Randomized controlled trials and observational studies (continued)

Study Characteristics	Research Objective, Intervention, Design, Sample Size, Duration, Type of Depression	Inclusion/Exclusion	Population Characteristics	Health Outcome Results	Adverse Events
		<ul style="list-style-type: none"> • Personality disorder • Benzodiazepines, anxiolytics, hypnotics, and serotonin agonists any use within last week of screening • Patients who began or continued psychotherapy • Treatment-resistant depression patients • Previous lack of response to CIT or ESC 		<p>At end of of week 36</p> <p>Response rates (CGI score less than or equal to 2), n (%)</p> <p>D1: 152 (90.8)</p> <p>D2: 153 (62.1)</p>	
		<p>Study started as an acute open-label study with n = 405. Those patients who were remitted (n = 305) were randomized in a double-blind trial. Remission was defined as MADRS score of 12 or less.</p>		<p>CGI-I</p> <p>Baseline score (SD)</p> <p>D1: 1.26 (0.69)</p> <p>D2: 1.34 (0.70)</p>	
				<p>Change at endpoint</p> <p>D1: 0.24</p> <p>D2: 1.01</p>	
				<p>QOL scale</p> <p>NR</p>	
				<p>Adherence</p> <p>Non-compliance, %</p> <p>D1: 1.97</p> <p>D2: 1.31</p>	
				<p>According to clinical judgement of investigators, 19 patients relapsed with 18 in PBO group and 1 in ESC group. These patients had a mean MADRS score of 17.4 (SD = 3.1) at week 36</p>	

Evidence Table 1. Randomized controlled trials and observational studies (continued)

Study Characteristics	Research Objective Duration Study Design	Inclusion/Exclusion	Baseline Characteristics	Health Outcome Results	Adverse Events (%)	Analysis and Quality Rating
<p>Author: Gual et al, 2003²³⁵</p> <p>Country and setting: Spain, single-center, hospital</p> <p>Funding: Pfizer</p>	<p>Research objective: To evaluate efficacy and safety of SER at achieving stable maintenance, at ameliorating depressive symptoms, and at improving QOL in patients with alcohol dependence and current depressive symptoms</p> <p>Duration of study: 24 wks</p> <p>Study design: RCT</p> <p>Overall study N: 83</p> <p>Intervention: D1: PBO D2: SER: 50-150 mg/d</p>	<p>Inclusion criteria:</p> <ul style="list-style-type: none"> • Adults 18 to no upper limit • Diagnosed with MDD according to DSM-III or -IV • Alcohol dependence (according to DSM-IV and ICD10) • Dysthymia • MDD according to DSM-IV and ICD-10 • Abstinent from alcohol for at least 2 wks following detoxification <p>Exclusion criteria:</p> <ul style="list-style-type: none"> • Pregnant • Lactating • Concomitant psychotherapeutic or psychotropic medications • Additional mental illnesses or organic mental • Illicit drug and alcohol abuse • Clinically sig medical disease • Investigational drug use within last 6 mos • Suicidal tendencies • ECT within 3 mos 	<p>Mean age (yrs): D1: 47.3 D2: 46.1</p> <p>Sex (% female): D1: 46.1 D2: 47.7</p> <p>Race (% white): NR</p> <p>Baseline (HAM-A): NR</p> <p>Baseline HAM-D: D1: 12.8 (4.0) D2: 13.9 (5.6)</p>	<p>Treatment response (\geq 50% improvement in MADRS score), % D1: 39 D2: 44</p> <p>No sig diff in SF-36 physical component score, mean (SD) SER = 48.6 (9.6); change from baseline ~ 2.5 points PBO = 47.0 (11.0); change from baseline ~ 4 points</p>	<p>Diarrhea: D1: 7.7 D2: 9.1</p> <p>Dizziness: D1: 12.8 D2: 11.4</p> <p>Headache: D1: 28.2 D2: 27.3</p> <p>Nausea: D1: 7.7 D2: 9.1</p>	<p>Overall attrition rate: 45%</p> <p>ITT Analysis Yes</p> <p>Quality rating: Fair:</p>

Evidence Table 1. Randomized controlled trials and observational studies (continued)

Study Characteristics	Research Objective Duration Study Design	Inclusion/Exclusion	Baseline Characteristics	Health Outcome Results	Adverse Events (%)	Analysis and Quality Rating
<p>Author: Guelfi et al., 2001⁴⁵</p> <p>Country and setting: France, Denmark, Belgium, Netherlands Multicenter (33)</p> <p>Funding: N.V. Organon, Oss, Netherlands</p>	<p>Research objective: To compare antidepressant efficacy and tolerability of MIR and VEN in treatment of hospitalized patients with DSM-IV diagnosis of severe depressive episode with melancholic features</p> <p>Duration of study: 8 wks</p> <p>Study design: RCT</p> <p>Overall study N: 157</p> <p>Intervention: D1: MIR: 49.5 mg D2: VEN: 255.0 mg</p>	<p>Inclusion criteria:</p> <ul style="list-style-type: none"> Adults 18 to 65 Diagnosed with MDD according to DSM-III or -IV Minimum HAM-D score of 25 DSM-IV melancholic features <p>Exclusion criteria:</p> <ul style="list-style-type: none"> Pregnant Lactating Concomitant psychotherapeutic or psychotropic medications Additional mental illnesses or organic mental disorder Illicit drug and alcohol abuse Clinically sig medical disease Investigational drug use ECT within last 3 mos Suicidal tendencies Current episode > 12 mos > 2 previous episodes of major depression that did not respond to AD therapy 	<p>Mean age (yrs): D1: 45.9 D2: 44.5</p> <p>Sex (% female): D1: 62.8 D2: 68.4</p> <p>Race (% white): NR</p> <p>Baseline (HAM-A): NR</p> <p>Mean HAM-D score at baseline: D1: 29.5 (3.0) D2: 29.2 (2.9)</p>	<p>Although not statistically sig, at all assessment times higher percentages of patients treated with MIR were classified as responders (≥ 50% reduction) on HAM-D (at endpoint, 62% vs. 52%) and MADRS (at endpoint: 64% vs. 58%). Likewise were percentages of remitters (HAM-D score ≤ 7; MADRS score ≤ 12) also higher in MIR group</p> <p>Q-LES-Q- estimate of treatment diff (MIR minus VEN) = -3.0, 95% CI, -11.0, 4.9 (P = 0.46)</p> <p>QLDS- estimate of treatment diff (MIR minus VEN) = 2.6, 95% CI, -2.1, 7.3 (P = 0.289)</p>	<p>Overall adverse events: D1: 74.4 D2: 65.8</p> <p>Changes in weight (increase): D1: 10.3 D2: 5.1</p> <p>Constipation: D1: 3.8 D2: 15.2</p> <p>Headache: D1: 7.7 D2: 11.4</p> <p>Nausea: D1: 6.4 D2: 10.1</p> <p>Somnolence (fatigue): D1: 7.7 D2: 5.1</p> <p>Sweating (increase): D1: 0 D2: 19.0</p>	<p>Overall attrition rate: 29.3%</p> <p>ITT analysis: Yes</p> <p>Quality rating: Fair</p>

Evidence Table 1. Randomized controlled trials and observational studies (continued)

Study Characteristics	Research Objective Duration Study Design	Inclusion/Exclusion	Baseline Characteristics	Health Outcome Results	Adverse Events (%)	Analysis and Quality Rating
<p>Author: Haffmans et al., 1996⁴⁶</p> <p>Country and setting: The Netherlands Multicenter</p> <p>Funding: Lundbeck</p>	<p>Research objective: To evaluate and compare efficacy and tolerability of CIT and FLUV; to determine diff in incidence of gastrointestinal side-effects based on UKU side effects scale</p> <p>Duration of study: 6 wks</p> <p>Study design: RCT</p> <p>Overall study N: 217</p> <p>Intervention: D1: CIT: 20-40 mg/d D2: FLUV: 100-200 mg/d</p>	<p>Inclusion criteria:</p> <ul style="list-style-type: none"> • Adults 18 to 70 • Diagnosed with MDD according to DSM-III or -IV • Minimum HAM-D score of 16 • Reasonable knowledge of Dutch language <p>Exclusion criteria:</p> <ul style="list-style-type: none"> • Pregnant • Lactating • Concomitant psychotherapeutic or psychotropic medications • Additional mental illnesses or organic mental disorder not related to depression • Illicit drug and alcohol abuse • Clinically sig medical disease • Treated with MAOIs or FLUOX within last 3 wks 	<p>Mean age (yrs): D1: 44.2 D2: 40.2</p> <p>Sex (% female): D1: 58 D2: 60</p> <p>Race (% white): NR</p> <p>Baseline (HAM-A): NR</p> <p>Baseline HAM-D: D1: 24.7 D2: 24.5</p>	<p>No diff in mean HAM-D-17 scores after 6 wks</p> <p>Complete Response (HAM-D17) < 7: D1: 14% D2: 8% no sig diff</p> <p>Mean % reduction in score at wk 6: D1: 33% D2: 26%</p> <p>Responders (reduction in score from baseline > 50%): D1: 30.5%, D2: 28.4%</p>	<p>Diarrhea: higher incidence for FLUV: +13% (<i>P</i> = 0.026)</p> <p>Nausea: higher incidence for FLUV: +16% (<i>P</i> = 0.017)</p>	<p>Overall attrition rate: 23%</p> <p>ITT analysis: Yes</p> <p>Quality rating: Fair</p>

Evidence Table 1. Randomized controlled trials and observational studies (continued)

Study Characteristics	Research Objective Duration Study Design	Inclusion/Exclusion	Baseline Characteristics	Health Outcome Results	Adverse Events (%)	Analysis and Quality Rating
<p>Author: Halikas, 1995⁴⁷</p> <p>Country and setting: United States University</p> <p>Funding: Organon, Inc</p>	<p>Research objective: To assess clinical efficacy and safety of "Org 3770" (MIR) and TRA in treatment of elderly outpatients with moderate to severe depression</p> <p>Duration of study: 6 wks</p> <p>Study design: RCT</p> <p>Overall study N: 100</p> <p>Intervention: D1: MIR: 5-35 mg D2: TRA: 40-280 mg D3: PBO</p>	<p>Inclusion criteria:</p> <ul style="list-style-type: none"> Diagnosed with MDD according to DSM-III or -IV Minimum HAM-D score of 18 Age 55+ Able to complete Zung Self Rating Depression Scale Chloral hydrate (500 mg) at bedtime was permitted <p>Exclusion criteria:</p> <ul style="list-style-type: none"> Concomitant psychotherapeutic or psychotropic medications Additional mental illnesses or organic mental disorder Illicit drug and alcohol abuse Clinically sig medical disease ECT within last 3 mos of baseline Suicidal tendencies Rapid PBO responders (reduction of 20%+ in total HAM-D score) 	<p>Mean age (yrs): D1: 63 D2: 61 D3: 62</p> <p>Sex (% female): D1: 42.9 D2: 60.4 D3: 59.2</p> <p>Race (% white): NR</p> <p>Baseline (HAM-A): NR</p> <p>Mean HAM-D score at baseline: D1: 24.6 D2: 24.6 D3: 23.5</p>	<p>On 21-item HAM-D, diffs between MIR and PBO were statistically sig at 2, 3, 4, and 6 wks. Using MADRS, statistically sig diffs were found between both active compounds and PBO at wks 2 and 3. MIR and TRA were associated with sig higher frequencies of dizziness and blurred vision as compared to PBO</p> <p>At wk 6, 51% of MIR and 41% of TRA treated patients were HAM-D responders (not statistically sig)</p> <p>Mean weight gain in MIR group = 1.3 kg</p> <p>Mean weight gain in Trazodone and placebo group are not reported</p>	<p>Cardiovascular adverse events: D1: 2% Tachycardia; 4% Palpitations D2: 12% Tachycardia; 12% Palpitations D3: 2% Tachycardia; 2% Palpitations</p> <p>Constipation: D1: 18 D2: 24 D3: 16</p> <p>Dizziness: D1: 22 D2: 27 D3: 8</p> <p>Headache: D1: 14 D2: 20 D3: 20</p> <p>Nausea: D1: 10 D2: 14 D3: 14</p> <p>Somnolence (fatigue): D1: 54 D2: 55 D3: 22</p> <p>Increased appetite: D1: 24% D2: 6% D3: 4%</p>	<p>Overall attrition rate: 27%</p> <p>ITT analysis: Yes</p> <p>Quality rating: Fair</p>

Evidence Table 1. Randomized controlled trials and observational studies (continued)

Study Characteristics	Research Objective Duration Study Design	Inclusion/Exclusion	Baseline Characteristics	Health Outcome Results	Adverse Events (%)	Analysis and Quality Rating
<p>Author: Hernandez-Avila et al., 2004²³⁶</p> <p>Country and setting: United States Outpatient</p> <p>Funding: Bristol-Meyers Squibb NIH Grants</p>	<p>Research objective: To compare NEF or PBO in a sample of alcohol dependant subjects with current major depression</p> <p>Duration of study: 12 wks</p> <p>Study design: RCT</p> <p>Overall study N: 41</p> <p>Intervention: D1: NEF: 200-600 mg/d (412.9) D2: PBO</p>	<p>Inclusion criteria:</p> <ul style="list-style-type: none"> • Diagnosed with MDD according to DSM-III or -IV • Minimum HAM-D score of 17 • Alcoholism • Age 21 to 65 • Spoke english <p>Exclusion criteria:</p> <ul style="list-style-type: none"> • Pregnant • Concomitant psychotherapeutic or psychotropic medications • Suicidal tendencies • Drug dependance other than alcohol • Major mental illness other than depression or anxiety 	<p>Mean age (yrs): D1: 43.1 D2: 42.7</p> <p>Sex (% female): D1: 52.4 D2: 50.0</p> <p>Race (% white): NR</p> <p>Baseline (HAM-A): NR</p> <p>Baseline HAM-D: D1: 16.33 (2.31) D2: 17.35 (1.98)</p>	<p>NEF group showed greater reductions in depression, effects did not reach statistical significance ($P = 0.82$); however, NEF subjects showed sig greater reduction in heavy drinking days ($P = 0.01$)</p>	<p>NR</p>	<p>Overall attrition rate: 31.7</p> <p>ITT Analysis Yes</p> <p>Quality rating: Fair</p>

Evidence Table 1. Randomized controlled trials and observational studies (continued)

Study Characteristics	Research Objective, Intervention, Duration, etc	Inclusion/Exclusion Outcome Measures	Population Characteristics	Health Outcome Results	Adverse Events
<p>Author, Year Hewett et al., 2009⁴⁸</p> <p>Country and Setting Multinational, multicenter (49)</p> <p>Funding NR</p> <p>Quality rating: Fair</p>	<p>Research objective The efficacy, safety and tolerability of BUP XR and VEN XR was assessed and compared with PBO in adult outpatients with MDD</p> <p>Drugs, Doses, and Range D1: BUP XL (150-450 mg 1 x daily): 150-300 mg/day D2: VEN XR (75-225 mg 1 x daily): 75-150 mg/day D3: PBO</p> <p>Fixed dose No</p> <p>Flexible dose Yes</p> <p>Dosages equivalent No</p> <p>Study design RCT</p> <p>N 374</p> <p>Duration 8 weeks</p> <p>Type of depression MDD</p> <p>Intervention D1: PBO D2: BUP XR D3: VEN XR</p>	<p>Inclusion criteria:</p> <ul style="list-style-type: none"> Adults (age range): 18-64 Diagnosed with MDD according to DSM-III or -IV HAM-D: 18 or more CGIS: 4 or more Concomitant condition (e.g., alcoholism, anxiety, stroke): stable for 3 months Other: HAM-A, MEI, SDS <p>Exclusion criteria:</p> <ul style="list-style-type: none"> Pregnant Lactating Concomitant psychotherapeutic or psychotropic medications Additional mental illnesses or organic mental disorder not related to depression (e.g., schizophrenia, bipolar) Illicit drug and alcohol abuse Suicidal tendencies (acute or other) or homicide TRD <p>Outcome measures</p> <ul style="list-style-type: none"> MADRS CGI-S and CGI-I QOL: Q-Les-Q Others: HAM-A, MEI, SDS 	<p>Groups similar at baseline Yes</p> <p>n = D1: 197 D2: 187 D3: 187</p> <p>Mean age, years D1: 41.8 D2: 41.8 D3: 42.7</p> <p>Sex, % female D1: 72 D2: 74 D3: 68</p> <p>Race, % white D1: 96 D2: 96 D3: 97</p> <p>Baseline HAM-A NR</p> <p>Insomnia, % NR</p> <p>Concomitant anergia, % NR</p> <p>Experienced prior depressive episodes, % D1: 64 D2: 76 D3: 73</p> <p>Comments: NR</p> <p>Outpatients/Inpatients Outpatients</p> <p>Baseline mean HAM-A > 25? No</p>	<p>HAM-D NR</p> <p>MADRS n at baseline: D1: 197 D2: 187 D3: 182</p> <p>No. of remitters: D1: 63 D2: 88 D3: 93</p> <p>Mean score at endpoint (SD): D1: 16.9 D2: 14.4 D3: 12.9</p> <p>Mean score change (SD): D1: -1.5 (0.10) D2: -1.9 (0.10) <i>P</i>: 0.003 D3: -2.1 (0.10) <i>P</i> < 0.001 D4: LS mean (SE) <i>P</i> vs. PBO</p> <p>CGI-S n at baseline: D1: 197 D2: 187 D3: 182</p> <p>CGI-I NR</p> <p>CGII Yes</p> <p>Intervention: n at baseline: D1: 197 D2: 187 D3: 182</p> <p>Number of patients achieving a score</p>	<p>Overall adverse events, %: D1: 48 D2: 47 D3: 50</p> <p>Dizziness, %: D1: 7 D2: 4 D3: 5</p> <p>Headache, %: D1: 10 D2: 12 D3: 13</p> <p>Insomnia, %: D1: 2 D2: 5 D3: 4</p> <p>Nausea, %: D1: 11 D2: 6 D3: 19</p> <p>Attrition Overall attrition, %: 15%</p> <p>Attrition rate, %: D1: 15 D2: 18 D3: 12</p> <p>Withdrawals due to adverse events, % D1: 5 D2: 4 D3: 3</p> <p>Withdrawals due to lack of efficacy, % NR</p> <p>Comments NR</p>

Evidence Table 1. Randomized controlled trials and observational studies (continued)

Study Characteristics	Research Objective, Intervention, Duration, etc	Inclusion/Exclusion Outcome Measures	Population Characteristics	Health Outcome Results	Adverse Events
			Mean age at baseline Less than 65 years	1: 104 2: 127 3: 118	
			Mean HAM-D at baseline Greater than 17 (moderate to severe)	QOL scale Q-Les-Q-SF general activities and life satisfaction and contentment scores n at baseline: D1: 197 D2: 187 D3: 182 Mean score change (SD): D1: 16.1 and 0.9 D2: 21.9 $P > 0.001$ and 1.3 $P < 0.001$ D3: 21.1 $P: 0.004$ and 1.2 $P < 0.001$ D4: LS mean changes P vs. PBO	
				Another QOL scale NR	
				Is adherence reported? NR	
				Rate of adherence or compliance NR	
				Additional Results: NR	

Evidence Table 1. Randomized controlled trials and observational studies (continued)

Study Characteristics	Research Objective, Intervention, Duration, etc	Inclusion/Exclusion	Population Characteristics	Health Outcome Results	Adverse Events
Author, Year Hewett et al. 2010 ⁴⁹ Country and Setting Multinational and Multicenter Funding GlaxoSmithKline Quality rating: Fair	Research objective The efficacy, safety, and tolerability of BUP and VEN and PBO for major depressive disorder (MDD) Drugs, Doses, and Range D1: flexible-dose BUP (150-300 mg/d) D2: flexible-dose VEN (75-150 mg/d) D3: PBO Flexible dose Dosages equivalent Yes Study design 8 week RCT Duration 8 weeks Type of depression • MDD	Inclusion criteria: <ul style="list-style-type: none"> • Between 18-64 years of age with a • Primary diagnosis of MDD • HAM-D 18 or more Exclusion criteria: <ul style="list-style-type: none"> • History of manic episodes • Past or current psychotic disorder or a current Axis II diagnosis that suggested non-responsiveness or non-compliance • Homicidal at any time in their lives or suicidal within past 6 months • Anorexia nervosa or bulimia within past year • Myocardial infarction within past year • Seizure disorder or brain injury • Blood pressure >150/95 mmHg • Unstable medical disorder • BUP or VEN within past six months • Experienced significant adverse response to either TRD 	Groups similar at baseline n = D1: 203 D2: 198 D3: 187 Mean age, years D1: 45.6 D2: 44.1 D3: 44.5 Sex, % female D1: 63 D2: 68 D3: 67 Race, % white D1: 97 D2: 94 D3: 96	MADRS Mean score at baseline (SE): D1: 30.6 (0.34) D2: 30.1 (0.37) D3: 30.6 (0.38) Mean score at endpoint: D1: 15.9 D2: 13.1 D3: 17.4 Mean score change (SE): D1: -14.7 (0.74) <i>P</i> < 0.001 D2: -17.0 (0.76) <i>P</i> < 0.001 D3: -13.2 (0.78) Response at 8 weeks D1: D2: D3: HAM-A Base line D1: 23.0 (0.46) D2: 22.5 (0.49) D3: 23.6 (0.50) Change at endpoint D1: -10.1 (0.63) <i>P</i> = 0.248 D2: -11.7 (0.66) <i>P</i> = 0.002 D3: -8.8 (0.66) QLES-Q Base line D1: 31.7 (0.86) D2: 32.0 (0.91) D3: 30.7 (0.86) Change at endpoint D1: 21.5 (1.44) <i>P</i> = 0.113 D2: 24.0 (1.51) <i>P</i> = 0.006 D3: 18.3 (1.53) CGI-S Base line D1: 5.0 (0.05)	Attrition Overall attrition, %: 22 Attrition rate, %: D1: 22 D2: 23 D3: 22 Withdrawals due to adverse events, % D1: 5 D2: 8 D3: NR Withdrawals due to lack of efficacy, % D1: 5 D2: NR D3: 6 Adverse Events n (%) Any adverse event D1: 108 (53) D2: 133 (67) D3: 133 (67) Headache D1: 30 (15) D2: 28 (14) D3: 31 (17) Diarrhea D1: 8(4) D2: 10 (5) D3: 9 (5) Constipation D1: 7 (3) D2: 12 (6) D3: 3 (2)

Evidence Table 1. Randomized controlled trials and observational studies (continued)

Study Characteristics	Research Objective, Intervention, Duration, etc	Inclusion/Exclusion	Population Characteristics	Health Outcome Results	Adverse Events
				D2: 5.0 (0.04) D3: 4.9 (0.05) Change at endpoint D1: -1.9 (0.11) D2: -2.2 (0.11) D3: -1.7 (0.11) Sheehan Disability Scale Base line D1: 20.7 (0.36) D2: 20.8 (0.36) D3: 21.0 (0.36) Change at endpoint D1: -7.8 (0.60) <i>P</i> = 0.013 D2: -9.2 (0.62) <i>P</i> < 0.001 D3: -5.8 (0.62) CSFQ Base line D1: 36.5 (0.70) D2: 36.6 (0.74) D3: 35.1 (0.70) Change at endpoint D1: 4.2 (0.63) <i>P</i> = 0.758 D2: 3.6 (0.68) <i>P</i> = 0.765 D3: 3.9 (0.67)	

Evidence Table 1. Randomized controlled trials and observational studies (continued)

Study Characteristics	Research Objective Duration Study Design	Inclusion/Exclusion	Baseline Characteristics	Health Outcome Results	Adverse Events (%)	Analysis and Quality Rating
<p>Author: Hicks et al., 2002⁵⁰</p> <p>Country and setting: UK Outpatient clinic</p> <p>Funding: Bristol Myers Squibb</p>	<p>Research objective: Compare NEF and PAR for treatment of depression and sleep in patients with mod-severe MDD</p> <p>Duration of study: 8 wks</p> <p>Study design: RCT</p> <p>Overall study N: 40</p> <p>Intervention: D1: NEF: 400-600 mg/d D2: PAR: 20-40 mg/d</p>	<p>Inclusion criteria:</p> <ul style="list-style-type: none"> • Adults 18 or older • Diagnosed with MDD according to DSM-III or -IV • Minimum HAM-D score of 18 <p>Exclusion criteria:</p> <ul style="list-style-type: none"> • Pregnant • Lactating • Concomitant psychotherapeutic or psychotropic medications • Additional mental illnesses or organic mental disorder • Illicit drug and alcohol abuse • Investigational drug use within last 30 days • Shift workers • Current sleep disorders 	<p>Mean age (yrs): D1: 42.75 D2: 42.95</p> <p>Sex (% female): D1: 60 D2: 55</p> <p>Race (% white): NR</p> <p>Baseline (HAM-A): NR</p> <p>Mean HAM-D score at baseline: D1: 22 D2: 22.5</p>	<p>Total sleep time D1: 396 D2: 388 <i>P</i> = 0.05</p> <p>NEF sig increased objective sleep efficiency and total sleep time.</p> <p>PAR decreased sleep efficiency in early treatment and some disruption remained at wk 8</p>	<p>Constipation: D1: 5 D2: 15</p> <p>Dizziness: D1: 25 D2: 15</p> <p>Headache: D1: 50 D2: 50</p> <p>Sexual dysfunction : D1: 0 D2: 20</p> <p>Somnolence (fatigue): D1: 40 D2: 55</p> <p>Suicidality: D1: 0 D2: 5</p> <p>Sweating (increase): D1: 0 D2: 35</p>	<p>Overall attrition rate: 20%</p> <p>ITT analysis: Yes</p> <p>Quality rating: Fair</p>

Evidence Table 1. Randomized controlled trials and observational studies (continued)

Study Characteristics	Research Objective Duration Study Design	Inclusion/Exclusion	Baseline Characteristics	Health Outcome Results	Adverse Events (%)	Analysis and Quality Rating
<p>Author: Hochstrasser et al., 2001²⁵³</p> <p>Country and setting: Multinational, multicenter</p> <p>Funding: H. Lundbeck A/S</p>	<p>Research objective: To compare prophylactic efficacy of CIT vs. PBO in unipolar, recurrent depression following response to treatment with CIT in previous study periods</p> <p>Duration of study: 48-77 wks</p> <p>Study design: RCT</p> <p>Overall study N: (For period III): 269</p> <p>Intervention: D1: CIT: 20, 40, or 60 mg (3 groups + PBO) D2: PBO</p>	<p>Inclusion criteria:</p> <ul style="list-style-type: none"> • Adults 18 to 65 • Diagnosed with MDD according to DSM-III or -IV • MADRS ≥ 22 • Two or more previous depressive episodes (one within last 5 yrs) <p>Exclusion criteria:</p> <ul style="list-style-type: none"> • Pregnant • Concomitant psychotherapeutic or psychotropic medications • Additional mental illnesses or organic mental disorder • Illicit drug and alcohol abuse • Clinically sig medical disease • ECT within last 3 days to 8 wks • Suicidal tendencies • MADRS item 10 ≥ 5 • Current depressive episode longer than 6 mos • Family history of bipolar disorder 	<p>Mean age (yrs): D1: 43.8 (9.7) D2: 42.4 (11.5)</p> <p>Sex (% female): D1: 67.4 D2: 75</p> <p>Race (% white): NR</p> <p>Baseline HAM-A: NR</p> <p>Baseline HAM-D: NR</p>	<p>Time to recurrence was longer in patients taking CIT than in patients taking PBO CIT 24/132 (18.2%); PBO 59/132 (44.7%) (<i>P</i> < 0.001). Prophylactic treatment well tolerated.</p> <p>Risk ratio related to recurrence of depression (CIT / PBO) estimated at 0.321 (95% CI, 0.199-0.516).</p> <p>Diff in time to recurrence between CIT and PBO groups statistically sig at all dose levels (log rank test: 20 mg, <i>P</i> = 0.0043; 40 mg, <i>P</i> = 0.0008; 60 mg, <i>P</i> = 0.0157).</p> <p>In Period III of study, AE profile of CIT was comparable to PBO group</p>	<p>Cardiovascular adverse events: D1: 5.3 D2: 2.9</p> <p>Diarrhea: D1: 3.8 D2: 2.2</p> <p>Dizziness: D1: 8.3 D2: 16.1</p> <p>Headache: D1: 16.7 D2: 15.3</p> <p>Insomnia: D1: 15.9 D2: 14.6</p> <p>Nausea: D1: 6.1 D2: 10.2</p> <p>Somnolence (fatigue): D1: 8.3 D2: 7.3</p> <p>Sweating (increase): D1: 6.1 D2: 8.8</p>	<p>Overall attrition rate: NR</p> <p>ITT Analysis Yes</p> <p>Quality rating: Fair</p>

Evidence Table 1. Randomized controlled trials and observational studies (continued)

Study Characteristics	Research Objective Duration Study Design	Inclusion/Exclusion	Baseline Characteristics	Health Outcome Results	Adverse Events (%)	Analysis and Quality Rating
<p>Author: Hong et al., 2003⁵¹</p> <p>Country and setting: Taiwan Multicenter</p> <p>Funding: NV Organon, Oss, Netherlands</p>	<p>Research objective: To compare efficacy and tolerability of MIR and FLUOX treatment in sample population of Chinese patients with moderate-to-severe depression</p> <p>Duration of study: 6 wks</p> <p>Study design: RCT</p> <p>Overall study N: 133</p> <p>Intervention: D1: MIR: 15 mg-45 mg/d D2: FLUOX: 20 mg-40 mg/d</p>	<p>Inclusion criteria:</p> <ul style="list-style-type: none"> Adults 18 to 75 Diagnosed with MDD according to DSM-III or -IV Minimum HAM-D score of 15 Current episode between 1 wk and 1 yr <p>Exclusion criteria:</p> <ul style="list-style-type: none"> Pregnant Lactating Concomitant psychotherapeutic or psychotropic medications Additional mental illnesses or organic mental Illicit drug and alcohol abuse Clinically sig medical disease Suicidal tendencies History of seizures Epilepsy 	<p>Mean age (yrs): D1: 47.2 D2: 47.2</p> <p>Sex (% female): D1: 62 D2: 64</p> <p>Race (% white): D1: 0 D2: 0</p> <p>Baseline (HAM-A): NR</p> <p>Mean HAM-D score at baseline: D1: 24.6 D2: 23.1</p>	<p>No sig diffs in HAM-D responders (MIR: 58% vs. FLUOX: 51%)</p> <p>At day 42, diff in HAM-D remitters (MIR: 35% vs. FLUOX: 27%, <i>P</i> = NR)</p> <p>MIR had more remitters and responders at all time points; however, no statistical significance in diffs was reached</p> <p>Based on LOCF approach, approximately 50% of subjects in both treatment groups were CGI responders by endpoint</p> <p>Weight increase ≥ 7% in 8 MIR patients</p> <p>Weight decrease ≥ 7% in 2 MIR patients and 2 FLUOX patients</p> <p>Mean body weight increase MIR + 1.84 kg FLUOX -0.54 kg <i>P</i> = 0.0001</p>	<p>Overall adverse events: D1: 71.2 D2: 57.6</p> <p>Changes in weight (decrease): D2: 3</p> <p>Changes in weight (increase): D1: 13.6</p> <p>Constipation: D1: 15.2 D2: 9.1</p> <p>Dizziness: D1: 19.7 D2: 13.6</p> <p>Nausea: D2: 12.1</p> <p>Somnolence (fatigue): D1: 12.1</p>	<p>Overall attrition rate: 39.4%</p> <p>ITT analysis: Yes</p> <p>Quality rating: Fair</p>

Evidence Table 1. Randomized controlled trials and observational studies (continued)

Study Characteristics	Research Objective, Intervention, Design, Sample Size, Duration, Type of Depression	Inclusion/Exclusion	Population Characteristics	Health Outcome Results	Adverse Events
<p>Author, Year Honig et al., 2007²³⁷</p> <p>Country and Setting Netherlands, academic hospital and 7 general hospitals</p> <p>Funding Unrestricted grants from Organon (Netherlands) and Lundbeck (Denmark)</p> <p>Grant from Netherlands Heart Foundation</p> <p>Quality Rating Fair</p>	<p>Research objective To examine antidepressant efficacy of a dual-acting antidepressant (MIR) in patients with post-myocardial infarction (MI) depressive disorder</p> <p>Intervention Drugs, Doses, and Range D1: MIR 30-45 mg 1 x daily D2: PBO</p> <p>Study design RCT</p> <p>n 91</p> <p>Duration 24 weeks (8 week acute phase; 16 week continuation)</p> <p>Type of depression Major depressive disorder</p>	<p>Inclusion criteria</p> <ul style="list-style-type: none"> • Adults • Diagnosed with MDD according to DSM-III or -IV • Concomitant condition (e.g., alcoholism, anxiety, stroke) • 3-12 months post acute MI • Free of other life-threatening medical conditions <p>Exclusion criteria</p> <ul style="list-style-type: none"> • Clinically significant medical disease • Myocardial infarction less than 3 months ago or more than 1 year ago • Suicidal tendencies (acute or other) • Current antidepressant tx 	<p>Groups similar at baseline Yes</p> <p>n = D1: 47 D2: 44</p> <p>Intervention D1: MIR D2: PBO</p> <p>Mean age, years D1: 56.6 D2: 57.9</p> <p>Sex, % female D1: 12.8 D2: 18.2</p> <p>Race, % white NR</p> <p>Baseline HAM-A NR</p> <p>Insomnia, %: NR</p> <p>Concomitant anergia, % NR</p> <p>Experienced prior depressive episodes, % NR</p>	<p>HAM-D Responders, n (%): D1: 23 (48.9) D2: 17 (38.6) <i>P</i> = 0.22</p> <p>Remitters, n (%): D1: 20 (42.6) D2: 15 (34.1) <i>P</i> = 0.27</p> <p>Mean score at baseline (SD): D1: 18.66 (5.2) D2: 16.81 (3.6)</p> <p>Mean score at endpoint (SD): D1: 10.66 D2: 11.25</p> <p>Mean score change (SES): D1: 8.0 (1.21) D2: 5.56 (0.78) <i>P</i> = 0.36</p> <p>MADRS NR</p> <p>CGI-S Mean score at baseline (SD): D1: 4.0 D2: 3.79</p> <p>Mean score at endpoint (SD): D1: 2.50 D2: 2.91</p> <p>Mean score change (SES):</p>	<p>Overall rate of attrition, % At 8 weeks (acute): 14 At 24 weeks: 45</p> <p>Attrition rate, % At 8 weeks D1: 16.8 D2: 21.3 At 24 weeks D1: 59.1 D2: 53.2</p> <p>Withdrawals due to adverse events, % NR</p> <p>Attrition due to lack of efficacy, % NR</p> <p>Dizziness, %: D1: 5 D2: 8 <i>P</i> = 0.31</p> <p>Headache, events: D1: 7 D2: 2 <i>P</i> = 0.61</p> <p>Somnolence (fatigue), events: Fatigue D1: 21 D2: 9 <i>P</i> = 0.02</p>

Evidence Table 1. Randomized controlled trials and observational studies (continued)

Study Characteristics	Research Objective, Intervention, Design, Sample Size, Duration, Type of Depression	Inclusion/Exclusion	Population Characteristics	Health Outcome Results	Adverse Events
				D1: 1.5 (1.80) D2: 0.88 (1.09) P = 0.05	
				CGI-I Mean score change (SES): D1: 1.03 (1.34) D2: 0.42 (0.47) P = 0.074	
				BDI Mean score at baseline (SD): D1: 14.61 D2: 13.44	
				Mean score at endpoint (SD): D1: 9.79 D2: 11.47	
				Mean score change (SES): D1: 4.82 (0.64) D2: 1.97 (0.36) P = 0.07	
				QOL scale NR	
				Adherence NR	

Evidence Table 1. Randomized controlled trials and observational studies (continued)

Study Characteristics	Research Objective, Intervention, Duration, etc	Inclusion/Exclusion Outcome Measures	Population Characteristics	Health Outcome Results	Adverse Events
<p>Author, Year Jefferson et al., 2006¹⁶⁶</p> <p>Country and Setting US, multicenter</p> <p>Funding GSK</p> <p>Quality rating: Fair</p>	<p>Research objective Assess efficacy of Bupropion XL in treatment of MDD with prominent symptoms of decreased energy, pleasure, and interest</p> <p>Drugs, Doses, and Range D1: BUP XL (150-450 mg 1 x daily): 300-450mg/day (med-high) D2: PBO</p> <p>Fixed dose No</p> <p>Flexible dose Yes</p> <p>Dosages equivalent No</p> <p>Study design RCT</p> <p>Duration 8 weeks</p> <p>Type of depression MDD</p> <p>Intervention D1: BUP XL D2: PBO</p>	<p>Inclusion criteria:</p> <ul style="list-style-type: none"> Adults (age range): 19-69 Diagnosed with MDD according to DSM-IV, psychiatric interview, MINI Concomitant condition (e.g., alcoholism, anxiety, stroke): minimum score of 1 on 4 of 5-item subset of energy, pleasure and interest Other: symptoms of depression:>12 wks and < 2 years; min score of 25 on IDS-IVR-30 <p>Exclusion criteria:</p> <ul style="list-style-type: none"> Concomitant psychotherapeutic or psychotropic medications: w/in 2 wks prior to screening (4 wks for FLUOX) Additional mental illnesses or organic mental disorder not related to depression (e.g., schizophrenia, bipolar): bipolar I or II, or schizo; panic disorders, OCD, PTSD, acute stress disorder w/in previous 12 mos. Illicit drug and alcohol abuse: w/in past 12 mos. Other: history of seizures or brain injury, eating disorders; IDS- 	<p>Groups similar at baseline Yes</p> <p>n = D1: 135 (ITT = 133) D2: 139 (ITT = 137)</p> <p>Mean age, years D1: 40.0 D2: 39.8</p> <p>Sex, % female D1: 66 D2: 69</p> <p>Race, % white D1: 77 D2: 78</p> <p>Baseline HAM-A NR</p> <p>Insomnia, % NR</p> <p>Concomitant anergia, % NR</p> <p>Experienced prior depressive episodes, % NR</p>	<p>HAM-D NR</p> <p>MADRS NR</p> <p>CGI-S n at baseline: NR</p> <p>CGI-I D1: BUP D2: PBO</p> <p>CGII Yes</p> <p>n at baseline: D1: 135 (ITT = 133) D2: 139 (ITT = 137)</p> <p>Mean score at endpoint (SD): D1: graph only D2: graphy only</p> <p>Number of patients achieving a score NR</p> <ul style="list-style-type: none"> CGI-I responders (def as score of "much" or "very much" improved) at 8 wks. BUP: 53% (N: 70) v. PBO 38% (N: 52). P's for BUP vs. PBO comparison: Wk1, 2, 6, & 8: P ≤0.01; Wk4: P ≤0.05 <p>QOL scale IDS-IVR-30</p> <p>Intervention: D1: BUP D2: PBO</p>	<p>Overall adverse events, %: Patients reporting 1+ D1: 79 D2: 61</p> <p>Weight gain, %: Gain ≥ 7% D1: 0 D2: 1.4</p> <p>Weight loss, %: Loss ≥ 7% D1: 3.7 D2: 2.2</p> <p>Dizziness, %: D1: 10 D2: 2</p> <p>Insomnia, %: D1: 7 D2: 1</p> <p>Nausea, %: D1: 10 D2: 5</p> <p>Attrition Overall attrition, %: 22.3</p> <p>Attrition rate, %: D1: 24 D2: 21</p> <p>Withdrawals due to adverse events, % D1: 9 D2: 2</p> <p>Withdrawals due to lack of efficacy, % D1: 1 D2: 4</p> <p>Comments</p>

Evidence Table 1. Randomized controlled trials and observational studies (continued)

Study Characteristics	Research Objective, Intervention, Duration, etc	Inclusion/Exclusion Outcome Measures	Population Characteristics	Health Outcome Results	Adverse Events
		IVR-30 score \pm > 25% between screening and baseline measures Outcome measures <ul style="list-style-type: none"> • CGI-I • Quality of life scales: IDS-C-30, IDS-IVR-30 		n at baseline: D1: 135 (ITT = 133) D2: 139 (ITT = 137) Mean score at baseline (SEM): D1: 45.9 (0.8) D2: 46.0 (0.8) Mean score at endpoint (SD): D1: 24.6 D2: 28.4 Mean score change (SEM): D1: -21.3 (1.4) (LOCF) D2: -17.6 (1.4) (LOCF) <ul style="list-style-type: none"> • <i>P</i> < .05, mean change from baseline for BUP XL • Improvement in depressive symptoms w/ BUP XL: energy, pleasure, interest: <i>P</i>: .007; insomnia: <i>P</i>: .023 Another QOL scale NR Is adherence reported? NR Rate of adherence or compliance NR Additional Results: <ul style="list-style-type: none"> • It is important to note mean daily doses of treatment drugs in two studies. In study 1, mean daily dose of BUP XL was 323 mg (SD: 59.4), and that of 	NR

Evidence Table 1. Randomized controlled trials and observational studies (continued)

Study Characteristics	Research Objective, Intervention, Duration, etc	Inclusion/Exclusion Outcome Measures	Population Characteristics	Health Outcome Results	Adverse Events
				<p>ESC was 13 mg (SD: 2.6). For study 2, mean daily dose of BUP XL was 309 mg (SD: 58.3) and 13 mg (SD: 3.2) for ESC.</p> <p>The HAD scale, mean change (SE) results were also reported and were as follows:</p> <ul style="list-style-type: none"> • BUP XL: Pooled: -10.5 (0.5), Study 1: -11.0 (0.7), Study 2: -9.9 (0.8); • ESC: Pooled: -11.1 (0.5), Study 1: -11.5 (0.7), Study 2: -10.8 (0.8); • PBO Pooled: -8.1 (0.5), Study 1: -8.6 (0.7), Study 2: -7.5 (0.8). <p>The p-values were also reported for HAD scale and were as follows:</p> <ul style="list-style-type: none"> • BUP XL vs. PBO: Pooled, <i>P</i>: .001, Study 1, <i>P</i>: .015, and Study 2, <i>P</i>: .026; • ESC vs. PBO: Pooled, <i>P</i> < .001, Study 1, <i>P</i>: .003, Study 2, <i>P</i>: .002; • BUP XL vs. ESC Pooled, <i>P</i>: .343, Study 1: .570, Study 2: .394. • Both BUP XL and ESC were more effective than PBO with respect to mean change from randomization in HAD 	

Evidence Table 1. Randomized controlled trials and observational studies (continued)

Study Characteristics	Research Objective, Intervention, Duration, etc	Inclusion/Exclusion Outcome Measures	Population Characteristics	Health Outcome Results	Adverse Events
				<p>total score at week 8 in individual studies.</p> <p>Results of CSFQ: Total Scores are as follows:</p> <p>BUP XL: Score at Randomization, Mean (SE)</p> <ul style="list-style-type: none"> • Study 1 (N: 133): 50.5 (0.7) • Study 2 (N: 129): 53.8 (0.6) <p>Change at Week 8, Least Square Mean (SE)</p> <ul style="list-style-type: none"> • Study 1: 2.7 (0.7) and • Study 2: 2.1 (0.7); <p>ESC: Scores at Randomization, Mean (SE)</p> <ul style="list-style-type: none"> • Study 1 (N: 130) = 52.1 (0.7) • Study 2 (N: 133): 53.4 (0.7) <p>Change at Week 8, Least Square Mean (SE)</p> <ul style="list-style-type: none"> • Study 1: 0.2 (0.7) and • Study 2: -1.1 (0.7); 3) <p>PBO: Score at Randomization Mean (SE)</p> <ul style="list-style-type: none"> • Study 1 (N: 127): 51.8 (0.7) • Study 2 (N: 125): 52.9 (0.6) <p>Change at Week 8, Least Square Mean (SE)</p> <ul style="list-style-type: none"> • Study 1: 2.4 (0.7) • Study 2: 1.3 (0.7). <p>At treatment week 8, ESC was associated with statistically significantly</p>	

Evidence Table 1. Randomized controlled trials and observational studies (continued)

Study Characteristics	Research Objective, Intervention, Duration, etc	Inclusion/Exclusion Outcome Measures	Population Characteristics	Health Outcome Results	Adverse Events
				<p>worse sexual functioning than BUP XL with respect to mean changes in total score and subscale scores for pleasure and orgasm in study 1; in total score and subscale scores for desire/frequency, desire/interest, arousal, and orgasm in study 2; and in total score and subscale scores for pleasure, desire/frequency, desire/interest, arousal and orgasm in pooled dataset.</p> <p>CSFQ subscales (pleasure, desire/frequency, desire/interest, arousal, and orgasm) were also reported.</p>	

Evidence Table 1. Randomized controlled trials and observational studies (continued)

Study Characteristics	Research Objective Duration Study Design	Inclusion/Exclusion	Baseline Characteristics	Health Outcomes Results	Adverse Events (%)	Analysis Quality Rating
<p>Author: Jick et al., 1992¹⁹⁵</p> <p>Country and setting: United Kingdom General practice</p> <p>Funding: Burroughs Wellcome</p>	<p>Research objective: Evaluate whether FLUOX causes important increased risk of suicidal behavior by reviewing previously gathered data from practitioners</p> <p>Duration of study: Jan 1988 to April 1990</p> <p>Study design: Database review</p> <p>Overall study N: 8,730</p> <p>Intervention: Mianserin and Lofepamine D1: FLUOX D2: TRA</p>	<p>Inclusion criteria:</p> <ul style="list-style-type: none"> • Age 15 to 74 • Patients who received a px for FLUOX, lofepramine, mianserin, or TRA. From this list, all who had diagnosis of aggressive, abusive, suicidal behavior <p>Exclusion criteria: NR</p>	<p>Mean age (yrs): NR</p> <p>Sex (% female): NR</p> <p>Race (% white): NR</p> <p>Baseline (HAM-A): NR</p> <p>Baseline HAM-D: NR</p>	<p>FLUOX does not directly cause suicidal behavior at a substantially higher frequency than do lofepramine, mianserin, and TRA</p>	<p>N/A</p>	<p>Overall attrition rate: N/A</p> <p>ITT Analysis Not applicable-observational study</p> <p>Quality rating: Fair</p>

Evidence Table 1. Randomized controlled trials and observational studies (continued)

Study Characteristics	Research Objective Duration Study Design	Inclusion/Exclusion	Baseline Characteristics	Health Outcomes Results	Adverse Events (%)	Analysis Quality Rating
<p>Author: Jick et al., 1995¹⁹⁶</p> <p>Country and setting: UK General practices in UK using VAMP database</p> <p>Funding: Various pharmaceutical companies (Berlex, Boots, Burroughs Wellcome, Ciba-Geigy, Hoeschst, Hoffman-LaRoche, RW Johnson, Pfizer, Proctor and Gamble, Sanofi Winthrop)</p>	<p>Research objective: To estimate rate and means of suicide among people taking 10 commonly prescribed antidepressants</p> <p>Duration of study: Patient records from Jan 1988 to Feb 1993</p> <p>Study design: Cohort study with nested case-control analysis</p> <p>Overall study N: 172,598</p> <p>Intervention: FLUOX TRA Dothiepin Amitriptyline Clomipramine Imipramine Flupenthixol Lofepamine Mianserin Doxepin</p>	<p>Inclusion criteria:</p> <ul style="list-style-type: none"> Received a prescription for 1 or more antidepressants in VAMP database (General Practice Research Database) All patients who committed suicide identified in cohort evaluation were included as cases <p>Exclusion criteria: NR</p>	<p>Mean age (yrs): NR</p> <p>Sex (% female): NR</p> <p>Race (% white): NR</p> <p>Baseline (HAM-A): NR</p> <p>Baseline HAM-D: NR</p>	<p>143 suicides within 6 mos of using antidepressants</p> <p>Rates of suicide higher in men than women (RR, 2.8, 95% CI, 1.9 - 4.0), people with history of feeling suicidal (RR, 19.2, 95% CI, 9.5 - 38.7), and people who had taken several different antidepressants (RR, 2.8, 95% CI, 1.8 - 4.3)</p> <p>From cohort analysis: overall rate of suicide for all antidepressant users: 8.5/10,000 person yrs (95% CI, 7.2 - 10.0); FLUOX: 19.0/10,000, adjusted RR, 2.1 (95% CI, 1.1-4.1); TRA: 14.8/10,000, adjusted RR, 1.7 (95% CI, 0.6 - 4.6), both relative to dothiepin</p> <p>Compared with dothiepin, only FLUOX and mianserin yielded RRs that were sig raised</p>	N/A	<p>Overall attrition rate: N/A</p> <p>ITT Analysis Not applicable-observational study</p> <p>Quality rating: Fair</p>

Evidence Table 1. Randomized controlled trials and observational studies (continued)

Study Characteristics	Research Objective Duration Study Design	Inclusion/Exclusion	Baseline Characteristics	Health Outcome Results	Adverse Events (%)	Analysis and Quality Rating
<p>Author: Jick et al., 2004¹⁹⁷</p> <p>Country and setting: UK General practices using GPRD</p> <p>Funding: Boston Collaborative Drug Surveillance Program</p>	<p>Research objective: To estimate risk ratios of nonfatal suicidal behavior in patients starting treatment with 1 of 3 antidepressant drugs vs. patients starting treatment with dothiepin</p> <p>Duration of study: 1993-1999</p> <p>Study design: Matched case-control</p> <p>Overall study N: 159,810</p> <p>Intervention: D1: Case D2: Controls</p>	<p>Inclusion criteria: • Using anti-depressants</p> <p>Exclusion criteria: NR</p>	<p>Mean age (yrs): NR</p> <p>Sex (% female): D1: 65.4 D2: 66.8</p> <p>Race (% white): NR</p> <p>Baseline HAM-A: NR</p> <p>Baseline HAM-D: NR</p>	<p>Suicidal behavior risk: D1: RR, 1.16 (95% CI, 0.90-1.50) D2 vs D3: RR, 1.29 (95% CI, 0.97-1.70)</p> <p>Suicide risk increased in first mo after starting antidepressants, especially during first 9 days (RR, 4.07; 95% CI, 2.89-5.74)</p>	NR	<p>Overall attrition rate: N/A</p> <p>ITT Analysis NR</p> <p>Quality rating: N/A</p>

Evidence Table 1. Randomized controlled trials and observational studies (continued)

Study Characteristics	Research Objective Duration Study Design	Inclusion/Exclusion	Baseline Characteristics	Health Outcomes Results	Adverse Events (%)	Analysis Quality Rating
<p>Author: Johnston et al., 1991¹⁹⁸</p> <p>Country and setting: United States Multicenter (102 sites)</p> <p>Funding: Burroughs Wellcome</p>	<p>Research objective: To determine incidence of seizures associated with use of BUP</p> <p>Duration of study: 8 wk treatment stage with unlimited humanitarian continuation phase</p> <p>Study design: Uncontrolled, open-label trail</p> <p>Overall study N: 3,341</p> <p>Intervention: D1: BUP: 300-450 mg/d</p>	<p>Inclusion criteria:</p> <ul style="list-style-type: none"> • Adults 18 and over • Diagnosis of depression for which antidepressant treatment was clinically appropriate <p>Exclusion criteria:</p> <ul style="list-style-type: none"> • Pregnant • Lactating • Investigational drug use within last 30 days • Previous diagnosis of bulimia or anorexia nervosa • Known predisposition of seizures 	<p>Mean age (yrs): Overall: 43.5</p> <p>Sex (% female): Overall: 59.4</p> <p>Race (% white): Overall: 96</p> <p>Baseline (HAM-A): NR</p> <p>Baseline HAM-D: NR</p>	<p>Observed seizure rate was 0.24% for treatment phase and 0.40% for entire study. 8-wk survival analysis performed on patients with a dosing regimen of 300 to 450 mg/d yielded a cumulative rate of 0.36%</p> <p>Rate of seizure for BUP within range of other antidepressants</p>	<p>NR</p>	<p>Overall attrition rate: 39%</p> <p>ITT Analysis N/A</p> <p>Quality rating: Fair</p>

Evidence Table 1. Randomized controlled trials and observational studies (continued)

Study Characteristics	Research Objective Duration Study Design	Inclusion/Exclusion	Baseline Characteristics	Health Outcome Results	Adverse Events (%)	Analysis and Quality Rating
<p>Author: Judd et al., 2004⁵²</p> <p>Country and setting: United States Multicenter</p> <p>Funding: Eli Lilly and Co NIMH grants; Rohrer fund of University of California, San Diego</p>	<p>Research objective: To examine efficacy of FLUOX in treatment of outpatients with minor depressive disorder</p> <p>Duration of study: 12 wks</p> <p>Study design: RCT</p> <p>Overall study N: 162</p> <p>Intervention: D1: FLUOX: 10-20 mg/d D2: PBO</p>	<p>Inclusion criteria:</p> <ul style="list-style-type: none"> Adults 18 or older Diagnosed with minor depression according to NIMH Health Diagnostic Interview Schedule Healthy with normal physical exam and labs <p>Exclusion criteria:</p> <ul style="list-style-type: none"> Concomitant psychotherapeutic or psychotropic medications Additional mental illnesses or organic mental disorder not related to depression Clinically sig medical disease Investigational drug use with no response or adverse reaction ECT Suicidal tendencies MDD Dysthymia Seizure disorder Severe allergies Loss of loved one within past yr 	<p>Mean age (yrs): Overall: 43.5</p> <p>Sex (% female): Overall: 59.3</p> <p>Race (% white): Overall: 90.1</p> <p>Baseline (HAM-A): NR</p> <p>Mean HAM-D score at baseline: D1: 11.7 (3.9) D2: 11.0 (3.9)</p>	<p>Sig greater improvement on 30-item IDS for FLUOX than for PBO (-1.19 vs. -0.61; $P < 0.02$)</p> <p>Statistically greater rate of improvement in FLUOX groups than PBO in 30-item IDS scores ($z = 2.40$, $P < 0.02$), 17-item HAM-D ($z = 2.06$, $P = 0.04$), and 21-item HAM-D ($z = 2.19$, $P < 0.03$). GAF score sig greater in FLUOX group ($z = 2.10$, $P < 0.04$). At endpoint, 40.5% (FLUOX) vs. 24.1% (PBO) patients were rated as "normal/not at all depressed" on CGI-S ($\chi^2 = 6.63$, $df = 1$, $P = 0.01$)</p>	<p>Insomnia: D1: 24.7</p>	<p>Overall attrition rate: 27%</p> <p>ITT analysis: Yes</p> <p>Quality rating: Fair</p>

Evidence Table 1. Randomized controlled trials and observational studies (continued)

Study Characteristics	Research Objective Duration Study Design	Inclusion/Exclusion	Baseline Characteristics	Health Outcomes Results	Adverse Events (%)	Analysis Quality Rating
<p>Author: Judge et al., 2002¹⁹⁹</p> <p>Country and setting: Multinational; outpatient</p> <p>Funding: Eli Lilly</p>	<p>Research objective: To compare mean number of interruption-emergent events during 3 to 5 day PBO interruption period in remitted, depressed patients on maintenance therapy with FLUOX or PAR</p> <p>Duration of study: PBO interruption period: 3-5 days, but unclear total duration of observation</p> <p>Study design: Open-label, parallel-group study with double-blind, crossover, PBO interruption phase</p> <p>Overall study N: 150</p> <p>Intervention: D1: FLUOX: 20-60 mg/d D2: PAR: 20-50 mg/d</p>	<p>Inclusion criteria:</p> <ul style="list-style-type: none"> • Adults 18 and older • Unipolar depression on effective maintenance with FLUOX or PAR • Current maintenance lasting between 4 and 24 mos • MADRS ≤ 12 <p>Exclusion criteria:</p> <ul style="list-style-type: none"> • Pregnant • Lactating • Concomitant psychotherapeutic or psychotropic medications • Additional mental illnesses or organic mental disorder not related to depression • Illicit drug and alcohol abuse • Clinically sig medical disease • Suicidal tendencies • Seizure within last yr 	<p>Mean age (yrs): D1: 41.5 D2: 44.7</p> <p>Sex (% female): D1: 80 D2: 73.3</p> <p>Race (% white): NR</p> <p>Baseline (HAM-A): NR</p> <p>Baseline HAM-D: NR</p>	<p>FLUOX group experienced fewer interruption-emergent symptoms (DESS mean diff in change: -2.4 with 95% CI, -3.9 to -1.0; <i>P</i> = 0.001) than PAR group</p> <p>Symptoms occurring sig more in PAR patients were: panic, depersonalization, shaking, muscle aches, dyspnoe, stomach cramps, agitation, sleeping problems, dizziness, chills, vomiting, nausea or diarrhea, parasthesia</p>	<p>Diarrhea: D2: 10+</p> <p>Dizziness: D2: 33+</p> <p>Headache: D1: 14 D2: 10+</p> <p>Insomnia: D2: 20+</p> <p>Nausea: D2: 20+</p> <p>Somnolence (fatigue): D1: 17 D2: 20+</p> <p>Suicidality:</p> <p>Sweating (increase): D2: 20+</p>	<p>Overall attrition rate: 6%</p> <p>ITT Analysis N/A: Cannot tell if ITT was used; however, attrition was so low that ITT would have made little diff in results</p> <p>Quality rating: Fair</p>

Evidence Table 1. Randomized controlled trials and observational studies (continued)

Study Characteristics	Research Objective, Intervention, Duration, etc.	Inclusion/Exclusion	Population Characteristics	Health Outcome Results	Adverse Events
<p>Author, Year Kamijima et al., 2006^{1,2,3}</p> <p>Country and Setting Japan; multicenter</p> <p>Funding Pfizer, Inc.</p> <p>Quality Rating Fair</p>	<p>Research objective To evaluate efficacy and tolerability of SER in treating Japanese patients with major depressive disorder using a randomized withdrawal design in patients who had received a response during 8 weeks of open-label SER treatment</p> <p>Drugs, Doses, and Range D1: SER 25-100 mg 1 x daily (low to medium dose) D2: PBO Overall: Continuation phase</p> <p>Study design RCT</p> <p>n 235</p> <p>Duration Randomized evaluation is 16 week continuation phase</p> <p>Type of depression MDD</p>	<p>Inclusion criteria</p> <ul style="list-style-type: none"> Adults (age range): 20-64 years old Diagnosed with MDD according to DSM-III or -IV: primary MDD determined by DSM-IV; recurrent determined by clinical interview and DSM-IV checklist HAM-D: 18 or more for acute phase without decrease of 25% or more during 1 week screening period; 13 or less to be included in double-blind phase CGIS: CGI-I score of 3 or less to be included in double-blind phase Duration of current depression episode 4 or more weeks Patients included in double blind phase if met responder criteria (see HAM-D and CGI-I scores above) <p>Exclusion criteria</p> <ul style="list-style-type: none"> Pregnant Lactating Concomitant psychotherapeutic or psychotropic medications Patients who failed to discontinue or taper off these drugs before receiving study drug Additional mental illnesses or organic mental disorder not 	<p>Groups similar at baseline Yes</p> <p>n = D1: 117 D2: 118 Overall: 235</p> <p>Mean age, years D1: 40.8 D2: 38.4 Overall: 40</p> <p>Sex, % female D1: 63.2 D2: 62.7 Overall: 63</p> <p>Race, % white D1: 0 D2: 0 Overall: 0</p> <p>Baseline HAM-A NR</p> <p>Insomnia, %: NR</p> <p>Concomitant anergia, % NR</p> <p>Experienced prior depressive episodes, % NR</p>	<p>HAM-D</p> <p>Mean score at baseline (SD): D1: 8.3 (3.4) D2: 8.1 (3.3)</p> <p>Mean score at endpoint (SD): D1: 6.3 (6.2) D2: 9.7 (7.2)</p> <p>Mean score change (SD): D1: -2.0 (NR) D2: 1.6 (NR)</p> <p>Baseline scores reported at beginning at double-blind phase. Compared to PBO group, SER group had a significantly greater change from beginning of double-blind phase to end of double blind phase ($P < 0.001$).</p> <p>MADRS NR</p> <p>CGI-S</p> <p>Mean score at endpoint (SD): NR</p> <p>Mean score at endpoint (SD): NR</p> <p>Number of patients achieving a score of NR</p> <ul style="list-style-type: none"> CGI-I responder rate (proportion of 'much improved' or better compared to open-label baseline) 85.6% in SER 	<p>Overall rate of attrition, % 26.8</p> <p>Attrition rate, % D1: 18.8 D2: 34.7</p> <p>Withdrawals due to adverse events, % D1: 3.4 D2: 5.9</p> <p>Attrition due to lack of efficacy, % D1: 8.5 D2: 17.8</p> <p>Attrition due to lack of efficacy was considered as relapse, primary outcome of study</p> <p>Overall adverse events, %: D1: 29.9 D2: 31.4</p> <p>Cardiovascular, %: D1: NR D2: 2.5 (decreased blood pressure)</p> <p>Diarrhea, %: D1: 2.6 D2: NR</p> <p>Dizziness, %: D1: 2.6 D2: 2.5</p> <p>Headache, %: D1: 3.4 D2: NR</p> <p>Nausea, %: D1: NR D2: 2.5</p>

Evidence Table 1. Randomized controlled trials and observational studies (continued)

Study Characteristics	Research Objective, Intervention, Duration, etc.	Inclusion/Exclusion	Population Characteristics	Health Outcome Results	Adverse Events
		<p>related to depression (e.g., schizophrenia, bipolar): bipolar disorder, schizophrenia; paranoid disorder; other psychotic disorders; dementia; obsessive-compulsive disorder; post-traumatic stress disorder; panic disorder; dysthymic disorder; social anxiety or generalized anxiety disorder; Axis II personality disorders</p> <ul style="list-style-type: none"> • Illicit drug and alcohol abuse: within past 6 months • Clinically significant medical disease: • Investigational drug use within last: 4 weeks • ECT within last: 6 months • Suicidal tendencies (acute or other) • Non-responders to adequate trials of antidepressants during current depressive episode • Patients who had HAM-D score of 10 or less from week 2-week 8 during acute phase • Doses were titrated during acute open-label phase. HAM-D score at baseline of open-label phase was 22.2 (3.6)-reported in Q33. • Patients randomized to SER arm continued on 		<p>group vs. 67.8% in PBO group ($P = 0.004$). Among subgroup of patients with 'minimally improved' or 'much improved' at start of double-blind phase, percentage with 'very much improved' at end was 45.7% (37/81) in SER arm vs. 27.6% (24/87) in PBO group ($P = 0.023$)</p> <p>CGI NR</p> <p>QOL scale Q-LES-Q</p> <p>Mean score at baseline (SD): D1: 62.9 (11.2) D2: 64.2 (10.4)</p> <p>Mean score at endpoint (SD): D1: 67.4 (15.3) D2: 61.3 (12.6)</p> <p>Mean score change (SD): D1: 4.5 (NR) D2: -2.9 (NR)</p> <p>Difference in change from baseline to end of double-blind phase was significant between SER and PBO groups ($P < 0.001$). At week 24 (completer) sample, then mean score was 70.7 (13.9) for SER and 64.4 (11.3) for PBO ($P < 0.001$)</p> <p>Adherence</p>	<p>Somnolence (fatigue), %: D1: 3.4 D2: NR</p>

Evidence Table 1. Randomized controlled trials and observational studies (continued)

Study Characteristics	Research Objective, Intervention, Duration, etc.	Inclusion/Exclusion	Population Characteristics	Health Outcome Results	Adverse Events
		same doses during double-blind continuation phase.		<p>NR</p> <p>Relapse</p> <ul style="list-style-type: none"> • Relapse defined as either: 1) HAM-D score of 18 or greater and a CGI-I of 'no change' or worse, at 2 consecutive visits; or 2) being unable to continue treatment because of insufficient efficacy. • Relapse rate (SER vs. PBO): 8.5% vs. 19.5% ($P = 0.016$). 2 out of 10 patients that relapsed in SER arm met HAM-D/CGI-I criterion. • 5 out of 23 patients that relapsed in PBO arm met HAM-D/CGI-I criterion. 	

Evidence Table 1. Randomized controlled trials and observational studies (continued)

Study Characteristics	Research Objective Duration Study Design	Inclusion/Exclusion	Baseline Characteristics	Health Outcome Results	Adverse Events (%)	Analysis and Quality Rating
<p>Author: Kasper et al., 2005⁵⁴</p> <p>Country and setting: Multinational Multicenter</p> <p>Funding: ACRAF SpA</p>	<p>Research objective: To evaluate efficacy and safety of TRA prolonged release vs. PAR in patients with major depression</p> <p>Duration of study: 6 wks</p> <p>Study design: RCT</p> <p>Overall study N: 108</p> <p>Intervention: D1: TRA: (prolonged release) 150-450 mg/d D2: PAR: 20-40 mg/d</p>	<p>Inclusion criteria:</p> <ul style="list-style-type: none"> Adults 18 to 65 Diagnosed with MDD according to DSM-III or -IV HAM-D score of 18-24 MADRS < 30 Depression symptoms at least 1 mo <p>Exclusion criteria:</p> <ul style="list-style-type: none"> Pregnant Lactating Concomitant psychotherapeutic or psychotropic medications Additional mental illnesses or organic mental disorder Illicit drug and alcohol abuse Clinically sig medical disease ECT MDD refractory to treatment Psychosis or melancholia High risk of suicide 	<p>Mean age (yrs): D1: 43.5 D2: 44.3</p> <p>Sex (% female): D1: 58 D2: 68</p> <p>Race (% white): NR</p> <p>Baseline (HAM-A): NR</p> <p>Mean HAM-D score at baseline (SE): D1: 21.0 (0.21) D2: 20.9 (0.21)</p>	<p>No statistically sig diff in responder rates (95% CI): 87.3% (78.5 - 96.1) in TRA group; 90.6% (82.7 - 98.4) in PAR group. (No <i>P</i> value reported)</p> <p>No statistically sig diff in remission rates (95% CI): 69.1% (56.9 - 81.3) in TRA group; 67.9% (55.4 - 80.5) in PAR group. (No <i>P</i> value reported)</p>	<p>Overall adverse events: D1: 34.5 D2: 26.4</p> <p>Diarrhea: D1: 0 D2: 1.9</p> <p>Dizziness: D1: 3.6 D2: 1.9</p> <p>Headache: D1: 7.3 D2: 0</p> <p>Insomnia: D1: 5.5 D2: 5.7</p> <p>Nausea: D1: 1.8 D2: 11.3</p> <p>Somnolence (fatigue): D1: 1.8 D2: 1.9</p> <p>Sweating (increase): D1: 0 D2: 1.9</p>	<p>Overall attrition rate: 4.6%</p> <p>ITT analysis: Yes</p> <p>Quality rating: Fair</p>

Evidence Table 1. Randomized controlled trials and observational studies (continued)

Study Characteristics	Research Objective Duration Study Design	Inclusion/Exclusion	Baseline Characteristics	Health Outcome Results	Adverse Events (%)	Analysis and Quality Rating
<p>Author: Kasper et al., 2005⁵³</p> <p>Country and setting: Multinational (11 countries) Multicenter (76 general practice and specialist settings)</p> <p>Funding: Eli Lilly, Lundbeck, Bristol-Myers Squibb, GlaxoSmith-Kline, Organon, Servier</p>	<p>Research objective: To compare efficacy and tolerability of ESC in a fixed dose of 10 mg with PBO in elderly patients with MDD, using FLUOX at fixed dose of 20 mg as a reference drug</p> <p>Duration of study: 8 wks</p> <p>Study design: RCT</p> <p>Overall study N: 518</p> <p>Intervention: D1: PBO D2: ESC: 10 mg D3: FLUOX: 20 mg</p>	<p>Inclusion criteria:</p> <ul style="list-style-type: none"> Diagnosed with MDD according to DSM-III or -IV Age 65 or more MADRS of 22-40 MMSE 22+ <p>Exclusion criteria:</p> <ul style="list-style-type: none"> Concomitant psychotherapeutic or psychotropic medications Additional mental illnesses or organic mental disorder Illicit drug and alcohol abuse Investigational drug use within last 30 days Current ECT MADRS score \geq 5 on Item 10 (suicidal thoughts) Current behavior therapy or psychotherapy History of severe drug allergy or hypersensitivity Lack of response to more than one antidepressant treatment (including CIT) during present depressive episode 	<p>Mean age (yrs): D1: 75 D2: 75 D3: 75</p> <p>Sex (% female): D1: 76 D2: 75 D3: 77</p> <p>Race (% white): D1: 100 D2: 99 D3: 100</p> <p>Baseline (HAM-A): NR</p> <p>Mean HAM-D score at baseline: NR</p>	<p>Responders (\geq 50% decrease from baseline in MADRS total score), % D1: 47 D2: 46 D3: 37 P = NS LOCF analysis</p> <p>Remitters (MADRS total score \leq 12), % D1: 42 D2: 40 D3: 30 D1 vs D2: P=NS D1 vs D3: $P < 0.05$ LOCF analysis</p>	<p>Overall AEs: D1: 2.8 D2: 9.8 D3: 12.2</p> <p>Changes in weight (decrease): D1: 1.1 D2: 1.2 D3: 2.4</p> <p>Constipation: D1: 4.4 D2: 1.2 D3: 4.3</p> <p>Diarrhea: D1: 5.0 D2: 1.7 D3: 4.9</p> <p>Dizziness: D1: 0.6 D2: 2.9 D3: 3.7</p> <p>Headache: D1: 8.3 D2: 5.2 D3: 4.3</p> <p>Insomnia: D1: 2.2 D2: 2.3 D3: 1.8</p> <p>Nausea: D1: 1.7 D2: 6.9 D3: 7.3</p> <p>Somnolence (fatigue): D1: 0.6 D2: 2.3 D3: 0</p>	<p>Overall attrition rate: 17.6%</p> <p>ITT analysis: Yes</p> <p>Quality rating: Fair</p>

Evidence Table 1. Randomized controlled trials and observational studies (continued)

Study Characteristics	Research Objective Duration Study Design	Inclusion/Exclusion	Baseline Characteristics	Health Outcome Results	Adverse Events (%)	Analysis and Quality Rating
<p>Author: Kavoussi et al., 1997⁵⁵ Rush et al., 2001⁸² Segraves et al., 2000²¹⁹</p> <p>Country and setting: United States Multicenter</p> <p>Funding: Glaxo Wellcome, Inc</p>	<p>Research objective: To compare efficacy and safety of BUP SR and SER, and to determine whether baseline anxiety predicts antidepressant response</p> <p>Duration of study: 16 wks</p> <p>Study design: RCT</p> <p>Overall study N: 248</p> <p>Intervention: D1: BUP: 100-300 mg/d (mean 238 mg/d) D2: SER: 50-200 mg/d (mean 114 mg/d)</p>	<p>Inclusion criteria:</p> <ul style="list-style-type: none"> Adults 18 to 76 Diagnosed with MDD according to DSM-III or -IV Minimum HAM-D score of 18 Stable relationship with normal sexual functioning <p>Exclusion criteria:</p> <ul style="list-style-type: none"> Pregnant Lactating Concomitant psychotherapeutic or psychotropic medications Additional mental illnesses or organic mental disorder Suicidal tendencies History/current diagnosis of eating disorders Known predisposition to seizures 	<p>Mean age (yrs): D1: 39 D2: 40</p> <p>Sex (% female): D1: 48 D2: 48</p> <p>Race (% white): D1: 93 D2: 94</p> <p>Baseline (HAM-A): D1: 16.6 (5.2) D2: 16.6 (5.2)</p> <p>Mean HAM-D score at baseline: D1: 24.8 (4.6) D2: 24.8 (4.6)</p>	<p>HAM-D-21: similar changes in scores over study (both groups showed 50% improvement in scores), no diffs at any point in study</p> <p>CGI-S and CGI-I scores improved steadily throughout treatment phase</p> <p>Response: D1: 66% D2: 74% <i>P</i> = NR (ns)</p> <p>Remission: D1: 55% D2: 63% <i>P</i> = NR (ns)</p>	<p>Diarrhea: D1: 3 D2: 22</p> <p>Dizziness: D1: 8 D2: 5</p> <p>Headache: D1: 34 D2: 32</p> <p>Insomnia: D1: 18 D2: 19</p> <p>Nausea: D1: 10 D2: 30</p> <p>Somnolence (fatigue): D1: 2 D2: 13</p> <p>Sweating (increase): D1: 2 D2: 10</p> <p>Sexual dysfunction (orgasm in men): D1: 10 D2: 61</p> <p>Sexual dysfunction (orgasm in women): D1: 7 D2: 41</p>	<p>Overall attrition rate: 31.5%</p> <p>ITT analysis: Yes</p> <p>Quality rating: Fair</p>

Evidence Table 1. Randomized controlled trials and observational studies (continued)

Study Characteristics	Research Objective Duration Study Design	Inclusion/Exclusion	Baseline Characteristics	Health Outcome Results	Adverse Events (%)	Analysis and Quality Rating
<p>Author: Keller et al., 1998¹²⁵ Kocsis et al., 2002¹²⁸</p> <p>Country and setting: United States (10) outpatient psychiatric clinics and (2) academic centers</p> <p>Funding: Pfizer</p>	<p>Research objective: To determine if maintenance therapy with SER can effectively prevent recurrence of depression in patients with chronic major depression or double depression</p> <p>Duration of study: 76 wks</p> <p>Study design: RCT</p> <p>Overall study N: 161</p> <p>Intervention: D1: SER: 50-200 mg/d D2: PBO</p>	<p>Inclusion criteria:</p> <ul style="list-style-type: none"> Diagnosed with MDD according to DSM-III or -IV Minimum HAM-D score of 18 MDD with or without dysthymic disorder Chronic depression defined as depression of at least 2 yrs duration 3 phase study <p>Exclusion criteria: NR</p>	<p>Mean age (yrs): D1: 40.8 D2: 42.4</p> <p>Sex (% female): D1: 62 D2: 69</p> <p>Race (% white): NR</p> <p>Baseline HAM-A: NR</p> <p>Baseline HAM-D: D1: 5.5 (4.2) D2: 6.3 (3.7)</p>	<p>Recurrence %: By strict protocol criteria: D1: 6 D2: 23 (<i>P</i> = 0.002)</p> <p>By consensus agreement: D1: 26 D2: 50 (<i>P</i> = 0.001)</p> <p>Showed first symptoms of recurrence by consensus agreement: D1: 34 D2: 60 (<i>P</i> = 0.001)</p> <p>Patients receiving PBO were 2.18 (1.27, 3.74) times as likely to experience reemergence of depression and 4.07 (1.51, 10.95) times as likely to experience depression recurrence as patients taking SER during maintenance therapy, adjusted for pooled study site, type of depression, and randomization strata (<i>P</i> < 0.02 for both outcomes)</p>	<p>Overall adverse events: D1: 80.5</p> <p>Changes in weight (increase): D1: 15.6</p> <p>Diarrhea: D1: 15.6</p> <p>Dizziness: D1: 11.7</p> <p>Headache: D1: 28.6</p> <p>Insomnia: D1: 19.5</p> <p>Nausea: D1: 13</p> <p>Sexual dysfunctional (male ejaculation): D1: 0</p> <p>Somnolence (fatigue): D1: 11.7</p> <p>Sweating (increase): D1: 15.6</p>	<p>Overall attrition rate: 63.4%</p> <p>ITT Analysis No, time to event of full population</p> <p>Quality rating: Fair</p>

Evidence Table 1. Randomized controlled trials and observational studies (continued)

Study Characteristics	Research Objective Duration Study Design	Inclusion/Exclusion	Baseline Characteristics	Health Outcomes Results	Adverse Events (%)	Analysis Quality Rating
<p>Author: Kennedy et al., 2000²⁰¹</p> <p>Country and setting: Canada Depression clinic</p> <p>Funding: Centre for Addiction and Mental Health Foundation</p>	<p>Research objective: To evaluate disturbances in sexual drive/desire and arousal/orgasm in depressed patients who completed 8 wks of study</p> <p>Duration of study: 14 wks (primary endpoint is 8 wks)</p> <p>Study design: Prospective cohort study</p> <p>Overall study N: 174</p> <p>Intervention: D1: SER: 50-200 mg/d D2: PAR: 10-80 mg/d D3: VEN: 37.5-375 mg/d</p>	<p>Inclusion criteria:</p> <ul style="list-style-type: none"> Diagnosed with MDD according to DSM-III or -IV Minimum HAM-D score of 16 Sexual activity within past mo Major depression with or without other secondary non-psychotic axis I disorders No antidepressants within 2 wks (or 5 wks for FLUOX) <p>Exclusion criteria:</p> <ul style="list-style-type: none"> Clinically sig medical disease 	<p>Mean age (yrs): NR</p> <p>Sex (% female): D1: 84.6 D2: 33.3 D3: 61.1</p> <p>Race (% white): NR</p> <p>Baseline (HAM-A): NR</p> <p>Baseline HAM-D: NR</p>	<p>Men reported sig greater drug-induced impairment of drive/desire compared with women (mean [SD] = 2.26 (2.02) vs. 1.43(2.12), t = 6.23, df = 107, P < 0.05)</p> <p>No significant diffs between antidepressants among men reporting antidepressant-induced sexual dysfunction</p> <p>On arousal/orgasm scale women showed lower rates of dysfunction on VEN compared to PAR and SER, however, only 1 item of 3 arousal/orgasm items ("difficulty achieving orgasm") reached statistical significance (chi-sq = 8.51, df = 1, P < 0.004). for VEN vs. PAR, VEN introduced sig less difficulty with having an orgasm than PAR (chi-sq = 2.98, df = 1, P < 0.08)</p>	NR	<p>Overall attrition rate: 38.5%</p> <p>ITT Analysis N/A</p> <p>Quality rating: Fair</p>

Evidence Table 1. Randomized controlled trials and observational studies (continued)

Study Characteristics	Research Objective, Intervention, Duration, etc	Inclusion/Exclusion Outcome Measures	Population Characteristics	Health Outcome Results	Adverse Events
<p>Author, Year Kennedy, 2006⁵⁶</p> <p>Country and Setting 15 sites across Canada. Site type not defined</p> <p>Funding Boehringer Ingelheim, Canada</p> <p>Quality rating: Fair</p>	<p>Research objective To evaluate sexual functioning separately in men and women with depression. To compare Sex FX with Investigator-Rated Sexual Desire and Functioning Scale, and to compare antidepressant outcomes with an examination of relation between level of depression and sexual functioning over time.</p> <p>Drugs, Doses, and Range D1: BUP (SR 150-400 mg 2 x daily): 150-300mg QD; Low-Medium D2: PAR (10-60 mg 1 x daily): 20-40mg QD; Medium</p> <p>Fixed dose No</p> <p>Flexible dose Yes</p> <p>Dosages equivalent No</p> <p>Study design RCT</p> <p>Duration 8 weeks</p> <p>Type of depression MDD</p> <p>Intervention BUP SR PAR</p>	<p>Inclusion criteria:</p> <ul style="list-style-type: none"> Adults (age range): 18-65 Diagnosed with MDD according to DSM-III or -IV: DSM-IV - Current major depressive episode of at least 4 weeks duration HAM-D \geq18 Good physical health Experienced sexual interest and activity within last month Willing to complete assessments and questionnaires. <p>Exclusion criteria:</p> <ul style="list-style-type: none"> Pregnant Negative pregnancy test. Women of childbearing potential must use of an acceptable contraceptive method. Concomitant psychotherapeutic or psychotropic medications Free of any antidepressant use for a minimum of 2 weeks (4 weeks for FLUOX) No concomitant treatment with psychoactive medication with exception of zopiclone. Additional mental illnesses or organic mental disorder not related to depression 	<p>Groups similar at baseline N/A. Baseline demographics are not individually reported. Authors report no difference in demographics, drop out rates or severity of depression.</p> <p>n = (randomized) = 141 D1: NR D2: NR</p> <p>n (safety population) = 131 D1: 65 D2: 66</p> <p>Mean age, years 37.8 (10.5)</p> <p>Sex, % female D1: 43% D2: 52%</p> <p>Race, % white NR</p> <p>Baseline HAM-A NR</p> <p>Insomnia, % NR</p> <p>Concomitant anergia, % NR</p> <p>Experienced prior depressive episodes, % NR</p>	<p>HAM-D D1: BUP SR Males D2: PAR Males D3: BUP SR Females D4: PAR Females</p> <p>n at baseline: D1: 37 D2: 32 D3: 28 D4: 34</p> <p>No. of responders: D1: 24 D2: 19 D3: 15 D4: 18 D2 + D4: 56% D1 + D3: 60% P = NR (ns)</p> <p>No. of remitters: D1: 16 D2: 12 D3: 9 D4: 12 D2 + D4: 36% D1 + D3: 38% P = NR (ns)</p> <p>Mean score at baseline (SD): D1: 22.8 (2.5) D2: 22.4 (3.6) D3: 21.7 (3.5) D4: 22.1 (3.6)</p> <p>Mean score at endpoint (SD): D1: 9.5 (6.5) D2: 10.7 (7.7) D3: 10.6 (7.3) D4: 10.9 (7.6)</p> <p>Mean score change (SD): D1: -13.3</p>	<p>Attrition Overall attrition, %: 22</p> <p>Attrition rate, %: D1: 12 D2: 20</p> <p>Withdrawals due to adverse events, % NR</p> <p>Withdrawals due to lack of efficacy, % NR</p> <p>Sexual functioning Mean change: D1: + 1.79 D2: - 4.16</p> <p>Comments Attrition rates per treatment arm are calculated without post-randomization exclusions (drop-outs). Authors did not specify from which arms exclusions occurred.</p>

Evidence Table 1. Randomized controlled trials and observational studies (continued)

Study Characteristics	Research Objective, Intervention, Duration, etc	Inclusion/Exclusion Outcome Measures	Population Characteristics	Health Outcome Results	Adverse Events
		<p>(e.g., schizophrenia, bipolar): History of bipolar disorder, psychotic disorder or organic disorder.</p> <ul style="list-style-type: none"> • Drug abuse or dependence within past 12 months. • ECT within last: Suicidal tendencies (acute or other): >3 on HAMD "suicide" item. • More than 2 failed trials of antidepressant medications. <p>Outcome measures</p> <ul style="list-style-type: none"> • HAM-D • QOL scales: Sex FX Scale • IRSD-F 		<p>D2: -11.7 D3: -11.1 D4: -11.2</p> <p>N at baseline does not include exclusions. Could not determine n at baseline;</p> <p>Mean score change was not given and thus calculated by reviewer #1;</p> <p>Authors report only baseline values: BUP SR: 21,8 (2,9); PAR 22,2 (3,6);</p> <p>Authors report significant reduction over time for both treatment groups ($P > 0.01$) with no significant differences between men and women or treatment arms.</p> <p>MADRS No. of responders: D1: 24 D2: 19 D3: 15 D4: 18</p> <p>Mean score at baseline (SD): D1: 22.8 (2.5) D2: 22.4 (3.6) D3: 21.7 (3.5) D4: 22.1 (3.6)</p> <p>CGI-S NR</p> <p>CGI-I NR</p> <p>CGII No</p>	

Evidence Table 1. Randomized controlled trials and observational studies (continued)

Study Characteristics	Research Objective, Intervention, Duration, etc	Inclusion/Exclusion Outcome Measures	Population Characteristics	Health Outcome Results	Adverse Events
				<p>QOL scale Sex FX</p> <p>Intervention: D1: BUP SR Males D2: PAR Males D3: BUP SR Females D4: PAR Females</p> <p>n at baseline: D1: 37 D2: 32 D3: 28 D4: 34</p> <p>Mean score at baseline (SD): D1: 25.83 (5.83) D2: 24.97 (5.10) D3: 22.86 (5.73) D4: 18.44 (4.91)</p> <p>Mean score at endpoint (SD): D1: 27.62 (5.79) D2: 20.81 (5.66) D3: 23.32 (6.17) D4: 20.76 (5.38)</p> <p>Mean score change (SD): D1: +1.79 D2: -4.16 D3: +0.46 D4: +2.32</p> <p>Mean score change not reported. Calculated by reviewer #1</p> <p>Authors report in male PAR patients there was a significant change (deterioration) in sexual functioning. Among women there were significant differences in</p>	

Evidence Table 1. Randomized controlled trials and observational studies (continued)

Study Characteristics	Research Objective, Intervention, Duration, etc	Inclusion/Exclusion Outcome Measures	Population Characteristics	Health Outcome Results	Adverse Events
				scores across treatment arms at baseline and endpoint.	
				Another QOL scale NR	
				Is adherence reported? NR	
				Rate of adherence or compliance NR	
				Additional Results: NR	

Evidence Table 1. Randomized controlled trials and observational studies (continued)

Study Characteristics	Research Objective Duration Study Design	Inclusion/Exclusion	Baseline Characteristics	Health Outcome Results	Adverse Events (%)	Analysis and Quality Rating
<p>Author: Khan et al., 1998¹⁶⁷</p> <p>Country and setting: United States, multicenter (12 sites)</p> <p>Funding: Not reported but 3 authors employed by Wyeth-Ayerst</p>	<p>Research objective: To evaluate efficacy of 3 different doses of VEN vs. PBO for treatment of MDD or MDD with associated anxiety</p> <p>Duration of study: 12 wks</p> <p>Study design: RCT</p> <p>Overall study N: 403 randomized 353 in modified ITT analysis 346 with associated anxiety</p> <p>Intervention: D1: VEN 75 mg/d D2: VEN 150 mg/d D3: VEN 200 mg/d D4: PBO</p>	<p>Inclusion criteria:</p> <ul style="list-style-type: none"> • Adults 18 or older • Outpatients • MDD according to DSM-III -R • Minimum HAM-D-21 score of 20 • Depression symptoms for at least 1 mo <p>Note: Anxiety defined as score of 2 or more on HAM-D Anxiety-Psychic Item</p> <p>Exclusion criteria:</p> <ul style="list-style-type: none"> • Additional mental illnesses or organic mental disorder • Concomitant or recent psychotherapeutic drugs or ECT • Drug or alcohol dependence (within 2 yrs) • Suicidal • Women with child-bearing potential • Clinically sig medical disease • Decrease of >20% in HAM-D during placebo washout 	<p>Mean age (yrs): D1: 43.3 D2: 40.0 D3: 43.6 D4: 40.2</p> <p>Sex (% female): D1: 68 D2: 64 D3: 60 D4: 61</p> <p>Race (% white): NR</p> <p>Baseline HAM-D: D1: 24.3 D2: 24.5 D3: 24.8 D4: 25.1</p> <p>Baseline HAM-A: NR</p>	<p>Anxiety outcomes in patients with anxiety: All 3 VEN-treated groups had statistically sig improvement in HAM-D Anxiety-Psychic Item and Anxiety-Somatization Factor scores compared to PBO group ($P < 0.05$)</p>	<p>Dropouts due to dizziness: D1: 5 D2: 2 D3: 6 D4: 1</p> <p>Dropouts due to insomnia: D1: 5 D2: 3 D3: 5 D4: 0</p> <p>Dropouts due to nausea: D1: 8 D2: 7 D3: 17 D4: 1</p> <p>Dropouts due to somnolence: D1: 7 D2: 4 D3: 4 D4: 0</p>	<p>Overall attrition rate: NR</p> <p>ITT Analysis Yes</p> <p>Quality rating: Fair</p>

Evidence Table 1. Randomized controlled trials and observational studies (continued)

Study Characteristics	Research Objective, Intervention, Duration, etc	Inclusion/Exclusion Outcome Measures	Population Characteristics	Health Outcome Results	Adverse Events
<p>Author, Year Khan, 2007⁵⁷</p> <p>Country and Setting 12 independent psychiatric research facilities in U.S.</p> <p>Funding Forest Research Institute National Institutes of Health</p> <p>Quality rating: Fair</p>	<p>Research objective To evaluate efficacy and safety of ESC vs. DUL in acute treatment of patients with moderate to severe major depressive disorder.</p> <p>Drugs, Doses, and Range D1: ESC (10-20 mg 1 x daily); 10 - 20 mg QD; Low to High (fixed at 10mg/day for first 4 weeks) D2: DUL (40-60 mg 1-2 x daily); 60 mg QD; Medium</p> <p>Fixed dose No</p> <p>Flexible dose Yes</p> <p>Dosages equivalent No</p> <p>Study design RCT</p> <p>Duration 8 weeks</p> <p>Type of depression MDD Current depressive episode of at least 12 weeks duration</p> <p>Intervention D1: ESC D2: DUL</p>	<p>Inclusion criteria:</p> <ul style="list-style-type: none"> Adults (age range): 18-80 DSM-IV MADRS 26 or more CGI-S: Minimum score of 4 MADRS score at baseline also required to be within 25% of score at screening visit. <p>Exclusion criteria:</p> <ul style="list-style-type: none"> Pregnant Negative pregnancy test and women with child bearing potential who were not using a medically accepted form of contraception. Lactating Concomitant psychotherapeutic or psychotropic medications Use of a depot antipsychotic within 6 months prior to study entry was prohibited, as was use of any benzodiazepine within 4 weeks, or any anti-psychotic, antidepressant or anxiolytic medication within 2 weeks (5 weeks for FLUOX) prior to first administration of double blind study medication. Additional mental illnesses or organic mental disorder not 	<p>Groups similar at baseline Yes</p> <p>n = D1: 140 D2: 138</p> <p>Mean age, years D1: 41.8 D2: 43</p> <p>Sex, % female D1: 59.1 D2: 63.9</p> <p>Race, % white D1: 78.8 D2: 81.2</p> <p>Baseline HAM-A D1: 16.3 (4.6) D2: 17.1 (5.6)</p> <p>Insomnia, % NR</p> <p>Concomitant anergia, % NR</p> <p>Experienced prior depressive episodes, % NR</p> <p>Comments: MADRS D1: 31 (0.32) D2: 31.6 (0.34) CGI-S D1: 4.5 (0.05) D2: 4.5(0.05)</p>	<p>HAM-D D1: ESC (LOCF) D2: DUL (LOCF)</p> <p>n at baseline: D1: 140 D2: 138</p> <p>No. of responders: D1: 82.96 (61%) D2: 65.52 (52%) P = NR</p> <p>No. of remitters: D1: 55.76 (41%) D2: 44.1 (35%) P = NR</p> <p>Mean score at baseline (SD): D1: 26.7 (5.0) D2: 26.9 (5.0)</p> <p>Mean score at endpoint (SD): D1: 12.2 D2: 14.2</p> <p>Mean score change (SD): D1: -14.5 (8.8) D2: -12.7 (9.5)</p> <p>Score at endpoint not reported. Calculated by 1st reviewer.</p> <p>MADRS D1: ESC (LOCF) D2: DUL (LOCF)</p> <p>n at baseline: D1: 140 D2: 138</p> <p>No. of responders: D1: 82.96 D2: 65.52</p>	<p>Overall adverse events, %: D1: 80 D2: 80</p> <p>Headache, %: D1: 12 D2: 15</p> <p>Insomnia, %: D1: 9 D2: 20</p> <p>Nausea, %: D1: 15 D2: 23</p> <p>Attrition Overall attrition, %: 24</p> <p>Attrition rate, %: D1: 15 D2: 33</p> <p>Withdrawals due to adverse events, % D1: 2 D2: 12</p> <p>Withdrawals due to lack of efficacy, % D1: 1 D2: 1.5</p> <p>Comments Adverse events attrition significant at P < 0.01</p> <p>Additional Attrition: Protocol violation: • ESC: 0 • DUL: 1%</p> <p>Consent withdrawn: • ESC: 2% • DUL: 7% significant at</p>

Evidence Table 1. Randomized controlled trials and observational studies (continued)

Study Characteristics	Research Objective, Intervention, Duration, etc	Inclusion/Exclusion Outcome Measures	Population Characteristics	Health Outcome Results	Adverse Events
		<p>related to depression (e.g., schizophrenia, bipolar)</p> <ul style="list-style-type: none"> • DSM-IV criteria for any Axis I disorder other than MDD, or bipolar disorder, schizophrenia or any psychotic disorder, obsessive-compulsive disorder, mental retardation or any pervasive developmental disorder or cognitive disorder • Psychotic disorder or psychotic features, or any personality disorder of sufficient severity to interfere with participation in study. • Illicit drug and alcohol abuse • Recent history or current diagnosis of drug or alcohol dependence. • Clinically significant medical disease • History of seizure disorder or any condition that predisposes to risk of seizure, any history of narrow-angle glaucoma, a history of inappropriate antidiuretic hormone secretion syndrome, or a current diagnosis or history of any clinically significant medical illness that had not been stable for at least past year. 		<p>No. of remitters: D1: 59.84 D2: 47.88</p> <p>Mean score at baseline (SD): D1: 26.7 (5.0) D2: 26.9 (5.0)</p> <p>Mean score at endpoint (SD): D1: 13 D2: 15.7</p> <p>Mean score change (SD): D1: -2.0 (1.2) D2: -1.7 (1.4)</p> <p>ESC (LOCF) significant at $P > 0.05$ for score change and responders.</p> <p>Note: Score at endpoint not reported. Calculated by 1st reviewer.</p> <p>CGI-S</p> <p>Mean score at baseline (SD): D1: 4.5 (0.5) D2: 4.5 (0.6)</p> <p>Mean score at endpoint (SD): D1: 2.5 D2: 2.8</p> <p>Score at endpoint not reported. Calculated by 1st reviewer.</p> <p>CGI-I D1: ESC (LOCF) D2: DUL (LOCF)</p> <p>CGII Yes</p>	<p>$P < 0.05$ vs. ESC</p> <p>Lost to follow-up: • ESC: 8% • DUL: 8%</p> <p>NOTE: Attrition rates were calculated including post-randomization exclusions.</p>

Evidence Table 1. Randomized controlled trials and observational studies (continued)

Study Characteristics	Research Objective, Intervention, Duration, etc	Inclusion/Exclusion Outcome Measures	Population Characteristics	Health Outcome Results	Adverse Events
		<ul style="list-style-type: none"> • Investigational drug use within last: Month • ECT within last: 3 months • Suicidal tendencies (acute or other) • Current suicidal ideation • Suicide attempt within past year. • Previous participation in a clinical study or failed to respond to treatment with either ESC or DUL • Failure to respond to adequate trials of two or more antidepressants • Initiation or termination of any type of psychotherapy within 3 months of current study were not eligible to participate • Initiation or termination of ongoing psychotherapy during study. 		<p>Intervention: D1: ESC (LOCF) D2: DUL (LOCF)</p> <p>n at baseline: D1: 140 D2: 138</p> <p>Mean score at endpoint (SD): D1: 2.1 (1.0) D2: 2.3 (1.2)</p> <p>Number of patients achieving a score 1: 97.92 2: 75.6</p> <p>Number of patients achieving a score of ≤ 2 significant at $P > 0.05$.</p> <p>QOL scale Q-LES-Q</p> <p>Intervention: D1: ESC (LOCF) D2: DUL (LOCF)</p> <p>n at baseline: D1: 140 D2: 138</p> <p>Mean score at baseline (SD): D1: 44.2 (10.0) D2: 44.3 (9.1)</p> <p>Mean score at endpoint (SD): D1: 32 D2: 33.7</p> <p>Mean score change (SD): D1: 12.2 (11.3) D2: 10.6 (11.9)</p> <p>Score at endpoint not</p>	
		<p>Outcome measures</p> <ul style="list-style-type: none"> • HAM-D: HAMD-24 Primary Efficacy variable; HAMD-17 Secondary Efficacy variable; HAMD 1 item and subscales. • MADRS • CGI-S or CGI-I • Quality of life scales: Quality of Life Enjoyment and Satisfaction Questionnaire • Others: HAM-A 			

Evidence Table 1. Randomized controlled trials and observational studies (continued)

Study Characteristics	Research Objective, Intervention, Duration, etc	Inclusion/Exclusion Outcome Measures	Population Characteristics	Health Outcome Results	Adverse Events
				reported. Calculated by 1st reviewer.	
				Is adherence reported? NR	
				Rate of adherence or compliance NR	
				Additional Results: NR	

Evidence Table 1. Randomized controlled trials and observational studies (continued)

Study Characteristics	Research Objective Duration Study Design	Inclusion/Exclusion	Baseline Characteristics	Health Outcome Results	Adverse Events (%)	Analysis and Quality Rating
<p>Author: Kiev and Feiger, 1997⁵⁸</p> <p>Country and setting: United States Multicenter (2 centers)</p> <p>Funding: Solvay Pharmaceuticals, Upjohn</p>	<p>Research objective: To compare FLUV and PAR in treatment of outpatients with major depression</p> <p>Duration of study: 7 wks</p> <p>Study design: RCT</p> <p>Overall study N: 60</p> <p>Intervention: D1: FLUV: 50-150 mg/d D2: PAR: 20-50 mg/d</p>	<p>Inclusion criteria:</p> <ul style="list-style-type: none"> • Adults 18 to 65 • MDD diagnosis according to DSM-III or -IV • Minimum HAM-D score of 20; minimum score of 2 on “depressed mood” item <p>Exclusion criteria:</p> <ul style="list-style-type: none"> • Pregnant • Lactating • Concomitant psychotherapeutic or psychotropic medications • Additional mental illnesses or organic mental disorder • Illicit drug and alcohol abuse • Clinically sig medical disease • Suicidal tendencies • Used a drug within 30 days with anticipated major organ toxicity • Participation in previous FLUV studies • Transportation difficulties 	<p>Mean age (yrs): D1: 42.7 D2: 39.9</p> <p>Sex (% female): D1: 53 D2: 53</p> <p>Race (% white): D1: 87 D2: 93</p> <p>Baseline (HAM-A): NR</p> <p>Mean HAM-D score at baseline: D1: 24.35 D2: 24.36</p>	<p>No statistically sig diff between treatment groups for HAM-D depressed mood item or CGI severity of illness item at each wk or at endpoint</p> <p>No statistically sig treatment diffs in HAM-D retardation and cognitive disturbance factors, HAM-A total score or SCL-56</p> <p>CGI-I mean score at endpoint: D1: 1.93 D2: 2.21</p>	<p>Cardiovascular adverse events: D1: 13 D2: 3</p> <p>Constipation: D1: 7 D2: 13</p> <p>Diarrhea: D1: 13 D2: 30</p> <p>Dizziness: D1: 20 D2: 27</p> <p>Headache: D1: 40 D2: 57</p> <p>Insomnia: D1: 30 D2: 20</p> <p>Nausea: D1: 37 D2: 47</p> <p>Sexual dysfunction: D1: 7 D2: 21</p> <p>Somnolence (fatigue): D1: 40 D2: 30</p> <p>Sweating (increase): D1: 10 D2: 33</p>	<p>Overall attrition rate: 31%</p> <p>Overall adverse events: D1: 97 D2: 100</p> <p>ITT analysis: Yes</p> <p>Quality rating: Fair</p>

Evidence Table 1. Randomized controlled trials and observational studies (continued)

Study Characteristics	Research Objective Duration Study Design	Inclusion/Exclusion	Baseline Characteristics	Health Outcome Results	Adverse Events (%)	Analysis and Quality Rating
<p>Author: Klysner et al., 2002¹²⁷</p> <p>Country and setting: Denmark Single center study - out patient</p> <p>Funding: H.Lundbeck A/S</p>	<p>Research objective: To compare prophylactic efficacy of CIT and PBO in elderly patients: to evaluate long-term tolerability of CIT</p> <p>Duration of study: 48 wks</p> <p>Study design: RCT</p> <p>Overall study N: 230 in acute 172 entered continuation phase 121 entered maintenance phase</p> <p>Intervention: D1: CIT: 20-40 mg/d D2: PBO</p>	<p>Inclusion criteria:</p> <ul style="list-style-type: none"> • Diagnosed with MDD according to DSM-III or -IV • Adults 65 or older • MADRS score of 22 or greater <p>Exclusion criteria:</p> <ul style="list-style-type: none"> • Concomitant psychotherapeutic or psychotropic medications • Additional mental illnesses or organic mental disorder • Illicit drug and alcohol abuse • FLUOX within 5 wks • Other antidepressants within 3 days • ECT within last 8 wks • Suicidal tendencies MADRS item 10 ≥ 10 • Severe somatic disorders 	<p>Mean age (yrs): D1: 74 D2: 75</p> <p>Sex (% female): D1: 82 D2: 72</p> <p>Race (% white): NR</p> <p>Baseline HAM-A: NR</p> <p>Baseline HAM-D: NR</p>	<p>Nineteen of 60 patients (32%) using CIT and 41 of 61 patients (67%) using PBO had recurrence. Time to recurrence was sig different between CIT- and PBO-patients, in favour of CIT (log-rank test, $P < 0.0001$)</p>	<p>Overall adverse events: D1: 5.4 D2: 12.2</p> <p>Diarrhea: D1: 5 D2: 4.9</p> <p>Dizziness: D1: 1.7 D2: 6.6</p> <p>Headache: D1: 1.7 D2: 6.6</p> <p>Insomnia: D1: 0 D2: 4.9</p> <p>Nausea: D1: 0 D2: 3.3</p> <p>Sexual dysfunctional: D1: 0 D2: 0</p> <p>Somnolence (fatigue): D1: 16.7 D2: 9.8</p> <p>Sweating (increase): D1: 6.7 D2: 4.9</p>	<p>Overall attrition rate: 76%</p> <p>ITT Analysis Yes</p> <p>Quality rating: Fair</p>

Evidence Table 1. Randomized controlled trials and observational studies (continued)

Study Characteristics	Research Objective, Intervention, Duration, etc.	Inclusion/Exclusion	Population Characteristics	Health Outcome Results	Adverse Events
<p>Author, Year Kocsis et al., 2007;¹¹³ Keller et al., 2007;¹²⁶ Keller et al., 2007;¹²⁴ Kornstein, 2008;¹³¹ Kornstein et al., 2008;¹³⁰ Fava et al., 2008;²⁵⁴ Fava et al., 2009;¹¹² Thase et al., 2010¹⁵⁴</p> <p>Country and Setting United States, multicenter</p> <p>Funding Wyeth</p> <p>Quality Rating Fair</p>	<p>Research objective To test long-term efficacy and safety of VEN ER in preventing recurrence in patients with major depression</p> <p>Drugs, Doses, and Range D1: VEN 75-300 mg/d (medium dose in acute phase; high dose in continuation phase) D2: FLUOX 20-60 mg/d (medium dose)</p> <p>Study design RCT</p> <p>n Acute phase 10 weeks VEN ER (75-300 mg/day; mean 161 mg/d; n = 821) or FLUOX (20-60 mg/day; mean 41 mg/d; n = 275). 6-month continuation phase of ongoing therapy with double-blind VEN ER (mean 206 mg/d; n = 530) or FLUOX (mean 49mg/d; n = 185). Maintenance phase 336 (ITT = 324, efficacy = 258)</p> <p>Duration 2 years</p> <p>Type of depression Recurrent MDD</p>	<p>Inclusion criteria</p> <ul style="list-style-type: none"> Adults (age range): 18 or older Diagnosed with MDD according to DSM-III or -IV HAM-D: 20 or better at screening, 18 or better at randomization First they were enrolled in double-blind treatment with VEN ER (75 mg/day to 300 mg/day) or FLUOX (20 mg/day to 60 mg/day) for 10 weeks of acute treatment. Responders then received 6 months of continuation treatment. Those who remained responders were then enrolled into a 12-month maintenance period. <p>Exclusion criteria</p> <ul style="list-style-type: none"> Pregnant Lactating Women of childbearing age who were pregnant, breastfeeding, or not using a medically acceptable method of birth control. Concomitant psychotherapeutic or psychotropic medications Antipsychotic drug, FLUOX, or monoamine oxidase inhibitor within 30 days or any other antidepressant within 14 days; any anxiolytic, 	<p>Groups similar at baseline No- FLUOX more severely depressed</p> <p>n = D1: 781 D2: 266 D3: 530 D4: 185 D5: 129 Overall: 129</p> <p>Intervention D1: Acute VEN D2: Acute FLUOX D3: Continuation VEN D4: Continuation FLUOX D5: Maintenance VEN Overall: Maintenance PBO</p> <p>Mean age, years D1: 39.6 D2: 40.0 D3: 40.4 D4: 40.9 D5: 42.6 Overall: 42.0</p> <p>Sex, % female D1: 65 D2: 61 D3: 67 D4: 61 D5: 69 Overall: 67</p> <p>Race, % white 81 Overall: 88</p> <p>Baseline HAM-A Overall</p> <p>Insomnia, %:</p>	<p>HAM-D Responders, n, %: D1: 612 (79) D2: 210 (79)</p> <p>Remitters, n, %: D1: 380 (49) D2: 132 (50)</p> <p>Mean score at baseline (SD): D1: 22.6 (SD 3.1) D2: 23.0 (3.2)</p> <p>Mean score at endpoint (SD): D1: 9.2 (SE 0.4) D2: 8.9 (0.4)</p> <p>Mean score change (SD): NR</p> <p>Recurrence</p> <ul style="list-style-type: none"> Estimated probability of no recurrence Primary definition of recurrence-a HAM-D17 > 12, a reduction in HAM-D17 score from acute-phase baseline 50% at 2 consecutive visits or at last valid visit prior to study discontinuation, and meeting DSM-IV criteria for MDD Month 12 78.3% vs. 75.2% Month 24 71.9% vs. 55.8% Secondary definition of recurrence-1 visit with a HAM-D17 > 12 and a HAM-D17 reduction from baseline 50%, and did 	<p>Overall rate of attrition, % Acute: 27 Continuation: 34 Maintenance: 48.8%</p> <p>Attrition rate, % NR</p> <p>Withdrawals due to adverse events, % NR</p> <p>Attrition due to lack of efficacy, % NR</p> <p>Intervention D1: Venlafaxine-acute D2: FLUOX- acute D3: Venlafaxine-acute and continuation D4: FLUOX- Acute and continuation</p> <p>Overall adverse events: Weight loss, %: D1: 2 D2: 4 D3: 2 D4: 4</p> <p>Constipation, %: D1: 14 D2: 7 P = 0.002 D3: 16 D4: 7 P < 0.001</p> <p>Diarrhea, %: D1: 11 D2: 15 D3: 13 D4: 17</p> <p>Dizziness, %: D1: 12 D2: 13</p>

Evidence Table 1. Randomized controlled trials and observational studies (continued)

Study Characteristics	Research Objective, Intervention, Duration, etc.	Inclusion/Exclusion	Population Characteristics	Health Outcome Results	Adverse Events
		sedative-hypnotic drug (except chloral hydrate or zaleplon), sumatriptan (and similar agents), or any other psychotropic drug or substance within 7 days; or any nonpsychopharmacologic drug with psychotropic effects within 7 days of randomization, unless a stable dose of drug had been maintained for ≥ month.	Overall Concomitant anergia, % Overall Experienced prior depressive episodes, % Overall	not meet primary definition of recurrence. • Month 12 71.5% vs. 60.5% • Month 24 59.5% vs. 43.3% • Maintenance baseline HAM-D VEN XR 4.9 (3.5) vs. PBO 4.3 (3.3)	D3: 17 D4: 16 Headache, %: D1: 28 D2: 29 D3: 34 D4: 32 Insomnia, %: D1: 22 D2: 20 D3: 25 D4: 22 Nausea, %: D1: 20 D2: 19 D3: 22 D4: 20 Somnolence (fatigue), %: D1: 16 D2: 17 D3: 18 D4: 19 Sweating-increased, %: D1: 13 D2: 12 D3: 17 D4: 15
		<ul style="list-style-type: none"> • Additional mental illnesses or organic mental disorder not related to depression (e.g., schizophrenia, bipolar) • Clinically significant medical disease • History or presence of a serious medical disease • Investigational drug use within last: 14 days • ECT within last: 3 months • Suicidal tendencies (acute or other) • Failed an adequate trial of FLUOX, VEN, or VEN ER during current episode of major depression or who were treatment-resistant (had failed ≥3 previous adequate trials of at least 2 classes of antidepressant medication, or ECT, or 2 		MADRS Mean score at baseline (SD): NR Mean score at endpoint (SD): D1: 1.9 (0.04) D2: 1.9 (0.07) Mean score change (SD): NR CGI-S Mean score at endpoint (SD): D1: 2.3 (0.05) D2: 2.3 (0.07) QOL scale SF-36 Physical/Mental Mean score at endpoint (SD): D1: 53.2 (0.3)/40.9 (0.5) D2: 53.3 (0.5)/41.3 (0.8) Another QOL scale Q-LES-Q Mean score at baseline (SD): D1: 781 D2: 266 Mean score at endpoint	

Evidence Table 1. Randomized controlled trials and observational studies (continued)

Study Characteristics	Research Objective, Intervention, Duration, etc.	Inclusion/Exclusion	Population Characteristics	Health Outcome Results	Adverse Events
		<p>adequate trials of psychotherapy in past 3 years)</p> <ul style="list-style-type: none"> • Known hypersensitivity to VEN or FLUOX • History or presence of a serious medical disease, cancer, seizure disorder, bipolar disorder, eating disorder (if not remitted for 5 years), primary Axis I disorder other than MDD or substance dependence/abuse within 6 months, significant Axis II disorder, any psychotic disorder, or current postpartum depression; those who were a serious suicide risk; those who had clinically significant abnormalities on prestudy medical assessments 		<p>(SD): D1: 55.6 (0.5) D2: 55.9 (0.7)</p> <p>Adherence NR</p> <p>Recurrence</p> <ul style="list-style-type: none"> • KaplanMeier estimated probability of not experiencing a recurrence was 71.9% VEN vs. 55.8% FLUOX. $P = 0.399$ • Cox multiple regression analysis, treatment-by-time interaction was observed using primary definition of recurrence $P = 0.034$ risk for recurrence varied differently over time for 2 treatments <p>For randomized PBO-controlled recurrence prevention:</p> <ul style="list-style-type: none"> • First year maintenance probability of recurrence VEN (n = 129) 23.1% (95% CI, 15.3-30.9) vs. PBO (n = 129) 42.0% (95% CI, 31.8-52.2) $P = 0.005$ • Second year maintenance probability of recurrence VEN (n = 43) 8.0% (95% CI, 0.0-16.8) vs. PBO (n = 40) 44.8% (95% CI, 27.6-62.0) $P < 0.001$ • Combined 2-year maintenance phase probability of recurrence 	

Evidence Table 1. Randomized controlled trials and observational studies (continued)

Study Characteristics	Research Objective, Intervention, Duration, etc.	Inclusion/Exclusion	Population Characteristics	Health Outcome Results	Adverse Events
				VEN (n = 129) 28.5% (95% CI, 18.3-38.7) vs. PBO (n = 129) 47.3% (95% CI, 36.4-58.2) P = 0.005 • Over 2 year maintenance period probability of remaining well was VEN 67% vs. PBO 41% P = 0.007	

Evidence Table 1. Randomized controlled trials and observational studies (continued)

Study Characteristics	Research Objective, Intervention, Duration, etc.	Inclusion/Exclusion	Population Characteristics	Health Outcome Results	Adverse Events
<p>Author, Year Kornstein et al., 2006¹²⁹</p> <p>Country and Setting United States, 28 centers</p> <p>Funding Forest Research Institute</p> <p>Quality Rating Fair</p>	<p>Research objective Examine efficacy of maintenance treatment with escitalopram in preventing depression recurrence in patients who previously responded to treatment with another SSRI antidepressant</p> <p>Drugs, Doses, and Range D1: ESC 10-20 mg/day, mean 15.5 mg/day (Low-Medium –High dose) D2: PBO</p> <p>Study design RCT</p> <p>n 139</p> <p>Duration 52 Weeks</p> <p>Type of depression Recurrent Major depressive disorder</p>	<p>Inclusion criteria</p> <ul style="list-style-type: none"> Adults (age range): 18-81 yrs HAM-D: minimum score of 2 on item 1 MADRS: total score ≥ 22 Acute phase for current MDE <p>Exclusion criteria</p> <ul style="list-style-type: none"> Pregnant Women of childbearing potential required to practice a reliable method of birth control. Lactating Concomitant psychotherapeutic or psychotropic medications Concomitant psychotropic medication. Additional mental illnesses or organic mental disorder not related to depression (e.g., schizophrenia, bipolar) Bipolar disorder, schizophrenia or any psychotic disorder, obsessive-compulsive disorder, mental retardation, or any pervasive developmental or cognitive disorder. Any Axis I disorder other than MDD (including dysthymic disorder). History of any psychotic disorder. Exhibition of any psychotic features. Significant personality 	<p>Groups similar at baseline Yes</p> <p>n = D1: 73 D2: 66</p> <p>Mean age, years (SD) D1: 42.0 (11.3) D2: 43.7 (12.4)</p> <p>Sex, % female D1: 79.5 D2: 78.8</p> <p>Race, % white D1: 87.7 D2: 86.4</p> <p>Baseline HAM-A NR</p> <p>Insomnia, %: NR</p> <p>Concomitant anergia, % NR</p> <p>Experienced prior depressive episodes, mean (SD) Number of previous MDEs, D1: 4.7 (3.1) D2: 5.8 (6.0)</p>	<p>HAM-D Mean score at baseline (SD): D1: 5.2 (4.0) D2: 5.2 (3.8)</p> <p>Mean score at endpoint (SD): D1: 4.7 D2: 5.0</p> <p>Mean score change (SD): D1: -0.5 (5.9) D2: -0.2 (3.6)</p> <p>Comments? Mean at endpoint not given (SD). Calculated by reviewer #1.</p> <p>MADRS Mean score at baseline (SD): D1: 4.7 (4.0) D2: 4.9 (3.6)</p> <p>Mean score at endpoint (SD): D1: 4.8 D2: 4.6</p> <p>Mean score change (SD): D1: 0.1 (5.8) D2: -0.3 (3.0) Mean at endpoint not given (SD). Calculated by reviewer #1.</p> <p>CGI-S Mean score at baseline (SD): D1: 1.5 (0.6) D2: 1.6 (0.7)</p> <p>Mean score at endpoint (SD):</p>	<p>Overall rate of attrition, % 65</p> <p>Attrition rate, % D1: 49 D2: 82</p> <p>Withdrawals due to adverse events, % D1: 4 D2: 9</p> <p>Attrition due to lack of efficacy, % D1: 5 D2: 12</p> <p>Overall adverse events, %: At 14 days: D1: 21 D2: 41</p> <p>Cardiovascular, %: D1: 1.4 D2: 0</p> <p>Weight gain (SD): Change at endpoint D1: 2.9 lb (10.3) D2: 1.2 lb (10.2)</p> <p>Dizziness, %: At 14 days: D1: 0 D2: 18.2</p> <p>At maintenance phase D1: 3 D2: 20</p> <p>Headache, %: At 14 days: D1: 1.4 D2: 1.5</p> <p>At maintenance phase:</p>

Evidence Table 1. Randomized controlled trials and observational studies (continued)

Study Characteristics	Research Objective, Intervention, Duration, etc.	Inclusion/Exclusion	Population Characteristics	Health Outcome Results	Adverse Events
		<p>disorders.</p> <ul style="list-style-type: none"> • Illicit drug and alcohol abuse: within previous 6 months. • Clinically significant medical disease: abnormal or clinically significant findings on physical examination, lab test, and 12-lead electrocardiogram • Suicidal tendencies (acute or other): suicide risk; score at least 5 on MADRS item 10 (suicidality) 		<p>Change at endpoint D1: 1.5 D2: 1.5</p> <p>Mean score change (SD): D1: 0.0 (0.9) D2: 0.1 (0.3) Mean at endpoint not given (SD) calculated by reviewer</p> <p>CGI-I Mean score at endpoint (SD): Change at endpoint D1: 0.0 (0.6) D2: -0.1 (0.3)</p> <ul style="list-style-type: none"> • Mean at endpoint not given (SD) calculated by reviewer <p>QOL scale NR</p> <p>Adherence NR</p> <p>Recurrence</p> <ul style="list-style-type: none"> • Time to recurrence was significantly longer for ESC-treated pts, mean (SD) of 252 (134) days and median of 357 days vs PBO treatment, mean (SD) 130 (135) days and median of 58 days [hazard ratio (HR) = 0.26, 95% CI, 0.13 to 0.52, <i>P</i> < 0.001] • Cumulative rates of recurrence were lower for ESC arm (27%) vs PBO (65%) in figure 3. After censoring all recurrence events occurring within 14 days 	<p>D1: 11 D2: 6</p> <p>Suicidality, %: D1: 0 D2: 1.5</p>

Evidence Table 1. Randomized controlled trials and observational studies (continued)

Study Characteristics	Research Objective, Intervention, Duration, etc.	Inclusion/Exclusion	Population Characteristics	Health Outcome Results	Adverse Events
				of start of double-blind treatment, results remained statistically significant (HR = 0.29, <i>P</i> < 0.001) in favor of ESC.	

Evidence Table 1. Randomized controlled trials and observational studies (continued)

Study Characteristics	Research Objective, Intervention, Design, Sample Size, Duration, Type of Depression	Inclusion/Exclusion	Population Characteristics	Health Outcome Results	Adverse Events
<p>Author, Year Kranzler et al., 2006²³⁸</p> <p>Country and Setting United States, multicenter (13 investigative sites), outpatient setting</p> <p>Funding Pfizer Pharmaceuticals supported conduct of this study NIH grant supported manuscript preparation.</p> <p>Quality Rating Fair</p>	<p>Research objective To evaluate safety and efficacy of SER in patients with co-occurring MDD and alcohol dependence.</p> <p>Intervention Drugs, Doses, and Range D1: Group A: SER 50-200mg/day (low-high dose) D2: Group A: PBO D3: Group B: SER 50-200mg/day (low-high dose) D4: Group B: PBO</p> <p>Study design RCT</p> <p>n 345 randomized (328 provided postbaseline information)</p> <p>Duration 10 weeks</p> <p>Type of depression Major depressive disorder</p>	<p>Inclusion criteria</p> <ul style="list-style-type: none"> • Adults (age range): 21 to 65 years • Diagnosed with MDD according to DSM-III or -IV: modified DSM; except that symptoms could have occurred during a period of heavy alcohol use • HAM-D: total score of ≥ 17 on 17-item HAM-D • Current DSM-IV diagnosis of AD; had to have drunk an average of ≥ 18 drinks weekly for men or ≥ 14 drinks weekly for women and at least one heavy drinking day (i.e., ≥ 5 drinks on one occasion for men and ≥ 4 drinks for women) per week during month before screening <p>Exclusion criteria</p> <ul style="list-style-type: none"> • Pregnant: or of childbearing potential not using an effective method of contraception • Lactating • Clinically significant medical disease • Clinically significant co-occurring psychiatric or medical diagnoses including dependence on any psychoactive substance other than alcohol or nicotine during preceding year 	<p>Groups similar at baseline No, statistically significant differences for: Group A PBO older, reported more drinks/wk during pre-txt period, had higher CGI depression score than Group A SER; Group B SER patients--greater percentage of family history</p> <p>n = D1: 89 D2: 100 D3: 70 D4: 69</p> <p>Mean age, years (SD) D1: 41.7 (9.4) D2: 44.0 (8.0) D3: 41.8 (9.4) D4: 42.9 (9.2)</p> <p>Sex, % female D1: 34 D2: 36 D3: 34 D4: 42</p> <p>Race, % white D1: 93.3 D2: 88.0 D3: 94.3 D4: 97.1</p> <p>Baseline HAM-A NR</p> <p>Insomnia, %: NR</p> <p>Concomitant anergia, % NR</p>	<p>HAM-D Responders, %: D1: 64 D2: 47 (D1 vs. D2 $P = 0.022$) D3: 58 D4: 77 (D3 vs. D4 $P = 0.018$)</p> <p>Remitters: NR</p> <p>Mean score at baseline (SD): D1: 20.3(2.8) D2: 20.9 (4.0) D3: 12.6 (2.8) D4: 12.5 (2.9)</p> <p>Mean score at endpoint: NR</p> <p>Mean score change: D1: 10.8 (SD 6.5) D2: 9.6 (SD 7.8) D3: 6.0 (SD, 5.4) D4: 7.2 (SD, 5.7)</p> <p>MADRS NR</p> <p>CGI-S NR</p> <p>CDI-I NR</p> <p>CGI Mean score at baseline (SD): D1: 4.3 (0.7) D2: 4.5 (0.8) (D1 vs. D2 $P = 0.04$) D3: *3.7 (0.5) D4: *3.7 (0.6) (D3 vs. D4 ,</p>	<p>Overall rate of attrition, % 38.7</p> <p>Attrition rate, % D1: 41.6 D2: 44 D3: 44.3 D4: 21.7</p> <p>Withdrawals due to adverse events, % NR</p> <p>Attrition due to lack of efficacy, % NR</p> <p>Overall adverse events, %: NR</p>

Evidence Table 1. Randomized controlled trials and observational studies (continued)

Study Characteristics	Research Objective, Intervention, Design, Sample Size, Duration, Type of Depression	Inclusion/Exclusion	Population Characteristics	Health Outcome Results	Adverse Events
		<ul style="list-style-type: none"> • Suicidal tendencies (acute or other) • Treatment with disulfiram, naltrexone, or psychotropic medication, serum aminotransferase levels or other measures of hepatic function that were greater than 250% of normal • Two groups of patients were randomized separately to receive SER or PBO: group A had HAM-D scores of ≥ 17, and group B had scores = < 16. 	<p>Experienced prior depressive episodes, % NR</p>	<p><i>P</i> = 0.74)</p> <p>Mean score at endpoint: NR</p> <p>Mean score change: NR</p> <p>Comments?</p> <p>QOL scale NR</p> <p>Adherence ($\geq 80\%$ of doses taken) D1: 74.4% D2: 73.8% D3: 75.7% D4: 76.5%</p>	

Evidence Table 1. Randomized controlled trials and observational studies (continued)

Study Characteristics	Research Objective, Intervention, Duration, etc	Inclusion/Exclusion Outcome Measures	Population Characteristics	Health Outcome Results	Adverse Events
<p>Author, Year Lee et al., 2007⁶¹</p> <p>Country and Setting Multinational, Investigational settings</p> <p>Funding Eli Lilly and Boehringer Ingelheim</p> <p>Quality rating: Fair</p>	<p>Research objective The object was to compare efficacy and tolerability of DUL with PAR in a predominantly Asian cohort of patients with MDD.</p> <p>Drugs, Doses, and Range D1: DUL (40-60 mg 1-2 x daily): 60 mg 1 x daily; medium D2: PAR (10-60 mg 1 x daily): 20 mg 1 x daily; medium</p> <p>Fixed dose Yes</p> <p>Flexible dose No</p> <p>Dosages equivalent Yes</p> <p>Study design RCT</p> <p>Duration 8 weeks</p> <p>Type of depression MDD</p> <p>Intervention D1: DUL 60 mg/day D2: PAR 20 mg/day</p>	<p>Inclusion criteria:</p> <ul style="list-style-type: none"> Adults (age range): at least 18 years of age Diagnosed with MDD according to DSM-III or -IV HAM-D: greater than or equal to 15 CGIS: greater than or equal to 4 <p>Exclusion criteria:</p> <ul style="list-style-type: none"> Pregnant Concomitant psychotherapeutic or psychotropic medications Current DSM-IV diagnosis other than MDD, previous psychotic disorder diagnosis, dysthymic disorder within past 2 years, anxiety disorder as a primary diagnosis within past year, axis II disorder that would interfere with protocol compliance History of substance abuse; history of hepatic dysfunction, current jaundice, or positive hepatitis B surface antigen (Dane particle; HBsAg) or positive hepatitis C surface antibody (HCAb) ECT within last: within 1 year Suicidal tendencies (acute or other) 	<p>Groups similar at baseline Yes</p> <p>n = D1: 238 D2: 240</p> <p>Mean age, years D1: 39.0 (13.95) D2: 38.0 (15.27)</p> <p>Sex, % female D1: 65.5 D2: 73.8</p> <p>Race, % white D1: 7.1 D2: 4.6</p> <p>Baseline HAM-A NR</p> <p>Insomnia, % NR</p> <p>Concomitant anergia, % NR</p> <p>Experienced prior depressive episodes, % NR</p> <p>Comments: Of those randomized, 91.0% were East Asian. At baseline, mean weight for patients in DUL group (60.2 kg) was significantly higher than that observed in PAR group (58.3 kg).</p>	<p>HAM-D No. of responders: D1: 144 (60%) D2: 157 (65%) <i>P</i> = 0.296</p> <p>No. of remitters: D1: 117 (49%) D2: 121 (50%)</p> <p><i>P</i> = 0.855 Mean score at baseline (SD): D1: 21.1 (4.12) D2: 21.2 (4.04)</p> <p>Mean score at endpoint (SD): D1: 6.91 D2: 7.68</p> <p>Mean score change (SD): D1: -14.19 D2: -13.52</p> <p>MADRS NR</p> <p>No. of responders: D1: 144 D2: 157</p> <p>Mean score at baseline (SD): D1: 21.1 (4.12) D2: 21.2 (4.04)</p> <p>Mean score change (SD): D1: -1.51 D2: -1.55</p> <p>CGI-S D1: DUL 60 mg/day D2: PAR 20 mg/day</p> <p>n at baseline: D1: 238 D2: 240</p>	<p>Overall adverse events, %: D1: 78.1 D2: 70.3</p> <p>Constipation, %: D1: 14.8 D2: 11.2</p> <p>Dizziness, %: D1: 21.0 D2: 18.4</p> <p>Headache, %: D1: 11.3 D2: 12.1</p> <p>Nausea, %: D1: 37.0 D2: 24.6</p> <p>Vomiting, %: D1: 8.0 D2: 5.8</p> <p>Attrition Overall attrition, %: 26%</p> <p>Attrition rate, %: D1: 30.3 D2: 23.8</p> <p>Withdrawals due to adverse events, % D1: 8.4 D2: 7.1</p> <p>Withdrawals due to lack of efficacy, % D1: 0.4 D2: 0.4</p> <p>Comments The primary reasons for discontinuation were due to patient decision and adverse events.</p>

Evidence Table 1. Randomized controlled trials and observational studies (continued)

Study Characteristics	Research Objective, Intervention, Duration, etc	Inclusion/Exclusion Outcome Measures	Population Characteristics	Health Outcome Results	Adverse Events
		<ul style="list-style-type: none"> • Lack of response of current episode to 2 or more adequate courses of antidepressant therapy • History of lack of response to an adequate trial of PAR for treatment of depression • Alanine aminotransaminase level greater than or equal to 2-fold upper limit of normal, psychotherapy, started light therapy or phototherapy within 6 weeks of study entry <p>Outcome measures</p> <ul style="list-style-type: none"> • HAM-D: 17-Item HAM-D total score • CGI-S • HAM-D subscales- Anxiety/Somatization, Retardation, Sleep, Core and Maier, HAM-A, PGI, SSI, and VAS scales 		<p>Mean score at baseline (SD): D1: 4.4 (0.61) D2: 4.5 (0.65)</p> <p>Mean score at endpoint (SD): D1: 2.89 (0.51 S.E.) D2: 2.95 (0.49 S.E.)</p> <p>The mean score at endpoint for each treatment group was based on adjusted means from MMRM analysis pooled across all visits.</p> <p>CGI-I NR</p> <p>CGII No</p> <p>QOL scale NR</p> <p>Another QOL scale NR</p> <p>Is adherence reported? Adherence</p> <p>Rate of adherence or compliance Refill adherence over a 1-year period was greater with BUP XL than BUP SR. percentage of patients with ≥1 refill over 1 year was 60.1% with BUP XL compared with 51.3% with BUP SR (<i>P</i> < 0.0001). Percentage of patients with ≥ 2</p> <p>Additional Results:</p> <ul style="list-style-type: none"> • BUP XL was associated 	<p>proportion of patients that discontinued due to patient decision was significantly higher in DUL group (n = 42, 17.6%), compared with PAR group (n = 26, 10.8%).</p>

Evidence Table 1. Randomized controlled trials and observational studies (continued)

Study Characteristics	Research Objective, Intervention, Duration, etc	Inclusion/Exclusion Outcome Measures	Population Characteristics	Health Outcome Results	Adverse Events
				<p>with significantly greater likelihood of refilling a prescription than BUP SR ($P > 0.0001$).</p> <ul style="list-style-type: none"> • Persistence was considered to be maintained if days of medication supply from previous prescription plus a 30-day grace period exceeded number of days between previous prescription date and current prescription fill date. • The medication possession ratio over a 9-month period was 1.5-fold higher for BUP XL (0.26) than it was for BUP SR (0.16), a finding that suggests that those on XL formulation were likely to remain on BUP for 50% longer than those on SR formulation. 	

Evidence Table 1. Randomized controlled trials and observational studies (continued)

Study Characteristics	Research Objective Duration Study Design	Inclusion/Exclusion	Baseline Characteristics	Health Outcome Results	Adverse Events (%)	Analysis and Quality Rating
<p>Author: Leinonen et al., 1999⁶²</p> <p>Country and setting: Multinational</p> <p>Funding: Clinical research grant from NV Organon, Oss, Netherlands</p>	<p>Research objective: To compare antidepressant, and QOL effects of MIR and CIT</p> <p>Duration of study: 8 wks</p> <p>Study design: RCT</p> <p>Overall study N: 270</p> <p>Intervention: D1: MIR: 15-60 mg/d D2: CIT: 20-60 mg/d</p>	<p>Inclusion criteria:</p> <ul style="list-style-type: none"> Adults 18 to 65 Diagnosed with MDD according to DSM-III or -IV Minimum HAM-D score of 22 <p>Exclusion criteria:</p> <ul style="list-style-type: none"> Pregnant Lactating Concomitant psychotherapeutic or psychotropic medications Additional mental illnesses or organic mental disorder Illicit drug and alcohol abuse Clinically sig medical disease Investigational drug use within last 1 to 4 wks ECT within last 3 mo Suicidal tendencies Present depressive episode >12 mos Non-responders to antidepressant treatment Fast PBO-responders 	<p>Mean age (yrs): D1: 42.1 D2: 41.1</p> <p>Sex (% female): D1: 66.9 D2: 57.1</p> <p>Race (% white): NR</p> <p>Baseline (HAM-A): D1: 21.1 D2: 20.9</p> <p>Mean HAM-D score at baseline: NR</p>	<p>Responders by CGI criterion = 85.3% (MIR) vs. 88.7% (CIT) ($P = 0.59$)</p> <p>CGI-QOL scale: 77.1% (MIR) vs. 62.4% (CIT) of patients showed any degree of improvement ($P = 0.039$)</p> <p>Q-LES-Q: both groups improved; no statistically sig diff between groups; estimate of treatment diff = -0.01 (95% CI, -2.65 to -2.63, $P = 0.99$)</p>	<p>Changes in weight (increase): D1: 15.3 D2: 4.5</p> <p>Diarrhea: D1: 2.9 D2: 6.0</p> <p>Dizziness: D1: 8.8 D2: 4.5</p> <p>Headache: D1: 9.5 D2: 14.3</p> <p>Nausea: D1: 10.2 D2: 20.2</p> <p>Somnolence (fatigue): D1: 8 D2: 6</p> <p>Sweating (increase): D1: 2.2 D2: 15.0</p>	<p>Overall attrition rate: 19.1%</p> <p>ITT analysis: Yes</p> <p>Quality rating: Fair</p>

Evidence Table 1. Randomized controlled trials and observational studies (continued)

Study Characteristics	Research Objective, Intervention, Duration, etc.	Inclusion/Exclusion	Population Characteristics	Health Outcome Results	Adverse Events
Author, Year Lenox-Smith et al. 2008 ¹³² Country and Setting Multinational (Europe and Australia), inpatient and outpatient Funding Wyeth Quality Rating Fair	Research objective To compare efficacy and safety of VEN ER and CIT in treatment of moderate-to-severe depression in patients who did not experience a treatment response to an SSRI other than CIT and to investigate effects of severity of de Drugs, Doses, and Range D1: VEN 75-375 mg 2-3 x daily, mean 191 mg (medium dose) D2: CIT 20-60 mg 1 x daily, mean 51 mg (high dose) Study design RCT n 406 Duration NR Type of depression One failed SSRI	Inclusion criteria <ul style="list-style-type: none"> Adults (age range): 18-65 Diagnosed with MDD according to DSM-III or -IV: DSM-IV HAM-D: 20 or more Exclusion criteria <ul style="list-style-type: none"> Pregnant Lactating Concomitant psychotherapeutic or psychotropic medications Additional mental illnesses or organic mental disorder not related to depression (e.g., schizophrenia, bipolar) Illicit drug and alcohol abuse Clinically significant medical disease Suicidal tendencies (acute or other) Seizure disorder 	Groups similar at baseline Yes n = D1: 200 D2: 206 Mean age, years D1: 42 D2: 43 Sex, % female D1: 69.0 D2: 64.1 Race, % white NR Baseline HAM-A NR Insomnia, %: NR Concomitant anergia, % NR Experienced prior depressive episodes, % NR	HAM-D Mean score at baseline (SD): D1: 28.6 (5.7) D2: 28.8 (5.4) Mean score at endpoint (SD): NR Mean score change (SD): D1: -17.0 D2: -16.5 P = 0.4778 Baseline HAM-D 31 or less, there were no statistical differences but in Baseline HAM-D > 31 at endpoint HAM-D was Ven 14.25 vs. Cit 17.78 P = 0.0121 Remission rates presented in figure only, with text saying no difference between groups. MADRS Mean score at baseline (SD): D1: 30.8 (5.7) D2: 30.9 (6.1) Mean score at endpoint (SD): D1: NR D2: NR P = 0.5002 Mean score change (SD): NR CGI-S Mean score at baseline (SD):	Overall rate of attrition, % 22.7 (92/406) Attrition rate, % D1: 24.5 D2: 20.9 Withdrawals due to adverse events, % D1: 5.5 D2: 5.3 Attrition due to lack of efficacy, % D1: 11 D2: 7 Overall adverse events, %: D1: 57.8 D2: 63.4 Constipation, %: D1: 6.0 D2: 2.9 Dizziness, %: D1: 8.5 D2: 5.4 Headache, %: D1: 15.6 D2: 15.6 Nausea, %: D1: 14.1 D2: 16.6 Sweating-increased, %: D1: 3.5 D2: 5.9

Evidence Table 1. Randomized controlled trials and observational studies (continued)

Study Characteristics	Research Objective, Intervention, Duration, etc.	Inclusion/Exclusion	Population Characteristics	Health Outcome Results	Adverse Events
				<p>NR</p> <p>Mean score at endpoint (SD): Data NR <i>P</i> = 0.3014</p> <p>Mean score change (SD): Mild, % D1: 3.0 D2: 5.4 Moderate, % D1: 24.0 D2: 35.0 Marked, % D1: 45.0 D2: 38.8 Severe, % D1: 24.5 D2: 20.9 Extremely Severe, % D1: 0.5 D2: 1.0</p> <p>For patients baseline HAM-d greater than 31 change on CGI-S D1: 1.94 D2: 1.53 <i>P</i> = 0.0359</p> <p>CGI-I Significantly more VENER patients had a CGI-I score of 1 at week 12 (<i>P</i> = 0.024)</p> <p>QOL scale NR</p> <p>Adherence NR</p>	

Evidence Table 1. Randomized controlled trials and observational studies (continued)

Study Characteristics	Research Objective Duration Study Design	Inclusion/Exclusion	Baseline Characteristics	Health Outcome Results	Adverse Events (%)	Analysis and Quality Rating
<p>Author: Lepine et al., 2004¹³³</p> <p>Country and setting: France Psychiatric centers (83 sites)</p> <p>Funding: Pfizer</p>	<p>Research objective: To determine whether SER prevents recurrence of major depressive disorder among patients with recurrent depression who had been treated to remission with medications other than SER</p> <p>Duration of study: 20 mos 18 mos double-blind phase</p> <p>Study design: RCT</p> <p>Overall study N: 299</p> <p>Intervention: D1: SER 50 D2: SER 100 D3: PBO</p>	<p>Inclusion criteria:</p> <ul style="list-style-type: none"> Adults Diagnosed with MDD according to DSM-III or -IV At least 3 documented episodes in previous 4 yrs Treated for at least 4 mos, currently in full remission <p>Exclusion criteria:</p> <ul style="list-style-type: none"> Pregnant Concomitant psychotherapeutic or psychotropic medications Additional mental illnesses or organic mental disorder 	<p>Mean age (yrs): D1: 47.3 D2: 48.0 D3: 45.5</p> <p>Sex (% female): D1: 60.0 D2: 77.7 D3: 73.7</p> <p>Race (% white): NR</p> <p>Baseline HAM-A: NR</p> <p>Baseline HAM-D: NR</p>	<p>Recurrences were sig lower in SER groups compared with PBO (SER, 50 mg: 16 [16.8%] of 95; SER, 100 mg: 16 [17.0%] of 94; PBO: 33 [33.3%] of 99). Patients treated with SER also had sig longer time until recurrence compared with PBO-treated patients</p>	<p>Overall adverse events: D1: 76 D2: 80 D3: 71</p> <p>Headache: D1: 11.2 D2: 7.1 D3: 7.8</p> <p>Insomnia: D1: 12.2 D2: 11.2 D3: 12.6</p> <p>Nausea: D1: 6.1 D2: 10.2 D3: 4.9</p> <p>Somnolence (fatigue): Asthenia D1: 6.1 asthenia- 9.2 D2: 5.1 asthenia- 10.2 D2: 6.8 asthenia-5.8</p>	<p>Overall attrition rate: 41.1%</p> <p>ITT Analysis Yes</p> <p>Quality rating: Good</p>

Evidence Table 1. Randomized controlled trials and observational studies (continued)

Study Characteristics	Research Objective Duration Study Design	Inclusion/Exclusion	Baseline Characteristics	Health Outcome Results	Adverse Events (%)	Analysis and Quality Rating
<p>Author: Lepola et al., 2003⁶³</p> <p>Country and setting: Europe and Canada Primary care</p> <p>Funding: H. Lundbeck A/S</p>	<p>Research objective: Efficacy and tolerability of ESC compared to CIT and PBO in depression in primary care setting</p> <p>Duration of study: 8 wks</p> <p>Study design: RCT</p> <p>Overall study N: 315</p> <p>Intervention: D1: CIT: 20-40 mg/d (mean 28.4) D2: ESC: 10-20 mg/d (mean 14.0) D3: PBO</p>	<p>Inclusion criteria:</p> <ul style="list-style-type: none"> • Adults 18 to 65 • Diagnosed with MDD according to DSM-III or -IV • MADRS ≥ 22 <p>Exclusion criteria:</p> <ul style="list-style-type: none"> • Pregnant • Lactating • Concomitant psychotherapeutic or psychotropic medications • Additional mental illnesses or organic mental disorder • Illicit drug and alcohol abuse • Suicidal tendencies 	<p>Mean age (yrs): D1: 43 D2: 43 D3: 43</p> <p>Sex (% female): D1: 69.4 D2: 74.8 D3: 72.1</p> <p>Race (% white): NR</p> <p>Baseline (HAM-A): NR</p> <p>Mean HAM-D score at baseline: NR</p>	<p>Sig more ESC patients responded to treatment at study endpoint on MADRS scale than CIT patients (63.7% vs. 52.6%; <i>P</i> = 0.021)</p> <p>Sig more ESC than CIT-treated patients were in remission at endpoint (52.1% vs. 42.8%; <i>P</i> = 0.036)</p> <p>ESC was numerically better than CIT at all time points on all 3 efficacy scales</p> <p>Analysis of time to response showed that ESC-treated patients were responders 8.1 days faster than CIT-treated patients</p>	<p>Overall adverse events: D1: 59.7 D2: 69.7 D3: 65</p> <p>Diarrhea: D1: 3.2 D2: 6.5 D3: 7.5</p> <p>Insomnia: D1: 1.9 D2: 6.5 D3: 4.4</p> <p>Nausea: D1: 9.1 D2: 17.4 D3: 14.4</p> <p>Sexual dysfunction : D1: 0 D2: 5.1 (male impotence) D3: 0</p> <p>Somnolence (fatigue): D1: 1.3 D2: 5.2 D3: 3.1</p> <p>Suicidality: D1: 1.9 D2: 7.7 D3: 5.6</p>	<p>Overall attrition rate: 7%</p> <p>ITT analysis: Yes</p> <p>Quality rating: Fair</p>

Evidence Table 1. Randomized controlled trials and observational studies (continued)

Study Characteristics	Research Objective, Intervention, Design, Sample Size, Duration, Type of Depression	Inclusion/Exclusion	Population Characteristics	Health Outcome Results	Adverse Events
<p>Author, Year Lesperance et al., 2007²³⁹</p> <p>Country and Setting Canada, multicenter (9 academic centers)</p> <p>Funding CIHR Clinical Trials Program grant, Fondation du Centre Hospitalier de l'Universite' de Montreal, and Fondation de l'Institute de Cardiologie de Montreal</p> <p>Quality Rating Fair</p>	<p>Research objective To document short-term efficacy of a selective-serotonin reuptake inhibitor (CIT) and IPT in reducing depressive symptoms in patients with CAD and major depression</p> <p>Intervention Drugs, Doses, and Range D1: Clinical Management + IPT and CIT 20-40 mg/day (low-medium dose) D2: Clinical Management + IPT and PBO D3: Clinical Management Alone and CIT 20-40 mg/day (low-medium) D4: Clinical Management Alone and PBO</p> <p>Study design RCT</p> <p>n 284 with CAD</p> <p>Duration 12 weeks</p> <p>Type of depression MDD</p>	<p>Inclusion criteria</p> <ul style="list-style-type: none"> • Adults (age range): ≥ 18 years • HAM-D: have a 20 or higher on centralized, telephone-administered 24-item HAM-D • DSM-IV for current major depression • Be depressed for 4 weeks or longer • Established CAD based on hospital chart evidence of a previous acute myocardial infarction or cardiac revascularization or coronary angiography showing 50% blockage or more in at least 1 major coronary artery <p>Exclusion criteria</p> <ul style="list-style-type: none"> • Concomitant psychotherapeutic or psychotropic medications • Additional mental illnesses or organic mental disorder not related to depression (e.g., schizophrenia, bipolar) • Bipolar disorder or major depression with psychotic features • Illicit drug and alcohol abuse • Suicidal tendencies (acute or other) • Depression due to a general condition (based 	<p>Groups similar at baseline Yes</p> <p>n = D1: 67 D2: 75 D3: 75 D4: 67</p> <p>Mean age, years (SD) D1: 58.6 (10.44) D2: 59.4 (9.28) D3: 57.3 (7.83) D4: 57.3 (8.95)</p> <p>Sex, % female D1: 38.8 D2: 24.0 D3: 9.3 D4: 28.4</p> <p>Race, % white NR</p> <p>Baseline HAM-A NR</p> <p>Insomnia, %: NR</p> <p>Concomitant anergia, % NR</p> <p>Experienced prior depressive episodes, % Recurrent depression D1: 33 (49.3) D2: 42 (56.0) D3: 34 (45.3) D4: 27 (40.3)</p> <p>Almost half of participants had previous depression; only significant difference</p>	<p>HAM-D # of responders: D1: 22 D2: 28 D3: 42 D4: 29 CIT vs. PBO 75 vs. 57</p> <p># of remitters: D1: 24 D2: 16 D3: 27 D4: 16 CIT vs. PBO 51 vs. 32</p> <p>Mean score at baseline (SD): D1: 28.8 (6.39) D2: 30.0 (6.43) D3: 29.6 (6.43) D4: 30.3 (7.64)</p> <p>Mean score at endpoint: NR</p> <p>Mean score change: D1: 13.7 (9.98) D2: 10.5 (9.96) D3: 16.1 (9.96) D4: 12.6 (9.97)</p> <p>CIT vs. PBO 14.99 (9.99) vs. 11.6 (9.99) <i>P</i> = 0.005</p> <p>MADRS NR</p> <p>CGI-S NR</p> <p>CGI-I NR</p> <p>CGI NR</p>	<p>Overall rate of attrition, % 19.0</p> <p>Attrition rate, % D1: 11.9 D2: 21.3 D3: 13.3 D4: 29.9</p> <p>Withdrawals due to adverse events, % D1: *1.5 D2: *4.0 D3: *2.7 D4: *1.5</p> <p>Attrition due to lack of efficacy, % D1: 0 D2: 5.3 D3: 0 D4: 17.9</p> <p>Diarrhea, %: D1: 49.3 D2: 23.9</p> <p>Dizziness, %: D1: 48.6 D2: 30.3</p> <p>Sexual dysfunction, %: D1: 21.1 D2: 7.0</p> <p>Somnolence (fatigue), %: D1: 43.7 D2: 25.4</p> <p>Sweating-increased, %: D1: 39.4 D2: 23.9</p>

Evidence Table 1. Randomized controlled trials and observational studies (continued)

Study Characteristics	Research Objective, Intervention, Design, Sample Size, Duration, Type of Depression	Inclusion/Exclusion	Population Characteristics	Health Outcome Results	Adverse Events
		<p>on clinical judgment)</p> <ul style="list-style-type: none"> • Current use of anti-depressants, lithium, or anticonvulsants for mood disorder • Previous absence of response to CIT or IPT • 2 or more previous unsuccessful treatments for index depression episode • Lifetime history of early termination (<8 weeks) of CIT or 2 other SSRIs because of adverse events • MMSE score of less than 24 and clinician judgment that patients would not adhere to study regimen • Patients with coronary artery bypass graft surgery planned during next 4 months • Canadian Cardiovascular Society Angina Class of 4 (severe limitations) • Participating in other trials • Unable to speak English or French 	<p>involved a lower proportion of females randomized to clinical management alone vs. to IPT</p>	<p>QOL scale NR</p> <p>Adherence Rate of adherence or compliance 94%</p>	

Evidence Table 1. Randomized controlled trials and observational studies (continued)

Study Characteristics	Research Objective, Intervention, Design, Sample Size, Duration, Type of Depression	Inclusion/Exclusion	Population Characteristics	Health Outcome Results	Adverse Events
<p>Author, Year Li et al., 2008²⁴⁰</p> <p>Country and Setting China, university hospital</p> <p>Funding National Science Foundation of Shandong Province, People's Republic of China</p> <p>Quality Rating Fair</p>	<p>Research objective To evaluate efficacy and tolerability of herbal drug, FEWP compared with FLUOX and PBO, in patients affected by post-stroke depression</p> <p>Intervention Drugs, Doses, and Range D1: FLUOX 20-40 mg/day (low-medium dose) D2: PBO</p> <p>Note: Overall data includes D1 and D2 plus FEWP groups</p> <p>Study design RCT</p> <p>n 150 (ITT NR)</p> <p>Duration 8 weeks</p> <p>Type of depression MDD; Minor depression</p>	<p>Inclusion criteria</p> <ul style="list-style-type: none"> • HAM-D: over 20 • Presence of recent (less than 6 weeks) single ischemic or hemorrhagic stroke documented by cerebral computed tomograph scanning or MRI • Presence of major or minor depression • Lack of treatment with antidepressants 2 weeks prior to study <p>Exclusion criteria</p> <ul style="list-style-type: none"> • Additional mental illnesses or organic mental disorder not related to depression (e.g., schizophrenia, bipolar) • History of psychiatric illness other than depression • Illicit drug and alcohol abuse: chronic alcoholism • MMSE score <23 • Severe aphasia • Abnormal thyroid function • Epilepsy 	<p>Groups similar at baseline No, percent of females</p> <p>n = D1: 60 D2: 30 Overall: 150</p> <p>Mean age, years D1: 69.2 D2: 67.8 Overall: NR</p> <p>Sex, % female D1: 58.3 D2: 43.3 Overall: NR</p> <p>Race, % white NR</p> <p>Baseline HAM-A NR</p> <p>Insomnia, %: NR</p> <p>Concomitant anergia, % NR</p> <p>Experienced prior depressive episodes, % NR</p> <p>Weeks since Stroke (SD) D1: 4.75 (0.70) D2: 4.82 (0.67)</p>	<p>HAM-D</p> <p># of responders: At week 8 D1: 39 D2: 6</p> <p># of remitters: NR</p> <p>Mean score at baseline (SD): D1: 25.5 (3.1) D2: 24.3 (2.9)</p> <p>Mean score at endpoint (SD): D1: 14.5 (2.4) D2: 18.7 (3.9)</p> <p>Mean score change (SD): D1: -11.0 (NR) D2: -5.6 (NR)</p> <p>MADRS NR</p> <p>CGI-S NR</p> <p>CGI-I NR</p> <p>CGI NR</p> <p>QOL scale NR</p> <p>Adherence NR</p>	<p>Overall rate of attrition, % 2.7</p> <p>Attrition rate, % D1: 3.3 D2: 6.7</p> <p>Withdrawals due to adverse events, % D1: 0.0 D2: 0.0</p> <p>Attrition due to lack of efficacy, % NR</p> <p>Overall adverse events, %: D1: 16.7 D2: 16.7</p> <p>Insomnia, %: D1: 6.7 D2: 6.7</p> <p>Nausea, %: D1: 10.0 D2: 10.0</p>

Evidence Table 1. Randomized controlled trials and observational studies (continued)

Study Characteristics	Research Objective, Intervention, Duration, etc.	Inclusion/Exclusion	Population Characteristics	Health Outcome Results	Adverse Events
<p>Author, Year Lin et al., 2008¹³⁴</p> <p>Country and Setting Taiwan, public mental hospital</p> <p>Funding Variety of Taiwanese public institutions including-Kai-Suan Psychiatric Hospital, National Science Council, National Health Research Institutes, Committee on Chinese Medicine and Pharmacy, Department of Health, etc.</p> <p>Quality Rating Fair</p>	<p>Research objective To compare VEN and FLUOX treatment in long-term outcome measure, time to rehospitalization.</p> <p>Drugs, Doses, and Range D1: VEN 75-375 mg 2-3 x daily, mean 116.5 mg (Low dose) D2: FLUOX 20 mg 1 x daily, mean 25.1mg (Low dose)</p> <p>Study design Observational</p> <p>n 202</p> <p>Duration One year followup</p> <p>Type of depression Improved at time of discharge (CGI-I of 1 or 2)</p>	<p>Inclusion criteria</p> <ul style="list-style-type: none"> • Concomitant condition (e.g., alcoholism, anxiety, stroke)- most were allowed except as noted in exclusion criteria • Diagnosed with MDD, CGI-I of 1 or 2 • Tolerability to VEN or FLUOX <p>Exclusion criteria</p> <ul style="list-style-type: none"> • Additional mental illnesses or organic mental disorder not related to depression (e.g., schizophrenia, bipolar): Schizophrenia and bipolar, • Illicit drug and alcohol abuse • ECT within last: While in hospital for current episode • TRD 	<p>Groups similar at baseline Yes</p> <p>n = D1: 122 D2: 80</p> <p>Mean age, years D1: 44.4 D2: 43.7</p> <p>Sex, % female D1: 73.8 D2: 73.7</p> <p>Race, % Han Chinese D1: 100 D2: 100</p> <p>Baseline HAM-A, % Comorbid anxiety disorder D1: 24.6 D2: 21.3</p> <p>Insomnia, %: NR</p> <p>Concomitant anergia, % NR</p> <p>Experienced prior depressive episodes, % NR</p>	<p>HAM-D NR</p> <p>MADRS NR</p> <p>CGI-S NR</p> <p>CGI-I NR</p> <p>CGI NR</p> <p>QOL scale Rate of hospitalization in year following discharge from hospital following treatment for depression.</p> <p>QOL scale Mean score at baseline (SD): D1: 122 D2: 80</p> <p>Rehospitalized, (%) D1: 53 (43.4) D2: 37 (46.2)</p> <p>Adherence NR</p>	<p>Overall rate of attrition, % 25.7% either LTF or shifted drug</p> <p>Attrition rate, % Either LTF or shifted drug D1: 27 D2: 23.8</p> <p>Withdrawals due to adverse events, % NR</p> <p>Attrition due to lack of efficacy, % NR</p> <p>Additional comments NR</p> <p>Overall adverse events, %: NR</p>

Evidence Table 1. Randomized controlled trials and observational studies (continued)

Study Characteristics	Research Objective Duration Study Design	Inclusion/Exclusion	Baseline Characteristics	Health Outcomes Results	Adverse Events (%)	Analysis Quality Rating
Author: Lopez-Ibor, 1993 ²⁰³ Country and setting: Spain Database analysis Funding: NR	Research objective: Effect of PAR on suicidality in depressed patients Duration of study: Up to 6 wks Study design: Database analysis Overall study N: 4668 Intervention: D1: PAR D2: PBO	Inclusion criteria: <ul style="list-style-type: none"> Depressed patients in a clinical trial Exclusion criteria: <ul style="list-style-type: none"> NR 	Mean age (yrs): NR Sex (% female): NR Race (% white): NR Baseline (HAM-A): NR Baseline HAM-D: NR	PAR and active control were sig better than PBO in reducing suicidal thoughts and behavior from wk 1 onwards	N/A	Overall attrition rate: N/A ITT Analysis N/A- observational study Quality rating: Fair

Evidence Table 1. Randomized controlled trials and observational studies (continued)

Study Characteristics	Research Objective, Intervention, Design, Sample Size, Duration, Type of Depression	Inclusion/Exclusion	Population Characteristics	Health Outcome Results	Adverse Events
<p>Author, Year Lustman et al., 2006¹³⁵</p> <p>Country and Setting United States, outpatient clinics (multicenter)</p> <p>Funding National Institutes of Health</p> <p>Quality Rating Fair</p>	<p>Research objective To determine whether maintenance therapy with SER hydrochloride prevents recurrence of major depression in patients with diabetes</p> <p>Intervention Drugs, Doses, and Range D1: SER 25-200 mg/day (low-high dose) D2: PBO</p> <p>Study design RCT</p> <p>n 152</p> <p>Duration up to 52 weeks</p> <p>Type of depression Major depressive disorder</p>	<p>Inclusion criteria</p> <ul style="list-style-type: none"> • 18-80 years of age • HAM-D: 15 or greater (or have a total score of 14 or greater on BDI) • Type 1 or type 2 diabetes • Total score of 14 or greater on BDI • Patients who recovered from depression during induction phase were randomized into maintenance phase <p>Exclusion criteria</p> <ul style="list-style-type: none"> • History of bipolar depression or any psychotic disorder • Illicit drug and alcohol abuse • Suicidal or homicidal ideation or history of attempted suicide • Medical contraindication to SER treatment 	<p>Groups similar at baseline No,</p> <p>n = D1: 79 D2: 73</p> <p>Mean age (SD) D1: 50.5 (11.7) D2: 55.3 (12.5) <i>P</i> < 0.05</p> <p>Sex, % female D1: 58.2 D2: 61.6</p> <p>Race, % white D1: 78.5 D2: 83.6</p> <p>Baseline HAM-A NR</p> <p>Insomnia, %: NR</p> <p>Concomitant anergia, % NR</p> <p>Experienced prior depressive episodes, % D1: 100 D2: 100</p>	<p>HAM-D Mean score at baseline of maintenance phase (SD): D1: 3.3 (2.7) D2: 4.0 (3.5)</p> <p>Mean score at endpoint (SD): NR</p> <p>Mean score change (SD): NR</p> <p>Recurrences occurred in 65 patients; more than three fourths of recurrences (50/65 patients) occurred early, ie, in first 4 months following randomization (nonrecurrence = 87). Maintenance of response greater with SER: HR, 0.51, 95% CI, 0.31-0.85 <i>P</i> = 0.02</p> <p>MADRS NR</p> <p>CGI-S NR</p> <p>Intervention</p> <p>CGI-I NR</p> <p>CGI NR</p> <p>QOL scale NR</p> <p>Adherence Rate of compliance, %</p>	<p>Overall rate of attrition, % 14.5</p> <p>Attrition rate, % D1: 19 D2: 10</p> <p>Withdrawals due to adverse events, % 0.66</p> <p>Attrition due to lack of efficacy, % NR</p> <p>Overall adverse events, %: NR</p>

Evidence Table 1. Randomized controlled trials and observational studies (continued)

Study Characteristics	Research Objective, Intervention, Design, Sample Size, Duration, Type of Depression	Inclusion/Exclusion	Population Characteristics	Health Outcome Results	Adverse Events
				94.1 (9 of 152 patients withdrew due to noncompliance)	

Evidence Table 1. Randomized controlled trials and observational studies (continued)

Study Characteristics	Research Objective Duration Study Design	Inclusion/Exclusion	Baseline Characteristics	Health Outcome Results	Adverse Events (%)	Analysis and Quality Rating
<p>Author: Lyketsos et al, 2003²⁴¹</p> <p>Country and setting: US, 3 psychiatric outpatient clinics</p> <p>Funding: Depression in Alzheimer's disease study from NIMH</p>	<p>Research objective: To assess efficacy and safety of SER for treatment of major depression in Alzheimer disease and to evaluate effect of depression reduction on activities of daily living, cognition, and nonmood behavioral disturbance</p> <p>Duration of study: 12 wks (after 1-wk single-blind PBO phase)</p> <p>Study design: RCT</p> <p>Overall study N: 44</p> <p>Intervention: D1: PBO D2: SER: up to 150 mg/d</p>	<p>Inclusion criteria:</p> <ul style="list-style-type: none"> • Diagnosed with MDD according to DSM-III or -IV • Probable alzheimer disease by National Institute of Neurological and Communicative Disorders and Stroke-Alzheimer's disease and Related Disorders Association • MMSE of 10 • Current residence in a community setting (home or assisted living) <p>Exclusion criteria:</p> <ul style="list-style-type: none"> • Additional mental illnesses or organic mental disorder • Illicit drug and alcohol abuse • Clinically sig medical disease • Suicidal tendencies • Use of SER contraindicated in opinion of study psychiatrist 	<p>Mean age (yrs): D1: 79.9 D2: 75.5</p> <p>Sex (% female): D1: 50 D2: 83</p> <p>Race (% white): NR</p> <p>Baseline (HAM-A): NR</p> <p>Baseline HAM-D: D1: 21.8 (5.4) D2: 23.7 (6.4)</p>	<p>9 SER patients (38%) were full responders and 11 (46%) were partial responders compared with 3 (20%) and 4 (15%) PBO patients ($P = 0.007$)</p> <p>SER was statistically sig superior to PBO as measured by both Cornell Scale for Depression in Dementia ($P = 0.002$) and Hamilton Depression Rating Scale ($P = 0.01$)</p>	<p>NR</p>	<p>Overall attrition rate: 18.2%</p> <p>ITT Analysis Yes</p> <p>Quality rating: Fair</p>

Evidence Table 1. Randomized controlled trials and observational studies (continued)

Study Characteristics	Research Objective Duration Study Design	Inclusion/Exclusion	Baseline Characteristics	Health Outcomes Results	Adverse Events (%)	Analysis Quality Rating
<p>Author: Mackay et al., 1997;²⁰⁴ Mackay et al., 1999;²⁰⁵ Mackay et al., 1999²⁰⁶</p> <p>Country and setting: UK General practice</p> <p>Funding: Reported as "many pharmaceutical companies"</p>	<p>Research objective: To compare safety and side-effect profiles of 4 SSRIs, FLUV, FLUOX, SER and PAR in a cohort study</p> <p>Duration of study: N/A</p> <p>Study design: Cross sectional – prescription event monitoring</p> <p>Overall study N: 74,626</p> <p>Intervention: D1: FLUV D2: FLUOX D3: SER D4: PAR</p> <p>Study 1999: D5: Venlafaxine D6: Nefazodone</p>	<p>Inclusion criteria: • Patients prescribed SSRIs</p> <p>Exclusion criteria: None</p>	<p>Survey Response rate: 54.6% to 64.1%</p> <p>Mean age (yrs): D1: 51 D2: 50 D3: 49 D4: 49 D5: 48 D6: 45</p> <p>Sex (% female): D1: 70.1 D2: 69.8 D3: 68.6 D4: 67.5 D5: 65.0 D6: 62.1</p> <p>Race (% white): NR</p> <p>Baseline (HAM-A): NR</p> <p>Baseline HAM-D: NR</p>	<p>FLUV had considerably higher incidence of side-effects associated with its use than other 3 SSRIs</p> <p>Incidence rate: D1: 17.6 D2: 7.0 D3: 6.2 D4: 7.6 D5: NR D6: NR</p> <p>36% of GPs expressing an opinion reported FLUV as effective, compared with approximately 60% for FLUOX, SER, and PAR</p> <p>The most common reason for stopping treatment was nausea/vomiting for all 4 SSRIs</p>	<p>Rate of Occurrence per 1000 patient-month of treatment Nausea/Vomiting: D1: 127.2 D2: 26.3 D3: 34.6 D4: 52.9 D5: 71.9 D6: 46.1</p> <p>Headache: D1: 25.1 D2: 12.5 D3: 13.1 D4: 13.1 D5: 20.2 D6: 25.1</p> <p>Dizziness: D1: 25.5 D2: 6.7 D3: 8.7 D4: 11.5 D5: 19.9 D6: 31.9</p> <p>Patients with 2 or more diagnostic features of the serotonin syndrome: (percentage of cohort) D1: NR D2: 0.2 D3: 0.3 D4: 0.4 D5: 0.4 D6: 0.4</p>	<p>Overall attrition rate: N/A</p> <p>ITT Analysis N/A- observational study</p> <p>Quality rating: Fair</p>

Evidence Table 1. Randomized controlled trials and observational studies (continued)

Study Characteristics	Research Objective, Intervention, Duration, etc	Inclusion/Exclusion Outcome Measures	Population Characteristics	Health Outcome Results	Adverse Events
Author, Year Mao et al., 2008 ⁶⁴ Country and Setting China, multicenter Funding Xian-Janssen Pharmaceutical Company Quality rating: Fair	Research objective Assess efficacy and tolerability of ESC in Chinese pts with moderate to severe depression Drugs, Doses, and Range D1: ESC (10-20 mg 1 x daily): 10mg/day D2: FLUOX (20 mg 1 x daily): Fixed dose Yes Flexible dose No Dosages equivalent Yes Study design RCT Duration 8wks Type of depression MDD Intervention D1: ESC D2: FLUOX	Inclusion criteria: <ul style="list-style-type: none"> Adults (age range): between 18 and 65 years Diagnosed with MDD according to DSM-IV HAM-D: ≥ 18 CGIS: ≥ 4 Exclusion criteria: <ul style="list-style-type: none"> Additional mental illnesses or organic mental disorder not related to depression (e.g., schizophrenia, bipolar) Other current primary diagnosis of Axis I or anxiety disorder in last year, ever had a diagnosis of bipolar, psychosis, schizoaffective disorder Illicit drug and alcohol abuse: with last year Clinically significant medical disease: cardiovascular, hepatic, renal, respiratory, hematological, endocrinological, or neurological disease, or clinically significant laboratory abnormality Suicidal tendencies (acute or other) Pts taking St. Johns Wort or any other Chinese herbal meds for depression Outcome measures <ul style="list-style-type: none"> HAM-D 	Groups similar at baseline No- more men randomized to treatment with ESC n = D1: 123 D2: 117 Mean age, years D1: 37.1 D2: 40.7 Sex, % female D1: 47 D2: 62 Race, % white Han Chinese: D1: 99 D2: 96 Baseline HAM-A NR Insomnia, % NR Concomitant anergia, % NR Experienced prior depressive episodes, % NR Comments: Outpatients/Inpatients Both Baseline mean HAM-A > 25? No Mean age at baseline Less than 65 years Mean HAM-D at baseline	HAM-D D1: ESC D2: FLUOX n at baseline: D1: 123 D2: 117 No. of responders: Week 2: D1: 13 D2: 14 Week 4: D1: 55 D2: 14 Week 8: D1: 94(80%) D2: 89(79%) $P > 0.05$ No. of remitters: Week 2: D1: 6 D2: 5 Week 4: D1: 31 D2: 5 Week 8: D1: 64(46%) D2: 62(55%) $P = NR$ Mean score at baseline (SD): D1: NOT ITT D2: NOT ITT Mean score at endpoint (SD): D1: NOT ITT D2: NOT ITT Mean score change (SD): D1: NOT ITT	Overall adverse events, %: D1: 44.7 D2: 47.0 Dizziness, %: D1: 9.8 D2: 7.7 Headache, %: D1: 6.0 D2: 6.8 Nausea, %: D1: 12.0 D2: 13.7 Attrition Overall attrition, %: 13.3 Attrition rate, %: D1: 12.2 D2: 14.5 Withdrawals due to adverse events, % D1: 4.9 D2: 4.3 Withdrawals due to lack of efficacy, % D1: 0.8 D2: 3.4 Comments NR

Evidence Table 1. Randomized controlled trials and observational studies (continued)

Study Characteristics	Research Objective, Intervention, Duration, etc	Inclusion/Exclusion Outcome Measures	Population Characteristics	Health Outcome Results	Adverse Events
		<ul style="list-style-type: none"> • MADRS • CGI-S or CGI-I 	Greater than 17 (moderate to severe)	D2: NOT ITT MADRS D1: ESC D2: FLUOX n at baseline: D1: 123 D2: 117 No. of responders: Week 2: D1: 13 D2: 14 Week 4 D1: 55 D2: 58 Week 8 D1: 94 D2: 89 No. of remitters: Week 2: D1: 17 D2: 18 Week 4 D1: 54 D2: 48 Week 8 D1: 93 D2: 86 Mean score at baseline (SD): D1: NOT ITT D2: NOT ITT Mean score at endpoint (SD): D1: NOT ITT D2: NOT ITT CGI-S Means and change scores NOT Reported for ITT,	

Evidence Table 1. Randomized controlled trials and observational studies (continued)

Study Characteristics	Research Objective, Intervention, Duration, etc	Inclusion/Exclusion Outcome Measures	Population Characteristics	Health Outcome Results	Adverse Events
				remitters* (CGI-S \leq 2) at endpoint: ESC: 77; FLUOX: 85 (*calculated from Ns = 118, 113) CGI-I NR CGII Yes Number of patients achieving a score 1: means and change scores NOT Reported for ITT, Responders* (CGI-I \leq 2) at endpoint: ESC: 87; FLUOX: 97 (*calculated from Ns = 118, 113) QOL scale NR Is adherence reported? NR Rate of adherence or compliance NR Additional Results: NR	

Evidence Table 1. Randomized controlled trials and observational studies (continued)

Study Characteristics	Research Objective	Duration	Inclusion/Exclusion	Baseline Characteristics	Health Outcomes Results	Adverse Events (%)	Analysis Quality Rating
<p>Author: Martinez et al., 2005²⁰⁷</p> <p>Country and setting: UK General practice research database (clinical primary care records in UK)</p> <p>Funding: Medicines and Healthcare Products Regulatory Agency</p>	<p>Research objective: To compare risk of non-fatal self harm and suicide in patients taking SSRIs with that of patients taking tricyclic antidepressants, as well as between different SSRIs and different tricyclic</p>	<p>Duration of study: 1995 to 2001</p>	<p>Inclusion criteria:</p> <ul style="list-style-type: none"> • Age < 90 • First prescription for antidepressants between 1/1/1995 and 12/31/2001 <p>Exclusion criteria:</p> <ul style="list-style-type: none"> • None 	<p>Mean age (yrs): 31 of patients in age cohort 31 to 45 yrs old</p> <p>Sex (% female): Overall: 65</p> <p>Race (% white): NR</p> <p>Baseline (HAM-A): NR</p> <p>Baseline HAM-D: NR</p>	<p>No diff in risk of non-fatal self harm among different SSRIs (<i>P</i> = 0.35)</p> <p>No diff in risk of self-harm between SSRIs and tricyclic antidepressants (OR, 0.99; 95 %CI, 0.86 to 1.14)</p> <p>No diff in risk of suicide between SSRIs and tricyclic antidepressants (OR, 0.57; 95% CI, 0.26 to 1.25)</p>	N/A	<p>Overall attrition rate: N/A</p> <p>ITT Analysis Not applicable-observational study</p> <p>Quality rating: Good</p>
	<p>Study design: Nested case-control study</p> <p>Overall study N: 146,095</p> <p>Intervention: D1: CIT D2: FLUOX D3: FLUV D4: PAR D5: SER</p>						

Evidence Table 1. Randomized controlled trials and observational studies (continued)

Study Characteristics	Research Objective, Intervention, Duration, etc	Inclusion/Exclusion Outcome Measures	Population Characteristics	Health Outcome Results	Adverse Events
<p>Author, Year Martinez et al, 2010²⁰⁸</p> <p>Country and Setting United Kingdom, general medical practices</p> <p>Funding Wyeth</p> <p>Quality rating: Fair</p>	<p>Research objective Using a population based observational approach to assess risk of out-of-hospital haemodynamically significant acute ventricular tachyarrhythmia or sudden cardiac death associated with VEN use relative to use of FLUOX, CIT, or dosulepin in patients treated for depression or anxiety.</p> <p>Drugs, Doses, and Range D1: CIT (20-60 mg 1 x daily): dosage NR D2: FLUOX (10-80 mg 1-2 x daily): dosage NR D3: VEN (75-375 mg 2-3 x daily): dosage NR D4: Other (augmentation): Dosulepin, dosage NR</p> <p>Fixed dose No</p> <p>Flexible dose Yes</p> <p>Dosages equivalent No</p> <p>Study design Observational</p> <p>Duration January 1995-February 2005 -cohort entry period and until occurrence of outcome, death, transfer out of practice or practice's last collection date before data extraction for study began</p> <p>Type of depression</p>	<p>Inclusion criteria:</p> <ul style="list-style-type: none"> Adults (age range): 18-89 years on date of incident prescription Diagnosed with MDD according to DSM-III or -IV Permanent registration status with a participating general practice, had at least a one year longitudinal record before incident prescription, had an acceptable patient status for data quality, and originated from a general practice which was up to standard for at least a year before incident prescription <p>Exclusion criteria:</p> <ul style="list-style-type: none"> Clinically significant medical disease History of life threatening ventricular tachyarrhythmia, cardioversion, aborted cardiac arrest, or implantation of a cardiac defibrillator Patients with a congenital conduction disorder or advanced cardiomyopathy before cohort entry or at any time during follow-up were also excluded <p>Outcome measures NR – adverse events reported</p>	<p>Groups similar at baseline No- cases generally had a higher prevalence of cardiovascular related comorbidity, particularly diabetes, acute myocardial infarction, congestive heart failure, rheumatoid arthritis, epilepsy, and schizophrenia, as well as use of NSAID</p> <p>n = D1: 568 D2: 14,812</p> <p>Mean age, years D1: 72.9 D2: 72.9</p> <p>Sex, % female D1: 54.6 D2: 54.6</p> <p>Race, % white NR</p> <p>Baseline HAM-A NR</p> <p>Insomnia, % NR</p> <p>Concomitant anergia, % D1: NR D2: NR</p> <p>Experienced prior depressive episodes, % D1: 100 D2: 100</p> <p>Comments: Characteristics of cases and controls in year</p>	<p>HAM-D NR</p> <p>MADRS NR</p> <p>CGI-S NR</p> <p>CGI-I NR</p> <p>CGII No</p> <p>QOL scale NR</p> <p>Another QOL scale NR</p> <p>Is adherence reported? NR</p> <p>Rate of adherence or compliance NR</p> <p>Additional Results: NR</p>	<p>Cardiovascular, %: D1: Adjusted odds ratio (95% CI): VEN only 18 (3.2); vs. FLUOX 63 (11.1); vs. CIT 39 (6.9); vs. any three (including dosulepin) 137 (24.1) D2: Adjusted odds ratio (95% CI): VEN only 544 (3.7); vs. FLUOX 1281 (8.6)</p> <p>Attrition Overall attrition, %: NR</p> <p>Attrition rate, %: NR</p> <p>Withdrawals due to adverse events, % NR</p> <p>Withdrawals due to lack of efficacy, % NR</p> <p>Comments NR</p>

Evidence Table 1. Randomized controlled trials and observational studies (continued)

Study Characteristics	Research Objective, Intervention, Duration, etc	Inclusion/Exclusion Outcome Measures	Population Characteristics	Health Outcome Results	Adverse Events
	Clinical record for depression or anxiety		before index date.		
	Intervention		Outpatients/Inpatients		
	D1: Cases		Outpatients		
	D2: Controls		Baseline mean HAM-A > 25?		
			NR		
			Mean age at baseline		
			Equal to or greater than		
			65 years		
			Mean HAM-D at baseline		
			NR		

Evidence Table 1. Randomized controlled trials and observational studies (continued)

Study Characteristics	Research Objective, Intervention, Duration, etc	Inclusion/Exclusion	Population Characteristics	Health Outcome Results	Adverse Events
<p>Author, Year McCall et al. 2010¹⁶⁹</p> <p>Country and Setting USA, Outpatient clinics and sleep labs</p> <p>Funding NIH, Sepracor & Mini Mitter</p> <p>Quality rating: Fair</p>	<p>Research objective Patients experiencing insomnia after one week of FLUOX were randomly assigned to either double-blind ESZ 3 mg or PBO at bedtime</p> <p>Drugs, Doses, and Range D1: FLUOX 20-40 mg/day + ESZ D2: FLUOX 20-40 mg/day + PBO</p> <p>Fixed dose</p> <p>Dosages equivalent No, PBO study</p> <p>Study design RCT</p> <p>Duration 8 weeks</p> <p>Type of depression</p> <ul style="list-style-type: none"> • MDE 	<p>Inclusion criteria:</p> <ul style="list-style-type: none"> • Adults 18-70 yrs • Diagnosed with MDE according to DSM-IV • Sleep latency > 30 min and sleep efficiency 85% or less at least 4 nights/week or insomnia 4 nights/week <p>Exclusion criteria:</p> <ul style="list-style-type: none"> • Clinically significant medical disease • Daytime sleepiness • Habitual snoring • Substance abuse • Significant restless leg syndrome • BMI > 35 	<p>Groups similar at baseline Yes</p> <p>n = D1: 30 D2: 30</p> <p>Mean age, years D1: 44.9 D2: 38.0</p> <p>Sex, % female D1: 66.7 D2: 66.7</p> <p>Race, % white D1: 73.3 D2: 80.0</p>	<p>HAM-D Mean score at baseline (SD): D1: 27.3 (3.3) D2: 26.9 (4.5)</p> <p>Response D1: 80% D2: 38% <i>P</i> < 0.01</p> <p>Remission D1: 32% D2: 19% <i>P</i> = NS</p> <p>Q-Les-Q Mean score at baseline (SD): D1: 38.8 (7.2) D2: 38.6. (6.7)</p> <p>Endpoint 8 weeks D1: 50.2 (8.11) D2: 46.9 (9)</p> <p>ESZ had lower (better) DLRF scores (0.81 ± 0.64) than those receiving PBO (1.2 ± 0.72), <i>P</i> = 0.01. effect size for DLRF was 0.62, indicating a moderate effect.</p> <p>Is adherence reported? NR</p> <p>Rate of adherence or compliance NR</p>	<p>Attrition Overall attrition, %: 15</p> <p>Attrition rate, %: D1: 16.7 D2: 13.3</p> <p>Withdrawals due to adverse events, % NR</p> <p>Withdrawals due to lack of efficacy, % NR</p> <p>Comments 46% ESZ experienced unpleasant taste</p>

Evidence Table 1. Randomized controlled trials and observational studies (continued)

Study Characteristics	Research Objective, Intervention, Duration, etc.	Inclusion/Exclusion	Population Characteristics	Health Outcome Results	Adverse Events
<p>Author, Year McGrath et al., 2006¹³⁶</p> <p>Country and Setting United States, multicenter</p> <p>Funding National Institute of Mental Health; State of New York</p> <p>Quality Rating Fair</p>	<p>Research objective To examine predictors in relapse in patients with major depressive disorder maintained on FLUOX vs. PBO</p> <p>Drugs, Doses, and Range D1:FLUOX 10-80 mg 1-2 x daily, average dose: 45.8 mg/day (medium dose) D2: PBO</p> <p>Study design RCT</p> <p>n 262</p> <p>Duration 12 week open-label phase; 52 week continuation/maintenance phase</p> <p>Type of depression MDD</p>	<p>Inclusion criteria</p> <ul style="list-style-type: none"> Diagnosed with MDD according to DSM-III or -IV: established using Structured Clinical Interview for DSM-IV Axis I Disorders-Patient Edition Patients who responded to fluoxetine during 12-week open-label phase <p>Exclusion criteria</p> <ul style="list-style-type: none"> Pregnant Lactating Additional mental illnesses or organic mental disorder not related to depression (e.g., schizophrenia, bipolar): Illicit drug and alcohol abuse: in previous 6 months Clinically significant medical disease: Unstable physical disorder History of seizures; neurological disorder; Taking medications that may cause or exacerbate depression Evidence of hypothyroidism History of nonresponse to an adequate trial of a SSRI 570 patients underwent 12-week open-label acute phase. Doses were titrated and adjusted by clinician. 	<p>Groups similar at baseline NR</p> <p>n = D1: 131 D2: 131</p> <p>Overall: Patients randomized</p> <p>Mean age, years D1: NR D2: NR Overall: 38.2</p> <p>Sex, % female D1: NR D2: NR Overall: 55.3</p> <p>Race, % white NR</p> <p>Baseline HAM-A NR</p> <p>Insomnia, %: NR</p> <p>Concomitant anergia, % NR</p> <p>Experienced prior depressive episodes, % NR</p> <p>Overall: Mean HAM-D score at baseline was 17.1 (4.1) and at randomization, 4.9 (3.1)</p>	<p>HAM-D NR</p> <p>MADRS NR</p> <p>CGI-S NR</p> <p>CGI-I NR</p> <p>CGI NR</p> <p>QOL scale NR</p> <p>Adherence NR</p> <p>Relapse</p> <ul style="list-style-type: none"> FLUOX treatment was a significant predictor of lower relapse rate (hazard ratio = 0.383; 95% CI, 0.198-0.742; <i>P</i> = 0.004). Continuation and maintenance FLUOX treatment associated with continued remission (hazard ratio 1.73 (95% CI, 1.20-2.51). Relapse rate at end of continuation phase, 6 months after randomization in FLUOX vs. PBO: 35.2% vs. 61.8%; after 1 year (representing maintenance): 45.9% vs. 72.0%. Chronicity, symptom severity, a neuovegetativ 	<p>Overall rate of attrition, % 32.4</p> <p>Attrition rate, % D1: 38.9 D2: 26.0</p> <p>Withdrawals due to adverse events, % NR</p> <p>Attrition due to lack of efficacy, % NR</p> <ul style="list-style-type: none"> <i>P</i> = 0.035 for differential attrition Most common reasons for attrition: 30.6% (of those who left study) had inadequate adherence; 14.1% loss to follow-up; 7.1% side effects. Patients that dropped out due to worsening of symptoms were not considered in attrition. <p>Overall adverse events, %: NR</p>

Evidence Table 1. Randomized controlled trials and observational studies (continued)

Study Characteristics	Research Objective, Intervention, Duration, etc.	Inclusion/Exclusion	Population Characteristics	Health Outcome Results	Adverse Events
		mean HAM-D baseline score was 17.7 (4.5). 292 patients responded to treatment and 262 of these patients were randomized for 52-week continuation/maintenance phase to assess relapse. Patients in double blind phase remained on same dose they had responded to during acute phase.		symptom pattern, and female gender were all associated with a significantly greater risk of relapse, with no difference observed between FLUOX and PBO on these factors.	

Evidence Table 1. Randomized controlled trials and observational studies (continued)

Study Characteristics	Research Objective Duration Study Design	Inclusion/Exclusion	Baseline Characteristics	Health Outcome Results	Adverse Events (%)	Analysis and Quality Rating
<p>Author: McPartlin et al., 1998⁶⁵</p> <p>Country and setting: UK Multicenter (43 general practice sites)</p> <p>Funding: Wyeth-Ayerst International</p>	<p>Research objective: To evaluate efficacy and safety of VEN XR and PAR for treatment of depression in general practice</p> <p>Duration of study: 12 wks</p> <p>Study design: RCT</p> <p>Overall study N: 361</p> <p>Intervention: D1: VEN: XR 75 mg/d D2: PAR: 20 mg/d</p>	<p>Inclusion criteria:</p> <ul style="list-style-type: none"> • Adults 18 or older • Diagnosed with MDD according to DSM-III or -IV • Symptoms of depression at least 14 days • Minimum baseline MADRS score of 19 <p>Exclusion criteria:</p> <ul style="list-style-type: none"> • Pregnant • Lactating • Concomitant psychotherapeutic or psychotropic medications • Additional mental illnesses or organic mental disorder • Illicit drug and alcohol abuse • Clinically sig medical disease • Investigational drug use within last 30 days • ECT within last 30 days • Suicidal tendencies • Hypersensitive to or previous treatment with VEN or PAR 	<p>Mean age (yrs): D1: 45 D2: 44</p> <p>Sex (% female): D1: 68.3 D2: 68.5</p> <p>Race (% white): NR</p> <p>Baseline (HAM-A): NR</p> <p>Mean HAM-D score at baseline: D1: 23 (4) D2: 23 (4)</p>	<p>No sig diffs in outcome measures between treatment groups</p> <p>Global response NR</p> <p>Remission rates (6 or less on MADRS) were 54% for VEN XR and 52% for PAR</p> <p>Both treatment groups produced sig improvements on QOL scale without showing diffs between groups</p>	<p>Overall adverse events: D1: 70 D2: 70</p> <p>Constipation: D1: 9.9 D2: 6.8</p> <p>Diarrhea: D1: 4.4 D2: 5.1</p> <p>Dizziness: D1: 16.6 D2: 9.6</p> <p>Headache: D1: 8.8 D2: 11.9</p> <p>Insomnia: D1: 5.5 D2: 4.5</p> <p>Nausea: D1: 25.4 D2: 24.9</p> <p>Somnolence (fatigue): D1: 5.5 D2: 5.6</p> <p>Sweating (increase): D1: 2.2 D2: 6.2</p>	<p>Overall attrition rate: 27.4%</p> <p>ITT analysis: Yes</p> <p>Quality rating: Fair</p>

Evidence Table 1. Randomized controlled trials and observational studies (continued)

Study Characteristics	Research Objective Duration Study Design	Inclusion/Exclusion	Baseline Characteristics	Health Outcome Results	Adverse Events (%)	Analysis and Quality Rating
<p>Author: Mehtonen et al., 2000⁶⁶</p> <p>Country and setting: Scandinavia Multicenter</p> <p>Funding: Wyeth-Ayerst International</p>	<p>Research objective: Efficacy and safety of SER and VEN in outpatients with major depression</p> <p>Duration of study: 8 wks</p> <p>Study design: RCT</p> <p>Overall study N: 147</p> <p>Intervention: D1: VEN: 75-150 mg/d D2: SER: 50-100 mg/d</p>	<p>Inclusion criteria:</p> <ul style="list-style-type: none"> Adults 18 to 65 Minimum HAM-D score of 18 <p>Exclusion criteria:</p> <ul style="list-style-type: none"> Pregnant Lactating Additional mental illnesses or organic mental disorder Illicit drug and alcohol abuse Clinically sig medical disease 	<p>Mean age (yrs): D1: 44.1 D2: 41.0</p> <p>Sex (% female): D1: 65 D2: 67</p> <p>Race (% white): NR</p> <p>Baseline (HAM-A): NR</p> <p>Mean HAM-D score at baseline: D1: 25.5 (3.5) D2: 25.8 (4.5)</p>	<p>Both treatment groups showed sig reductions of MADRS, CGI, and HAM-D scores from baseline to wk 8</p> <p>Response rates (decrease of 50% on HAM-D) were higher for VEN at wk 6 (74% vs. 59%; <i>P</i> = 0.04) and at endpoint (83% vs. 68%; <i>P</i> = 0.05)</p> <p>Remission rates (HAM-D < 10) at endpoint were higher for VEN treated group (68% vs. 45%; <i>P</i> = 0.008)</p> <p>No sig diffs were noted in response rates on MADRS and CGI scales</p> <p>Remission rates for patients who increased dose was higher for VEN group (67% vs. 36%; <i>P</i> < 0.05)</p>	<p>Diarrhea: D1: 8.0 D2: 13.9</p> <p>Headache: D1: 28.0 D2: 29.2</p> <p>Nausea: D1: 36.0 D2: 29.2</p> <p>Sexual dysfunction : D1: 8.0 D2: 5.6</p> <p>Somnolence (fatigue): D1: 6.7 D2: 11.1</p> <p>Sweating (increase): D1: 18.7 D2: 11.1</p>	<p>Overall attrition rate: 19%</p> <p>ITT analysis: Yes</p> <p>Quality rating: Good</p>

Evidence Table 1. Randomized controlled trials and observational studies (continued)

Study Characteristics	Research Objective Duration Study Design	Inclusion/Exclusion	Baseline Characteristics	Health Outcomes Results	Adverse Events (%)	Analysis Quality Rating
<p>Author: Meijer et al., 2002²⁰⁹</p> <p>Country and setting: The Netherlands Multicenter (109 psychiatrists in general hospitals, regional institutes of mental health, or private practices)</p> <p>Funding: Pfizer, Inc</p>	<p>Research objective: To evaluate safety profile of SER vs. other SSRIs directly following introduction of SER to Dutch market</p> <p>Duration of study: 12 mo observation period</p> <p>Study design: Cohort study</p> <p>Overall study N: 1,251</p> <p>Intervention: D1: SER D2: Other SSRIs (FLUOX FLUV PAR)</p>	<p>Inclusion criteria:</p> <ul style="list-style-type: none"> All patients with a new SER prescription; consecutive patients taking FLUOX, FLUV, or PAR used as controls <p>Exclusion criteria:</p> <ul style="list-style-type: none"> No additional exclusion criteria were applied 	<p>Mean age (yrs): 41 (median)</p> <p>Sex (% female): 64.1%</p> <p>Race (% white): NR</p> <p>Baseline (HAM-A): NR</p> <p>Baseline HAM-D: NR</p>	<p>2.2 AEs per SER patient vs. 2.1 AEs per other SSRIs patient</p> <p>73.4% of SER patients and 75.0% of other SSRI patients reported an AE</p> <p>Diarrhea was reported more frequently by SER patients than patients taking other SSRIs ($P < 0.05$)</p> <p>Abdominal pain was reported more frequently by other SSRI users ($P < 0.05$)</p> <p>No sig diffs in SAE reporting found between SER patients (5.0%) and patients using other SSRIs (4.6%)</p> <p>Suicide attempt: SER: 0.9% vs. other SSRIs: 1.2%</p>	<p>Overall adverse events: D1: 73.4 D2: 75</p> <p>Cardiovascular adverse events: D1: 3.2 D2: 2.2</p> <p>Diarrhea: D1: 14 D2: 6.8</p> <p>Dizziness: D1: 11.4 D2: 11.8</p> <p>Headache: D1: 19.3 D2: 17.1</p> <p>Insomnia: D1: 8 D2: 5.9</p> <p>Nausea: D1: 24.3 D2: 27</p> <p>Sexual dysfunctional (male ejaculation): D1: 2.1 D2: 3.7</p> <p>Sweating (increase): D1: 13.4 D2: 11.7</p>	<p>Overall attrition rate: N/A</p> <p>ITT Analysis N/A- observational study</p> <p>Quality rating: Fair</p>

Evidence Table 1. Randomized controlled trials and observational studies (continued)

Study Characteristics	Research Objective Duration Study Design	Inclusion/Exclusion	Baseline Characteristics	Health Outcomes Results	Adverse Events (%)	Analysis Quality Rating
<p>Author: Michelson et al., 1999¹³⁷</p> <p>Country and setting: United States Academic centers (5 sites)</p> <p>Funding: Eli Lilly</p>	<p>Research objective: To assess changes in weight during long-term treatment with FLUOX or PBO</p> <p>Duration of study: 50 wks</p> <p>Study design: RCT</p> <p>Overall study N: 839 acute phase 395 remission phase</p> <p>Intervention: D1: FLUOX: 20 mg/d D2: PBO</p>	<p>Inclusion criteria:</p> <ul style="list-style-type: none"> Adults 18+ Diagnosed with MDD according to DSM-III or -IV Minimum HAM-D score of 16 <p>Exclusion criteria:</p> <ul style="list-style-type: none"> None reported 	<p>Mean age (yrs): D1: 40.8 D2: 42.2</p> <p>Sex (% female): D1: 68.3 D2: 73.3</p> <p>Race (% white): NR</p> <p>Baseline (HAM-A): NR</p> <p>Baseline HAM-D: NR</p>	<p>No diff in weight change between FLUOX and PBO groups after 50 wks (1.6 kg vs. 1.6 kg)</p>	<p>Changes in weight (increase): D1: 1.6kg D2: 1.6kg</p>	<p>Overall attrition rate: NR</p> <p>ITT Analysis Yes</p> <p>Quality rating: Fair</p>

Evidence Table 1. Randomized controlled trials and observational studies (continued)

Study Characteristics	Research Objective Duration Study Design	Inclusion/Exclusion	Baseline Characteristics	Health Outcome Results	Adverse Events (%)	Analysis and Quality Rating
<p>Author: Moak et al., 2003²⁴²</p> <p>Country and setting: USA Single center</p> <p>Funding: National Institute on Alcohol Abuse and Alcoholism</p>	<p>Research objective: Comparison of SER and PBO in conjunction with CBT in treatment of depressed alcoholics</p> <p>Duration of study: 12 wks</p> <p>Study design: RCT</p> <p>Overall study N: 82</p> <p>Intervention: D1: SER: 50-200 mg/d D2: PBO</p>	<p>Inclusion criteria:</p> <ul style="list-style-type: none"> • Adults • Diagnosed with MDD according to DSM-III or -IV • Minimum HAM-D score of 17 • Alcoholism (alcohol dependence or abuse) • Dysthymia • Primary major depression episode of dysthymic disorder or a clear family history of affective disorder without comorbid substance abuse in a first degree relative <p>Exclusion criteria:</p> <ul style="list-style-type: none"> • Concomitant psychotherapeutic or psychotropic medications • Additional mental illnesses or organic mental disorder • Illicit drug and alcohol abuse • Current suicidal ideation or plan • Treatment resistant depression 	<p>Mean age (yrs): D1: 41 D2: 42</p> <p>Sex (% female): D1: 39 D2: 39</p> <p>Race (% white): NR</p> <p>Baseline (HAM-A): NR</p> <p>Baseline HAM-D: D1: 19.4 (2.6) D2: 18.8 (2.4)</p>	<p>Subjects who received SER had fewer drinks per drinking day than subjects who received PBO, but other drinking outcomes were not different between 2 treatment groups. In female subjects, treatment with SER was associated with less depression at end of treatment compared with PBO. Less drinking during study was associated with improved depression outcomes</p>	NR	<p>Overall attrition rate: 28%</p> <p>ITT Analysis Yes</p> <p>Quality rating: Fair</p>

Evidence Table 1. Randomized controlled trials and observational studies (continued)

Study Characteristics	Research Objective Duration Study Design	Inclusion/Exclusion	Baseline Characteristics	Health Outcomes Results	Adverse Events (%)	Analysis Quality Rating
<p>Author: Montejo et al., 2001²¹⁰</p> <p>Country and setting: Spain Multicenter</p> <p>Funding: Bristol-Myers Squibb</p>	<p>Research objective: Incidence of sexual dysfunction associated with anti-depressant agents</p> <p>Duration of study: Carried out between April 1995 and February 2000</p> <p>Study design: Prospective cohort study</p> <p>Overall study N: 1,022</p> <p>Intervention: CIT FLUOX FLUV MIR NEF PAR SER VEN</p>	<p>Inclusion criteria:</p> <ul style="list-style-type: none"> • Normal sexual functioning prior to taking antidepressants • Treatment with antidepressant alone or combine with benzodiazepine • Previous regular and satisfactory sexual practices • Occurrence of sexual dysfunction within 2 mos after introduction of antidepressant <p>Exclusion criteria:</p> <ul style="list-style-type: none"> • Prior sexual dysfunction • Combination of antidepressant and neuroleptic treatment • Treatment with hormones or any other drug capable of interfering with sexual intercourse • Sig intercurrent diseases affecting sexual function • Substance abuse 	<p>Mean age (yrs): Overall: 39.8</p> <p>Sex (% female): Overall: 60</p> <p>Race (% white): NR</p> <p>Baseline (HAM-A): NR</p> <p>Baseline HAM-D: NR</p>	<p>Overall incidence of sexual dysfunction was 59.1%</p> <p>Incidence of overall sexual dysfunction: FLUOX, 57.7% SER, 62.9% FLUV, 62.3% PAR, 70.7% CIT, 72.7% VEN, 67.3% MIR, 24.4% NEF, 8%</p> <p>Men had a higher frequency of sexual dysfunction (62.4%) than women (56.9%), although women had higher severity</p>	<p>N/A</p>	<p>Overall attrition rate: N/A</p> <p>ITT Analysis Not applicable-observational study</p> <p>Quality rating: Fair</p>

Evidence Table 1. Randomized controlled trials and observational studies (continued)

Study Characteristics	Research Objective Duration Study Design	Inclusion/Exclusion	Baseline Characteristics	Health Outcome Results	Adverse Events (%)	Analysis and Quality Rating
<p>Author: Montgomery and Rasmussen, 1992¹⁴⁰</p> <p>Country and setting: NR Multicenter (18)</p> <p>Funding: H Lundbeck A/S employs second author</p>	<p>Research objective: A total of 147 patients who had responded in a PBO-controlled study to 6 wks treatment of an episode of DSM-III-R major depression with either 20 mg or 40 mg CIT were randomized double-blind to continue on same dose of CIT or to receive PBO during a 24-wk study of efficacy of CIT in prevention of relapse</p> <p>Duration of study: 24 wks</p> <p>Study design: RCT</p> <p>Overall study N: 147</p> <p>Intervention: D1: CIT: 20 mg/d D2: CIT: 40 mg/d D3: PBO</p>	<p>Inclusion criteria:</p> <ul style="list-style-type: none"> • Adults 18 to 70 • Diagnosed with MDD according to DSM-III or -IV • MADRS of at least 22 in initial study • Had response to CIT (20 or 40 mg) resulting in MADRS score of 12 or less <p>Exclusion criteria:</p> <ul style="list-style-type: none"> • Pregnant • Lactating • Concomitant psychotherapeutic or psychotropic medications • Duration of depression more than 12 mos 	<p>Mean age (yrs): NR</p> <p>Sex (% female): NR</p> <p>Race (% white): NR</p> <p>Baseline HAM-A: NR</p> <p>Baseline HAM-D: NR</p>	<p>CIT 20 and 40 mg groups showed a sig advantage in relapse(overall 10.5% citalopram 20 8% and CIT 40 12%) compared with PBO (31%) ($P < 0.05$) and in survival analysis of time to relapse ($P = 0.01$ and $P = 0.02$, respectively)</p>	<p>NR</p>	<p>Overall attrition rate: 26.5% for reasons other than relapse</p> <p>ITT Analysis Yes</p> <p>Quality rating: Fair</p>

Evidence Table 1. Randomized controlled trials and observational studies (continued)

Study Characteristics	Research Objective Duration Study Design	Inclusion/Exclusion	Baseline Characteristics	Health Outcome Results	Adverse Events	Analysis and Quality Rating
<p>Author: Montgomery and Dunbar1993¹³⁹</p> <p>Country and setting: NR (UK) 5 psychiatric outpatient centers</p> <p>Funding: Second author is with SmithKline Beecham NR</p>	<p>Research objective: Efficacy of PAR in relapse prevention and prophylaxis of depression</p> <p>Duration of study: 1 year</p> <p>Study design: RCT</p> <p>Overall study N: 135</p> <p>Intervention: D1: PAR: 20-30 mg/d D2: PBO</p>	<p>Inclusion criteria:</p> <ul style="list-style-type: none"> • Adults 18 to 65 • Diagnosed with MDD according to DSM-III or -IV • Minimum HAM-D score of 18 • Recurrence of at least 3 episodes <p>Exclusion criteria:</p> <ul style="list-style-type: none"> • Pregnant • Illicit drug and alcohol abuse • Clinically sig medical disease • ECT within last 3 mos • Neuroleptics 	<p>Mean age (years): D1: 45.9 D2: 48.3</p> <p>Sex (% female): D1: 79 D2: 78</p> <p>Race (% white): NR</p> <p>Baseline (HAM-A): NR</p> <p>Baseline HAM-D: D1: 5.5 (1.9) D2: 5.7 (1.8)</p>	<p>PAR 16% vs. PBO 43% in reappearance of depression ($P < 0.01$) and in time to reappearance ($P < 0.001$) over 1-year study. Sig advantage was seen for PAR 3% vs. PBO 19% in first 4mos in relapse prevention ($P < 0.01$) and in time to relapse ($P < 0.005$), and later period of treatment in preventing recurrence PAR 14% vs. PBO 30% ($P < 0.05$)</p>	<p>Dizziness D1: 4 Vertigo</p> <p>Insomnia: D1: 13</p> <p>Nausea: D1: 8</p> <p>Suicidality: D1: 1 Suicide</p> <p>Sweating (increase): D1: 5</p>	<p>Overall attrition rate: NR</p> <p>ITT Analysis Yes</p> <p>Quality rating: Fair</p>

Evidence Table 1. Randomized controlled trials and observational studies (continued)

Study Characteristics	Research Objective Duration Study Design	Inclusion/Exclusion	Baseline Characteristics	Health Outcome Results	Adverse Events (%)	Analysis and Quality Rating
<p>Author: Montgomery et al., 2004⁶⁷</p> <p>Country and setting: Multinational Primary care</p> <p>Funding: H. Lundbeck A/S</p>	<p>Research objective: To compare efficacy and tolerability of ESC to VEN XR in primary care patients with MDD</p> <p>Duration of study: 8 wks</p> <p>Study design: RCT</p> <p>Overall study N: 293</p> <p>Intervention: D1: ESC: 10-20 mg/d (12.1) D2: VEN: 75-150 mg/d (95.2)</p>	<p>Inclusion criteria:</p> <ul style="list-style-type: none"> • Adults 18 to 85 • Diagnosed with MDD according to DSM-III or -IV • MADRS ≥ 18 <p>Exclusion criteria:</p> <ul style="list-style-type: none"> • Pregnant • Lactating • Concomitant psychotherapeutic or psychotropic medications • Additional mental illnesses or organic mental disorder • Illicit drug and alcohol abuse • Clinically sig medical disease • Suicidal tendencies 	<p>Mean age (yrs): D1: 49 D2: 47</p> <p>Sex (% female): D1: 73 D2: 71</p> <p>Race (% white): NR</p> <p>Baseline (HAM-A): NR</p> <p>Mean HAM-D score at baseline: D1: 19.9 D2: 20.4</p>	<p>Rates of response and remission-equal numbers in both groups of responders and remitters</p> <p>Endpoint (%): Responders D1: 77.4 D2: 79.6</p> <p>Remitters D1: 69.9 D2: 69.7</p>	<p>Overall adverse events: D1: 67 D2: 71</p> <p>Constipation: D1: 2 D2: 6</p> <p>Nausea: D1: 17 D2: 26</p> <p>Sweating (increase): D1: 6 D2: 12.5</p>	<p>Overall attrition rate: 14%</p> <p>ITT analysis: Yes</p> <p>Quality rating: Fair</p>

Evidence Table 1. Randomized controlled trials and observational studies (continued)

Study Characteristics	Research Objective Duration Study Design	Inclusion/Exclusion	Baseline Characteristics	Health Outcome Results	Adverse Events (%)	Analysis and Quality Rating
<p>Author: Montgomery et al., 2004¹³⁸</p> <p>Country and setting: United States and Europe Psychiatric centers (31 sites)</p> <p>Funding: Wyeth Research</p>	<p>Research objective: Long-term efficacy and safety of prophylactic VEN treatment in patients with recurrent major depression</p> <p>Duration of study: 12 mos double-blind phase</p> <p>Study design: RCT</p> <p>Overall study N: 235 (ITT = 225)</p> <p>Intervention: D1: VEN: 100-200 mg/d D2: PBO</p>	<p>Inclusion criteria:</p> <ul style="list-style-type: none"> • Adults • Diagnosed with MDD according to DSM-III or -IV • Minimum HAM-D score of 20 <p>Exclusion criteria:</p> <ul style="list-style-type: none"> • Pregnant • Lactating • Concomitant psychotherapeutic or psychotropic medications • Additional mental illnesses or organic mental disorder • Illicit drug and alcohol abuse • Clinically sig medical disease • Hypersensitivity to VEN • HAM-D score > 12 after acute and continuation treatment 	<p>Mean age (yrs): D1: 43.8 D2: 43.5</p> <p>Sex (% female): D1: 71 D2: 67</p> <p>Race (% white): NR</p> <p>Baseline HAM-A: NR</p> <p>Baseline HAM-D: NR</p>	<p>Survival analysis determined a 22% cumulative probability of recurrence in VEN-treated patients after 12 mos compared with 55% for PBO group ($P < 0.001$)</p> <p>More than twice as many PBO-treated patients (48%) as VEN-treated patients (21%) discontinued treatment because of lack of efficacy ($P < 0.001$)</p>	<p>Overall adverse events: TAES D1: 80 D2: 79</p> <p>Diarrhea: D1: 12 D2: 7</p> <p>Dizziness: D1: 17 D2: 25</p> <p>Headache: D1: 27 D2: 21</p> <p>Nausea: D1: 19 D2: 14</p> <p>Somnolence (fatigue): Asthenia D1: 11 D2: 7</p>	<p>Overall attrition rate: 63%</p> <p>ITT Analysis Yes</p> <p>Quality rating: Fair</p>

Evidence Table 1. Randomized controlled trials and observational studies (continued)

Study Characteristics	Research Objective Duration Study Design	Inclusion/Exclusion	Baseline Characteristics	Health Outcome Results	Adverse Events (%)	Analysis and Quality Rating
<p>Author: Moore et al., 2005⁶⁸</p> <p>Country and setting: France Psychiatric and general practice</p> <p>Funding: H. Lundbeck A/S</p>	<p>Research objective: Efficacy of ESC vs. CIT in outpatients</p> <p>Duration of study: 8 wks</p> <p>Study design: RCT</p> <p>Overall study N: 294 (ITT = 280)</p> <p>Intervention: D1: ESC: 20 mg/d D2: CIT: 40 mg/d</p>	<p>Inclusion criteria:</p> <ul style="list-style-type: none"> Adults 18 to 65 Diagnosed with MDD according to DSM-III or -IV MADRS of at least 30 <p>Exclusion criteria:</p> <ul style="list-style-type: none"> Concomitant psychotherapeutic or psychotropic medications Additional mental illnesses or organic mental disorder Illicit drug and alcohol abuse 	<p>Mean age (yrs): D1: 44.1 D2: 46.2</p> <p>Sex (% female): D1: 81.7 D2: 72</p> <p>Race (% white): NR</p> <p>Baseline (HAM-A): NR</p> <p>Mean HAM-D score at baseline: NR</p>	<p>Responders: (50% decrease in MADRS) D1: 76.1 D2: 61.3 (<i>P</i> = 0.008)</p> <p>Remitters (%): D1: 54 D2: 43 (<i>P</i> = 0.04); NNT for remission: 9</p> <p>MADRS-S D1: -9.9 D2: -8.6 (<i>P</i> < 0.05)</p> <p>CGI-S D1: -2.3 D2: -2.12 (<i>P</i> = 0.65)</p> <p>Overall discontinuation was sig higher in CIT (10.6%) than ESC (4.3%) group (<i>P</i> = 0.005)</p>	<p>Overall adverse events: D1: 14.8 D2: 16.4</p> <p>Changes in weight (increase): D1: 1.4 D2: 1.3</p> <p>Dizziness: D1: 0.7 D2: 1.3</p> <p>Headache: D1: 4.2 D2: 5.3</p> <p>Insomnia: D1: 1.4 D2: 0.7</p> <p>Nausea: D1: 3.5 D2: 3.9</p> <p>Sexual dysfunction : D1: 0 D2: 0.7</p> <p>Somnolence (fatigue): D1: 0 D2: 2.0</p>	<p>Overall attrition rate: 7.5%</p> <p>ITT analysis: Yes</p> <p>Quality rating: Fair</p>

Evidence Table 1. Randomized controlled trials and observational studies (continued)

Study Characteristics	Research Objective, Intervention, Duration, etc	Inclusion/Exclusion Outcome Measures	Population Characteristics	Health Outcome Results	Adverse Events
<p>Author, Year Munizza et al., 2006⁶⁹</p> <p>Country and Setting Italy, multicenter</p> <p>Funding ACRAF SpA</p> <p>Quality rating: Fair</p>	<p>Research objective Evaluate efficacy and safety of TRA vs. SER in txt of MDD</p> <p>Drugs, Doses, and Range D1: SER 50-100mg/day D2: TRA 150-450mg/day</p> <p>Fixed dose No</p> <p>Flexible dose Yes</p> <p>Dosages equivalent</p> <p>Study design RCT</p> <p>N 122</p> <p>Duration 6wks</p> <p>Type of depression MDD</p>	<p>Inclusion criteria:</p> <ul style="list-style-type: none"> Adults (age range): 18-65 Diagnosed with MDD according to DSM-IV HAM-D: HAMD17 score 18-24 MADRS: < 30 Other: depression symptoms lasting ≥ 1 month, not receiving txt for current phase of illness <p>Exclusion criteria:</p> <ul style="list-style-type: none"> Pregnant Lactating Concomitant psychotherapeutic or psychotropic medications: benzodiazepines allowed Additional mental illnesses or organic mental disorder not related to depression (e.g., schizophrenia, bipolar): bipolar, any psychotic or mental disorder due to a general medical condition Illicit drug and alcohol abuse Clinically significant medical disease ECT within last: current Suicidal tendencies (acute or other) Treatment refractory depression 	<p>Groups similar at baseline</p> <p>n = D1: 62 D2: 60</p> <p>Mean age, years D1: 45 D2: 46.9</p> <p>Sex, % female D1: 59.7 D2: 70.0</p> <p>Race, % white NR</p> <p>Baseline HAM-A D1: NR (graph only)</p> <p>Insomnia, % NR</p> <p>Concomitant anergia, % NR</p> <p>Experienced prior depressive episodes, % D1: 72.6 D2: 71.7</p>	<p>HAM-D</p> <p>n at baseline: D1: 62 D2: 60 (*only 59 included in analysis, NOT ITT)</p> <p>No. of responders: At 1 week: D1: 3 D2: 1</p> <p>At 3 week: D1: 17 D2: 14</p> <p>At 6 week: D1: (74%) D2: 37 (63%) P = NR (ns)</p> <p>No. of remitters: At 1 week: D1: 1 D2: 0</p> <p>At 3 weeks: D1: 7 D2: 2</p> <p>At 6 weeks: D1: 37 (60%) D2: 29 (49%) P = NR (ns)</p> <p>Mean score at baseline (SD): D1: 21.7 (0.22) D2: 21.9 (0.22) (N = 59)</p> <p>Mean score at endpoint (SD): D1: Day 42: 8.6 (0.93) D2: 9.5 (0.82) (N = 59)</p> <p>Mean score change (SD): D1: -12.9 (1.15) D2: -11.5 (1.08) (N = 59)</p>	<p>Overall adverse events, %: Patients report AE(s): D1: 41.9 D2: 43.3</p> <p>Cardiovascular, %: Palpitation: D1: 1.6 D2: 1.7</p> <p>Weight gain, %: D1: no changes compared to baseline D2: no changes compared to baseline</p> <p>Weight loss, %: D1: no changes compared to baseline D2: no changes compared to baseline</p> <p>Diarrhea, %: D1: 3.3 D2: 5.0</p> <p>Dizziness, %: D1: 19.4 D2: 13.3</p> <p>Headache, %: D1: 1.6 D2: 8.3</p> <p>Insomnia, %: D1: 4.8 D2: 5.0</p> <p>Nausea, %: D1: 9.7 D2: 15.0</p> <p>Vomiting, %: D1: 4.8 D2: 3.3</p> <p>Attrition</p>

Evidence Table 1. Randomized controlled trials and observational studies (continued)

Study Characteristics	Research Objective, Intervention, Duration, etc	Inclusion/Exclusion Outcome Measures	Population Characteristics	Health Outcome Results	Adverse Events
		Outcome measures <ul style="list-style-type: none"> • HAM-D • MADRS • CGI-S or CGI-I • Others: HAM-A 		MADRS D1: TRA D2: SER n at baseline: D1: 62 (*only 60 include in analysis, NOT ITT) D2: 60 (*only 59 include in analysis, NOT ITT) No. of responders: Week 1 D1: 3 D2: 1 Week 3 D1: 17 D2: 14 Week 6 D1: 46 D2: 37 Mean score at baseline (SD): D1: 21.7 (0.22) D2: 21.9 (0.22) (N = 59) Mean score at endpoint (SD): D1: 9.0 (0.99) (N = 60) D2: 10.5 (1.04) (N = 59) Mean score change (SD): D1: NR - graph only/Not ITT D2: NR - graph only/Not ITTI CGI-S D1: TRA D2: SER n at baseline: D1: 62 (analysis includes 60) D2: 60 (analysis includes	Overall attrition, %: 10.7 Attrition rate, %: D1: 8.1 D2: 13.3 Withdrawals due to adverse events, % D1: 3.2 D2: 10.0 Withdrawals due to lack of efficacy, % D1: 1.6 D2: 0 Comments NR

Evidence Table 1. Randomized controlled trials and observational studies (continued)

Study Characteristics	Research Objective, Intervention, Duration, etc	Inclusion/Exclusion Outcome Measures	Population Characteristics	Health Outcome Results	Adverse Events
				<p>59)</p> <p>Mean score at baseline (SD): D1: NR - graph only/Not ITT D2: NR - graph only/Not ITT</p> <p>Mean score at endpoint (SD): D1: NR - graph only/Not ITT D2: NR - graph only/Not ITT</p> <p>CGI-I D1: TRA D2: SER</p> <p>CGII Yes</p> <p>Intervention: D1: TRA D2: SER</p> <p>n at baseline: D1: 62 (analysis includes 60) D2: 60 (analysis includes 59)</p> <p>Mean score at endpoint (SD): D1: NR - graph only/Not ITT D2: NR - graph only/Not ITT</p> <p>Number of patients achieving a score 1: NR - graph only/Not ITT 2: NR - graph only/Not ITT</p> <p>QOL scale NR</p>	

Evidence Table 1. Randomized controlled trials and observational studies (continued)

Study Characteristics	Research Objective, Intervention, Duration, etc	Inclusion/Exclusion Outcome Measures	Population Characteristics	Health Outcome Results	Adverse Events
				Is adherence reported? NR	
				Rate of adherence or compliance NR	
				Additional Results: NR	

Evidence Table 1. Randomized controlled trials and observational studies (continued)

Study Characteristics	Research Objective Duration Study Design	Inclusion/Exclusion	Baseline Characteristics	Health Outcome Results	Adverse Events (%)	Analysis and Quality Rating
<p>Author: Murray et al., 2005²⁵⁵</p> <p>Country and setting: Sweden, outpatients (4 stroke centers)</p> <p>Funding: Pfizer AB Sweden</p>	<p>Research objective: To evaluate efficacy and safety of SER in post-stroke depression</p> <p>Duration of study: 26 wks</p> <p>Study design: RCT</p> <p>Overall study N: 123</p> <p>Intervention: D1: SER: 50-100 mg/d D2: PBO</p>	<p>Inclusion criteria:</p> <ul style="list-style-type: none"> • Adults 18 or older • Diagnosed with MDD according to DSM-III or -IV • Stroke (according to WHO criteria), hospitalized during acute phase of index stroke • Minor depression according to DSM-IV and MADRS ≥ 10 and time criteria (symptoms should have been present during same 2 wk period) <p>Exclusion criteria:</p> <ul style="list-style-type: none"> • Concomitant psychotherapeutic or psychotropic medications • Additional mental illnesses or organic mental disorder • Sig risk of suicide • Severe impairment of ability to communicate • Current use of opiate analgesics 	<p>Mean age (yrs): D1: 70.7 D2: 70.7</p> <p>Sex (% female): D1: 48.4% D2: 55.7%</p> <p>Race (% white): NR</p> <p>Baseline (HAM-A): NR</p> <p>Baseline HAM-D: NR</p>	<p>HAM-D responders (percent of those who completed 26 wks of treatment) D1: 76% D2: 78%</p> <p>% remission (defined as a MADRS score < 10) (percent of those who completed 26 wks of treatment) D1: 81% D2: 87%</p> <p>Improvement in QOL at wk 26 was sig better in SER treated patients ($P < 0.05$)</p>	<p>Changes in weight (decrease): D1: 17.4 D2: 13.3</p> <p>Changes in weight (increase): D1: 15.2 D2: 15.6</p> <p>Constipation: D1: 14.5 D2: 9.3</p> <p>Diarrhea: D1: 23.6 D2: 9.3</p> <p>Dizziness: D1: 14.5 D2: 13.0</p> <p>Headache: D1: 14.5 D2: 16.7</p> <p>Nausea: D1: 21.8 D2: 14.8</p> <p>Sweating (increase): D1: 16.4 D2: 17.0</p>	<p>Overall attrition rate: 44%</p> <p>ITT Analysis Yes</p> <p>Quality rating: Fair</p>

Evidence Table 1. Randomized controlled trials and observational studies (continued)

Study Characteristics	Research Objective Duration Study Design	Inclusion/Exclusion	Baseline Characteristics	Health Outcome Results	Adverse Events (%)	Analysis and Quality Rating
<p>Author: Nemeroff et al., 1995⁷⁰</p> <p>Country and setting: United States Multicenter</p> <p>Funding: Solvay Pharmaceuticals</p>	<p>Research objective: Comparison of efficacy and safety of FLUV and SER in treatment of depression</p> <p>Duration of study: 7 wks</p> <p>Study design: RCT</p> <p>Overall study N: 95</p> <p>Intervention: D1: SER: 50-200 mg/d (137.1) D2: FLUV: 50-150 mg/d (123.8)</p>	<p>Inclusion criteria:</p> <ul style="list-style-type: none"> • Adults 18 to 65 • Diagnosed with MDD according to DSM-III or -IV • Minimum HAM-D score of 20 • HAM-D depressed mood item of at least 2 • Covi anxiety score less than Raskin score • Minimum score of 8 on Raskin Depression Scale <p>Exclusion criteria:</p> <ul style="list-style-type: none"> • Pregnant • Lactating • Concomitant psychotherapeutic or psychotropic medications • Additional mental illnesses or organic mental disorder • Patients intolerant of SSRI side effects 	<p>Mean age (yrs): D1: 41.2 D2: 38.5</p> <p>Sex (% female): D1: 60.9 D2: 61.2</p> <p>Race (% white): D1: 84.8 D2: 98.0</p> <p>Baseline (HAM-A): NR</p> <p>Mean HAM-D score at baseline: D1: 23.15 (2.77) D2: 24.57 (3.66)</p>	<p>Both treatment groups resulted in sig improvements of depression scores compared to baseline</p> <p>No sig diff in efficacy between treatment groups</p>	<p>Overall adverse events: D1: 93.5 D2: 85.7</p> <p>Diarrhea: D1: 23.9 D2: 14.3</p> <p>Dizziness: D1: 15.2 D2: 12.2</p> <p>Headache: D1: 32.6 D2: 26.5</p> <p>Insomnia: D1: 34.8 D2: 26.5</p> <p>Nausea: D1: 21.7 D2: 30.6</p> <p>Sexual dysfunction : D1: 28 D2: 10</p> <p>Somnolence (fatigue): D1: 17.4 asthenia-13 D2: 24.5 asthenia-6.1</p> <p>Sweating (increase): D1: 10.9 D2: 6.1</p>	<p>Overall attrition rate: 28%</p> <p>ITT analysis: Yes</p> <p>Quality rating: Fair</p>

Evidence Table 1. Randomized controlled trials and observational studies (continued)

Study Characteristics	Research Objective, Intervention, Duration, etc	Inclusion/Exclusion Outcome Measures	Population Characteristics	Health Outcome Results	Adverse Events
<p>Author, Year Nemeroff et al., 2007⁷¹</p> <p>Country and Setting United States (13 centers)</p> <p>Funding Wyeth Research</p> <p>Quality rating: Fair</p>	<p>Research objective To compare VEN to FLUOX for MDD.</p> <p>Drugs, Doses, and Range</p> <ul style="list-style-type: none"> • FLUOX (10-80 mg 1-2 x daily): 20mg/d to 60mg/d (mean 41 (SD 17) mg/day; medium) • VEN (75-375 mg 2-3 x daily): 75mg/d to 225mg/d (mean 142 (SD 64) mg/day; low) <p>Fixed dose No</p> <p>Flexible dose Yes</p> <p>Dosages equivalent Yes</p> <p>Study design RCT</p> <p>N 206</p> <p>Duration 6 weeks</p> <p>Type of depression MDD</p> <p>Intervention D1: VEN D2: FLUOX D3: PBO</p>	<p>Inclusion criteria:</p> <ul style="list-style-type: none"> • Adults (age range): 18-75 • HAM-D: ≥ 20 • Symptoms at least 1 month <p>Exclusion criteria:</p> <ul style="list-style-type: none"> • Pregnant • Lactating • Concomitant psychotherapeutic or psychotropic medications: astemizole, cisapride, sumatriptan, terfenadine, any monoamine oxidase inhibitor, PAR, or SER within 14 days • Any other antidepressant, anxiolytic, sedative-hypnotic drug (except chloral hydrate), or any other psychotropic drug within 7 days of start of double-blind treatment; any other drug with psychotropic effects within 7 days of start of double-blind treatment period unless a stable dose of drug had been maintained for at least 1 month (3 months for thyroid or hormonal medications) before study day 1. • Additional mental illnesses or organic mental disorder not related to depression 	<p>Groups similar at baseline Yes</p> <p>n = D1: 102 D2: 104 D3: 102</p> <p>Mean age, years D1: 40.1 D2: 37.9 D3: 40.4</p> <p>Sex, % female D1: 65 D2: 69 D3: 56</p> <p>Race, % white D1: 91 D2: 93 D3: 92</p> <p>Baseline HAM-A NR</p> <p>Insomnia, % NR</p> <p>Concomitant anergia, % NR</p> <p>Experienced prior depressive episodes, % D1: 49 D2: 41 D3: 38</p> <p>Comments: Prior depressive episodes = % who have taken prior antidepressant medications</p> <p>Outpatients/Inpatients Outpatients</p>	<p>HAM-D D1: VEN D2: FLUOX D3: PBO</p> <p>n at baseline: D1: 102 D2: 104 D3: 102</p> <p>No. of responders: D1: 51 (53%) D2: 45 (45%) P = NR (ns) D3: 37</p> <p>No. of remitters: D1: 31 (32%) D2: 32 (28%) P = NR (ns) D3: 22</p> <p>Mean score at baseline (SD): D1: 23.5 (3.2) D2: 23.7 (3.2) D3: 23.7 (3.3)</p> <p>Remission based on HAM-D-21, results for HAMD-D-17 31;28;22</p> <p>MADRS D1: VEN D2: FLUOX D3: PBO</p> <p>n at baseline: D1: 102 D2: 104 D3: 102</p> <p>No. of responders: D1: 51 D2: 45 D3: 37</p>	<p>Constipation, %: D1: 10 D2: 2 D3: 5</p> <p>Diarrhea, %: D1: 9 D2: 13 D3: 9</p> <p>Dizziness, %: D1: 13 D2: 8 D3: 3</p> <p>Headache, %: D1: 36 D2: 24 D3: 33</p> <p>Insomnia, %: D1: 22 D2: 15 D3: 14</p> <p>Nausea, %: D1: 40 D2: 22 D3: 8</p> <p>Vomiting, %: D1: 11 D2: 5 D3: 2</p> <p>Attrition Overall attrition, %: 25</p> <p>Attrition rate, %: D1: 24 D2: 18 D3: 24</p> <p>Withdrawals due to adverse events, % D1: 12</p>

Evidence Table 1. Randomized controlled trials and observational studies (continued)

Study Characteristics	Research Objective, Intervention, Duration, etc	Inclusion/Exclusion Outcome Measures	Population Characteristics	Health Outcome Results	Adverse Events
		<p>(e.g., schizophrenia, bipolar): Illicit drug and alcohol abuse: w/in past year</p> <ul style="list-style-type: none"> Clinically significant medical disease: Investigational drug use within last: w/in 30 days ECT within last: 3 months Suicidal tendencies (acute or other) History of nonresponse to VEN or FLUOX Received study drug w/in past 6 months 	<p>Baseline mean HAM-A > 25? NR</p> <p>Mean age at baseline Less than 65 years</p> <p>Mean HAM-D at baseline Greater than 17 (moderate to severe)</p>	<p>Mean score at baseline (SD): D1: 23.5 (3.2) D2: 23.7 (3.2) D3: 23.7 (3.3)</p> <p>CGI-S D1: VEN D2: FLUOX D3: PBO</p> <p>n at baseline: D1: 102 D2: 104 D3: 102</p> <p>Mean scores not reported. A significant between-groups difference in CGI-S scores</p> <p>At week 6 D1: F(1, 281): 6.26, <i>P</i>: 0.013 D2: F(1, 281): 4.49, <i>P</i>: 0.035</p> <p>D1 and D2 vs D3: F(2, 281): 3.65, <i>P</i>: 0.027</p> <p>AND: There were no statistically significant differences between VEN and FLUOX therapy groups on either CGI measure (CGI-S: D1 vs D2: F(1, 281) = 0.16, <i>P</i>: 0.689; CGI-I: D1 vs D2: F(1, 282) = 0.46, <i>P</i>: 0.499</p> <p>CGI-I</p> <p>Number of patients achieving a score</p>	<p>D2: 7 D3: 3</p> <p>Withdrawals due to lack of efficacy, % D1: 4 D2: 4 D3: 6</p> <p>Comments Based on mITT population, 10 PRE not included in this population.</p>
		<p>Outcome measures</p> <ul style="list-style-type: none"> HAM-D MADRS CGI-S and CGI-I QOL scales: GLF Total Score, Activities Questionnaire Total Score, Cognitive Functioning, General Health, Vitality 			

Evidence Table 1. Randomized controlled trials and observational studies (continued)

Study Characteristics	Research Objective, Intervention, Duration, etc	Inclusion/Exclusion Outcome Measures	Population Characteristics	Health Outcome Results	Adverse Events
				<p>1: 59 2: 54 3: 38</p> <p>QOL scale GLF</p> <p>n at baseline: D1: 102 D2: 104 D3: 102</p> <p>Mean score at endpoint (SD): D1: 55.7 (11.0) D2: 52.8 (9.8) D3: 50.9 (11.5)</p> <p>GLF was only one of QOL scales used that demonstrated a statistical difference between VEN and FLUOX</p> <p>Another QOL scale NR</p> <p>Is adherence reported? NR</p> <p>Rate of adherence or compliance N/A</p> <p>Additional Results: NR</p>	

Evidence Table 1. Randomized controlled trials and observational studies (continued)

Study Characteristics	Research Objective Duration Study Design	Inclusion/Exclusion	Baseline Characteristics	Health Outcome Results	Adverse Events (%)	Analysis and Quality Rating
<p>Author: Newhouse et al., 2000⁴⁰ Finkel et al., 1999³⁹</p> <p>Country and setting: United States Outpatient</p> <p>Funding: NR</p>	<p>Research objective: To assess efficacy of SER vs. FLUOX on depressive symptoms in patients aged 60 or older and 70 or older</p> <p>Duration of study: 12 wks</p> <p>Study design: RCT</p> <p>Overall study N: 75 (n = 236 in full trial, subgroup analysis of 75 patients who were 70 or older)</p> <p>Intervention: D1: SER: 50-100 mg/d D2: FLUOX: 20-40 mg/d</p>	<p>Inclusion criteria:</p> <ul style="list-style-type: none"> • Minimum HAM-D score of 18 • Age ≥ 60 overall; ≥ 70 for subgroup analysis <p>Exclusion criteria:</p> <ul style="list-style-type: none"> • Concomitant psychotherapeutic or psychotropic medications • Additional mental illnesses or organic mental disorder • Illicit drug and alcohol abuse • Clinically sig medical disease • Suicidal tendencies • Failure to respond to either ECT or adequate antidepressant trials 	<p>Overall/Subgroup Mean age (yrs): D1: 68/74 D2: 67/75</p> <p>Sex (% female): D1: 63/57 D2: 51/49</p> <p>Race (% white): D1: 96/95 D2: 100/100</p> <p>Baseline (HAM-A): D1: NR D2: NR</p> <p>Mean HAM-D score at baseline: D1: 25.1/24.2 D2: 25.0/25.4</p>	<p>Overall: No sig diffs in SER and FLUOX on primary efficacy measures</p> <p>Responders: SER: 73% FLUO: 71% <i>P</i> = NR (ns)</p> <p>Remitters: SER: 45% FLUOX: 46% <i>P</i> = NR</p> <p>Sugroup analysis: Sig more responders in SER group (<i>P</i> = 0.027): 58.5% (SER) vs. 42.4% (FLUOX)</p> <p>Psychological Health subscale: SER group improved from 46.0 (9.2) to 51.4 (8.8) and FLUOX group improved from 43.0 (7.0) to 45.3 (9.3). No data given on total Q-LES-Q scores</p>	<p>Overall adverse events: D1: 88/93 D2: 89/94</p> <p>Nausea: D1: 14.7/16.7 D2: 18.6/15.2</p>	<p>Overall attrition rate: 32.2%</p> <p>ITT analysis: Yes</p> <p>Quality rating: Fair</p>

Evidence Table 1. Randomized controlled trials and observational studies (continued)

Study Characteristics	Research Objective, Intervention, Duration, etc	Inclusion/Exclusion Outcome Measures	Population Characteristics	Health Outcome Results	Adverse Events
<p>Author, Year Nierenberg et al, 2007;⁷² Pigott et al, 2007²⁵⁶</p> <p>Country and Setting 36 psychiatric clinical settings in U.S.</p> <p>Funding Eli Lilly</p> <p>Quality rating: Fair</p>	<p>Research objective To compare speed of onset of antidepressant efficacy for DUL and ESC.</p> <p>Drugs, Doses, and Range D1: DUL (40-60 mg 1-2 x daily): 60 mg QD; medium D2: ESC (10-20 mg 1 x daily): 10 mg QD; low D3: PBO</p> <p>Fixed dose Yes</p> <p>Flexible dose No</p> <p>Dosages equivalent No</p> <p>Study design RCT</p> <p>N 547</p> <p>Duration 8 weeks</p> <p>Type of depression MDD</p> <p>Intervention D1: DUL 60 mg QD D2: ESC 10 mg QD D3: PBO</p>	<p>Inclusion criteria:</p> <ul style="list-style-type: none"> Adults (age range): 18-79 Diagnosed with MDD according to DSM-III or -IV MADRS: ≥ 22 CGIS: ≥ 4 <p>Exclusion criteria:</p> <ul style="list-style-type: none"> Pregnant: HCG test at screening Lactating: Concomitant psychotherapeutic or psychotropic medications: central nervous systems activity Additional mental illnesses or organic mental disorder not related to depression (e.g., schizophrenia, bipolar): bipolar, schizo, Axis II disorder Illicit drug and alcohol abuse: within last 6 mos. Clinically significant medical disease ECT within last: year Suicidal tendencies (acute or other): decided by investigator Other: anxiety within last 6 mos. TRD <p>Outcome measures</p> <ul style="list-style-type: none"> HAM-D: 20% decrease from baseline CGI-S or CGI-I: 17% decrease from baseline 	<p>Groups similar at baseline Yes</p> <p>n = D1: 273 D2: 274 D3: 137</p> <p>Mean age, years D1: 41.1 D2: 43.3 D3: 42.5</p> <p>Sex, % female D1: 63.4 D2: 67.9 D3: 63.5</p> <p>Race, % white D1: 75.5 D2: 77.4 D3: 82.5</p> <p>Baseline HAM-A NR</p> <p>Insomnia, % NR</p> <p>Concomitant anergia, % NR</p> <p>Experienced prior depressive episodes, % NR</p>	<p>HAM-D No. of responders: D1: 117 D2: 112 D3: 44</p> <p>No. of remitters: D1: 101 D2: 88 D3: 37</p> <p>Mean score at baseline (SD): D1: 17.6 (4.8) D2: 17.8 (5.1) D3: 17.7 (5.2)</p> <p>Mean score at endpoint (SD): D1: 10.01 D2: 10.58 D3: 11.73</p> <p>Mean score change (SE): D1: -7.61 (0.42) D2: -7.22 (0.40) D3: -5.97 (0.58)</p> <p>MADRS No. of responders: D1: 117 D2: 112 D3: 44</p> <p>Mean score at baseline (SD): D1: 17.6 (4.8) D2: 17.8 (5.1) D3: 17.7 (5.2)</p> <p>Mean score change (SD): D1: -1.44 (SE) D2: -1.36 (SE) D3: -1.08 (SE)</p> <p>CGI-S D1: DUL</p>	<p>Overall adverse events, %: D1: 85.7 D2: 81.0 D3: 78.1</p> <p>Constipation, %: D1: 23 D2: 16 D3: 8</p> <p>Diarrhea, %: D1: 32 D2: 33 D3: 11</p> <p>Dizziness, %: D1: 26 D2: 20 D3: 7</p> <p>Headache, %: D1: 53 D2: 55 D3: 20</p> <p>Insomnia, %: D1: 22 D2: 21 D3: 9</p> <p>Nausea, %: D1: 65 D2: 33 D3: 12</p> <p>Vomiting, %: D1: 20 D2: 6 D3: 1</p> <p>Attrition Overall attrition, %: 27.9</p> <p>Attrition rate, %: D1: 31</p>

Evidence Table 1. Randomized controlled trials and observational studies (continued)

Study Characteristics	Research Objective, Intervention, Duration, etc	Inclusion/Exclusion Outcome Measures	Population Characteristics	Health Outcome Results	Adverse Events
		<ul style="list-style-type: none"> HAM-A total score 		D2: ESC D3: PBO n at baseline: D1: 273 D2: 274 D3: 137 Mean score at baseline (SD): D1: 4.2 (0.7) D2: 4.2 (0.7) D3: 4.2 (0.7) Mean score at endpoint (SD): D1: 2.76 D2: 2.84 D3: 3.12	D2: 24 D3: 29 Withdrawals due to adverse events, % D1: 7.3 D2: 5.1 D3: 5.8 Withdrawals due to lack of efficacy, % D1: 3.3 D2: 1.5 D3: 5.1 Comments NR
				CGI-I NR	
				CGII No	
				QOL scale NR	
				Another QOL scale NR	
				Is adherence reported? Adherence	
				Rate of adherence or compliance Number of unused capsules was recorded at all post-baseline visits.	
				Additional Results: NR	

Evidence Table 1. Randomized controlled trials and observational studies (continued)

Study Characteristics	Research Objective, Intervention, Duration, etc	Inclusion/Exclusion	Population Characteristics	Health Outcome Results	Adverse Events
<p>Author, Year O'Connor et al. 2010²⁴⁵</p> <p>Country and Setting US, multicenter</p> <p>Funding NIMH</p> <p>Quality rating: Fair</p>	<p>Research objective To evaluate the safety and efficacy of sertraline in patients with depression and HF.</p> <p>Drugs, Doses, and Range D1: SER 50-200 mg/d D2: PBO</p> <p>Flexible dose Dosages equivalent N/A</p> <p>Study design RCT</p> <p>Duration 12 weeks</p> <p>Type of depression MDD</p>	<p>Inclusion criteria:</p> <ul style="list-style-type: none"> • 45 years of age or older • left ventricular ejection fraction ≤45% (within previous 6 months) • NYHA functional class II to IV HF symptoms • Met DSM-IV criteria for MDD <p>Exclusion criteria:</p> <ul style="list-style-type: none"> • significant cognitive impairment, alcohol or drug dependence within year; • psychoses, bipolar disorder, severe personality disorder,; • active suicidal ideation; • life-threatening comorbidity (estimated 50% mortality within 1 year) • Current use of antipsychotic or antidepressant medication 	<p>Groups similar at baseline - Yes</p> <p>n = D1: 234 D2: 235</p> <p>Mean age, years D1: 62.9 D2: 61.4</p> <p>Sex, % female D1: 43.2 D2: 37.9</p> <p>Race, % white D1: 56.0 D2: 57.9</p> <p>Baseline HAM-A NR</p> <p>Insomnia, % NR</p> <p>Concomitant anergia, % NR</p> <p>Experienced prior depressive episodes, %</p>	<p>HAM-D Mean score at baseline (SD): D1: 18.3 (5.5) D2: 18.3 (5.4)</p> <p>Mean score change (SD): D1: -7.1 (0.5) D2: -6.8 (0.5) <i>P</i> = 0.89</p> <p>Is adherence reported? NR</p> <p>Rate of adherence or compliance NR</p> <p>Composite cardiovascular score worsened, improved, or was unchanged (%): D1: 29.9, 40.6%, 29.5%, D2: 31.1, 43.8, 25.1 <i>P</i> = 0.78</p>	<p>Attrition Overall attrition, %: 38</p> <p>Attrition rate, %: D1: 41 D2: 35</p> <p>Withdrawals due to adverse events, % D1: 11.5 D2: 6 <i>P</i> = 0.03</p> <p>Withdrawals due to lack of efficacy, % NR</p> <p>Dizziness, %: D1: 9.8 D2: 4.9 <i>P</i> = NR</p> <p>Nausea, %: D1: 21.9 D2: 2.4 <i>P</i> = NR</p> <p>Serious AEs: Cardiovascular: D1: 3.56 D2: 37.1 <i>P</i> = 0.79</p>

Evidence Table 1. Randomized controlled trials and observational studies (continued)

Study Characteristics	Research Objective, Intervention, Duration, etc	Inclusion/Exclusion Outcome Measures	Population Characteristics	Health Outcome Results	Adverse Events
<p>Author, Year Olfson and Marcus, 2008²¹³</p> <p>Country and Setting United States, (data provided for all 50 states by Centers for Medicare and Medicaid Services, Baltimore, Md.)</p> <p>Funding Grants from NARSAD, American Foundation for Suicide Prevention, and Agency for Healthcare Research and Quality</p> <p>Quality rating: Fair</p>	<p>Research objective To estimate relative risk of suicide attempts in child and adult outpatients initiating antidepressants for major depressive episodes compared to those not treated with antidepressant (includes SSRIs but not all antidepressants described or differentiated).</p> <p>Drugs, Doses, and Range NR</p> <p>Fixed dose NR</p> <p>Flexible dose NR</p> <p>Dosages equivalent No</p> <p>Study design Observational</p> <p>Duration Over a 2-year period, with suicide cases measured within first 120 days after index diagnosis</p> <p>Type of depression MDE</p> <p>Intervention Depressed Adults with suicide attempts</p>	<p>Inclusion criteria:</p> <ul style="list-style-type: none"> Adults (age range): *included 6-64, but performed a separate analyses on patients 19 to 64 years Patients who had a first outpatient treatment claim for a major depressive episode (first listed ICD-9-CM: 296.2, 296.3, OR 296.5) during study period and were continuously eligible for Medicaid services for at least 90 days before and 120 days after index claim. <p>Exclusion criteria:</p> <ul style="list-style-type: none"> Pregnant Claim for pregnancy during 90 days prior to index diagnosis date Lactating Concomitant psychotherapeutic or psychotropic medications Antipsychotic medication Additional mental illnesses or organic mental disorder not related to depression (e.g., schizophrenia, bipolar): Other psychoses, mental retardation, or dementia/delirium during 90 days prior to index diagnosis date 	<p>Groups similar at baseline NA</p> <p>n = D1: 185</p> <p>Mean age, years D1: 31.6</p> <p>Sex, % female D1: 68.3</p> <p>Race, % white D1: 78.9</p> <p>Baseline HAM-A NR</p> <p>Insomnia, % NR</p> <p>Concomitant anergia, % NR</p> <p>Experienced prior depressive episodes, % D1: 100*</p> <p>Comments:</p> <ul style="list-style-type: none"> Adult age range, 19 to 64 years At their index diagnosis date, a majority of adult suicide attempt cases were diagnosed with single or recurrent episodes of major depression and with moderate or severe without psychosis symptom severity Results reported based on type of major depressive episode, subtype Major depression, 	<p>HAM-D NR</p> <p>MADRS NR</p> <p>CGI-S NR</p> <p>CGI-I NR</p> <p>CGII No</p> <p>QOL scale NR</p> <p>Another QOL scale NR</p> <p>Is adherence reported? Adherence</p> <p>Rate of adherence or compliance Withdrawal due to protocol violation was reported. Based on number of patients in safety population (N: 1051) and number of withdrawals due to protocol violation, compliance was 98.6%.</p> <p>Additional Results: NR</p>	<p>Attrition Overall attrition, %: NR</p> <p>Attrition rate, %: NR</p> <p>Withdrawals due to adverse events, % NR</p> <p>Withdrawals due to lack of efficacy, % NR</p> <p>Comments NR</p>

Evidence Table 1. Randomized controlled trials and observational studies (continued)

Study Characteristics	Research Objective, Intervention, Duration, etc	Inclusion/Exclusion Outcome Measures	Population Characteristics	Health Outcome Results	Adverse Events
		<ul style="list-style-type: none"> • ECT within last: during 90-day period prior to index diagnosis date • Suicidal tendencies (acute or other): received treatment for a suicide attempt during 90-day period prior to index diagnosis date • Fifth digit of index MDE claim indicating partial (5) or full (6) remission, unspecified illness severity (0), or was absent • Filled a prescription for an antidepressant medication or mood stabilizer • Received any inpatient treatment for a mental disorder during 90-day period prior to index diagnosis date • Patients who had any claim for major depression, single episodes occurring in context of major depression, single episodes (ICD-9-CM 296.2) • Major depression, recurrent episodes (296.3); and bipolar disorder, currently depressed (296.5) or any other mention of bipolar disorder (ICD-9-CM 296.0, 296.1, 296.4, 296.6-296.8) or depression (ICD-9-CM 298.0, 300.4, 309.1, 	<p>single episode (31.4%)</p> <ul style="list-style-type: none"> • Major depression, recurrent (63.2%) • Bipolar disorder, depressed (5.4%). <p>Outpatients/Inpatients Outpatients</p> <p>Baseline mean HAM-A > 25? NR</p> <p>Mean age at baseline Less than 65 years</p> <p>Mean HAM-D at baseline NR</p>		

Evidence Table 1. Randomized controlled trials and observational studies (continued)

Study Characteristics	Research Objective, Intervention, Duration, etc	Inclusion/Exclusion Outcome Measures	Population Characteristics	Health Outcome Results	Adverse Events
		311) during 90 days prior to index diagnosis. Outcome measures <ul style="list-style-type: none"> The outcome variable for study was presence or absence of a suicide attempt, which was defined by ICD-9- CM 950-959 			

Evidence Table 1. Randomized controlled trials and observational studies (continued)

Study Characteristics	Research Objective, Intervention, Duration, etc	Inclusion/Exclusion Outcome Measures	Population Characteristics	Health Outcome Results	Adverse Events
<p>Author, Year Owens et al., 2008⁷³</p> <p>Country and Setting United States, Multicenter (7 clinical research centers)</p> <p>Funding GlaxoSmithKline NIH</p> <p>Quality rating: Fair</p>	<p>Research objective The secondary objective of study was to look at clinical efficacy measures of PAR CR and VEN XR.</p> <p>Drugs, Doses, and Range D1: PAR (CR 12.5-75 mg 1 x daily): week 1: 12.5 mg 1 x daily, low; week 2: 25 mg 1 x daily, medium; week 3: 50 mg 1 x daily, high; week 4: 50 mg 1 x daily, high; week 5: 62.5 mg 1 x daily, high; week 6: 62.5 mg 1 x daily, high; week 7: 75 mg 1 x daily, high; week 8: 75 mg 1 x daily, high D2: VEN XR (75-225 mg 1 x daily): week 1: 75 mg 1 x daily, low; week 2: 150 mg 1 x daily, medium; week 3: 225 mg 1 x daily, medium; week 4: 225 mg 1 x daily, medium; week 5: 300 mg 1 x daily, medium; week 6: 300 mg 1 x daily, medium; week 7: 375 mg 1 x daily, high; week 8: 375 mg 1 x daily, high</p> <p>Fixed dose No</p> <p>Flexible dose No</p> <p>Dosages equivalent No</p> <p>Study design</p>	<p>Inclusion criteria:</p> <ul style="list-style-type: none"> Adults (18 - 65 years of age; Diagnosed with MDD according to DSM-III or -IV: diagnosis made by principle investigator using (MINI)- a structured diagnostic interview for DSM-IV; MADRS <p>Exclusion criteria:</p> <ul style="list-style-type: none"> Concomitant psychotherapeutic or psychotropic medications Illicit drug and alcohol abuse Clinically significant medical disease Suicidal tendencies (acute or other) Clinical predominant axis I disorder other than MDD History of unresponsiveness to either PAR or VEN or exhibited prior hypersensitivity/intolerance to either PAR CR or VEN XR Prior non-response to SSRIs Baseline evaluation that would preclude administration of PAR CR or VEN XR, concurrent psychotherapy <p>Outcome measures</p> <ul style="list-style-type: none"> MADRS: Change from 	<p>Groups similar at baseline NR</p> <p>n = D1: 40 D2: 41</p> <p>Mean age, years NR</p> <p>Sex, % female NR</p> <p>Race, % white NR</p> <p>Baseline HAM-A NR</p> <p>Insomnia, % NR</p> <p>Concomitant anergia, % NR</p> <p>Experienced prior depressive episodes, % NR</p> <p>Comments: The article included overall percent of females in study. On 86 patients randomized, 64% were female subjects. All other demographic and baseline characteristics are available upon request.</p>	<p>HAM-D NR</p> <p>MADRS D1: PAR CR D2: VEN XR</p> <p>n at baseline: D1: 40 D2: 41</p> <p>No. of remitters: D1: 17(46%) D2: 24 (63%) P = 0.17</p> <p>Mean score at endpoint (SD): D1: 11.9 D2: 11.3</p> <p>Mean score change (SE): D1: -16.7 (8.59) D2: -17.3 (8.99 P = 0.784</p> <p>CGI-S D1: PAR CR D2: VEN XR</p> <p>n at baseline: D1: 40 D2: 41</p> <p>Mean score at baseline (SD): D1: 4.4 D2: 4.6</p> <p>Mean score at endpoint (SD): D1: 2.7 D2: 2.6</p> <p>CGI-I D1: PAR D2: VEN</p> <p>CGII</p>	<p>Overall adverse events, %: D1: 4.8 D2: 9.1</p> <p>Attrition Overall attrition, %: 25.60%</p> <p>Attrition rate, %: D1: 23.8 D2: 27.3</p> <p>Withdrawals due to adverse events, % D1: 4.8 D2: 9.1</p> <p>Withdrawals due to lack of efficacy, % NR</p> <p>Comments NR</p>

Evidence Table 1. Randomized controlled trials and observational studies (continued)

Study Characteristics	Research Objective, Intervention, Duration, etc	Inclusion/Exclusion Outcome Measures	Population Characteristics	Health Outcome Results	Adverse Events
	<p>RCT</p> <p>N 86</p> <p>Duration 8 weeks</p> <p>Type of depression MDD</p> <p>Intervention D1: PAR CR D2: VEN XR</p>	<p>baseline in MADRS total score at week 8 LOCF endpoint.</p> <ul style="list-style-type: none"> CGI-S or CGI-I: Proportion of CGI-I responders defined as a score of 1 or 2 on CGI-S 		<p>Yes</p> <p>Intervention: D1: PAR D2: VEN</p> <p>n at baseline: D1: 40 D2: 41</p> <p>Mean score at endpoint (SD): N/A</p> <p>The study examined percent off CGI-I response rates (LOCF). study found that CGI-I response rate was 78.9% for VEN and 67.5% for PAR.</p> <p>QOL scale NR</p> <p>Another QOL scale NR</p> <p>Is adherence reported? NR</p> <p>Rate of adherence or compliance NR</p> <p>Additional Results: NR</p>	

Evidence Table 1. Randomized controlled trials and observational studies (continued)

Study Characteristics	Research Objective Duration Study Design	Inclusion/Exclusion	Baseline Characteristics	Health Outcome Results	Adverse Events (%)	Analysis and Quality Rating
<p>Author: Patris et al., 1996⁷⁴</p> <p>Country and setting: France Multicenter (general practices)</p> <p>Funding: NR</p>	<p>Research objective: To compare CIT with FLUOX treatment in patients with unipolar major depression treated in general practice</p> <p>Duration of study: 8 wks</p> <p>Study design: RCT</p> <p>Overall study N: 357</p> <p>Intervention: D1: CIT: 20 mg/d D2: FLUOX: 20 mg/d</p>	<p>Inclusion criteria:</p> <ul style="list-style-type: none"> Adults 18 to 73 Diagnosed with MDD according to DSM-III or -IV MADRS at least 22 <p>Exclusion criteria:</p> <ul style="list-style-type: none"> Pregnant Lactating Concomitant psychotherapeutic or psychotropic medications Additional mental illnesses or organic mental disorder Illicit drug and alcohol abuse Clinically sig medical disease Suicidal tendencies Dysthymia or cyclothmia MAOI treatment within last 2 wks 	<p>Mean age (yrs): D1: 44 D2: 43</p> <p>Sex (% female): D1: 79 D2: 76</p> <p>Race (% white): NR</p> <p>Baseline (HAM-A): NR</p> <p>Mean HAM-D score at baseline: NR</p>	<p>No diff in mean MADRS at endpoint or in mean change from baseline; mean change: D1: -20.7 D2: -19.4</p> <p>Responders (reduction in score from baseline > 50%) at endpoint: D1: 78% D2: 76%</p> <p>Remitters (MADRS ≤ 12) at endpoint: D1: 75% D2: 86% (<i>P</i> = 0.26)</p>	<p>Overall adverse events: D1: 50 D2: 52</p> <p>Changes in weight (decrease): D1: 3.5 D2: 8.2</p> <p>Constipation: D1: 1.2 D2: 3.3</p> <p>Diarrhea: D1: 3.5 D2: 0</p> <p>Headache: D1: 3.5 D2: 3.8</p> <p>Insomnia: D1: 4.6 D2: 5.4</p> <p>Nausea: D1: 9.8 D2: 7.6</p>	<p>Overall attrition rate: 12.6%</p> <p>ITT analysis: No</p> <p>Quality rating: Fair</p>

Evidence Table 1. Randomized controlled trials and observational studies (continued)

Study Characteristics	Research Objective, Intervention, Duration, etc	Inclusion/Exclusion Outcome Measures	Population Characteristics	Health Outcome Results	Adverse Events
<p>Author, Year Perahia et al., 2006⁷⁵</p> <p>Country and Setting Multinational, outpatient setting</p> <p>Funding Eli Lilly and Company; Boehringer Ingelheim</p> <p>Quality rating: Fair Although article stated that subjects were randomized, randomization process was not described. Therefore, it was not clear if subjects were adequately randomized. Also, method of allocation concealment was not reported; therefore, it could not be determined if allocation concealment was adequate.</p>	<p>Research objective To assess for efficacy and safety of DUL doses of 80 and 120 mg/day in treatment of MDD.</p> <p>Drugs, Doses, and Range D1: DUL: 40 mg 2 x daily D2: DUL: 60 mg 2 x daily D3: PAR: 20 mg 1 x daily D4: PBO</p> <p>Fixed dose Yes</p> <p>Flexible dose No</p> <p>Dosages equivalent No</p> <p>Study design RCT</p> <p>N 293</p> <p>Duration 32 weeks</p> <p>Type of depression MDD</p>	<p>Inclusion criteria:</p> <ul style="list-style-type: none"> Adults (age range): at least 18 years Diagnosed with MDD according to DSM-III or -IV HAM-D: HAM-D total score greater than or equal to 15 CGIS: greater than or equal to 4 <p>Exclusion criteria:</p> <ul style="list-style-type: none"> Additional mental illnesses or organic mental disorder not related to depression (e.g., schizophrenia, bipolar) Illicit drug and alcohol abuse Clinically significant medical disease: cardiovascular, hepatic, renal, respiratory, hematological, endocrine, or neurological disease, or clinically significant laboratory abnormality Investigational drug use within last Suicidal tendencies (acute or other) Lack of response to at least two adequate courses of antidepressant therapy (at least 4 weeks' duration) within therapeutic dose range during their current 	<p>Groups similar at baseline Yes</p> <p>n = D1: 99 D2: 93 D3: 103 D4: 97</p> <p>Mean age, years D1: 44.7 (10.1) D2: 46.5 (12.7) D3: 44.0 (10.8) D4: 45.8 (10.6)</p> <p>Sex, % female D1: 65.7 D2: 66.7 D3: 74.8 D4: 71.1</p> <p>Race, % white 100</p> <p>Baseline HAM-A D1: 18.8 (4.4) D2: 19.3 (4.9) D3: 19.5 (5.7) D4: 19.9 (5.1)</p> <p>Insomnia, % NR</p> <p>Concomitant anergia, % NR</p> <p>Experienced prior depressive episodes, % NR</p>	<p>HAM-D</p> <p>No. of responders: D1: 55 D2: 64 D3: 76 D4: 65</p> <p>No. of remitters: D1: 33 D2: 41 D3: 41 D4: 42</p> <p>Mean score at baseline (SD): D1: 20.6 (3.7) D2: 21.3 (3.0) D3: 21.4 (4.4) D4: 21.0 (3.4)</p> <p>Mean score at endpoint (SD): D1: 9.8 D2: 9.2 D3: 9 D4: 9.1</p> <p>Mean score change (SD): D1: -10.8 (0.5) D2: -12.1 (0.5) D3: -12.4 (0.5) D4: -11.9 (0.5)</p> <p>Number of responders and number of remitters calculated using given estimated probability of response (MMRM analysis) and estimated probability of remission for each treatment group. mean change in HAM-D total (SD) during continuation phase for</p>	<p>Overall adverse events, %: D1: 14.1 D2: 21.5 D3: 35.0 D4: 30.9</p> <p>Constipation, %: D1: 5.1 D2: 4.3 D3: 3.9 D4: 2.1</p> <p>Headache, %: D1: 6.1 D2: 2.2 D3: 4.9 D4: 5.2</p> <p>Insomnia, %: D1: 0.0 D2: 3.2 D3: 5.8 D4: 6.2</p> <p>Nausea, %: D1: 1.0 D2: 6.5 D3: 8.7 D4: 6.2</p> <p>Vomiting, %: D1: 0.0 D2: 1.1 D3: 2.9 D4: 2.1</p> <p>Attrition Overall attrition, %: 11 % rate of attrition based on acute therapy phase. rate of attrition for continuation phase was 17%.</p> <p>Attrition rate, %: D1: 9</p>

Evidence Table 1. Randomized controlled trials and observational studies (continued)

Study Characteristics	Research Objective, Intervention, Duration, etc	Inclusion/Exclusion Outcome Measures	Population Characteristics	Health Outcome Results	Adverse Events
		MDD episode.		each treatment group was as follows: D1: -2.3 (5.1) D2: -3.3 (3.9) D3: -2.5 (4.7) D4: -3.6 (4.3).	D2: 11 D3: 13 D4: 11
		<p>Outcome measures</p> <ul style="list-style-type: none"> HAM-D: mean change from baseline in HAM-D 17 total score after 8 weeks of treatment MADRS CGI-S PGI scale SDS VAS) for pain SSI 		<p>The patiented treated with DUL (both groups) had significantly greater improvement in 17-Item HAM-D total scores at week 8 compared with PBO-treated patients.</p> <p>MADRS D1: PBO D2: DUL 40 mg BID D3: DUL 60 mg BID D4: PAR 20 mg QD</p> <p>No. of responders: D1: 55 D2: 64 D3: 76 D4: 65</p> <p>No. of remitters: D1: 33 D2: 41 D3: 41 D4: 42</p> <p>Mean score at baseline (SD): D1: 20.6 (3.7) D2: 21.3 (3.0) D3: 21.4 (4.4) D4: 21.0 (3.4)</p> <p>Mean score at endpoint (SD): D1: 10.4 D2: 9.2 D3: 8.7 D4: 9.1</p>	<p>Withdrawals due to adverse events, % D1: 1 D2: 2 D3: 2 D4: 1</p> <p>Withdrawals due to lack of efficacy, % D1: 4 D2: 3 D3: 2 D4: 1</p> <p>Comments The attrition rates for continuation phase are as follows: Attrition rate (%) D1: 12.7 D2: 18.3 D3: 23.5 D3: 12.9</p> <p>Withdrawals due to adverse events (%) D1: 1.4 D2: 2.8 D3: 3.7 D4: 0</p> <p>Attrition due to lack of efficacy (%) D1: 1.4 D2: 1.4 D3: 4.9 D4: 2.9.</p>

Evidence Table 1. Randomized controlled trials and observational studies (continued)

Study Characteristics	Research Objective, Intervention, Duration, etc	Inclusion/Exclusion Outcome Measures	Population Characteristics	Health Outcome Results	Adverse Events
				<p>Mean score change (SD): D1: -1.7 (0.1) D2: -2.0 (0.1) D3: -2.0 (0.1) D4: -2.1 (0.1)</p>	
				<p>Patients treated with DUL 60 mg BID showed significantly greater improvement on MADRS scale compared with PBO-treated patients. number of responders and number of remitters were calculated using given estimated probability of response (MMRM analysis) and estimated probability of remission for each treatment group. mean change in MADRS (S.D.) during continuation phase for each treatment group was as follows: PBO: -4.0 (5.0), DUL 40 mg BID: -4.0 (4.8), DUL 60 mg BID: -2.5 (5.9), and PAR 20 QD: -3.9 (5.1).</p>	
				<p>CGI-S D1: PBO D2: DUL 40 mg BID D3: DUL 60 mg BID D4: PAR 20 mg QD</p>	
				<p>n at baseline: D1: 99 D2: 93 D3: 103 D4: 97</p>	
				<p>Mean score at baseline (SD): D1: 4.23 (0.67) D2: 4.30 (0.48)</p>	

Evidence Table 1. Randomized controlled trials and observational studies (continued)

Study Characteristics	Research Objective, Intervention, Duration, etc	Inclusion/Exclusion Outcome Measures	Population Characteristics	Health Outcome Results	Adverse Events
				<p>D3: 4.30 (0.65) D4: 4.26 (0.58)</p> <p>Mean score at endpoint (SD): D1: 2.53 D2: 2.3 D3: 2.3 D4: 2.16</p> <p>Patients treated with DUL 60 mg BID had significantly greater improvement on CGI-S scale compared with PBO-treated patients. mean change in CGI-S during continuation phase for each treatment group was as follows: PBO: -0.5 (1.0), DUL 40 mg BID: -0.6 (0.8), DUL 60 mg BID: -0.6 (1.0), and PAR 20 mg QD: -0.6 (0.8).</p> <p>CGI-I NR</p> <p>CGII No</p> <p>QOL scale NR</p> <p>Another QOL scale NR</p> <p>Is adherence reported? NR</p> <p>Rate of adherence or compliance NR</p> <p>Additional Results: Authors also utilized IRSD-F. Reports given were to validate Sex FX</p>	

Evidence Table 1. Randomized controlled trials and observational studies (continued)

Study Characteristics	Research Objective, Intervention, Duration, etc	Inclusion/Exclusion Outcome Measures	Population Characteristics	Health Outcome Results	Adverse Events
				scale by examining correlations between Sex FX total and overall satisfaction scores and IRSD-F total score. A statistically significant negative correlation was found for both men and women between IRSD-F total and Sex FX scores reflecting inverse relation between function on Sex FX and dysfunction on IRSD-F.	

Evidence Table 1. Randomized controlled trials and observational studies (continued)

Study Characteristics	Research Objective, Intervention, Duration, etc.	Inclusion/Exclusion	Population Characteristics	Health Outcome Results	Adverse Events
<p>Author, Year Perahia et al., 2006¹¹⁵; Fava et al., 2006¹¹⁴</p> <p>Country and Setting Multinational (France, Italy, Spain and USA), multicenter</p> <p>Funding Eli Lilly</p> <p>Quality Rating Fair</p>	<p>Research objective DUL vs. PBO in efficacy, safety and tolerability in prevention of relapse of MDD</p> <p>Drugs, Doses, and Range D1: DUL 60 mg/day D2: PBO</p> <p>Study design RCT</p> <p>n 533 in 12 week open label treatment, responders were randomized to DUL (136) or PBO (142) for 26 weeks</p> <p>Duration 26 weeks</p> <p>Type of depression MDD</p>	<p>Inclusion criteria</p> <ul style="list-style-type: none"> Adults (age range): at least 18 yrs old Diagnosed with MDD according to DSM-III or -IV: DSM-IV HAM-D: 18 or more on 17 item CGIS: 4 or more At least 1 other MDE before episode that was being experienced at time of entry <p>Exclusion criteria</p> <ul style="list-style-type: none"> Additional mental illnesses or organic mental disorder not related to depression (e.g., schizophrenia, bipolar) Current and primary Axis I disorder other than MDD Anxiety disorder as a primary diagnosis within 1 year of entry to study Treatment-resistant depression Clinically significant medical disease Suicidal tendencies (acute or other) Serious suicidal risk <p>Note: patients that reacted poorly to 60 mg of DUL could have their dosage reduced for first 2 weeks</p>	<p>Groups similar at baseline Yes</p> <p>n = Acute phase DUL: 533 D1: 136 D2: 142</p> <p>Mean age, years Acute phase DUL: 43.4 D1: 45.7 D2: 44.8</p> <p>Sex, % female Acute phase DUL: 71.9 D1: 67.6 D2: 77.5</p> <p>Race, % white Acute phase DUL: 89.9 D1: 94.1 D2: 93.0</p> <p>Baseline HAM-A Overall</p> <p>Insomnia, %: NR</p> <p>Concomitant anergia, % NR</p> <p>Experienced prior depressive episodes, % NR</p> <p>Comments: NR</p> <p>Outpatients/Inpatients Outpatients</p> <p>Baseline mean HAM-A > 25? No</p>	<p>HAM-D Responders, n: Acute phase DUL: 347</p> <p>Remitters, n: Acute phase DUL: 270</p> <p>Mean score at baseline (SD): D1: 4.9 (2.44) D2: 4.6 (2.44) Acute phase DUL: 23.7 (3.6)</p> <p>Mean score at endpoint (SD): D1: 2.92 D2: 7.82</p> <p>Mean score change (SD): Relapse per protocol D1: 23 D2: 39, $P < = 0.05$ Per investigator D1: 29 D2: 59, $P < = 0.001$</p> <p>MADRS NR</p> <p>CGI-S Mean score at baseline (SD): D1: 1.4 (0.48) D2: 1.4 (0.48)</p> <p>Mean score at endpoint (SD): D1: 0.57 D2: 1.47</p> <p>CGI-I NR</p> <p>QOL scale NR</p>	<p>Overall rate of attrition, % 25.2% discontinued (not counting relaps group that switched treatments-31.3% switched to rescue DUL)</p> <p>Attrition rate, % D1: 24.3 D2: 26.1</p> <p>Withdrawals due to adverse events, % D1: 3.7 D2: 3.5</p> <p>Attrition due to lack of efficacy, % D1: 0.7 D2: 2.1</p> <p>Lack of efficacy is patient reported, as opposed to relapse group that entered rescue</p> <p>Overall adverse events, %: NR</p> <p>Cardiovascular, %: Acute phase DUL: 0- there were no clinically significant changes in BP or heart rate</p> <p>Headache, %: Acute: 20</p> <p>Insomnia, %: Acute phase DUL: 11</p> <p>Nausea, %: Acute: 36</p> <p>Vomiting, %: NR</p>

Evidence Table 1. Randomized controlled trials and observational studies (continued)

Study Characteristics	Research Objective, Intervention, Duration, etc.	Inclusion/Exclusion	Population Characteristics	Health Outcome Results	Adverse Events
			Mean age at baseline Less than 65 years	Adherence NR	Sexual dysfunction, %: NR
			Mean HAM-D at baseline Greater than 17 (moderate to severe)		Somnolence (fatigue), %: Acute: 14
					Suicidality, %: Acute phase DUL: 1 person at 16 days
					Sweating-increased, %: Acute phase DUL: NR

Evidence Table 1. Randomized controlled trials and observational studies (continued)

Study Characteristics	Research Objective, Intervention, Duration, etc.	Inclusion/Exclusion	Population Characteristics	Health Outcome Results	Adverse Events
<p>Author, Year Perahia et al., 2009¹⁴¹</p> <p>Country and Setting Multinational, multicenter</p> <p>Funding Eli Lilly and Company, Boehringer Ingelheim GmbH</p> <p>Quality Rating Fair</p>	<p>Research objective To assess efficacy of DUL 60-120 mg once daily vs. PBO in prevention of depressive recurrence in outpatients with recurrent major depressive disorder</p> <p>Drugs, Doses, and Range D1: DUL 60 mg-120 mg (medium-high dose) D2: PBO</p> <p>Study design RCT</p> <p>n 288</p> <p>Duration 52 weeks</p> <p>Type of depression Recurrent MDDr</p>	<p>Inclusion criteria</p> <ul style="list-style-type: none"> Adults (age range): 18 years old and over Diagnosed with MDD according to DSM-III or -IV: Diagnosis confirmed via MINI, more than 3 episodes of depression within past 5 years and achieved remission between 3 episodes; Stable and off antidepressants at least 2 months prior to onset of presenting episode HAM-D: 18 or greater CGIS: 4 or greater Met response criteria during 10 week open label acute treatment phase and 24 week open label continuation phase of DUL treatment (60-120 mg/day), which included HAM-D ≤ 9, CGI-S ≤ 2, and did not meet MDD criteria as assessed by MINI <p>Exclusion criteria</p> <ul style="list-style-type: none"> Pregnant Lactating Concomitant psychotherapeutic or psychotropic medications Additional mental illnesses or organic mental disorder not related to depression (e.g., schizophrenia, bipolar): bipolar 	<p>Groups similar at baseline Yes</p> <p>n = D1: 142 D2: 146 Overall: 288</p> <p>Mean age, years D1: 48.0 D2: 47.1 Overall: 47.5</p> <p>Sex, % female D1: 74.6 D2: 68.5 Overall: 71.5</p> <p>Race, % white D1: 97.9 D2: 97.9 Overall: 97.9</p> <p>Baseline HAM-A NR</p> <p>Insomnia, %: NR</p> <p>Concomitant anergia, % NR</p> <p>Experienced prior depressive episodes, % D1: 100 D2: 100 Overall: 100</p> <p>Comments:</p> <ul style="list-style-type: none"> Overall <p>Outpatients/Inpatients Outpatients</p> <p>Baseline mean HAM-A > 25?</p>	<p>HAM-D</p> <p>Mean score at baseline (SD): D1: 4.49 (2.51) D2: 4.12 (2.52)</p> <p>Mean score at endpoint (SD): D1: 4.36 (0.57) D2: 1.40 (0.53)</p> <p>Mean score change (SD): NR</p> <ul style="list-style-type: none"> Open label acute treatment phase baseline: 23.07 (3.57) Open label continuation treatment phase baseline: 6.65 (2.06) <p>MADRS NR</p> <p>Mean score at baseline (SD): D1: 1.46 (0.50) D2: 1.49 (0.52)</p> <p>Mean score at endpoint (SD): D1: 2.34 (0.11) D2: 1.72 (0.11)</p> <p>Mean score change (SD):</p> <ul style="list-style-type: none"> Open label acute treatment phase baseline: 4.49 (0.60) Open label continuation treatment phase baseline: 1.83 (0.39) <p>CGI-S</p> <p>Mean score at endpoint (SD): D1: 0.84 (0.10)</p>	<p>Overall rate of attrition, % 21.5</p> <p>Intervention D1: PBO D2: DUL</p> <p>Attrition rate, % D1: 18.3 D2: 24.7</p> <p>Withdrawals due to adverse events, % D1: 2.1 D2: 4.1</p> <p>Attrition due to lack of efficacy, % D1: 30.3 D2: 9.6</p> <p>Overall adverse events, %: D1: 62.7 D2: 61.0</p> <p>Weight gain, %: D1: 7.0 D2: 10.3</p> <p>Dizziness, %: D1: 6.3 D2: 3.4</p> <p>Headache, %: D1: 7.7 D2: 8.9</p> <p>Hepatotoxicity, %: D1: high bilirubin level: 7.7 D2: 8.9</p> <p>Insomnia, %: D1: 6.3 D2: 4.8</p> <p>Somnolence (fatigue), %:</p>

Evidence Table 1. Randomized controlled trials and observational studies (continued)

Study Characteristics	Research Objective, Intervention, Duration, etc.	Inclusion/Exclusion	Population Characteristics	Health Outcome Results	Adverse Events
		<p>disorder, schizophrenia, psychotic disorders</p> <ul style="list-style-type: none"> • Illicit drug and alcohol abuse: excludes nicotine and caffeine; includes benzodiazepines • Clinically significant medical disease: serious medical illness likely to require hospitalization and/or use of prohibited drugs • Investigational drug use within last: prior treatment history with DUL • Suicidal tendencies (acute or other) • Dysthymia • Any anxiety disorder as a primary diagnosis within past year • An Axis II disorder that would interfere with compliance • Taking any excluded medications (includes centrally acting medications such as antidepressants and antipsychotics) within 7 days prior to visit 2 • Treatment with a MAO inhibitor within 14 days prior to study onset • Treatment with FLUOX within 30 days prior to study onset 	<p>NR</p> <p>Mean age at baseline Less than 65 years</p> <p>Mean HAM-D at baseline Greater than 17 (moderate to severe)</p>	<p>D2: 0.24 (0.10)</p> <p>QOL scale SF-36 mental component and physical component scale</p> <p>Mean score at baseline (SD): NR</p> <p>Mean score at endpoint (SD): NR</p> <p>Mean summary score change (SD): Mental: D1: -5.74 (1.20) D2: -1.11 (1.11)</p> <p>Physical: D1: 0.33 (0.76) D2: -0.45 (0.70)</p> <ul style="list-style-type: none"> • SDS global functioning • PGI-I • SQ-SS • VAS for pain <p>Adherence NR</p> <p>Recurrence</p> <ul style="list-style-type: none"> • Recurrence rate at any time (PBO vs. DUL): 33.1% vs. 14.4% ($P < 0.001$) • Rate of loss of response at any time: 46.5% vs. 30.1% ($P = 0.003$) • Remission at end-point: 56.3% vs. 68.3% ($P = 0.025$) 	<p>D1: 2.8 D2: 5.5</p> <p>Suicidality, %: D1: 0 D2: 0</p>
		<p>Abstracted data from double blind maintenance phase of study although study contains data from</p>			

Evidence Table 1. Randomized controlled trials and observational studies (continued)

Study Characteristics	Research Objective, Intervention, Duration, etc.	Inclusion/Exclusion	Population Characteristics	Health Outcome Results	Adverse Events
		open label acute and continuation phases Note that answer to question 33 refers to HAMD-17 score at beginning of open-label acute phase.			

Evidence Table 1. Randomized controlled trials and observational studies (continued)

Study Characteristics	Research Objective Duration Study Design	Inclusion/Exclusion	Baseline Characteristics	Health Outcome Results	Adverse Events (%)	Analysis and Quality Rating
<p>Author: Perry et al., 1989⁷⁶</p> <p>Country and setting: United States</p> <p>Funding: NR</p>	<p>Research objective: To compare clinical efficacy of FLUOX and TRA in patients with major depression</p> <p>Duration of study: 6 wks</p> <p>Study design: RCT</p> <p>Overall study N: 40</p> <p>Intervention: D1: FLUOX: 20-60 mg/d D2: TRA: 50-400 mg/d</p>	<p>Inclusion criteria:</p> <ul style="list-style-type: none"> • Adults 18 or older • Diagnosed with MDD according to DSM-III or -IV • Minimum HAM-D score of 20 • Duration of illness ≥ 1 mo • Outpatient • Unipolar <p>Exclusion criteria:</p> <ul style="list-style-type: none"> • Pregnant • Lactating • Concomitant psychotherapeutic or psychotropic medications • Additional mental illnesses or organic mental disorder • Clinically sig medical disease • Investigational drug use within last 4 wks • Suicidal tendencies • Hypertensive patient using guanethidine, reserpine, clonidine, or methyl dopa 	<p>Mean age (yrs): D1: 42 D2: 39</p> <p>Sex, male:female ratio D1: 9:12 D2: 10:9</p> <p>Race (% white): NR</p> <p>Baseline (HAM-A): NR</p> <p>Mean HAM-D score at baseline (SD): D1: 23.2 (2.8) D2: 23.6 (3.0)</p>	<p>At endpoint no sig diffs in health outcomes between FLUOX and TRA</p>	<p>Overall adverse events: Reported 2+ events, % D1: 43 D2: 37</p> <p>Cardiovascular adverse events: D1: 0 D2: 11</p> <p>Diarrhea: D1: 14 D2: 0</p> <p>Dizziness: D1: 14 D2: 21</p> <p>Headache: D1: 29 D2: 26</p> <p>Nausea: D1: 24 D2: 26</p> <p>Somnolence (fatigue): D1: 19 D2: 37</p>	<p>Overall attrition rate: 20%</p> <p>ITT analysis: Yes</p> <p>Quality rating: Fair</p>

Evidence Table 1. Randomized controlled trials and observational studies (continued)

Study Characteristics	Research Objective Duration Study Design	Inclusion/Exclusion	Baseline Characteristics	Health Outcome Results	Adverse Events (%)	Analysis and Quality Rating
<p>Author: Petrakis et al., 1998²⁴⁶</p> <p>Country and setting: US Teaching hospital</p> <p>Funding: National Institute on Drug Abuse</p>	<p>Research objective: To evaluate efficacy of FLUOX in treating depression in methadone-maintained opioid addicts</p> <p>Duration of study: 3 mos</p> <p>Study design: RCT</p> <p>Overall study N: 44</p> <p>Intervention: D1: FLUOX: 20-60 mg/d D2: PBO</p>	<p>Inclusion criteria:</p> <ul style="list-style-type: none"> • Adults 18 or older • Diagnosed with MDD according to DSM-III or -IV • Minimum HAM-D score of 14 • Methadone-maintained opioid addiction • > 8 on BDI; medically healthy <p>Exclusion criteria:</p> <ul style="list-style-type: none"> • Additional mental illnesses or organic mental disorder 	<p>Mean age (yrs): D1: 35.4 D2: 33.3</p> <p>Sex (% female): D1: 39.1 D2: 33.3</p> <p>Race (% white): D1: 91.3 D2: 85.7</p> <p>Baseline (HAM-A): NR</p> <p>Baseline HAM-D: D1: 14 (4.9) D2: 14.9 (5.8)</p>	<p>In entire sample, BDI and HAM-D scores decreased sig in both groups (Z score = 2.37; $P = 0.01$; Z score = 5.85, $P < 0.01$); no sig diffs between PBO and FLUOX treated patients. Among subjects with major depression (n = 31), there were no sig diffs in rate of change of depressive symptoms by treatment group over time</p> <p>Concomitant heroin use and ASI scores decreased sig for both groups (z = 2.92, $P < 0.01$; z = 2.66, $P < 0.01$); no sig diff between groups</p>	NR	<p>Overall attrition rate: 15.9%</p> <p>ITT Analysis No</p> <p>Quality rating: Fair</p>

Evidence Table 1. Randomized controlled trials and observational studies (continued)

Study Characteristics	Research Objective	Duration	Inclusion/Exclusion	Baseline Characteristics	Health Outcomes Results	Adverse Events	Analysis Quality Rating
<p>Author: Philip et al., 2000²¹⁶</p> <p>Country and setting: Australia, Germany; outpatient private practice</p> <p>Funding: Not reported</p>	<p>Research objective: To compare emergent sexual effects of moclobemide and SSRIs during acute and maintenance therapy in routine practice</p> <p>Duration of study: 6 mo</p> <p>Study design: Prospective cohort study</p> <p>Overall study N: 268</p> <p>Intervention: D1: FLUOX: 20-60 mg/d D2: FLUV: 50-300 mg/d D3: PAR: 10-50 mg/d D4: SER: 50-150 mg/d D5: Other: moclobemide 300-1200 mg/d</p>	<p>Inclusion criteria:</p> <ul style="list-style-type: none"> Diagnosed with MDD according to DSM-III or -IV Depressive disorder of at least mild severity On either moclobemide or SSRI (FLUOX, FLUV, PAR, SER) Interested in sexual activity <p>Exclusion criteria:</p> <ul style="list-style-type: none"> No combination therapy 	<p>Mean age (yrs): Overall: 42</p> <p>Sex (% female): Overall: 49.8</p> <p>Race (% white): NR</p> <p>Baseline (HAM-A): NR</p> <p>Baseline HAM-D: NR</p>	<p>Incidence of sexual function impairment was 61.5% (Phys-SFR) with SSRIs. Male erection and ejaculation impaired in 44.3% and 39.3% of SSRI group, respectively. No statistical diff between each SSRI</p> <p>Higher rates in SSRI's vs. moclobemide</p>	NR	<p>Overall attrition rate: 27.2%</p> <p>ITT Analysis N/A- observational study</p> <p>Quality rating: Fair</p>	

Evidence Table 1. Randomized controlled trials and observational studies (continued)

Study Characteristics	Research Objective Duration Study Design	Inclusion/Exclusion	Baseline Characteristics	Health Outcome Results	Adverse Events (%)	Analysis and Quality Rating
<p>Author: Poirier and Boyer, 1999¹⁴²</p> <p>Country and setting: France inpatients and outpatients</p> <p>Funding: Wyeth-Lederle</p>	<p>Research objective: To compare efficacy and safety of PAR and VEN in patients with treatment resistant depression</p> <p>Duration of study: 4 wks</p> <p>Study design: RCT</p> <p>Overall study N: 123</p> <p>Intervention: D1: PAR: 30-40 mg/d D2: VEN: 200-300 mg/d</p>	<p>Inclusion criteria:</p> <ul style="list-style-type: none"> • Diagnosed with MDD according to DSM-III or -IV • Depression duration less than 8 mos • For current episode, history of resistance to 2 previous antidepressant treatments, 2nd of which had to have been prescribed by investigator prior to study • Adults 19 to 60 • HAM-D \geq 18 <p>Exclusion criteria:</p> <ul style="list-style-type: none"> • Pregnant/Lactating • Suicidal tendencies • Illicit drug or alcohol abuse • Concomitant psychotherapeutic or psychotropic medications • ECT • Additional mental illnesses or organic mental disorder not related to depression • VEN or PAR during current episode 	<p>Mean age (yrs): D1: 42.5 D2: 44.1</p> <p>Sex (% female): D1: 73.8 D2: 69.4</p> <p>Race (% white): NR</p> <p>Baseline HAM-A: NR</p> <p>Baseline HAM-D: D1: 24.6 (3.9) D2: 24.5 (4.1)</p>	<p>HAM-D Response: VEN 45% PAR 36% (<i>P</i> = 0.07)</p> <p>HAM-D Remission: VEN 37% PAR 18% (<i>P</i> = 0.02)</p> <p>Mean change in HAM-D: VEN -11.1 (8.5) PAR -10.2 (6.8) (<i>P</i> = 0.55)</p> <p>CGI-I improvement (1 or 2): VEN 73% PAR 84% (<i>P</i> = 0.39)</p>	<p>Overall adverse events: D1: 69 D2: 63</p> <p>Diarrhea: D1: 2.9 D2: 4.2</p> <p>Headache: D1: 6.7 D2: 4.2</p> <p>Insomnia: D1: 4.8 D2: 1.0</p> <p>Nausea: D1: 14.3 D2: 15.6</p> <p>Somnolence (fatigue): D1: 2.9 D2: 9.4</p>	<p>Overall attrition rate: 11.4%</p> <p>ITT Analysis Yes</p> <p>Quality rating: Fair</p>

Evidence Table 1. Randomized controlled trials and observational studies (continued)

Study Characteristics	Research Objective Duration Study Design	Inclusion/Exclusion	Baseline Characteristics	Health Outcome Results	Adverse Events (%)	Analysis and Quality Rating
<p>Author: Rabkin et al., 2004²⁴⁷</p> <p>Country and setting: US Outpatient</p> <p>Funding: Lilly (provided tablets); Pharmacia and Upjohn (provided coded vials) National Institute of Mental Health</p>	<p>Research objective: To determine whether testosterone and FLUOX is superior to PBO for depression, fatigue, or both</p> <p>Duration of study: 8 wks</p> <p>Study design: RCT</p> <p>Overall study N: 123</p> <p>Intervention: D1: FLUOX: 20-60 mg/d D2: PBO Testosterone 200-400 mg biwkly</p>	<p>Inclusion criteria:</p> <ul style="list-style-type: none"> • Adults 18 or older • Diagnosed with MDD according to DSM-III or -IV • HIV seropositive • Dysthymia • Male • Negative PSA • Agreement of primary healthcare provider <p>Exclusion criteria:</p> <ul style="list-style-type: none"> • Additional mental illnesses or organic mental disorder • Illicit drug and alcohol abuse • Investigational drug use within last 5 wks • ECT • Suicidal tendencies • Psychotherapy started in last mo • Use of anabolic steroids • Current/anticipated change in ARV regimen within 4 wks • Unprotected intercourse with partners of unknown or negative HIV status 	<p>Mean age (yrs): D1: 40 D2: 41</p> <p>Sex (% female): D1: 0 D2: 0</p> <p>Race (% white): D1: 21.7 D2: 23.1</p> <p>Baseline (HAM-A): NR</p> <p>Baseline HAM-D: D1: 18.2 (4.5) D2: 16.8 (3.3)</p>	<p>No statistically different outcomes between treatment groups.</p> <p>HAM-D response (52% [FLUOX] vs. 51% [PBO] [<i>P</i> = 0.66]) and remission (50% [FLUOX] vs. 51% [PBO] [<i>P</i> = 0.59]) rates</p>	<p>Changes in weight (decrease): D1: 9</p> <p>Diarrhea: D1: 4</p> <p>Headache: D1: 9</p> <p>Insomnia: D1: 4</p> <p>Nausea: D1: 7</p> <p>Sexual dysfunctional (male ejaculation): D1: 6</p> <p>Somnolence (fatigue): D1: 7</p>	<p>Overall attrition rate: 26.8%</p> <p>ITT Analysis Yes</p> <p>Quality rating: Fair</p>

Evidence Table 1. Randomized controlled trials and observational studies (continued)

Study Characteristics	Research Objective Duration Study Design	Inclusion/Exclusion	Baseline Characteristics	Health Outcomes Results	Adverse Events (%)	Analysis Quality Rating
<p>Author: Rapaport et al., 1996⁷⁷</p> <p>Country and setting: United States, multicenter</p> <p>Funding: Solvay Pharmaceuticals, Inc.; Upjohn Company</p>	<p>Research objective: To compare efficacy, safety, and tolerance of FLUV and FLUOX in a depressed outpatient population</p> <p>Duration of study: 7 wks</p> <p>Study design: RCT</p> <p>Overall study N: 100</p> <p>Intervention: D1: FLUV: 100-150 mg; endpoint mean = 101.85 (25.22) D2: FLUOX: 20-80 mg; endpoint mean = 34.17 (18.84)</p>	<p>Inclusion criteria:</p> <ul style="list-style-type: none"> • Adults 18 to 65 • Diagnosed with MDD according to DSM-III or -IV • Minimum HAM-D score of 20 • Minimum score of 2 on depressed mood item at screening and baseline visits (HAM-D) <p>Exclusion criteria:</p> <ul style="list-style-type: none"> • Pregnant • Lactating • Concomitant psychotherapeutic or psychotropic medications • Additional mental illnesses or organic mental disorder not related to depression • Illicit drug and alcohol abuse • Clinically sig medical disease • Suicidal tendencies • Previous treatment with FLUOX or FLUV • History of seizure disorder 	<p>Mean age (yrs): D1: 40.0 D2: 38.6</p> <p>Sex (% female): D1: 62 D2: 63.2</p> <p>Race (% white): D1: 92.2 D2: 98</p> <p>Baseline (HAM-A): D1: 16.0 D2: 16.2</p> <p>Baseline HAM-D: D1: 25.2 D2: 25.6</p>	<p>No statistically sig diffs observed between 2 groups on any efficacy parameter</p> <p>Medications were well tolerated, with only 2 patients in each group terminated because of side effects. FLUV was associated with less nausea than FLUOX</p>	<p>Headache: D1: 50 D2: 53</p> <p>Insomnia: D1: 36 D2: 28</p> <p>Nausea: D1: NR D2: 42.5 <i>P</i> = 0.030</p> <p>Suicidality: D1: 2 D2: 2</p> <p>Vomiting D1: 4 D2: 13</p>	<p>Overall attrition rate: 16%</p> <p>ITT Analysis Yes</p> <p>Quality rating: Fair</p>

Evidence Table 1. Randomized controlled trials and observational studies (continued)

Study Characteristics	Research Objective Duration Study Design	Inclusion/Exclusion	Baseline Characteristics	Health Outcome Results	Adverse Events (%)	Analysis and Quality Rating
<p>Author: Rapaport et al., 2003⁷⁸</p> <p>Country and setting: US and Canada Multicenter (31)</p> <p>Funding: GlaxoSmithKline</p>	<p>Research objective: Efficacy and safety of PAR CR and IR vs. PBO in late life depression</p> <p>Duration of study: 12 wks</p> <p>Study design: RCT</p> <p>Overall study N: 310</p> <p>Intervention: D1: PAR CR 12.5-50 D2: PAR IR 10-40 mg/d D3: PBO</p>	<p>Inclusion criteria:</p> <ul style="list-style-type: none"> Adults > 59 yrs Diagnosed with MDD according to DSM-III or -IV Minimum HAM-D score of 18 <p>Exclusion criteria:</p> <ul style="list-style-type: none"> Concomitant psychotherapeutic or psychotropic medications Additional mental illnesses or organic mental disorder ECT within last 3 mos Suicidal tendencies History of brief depressive episodes with spontaneous remission Neurological disorders contributing to secondary depression Dementia MMSE ≤ 24 	<p>Mean age (yrs): D1: 70.4 D2: 70.1 D3: 69.4</p> <p>Sex (% female): D1: 48.1 D2: 56.6 D3: 63.3</p> <p>Race (% white): D1: 96.2 D2: 95.3 D3: 94.5</p> <p>Baseline (HAM-A): NR</p> <p>Baseline HAM-D: D1: 22.1(3.45) D2: 22.3(3.15) D3: 22.1(3.0)</p>	<p>PAR CR and IR were more effective than PBO, with mean +/- SD endpoint HAM-D total scores of 10.0 +/- 7.41 (<i>P</i> = 0.007) and 10.0 +/- 7.10 (<i>P</i> = 0.003), respectively, compared with 12.6 +/- 7.34 for PBO. Response (a score of 1 or 2 on CGI-I scale) was achieved by 72% of PAR CR patients (<i>P</i> < 0.002 vs. PBO), 65% of PAR IR patients (<i>P</i> = 0.06 vs. PBO), and 52% of PBO patients. Remission, defined as HAM-D total score ≤ 7, was achieved by 43% of PAR CR patients (<i>P</i> = 0.009 vs. PBO), 44% of PAR IR patients (<i>P</i> = 0.01 vs. PBO), and 26% of PBO patients</p>	<p>Insomnia: D1: 9.6 D2: 14.2 D3: 8.3</p>	<p>Overall attrition rate: 24.4%</p> <p>ITT Analysis Yes</p> <p>Quality rating: Fair</p>

Evidence Table 1. Randomized controlled trials and observational studies (continued)

Study Characteristics	Research Objective Duration Study Design	Inclusion/Exclusion	Baseline Characteristics	Health Outcome Results	Adverse Events (%)	Analysis and Quality Rating
<p>Author: Rapaport et al., 2004¹⁴³</p> <p>Country and setting: United States Multicenters (53 sites)</p> <p>Funding: Forest Labs</p>	<p>Research objective: Evaluation of efficacy and safety of continuation ESC treatment</p> <p>Duration of study: 36 wks</p> <p>Study design: RCT</p> <p>Overall study N: 274</p> <p>Intervention: D1: ESC: 10-20 mg/d D2: PBO</p>	<p>Inclusion criteria:</p> <ul style="list-style-type: none"> Adults 18 to 81 Diagnosed with MDD according to DSM-III or -IV MADRS of 22 or more <p>Exclusion criteria:</p> <ul style="list-style-type: none"> Pregnant Concomitant psychotherapeutic or psychotropic medications Additional mental illnesses or organic mental disorder Suicidal tendencies 	<p>Mean age (yrs): D1: 42.9 D2: 41.8</p> <p>Sex (% female): D1: 60.2 D2: 62.4</p> <p>Race (% white): D1: 86.7 D2: 84.9</p> <p>Baseline HAM-A: NR</p> <p>Baseline HAM-D: D1: 7.7 (4.6) D2: 6.6 (4.6) (<i>P</i> < = 0.05)</p>	<p>Time to depression relapse was sig longer (<i>P</i> = 0.013) and cumulative rate of relapse was sig lower in patients who received ESC (26% ESC vs. 40% PBO; hazard ratio = 0.56; <i>P</i> = 0.01). ESC-treated subjects had sig lower depression ratings than PBO-treated patients</p>	<p>Headache: D1: 8.8 D2: 8.6</p> <p>Insomnia: D1: 5.5 D2: 7.5</p> <p>Nausea: D1: 5.5 D2: 4.3</p>	<p>Overall attrition rate: 55%</p> <p>ITT Analysis Yes</p> <p>Quality rating: Fair</p>

Evidence Table 1. Randomized controlled trials and observational studies (continued)

Study Characteristics	Research Objective, Intervention, Duration, etc	Inclusion/Exclusion Outcome Measures	Population Characteristics	Health Outcome Results	Adverse Events
<p>Author, Year Raskin, 2007;¹⁷¹ Raskin, 2008;¹⁷⁰ Raskin, et al., 2008;²⁵⁷ Wohreich et al., 2009;²⁵¹ Wise et al., 2007²⁵⁸</p> <p>Country and Setting United States; multicenter</p> <p>Funding Eli Lilly and Company, Boehringer Ingelheim Corporation</p> <p>Quality rating: Fair</p>	<p>Research objective To compare time to antidepressant and painful symptom response for DUL vs. PBO in elderly patients with MDD.</p> <p>Drugs, Doses, and Range D1: DUL (40-60 mg 1-2 x daily); 60 mg; medium D2: PBO</p> <p>Fixed dose Yes</p> <p>Flexible dose No</p> <p>Dosages equivalent Yes</p> <p>Study design RCT</p> <p>Duration 8 weeks</p> <p>Type of depression Recurrent MDD</p> <p>Intervention D1: PBO D2: DUL</p>	<p>Inclusion criteria:</p> <ul style="list-style-type: none"> Adults (age range): 65 years old or greater Diagnosed with MDD according to DSM-III or -IV; HAM-D: 18 or greater on visits 1 and 2; MMSE Score of 20 or greater, with or without mild dementia; at least one previous episode of major depression <p>Exclusion criteria:</p> <ul style="list-style-type: none"> Previous diagnosis of psychotic disorder; psychological condition Clinically significant medical disease Current primary Axis I diagnosis other than MDD or mild dementia Moderate to severe dementia Mental retardation <p>Outcome measures</p> <ul style="list-style-type: none"> HAM-D Quality of life scales: VAS overall pain severity GDS 	<p>Groups similar at baseline Yes</p> <p>n = D1: 104 D2: 207 Overall: 311</p> <p>Mean age, years D1: 73.3 D2: 72.6 Overall: NR</p> <p>Sex, % female D1: 57.7 D2: 60.4 Overall: NR</p> <p>Race, % white D1: 78.8 D2: 77.8 Overall: NR</p> <p>Baseline HAM-A NR Overall: NR</p> <p>Insomnia, % NR Overall: NR</p> <p>Concomitant anergia, % NR Overall: NR</p> <p>Experienced prior depressive episodes, % D1: 100 D2: 100 Overall: 100</p> <p>Comments: NR</p>	<p>HAM-D No. of responders: D1: 16 D2: 86 (<i>P</i> >0.001)</p> <p>No. of remitters: D1: 15 D2: 67 (<i>P</i>: 0.009)</p> <p>Mean score at baseline (SD): Screening: D1: 22.0 (3.6) D2: 22.4 (3.8)</p> <p>Pre-randomization: D1: 18.9 (4.5) D2: 18.8 (4.8)</p> <p>Percent of Responders D1: 15.6 D2: 41.9</p> <p>Percent of Remission D1: 15.3 D2: 32.5</p> <p>Used n = 104 for PBO and n = 207 for DUL.</p> <p>PBO referenced DUL hazard ratios for HAM-D-17 response was 2.03 (<i>P</i>: 0.002) and for remission 2.01 (<i>P</i>: 0.006).</p> <p>HAMD response, remission, and total scores - all treatment-by-comorbidity interactions <i>Ps</i>: NS²⁵⁸</p> <p>GDS total scores - all treatment-by-comorbidity interactions <i>Ps</i>: NS²⁵⁸</p> <p>MADRS No. of responders:</p>	<p>Diarrhea, %: D1: 1.9 D2: 8.2</p> <p>Nausea, %: D1: 3.8 D2: 12.6</p> <p>Attrition Overall attrition, %: 22.2</p> <p>Attrition rate, %: D1: 23.1 D2: 21.7</p> <p>Withdrawals due to adverse events, % D1: 9.7 D2: 8.7</p> <p>Withdrawals due to lack of efficacy, % D1: 9.6 D2: 2.9</p> <p>Comments</p> <ul style="list-style-type: none"> Attrition is for discontinuation during acute therapy phase. Discontinuation due to AEs –all treatment-by-comorbidity interactions <i>P</i> = NS²⁵⁹

Evidence Table 1. Randomized controlled trials and observational studies (continued)

Study Characteristics	Research Objective, Intervention, Duration, etc	Inclusion/Exclusion Outcome Measures	Population Characteristics	Health Outcome Results	Adverse Events
				<p>D1: 16 D2: 86 (<i>P</i> >0.001)</p> <p>Mean score at baseline (SD): D1: Screening: 22.0 (3.6); pre-randomization: 18.9 (4.5) D2: 22.4 (3.8); 18.8 (4.8)</p> <p>CGI-S All treatment-by-comorbidity interactions <i>P</i>s: NS²⁵⁸</p> <p>CGI-I NR</p> <p>CGII No</p> <p>QOL scale VAS overall pain severity</p> <p>Mean score at baseline (SD): D1: 33.53 (28.4) D2: 30.10 (25.8)</p> <p>Percent that demonstrated a sig increase in VAS overall pain response- PBO: 32.4%; DUL: 41.9% (<i>P</i>: 0.331). Response defined as a 50% or greater reduction of VAS overall pain.</p> <p>The PBO-referenced DUL hazard ratio for time to 50% reduction in overall pain was 1.75 (<i>P</i>: 0.024) for patient with moderate to severe pain.</p> <p>VAS*Baseline difference by subgroups²⁵⁸</p>	

Evidence Table 1. Randomized controlled trials and observational studies (continued)

Study Characteristics	Research Objective, Intervention, Duration, etc	Inclusion/Exclusion Outcome Measures	Population Characteristics	Health Outcome Results	Adverse Events
				Headache pain - all treatment-by-comorbidity interactions <i>P</i> : NS	
				Shoulder pain - all treatment-by-comorbidity interactions <i>P</i> : NS	
				Overall pain - arthritis (DUL -7.97 vs. PBO 1.29, <i>P</i> : 0.052) vs. no arthritis (DUL -1.27 vs. PBO -6.13, <i>P</i> : 0.241), interaction variable <i>P</i> : 0.037; vascular (DUL 1.81 vs. PBO 11.59, <i>P</i> : 0.059) vs. no vascular (DUL -7.79 vs. PBO -7.13, <i>P</i> : 0.868), interaction variable <i>P</i> : 0.077; all other treatment-by-comorbidity interactions <i>P</i> : NS	
				Interference with daily activities - arthritis (DUL -4.85 vs. PBO 3.52, <i>P</i> : 0.067) vs. no arthritis (DUL -1.53 vs. PBO -6.75, <i>P</i> : 0.198), interaction variable <i>P</i> : 0.057; all other treatment-by-comorbidity interactions <i>P</i> : NS	
				Back pain - arthritis (DUL -8.79 vs. PBO 5.96, <i>P</i> < 0.001) vs. no arthritis (DUL -2.08 vs. PBO -6.64, <i>P</i> : 0.227), interaction variable <i>P</i> : 0.001; all other treatment-by-comorbidity interactions <i>P</i> : NS	
				Time in pain while awake - vascular (DUL -2.05 vs. 10.01, <i>P</i> : 0.048) vs. no	

Evidence Table 1. Randomized controlled trials and observational studies (continued)

Study Characteristics	Research Objective, Intervention, Duration, etc	Inclusion/Exclusion Outcome Measures	Population Characteristics	Health Outcome Results	Adverse Events
				vascular (DUL -8.28 vs. PBO -5.30, <i>P</i> : 0.477) interaction 0.090; all other treatment-by-comorbidity interactions <i>P</i> : NS	
				<p>Another QOL scale SF-36 physical*(Baseline differences) and mental components²⁵⁸ all treatment-by-comorbidity interactions <i>P</i>: NS</p>	
				<p>Is adherence reported? NR</p>	
				<p>Rate of adherence or compliance NR</p>	
				<p>Additional Results: NR</p>	

Evidence Table 1. Randomized controlled trials and observational studies (continued)

Study Characteristics	Research Objective Duration Study Design	Inclusion/Exclusion	Baseline Characteristics	Health Outcome Results	Adverse Events (%)	Analysis and Quality Rating
<p>Author: Ravindran et al., 2000⁷⁹</p> <p>Country and setting: Canada and Europe Multicenter</p> <p>Funding: Pfizer, Inc</p>	<p>Research objective: To determine safety, tolerability, and efficacy of SER vs. PBO in treatment of dysthymia</p> <p>Duration of study: 12 wks</p> <p>Study design: RCT</p> <p>Overall study N: 310</p> <p>Intervention: D1: SER: 50-200 mg/d D2: PBO</p>	<p>Inclusion criteria:</p> <ul style="list-style-type: none"> Adults 18 or older MDD diagnosis according to DSM-III or -IV Minimum HAM-D score of 12 Dysthymia Duration ≥ 5 yrs <p>Exclusion criteria:</p> <ul style="list-style-type: none"> Pregnant Lactating Additional mental illnesses or organic mental disorder 	<p>Mean age (yrs): D1: 46.0 D2: 44.2</p> <p>Sex (% female): D1: 65.8 D2: 67.8</p> <p>Race (% white): NR</p> <p>Baseline (HAM-A): NR</p> <p>Mean HAM-D score at baseline: D1: 19.2 (6.98) D2: 18.6 (6.62)</p>	<p>Number of responders sig higher in SER group HAM-A: D1: 51.9 D2: 33.8% (<i>P</i> = 0.001)</p> <p>MADRS: D1: 53.2% D2: 37.5% (<i>P</i> = 0.006)</p> <p>CGI-I: D1: 60.1% D2: 39.5%, (<i>P</i> < 0.001)</p> <p>Number of remitters was also sig higher in SER group 33.8% vs. 21.6% (<i>P</i> = 0.02)</p> <p>BQOL showed sig greater improvements in 8 of 9 domains in SER group</p>	<p>Overall adverse events: D1: 75.3 D2: 64.5</p> <p>Constipation: D1: 6.3 D2: 3.3</p> <p>Diarrhea: D1: 12.7 D2: 7.2</p> <p>Dizziness: D1: 12.7 D2: 3.9</p> <p>Headache: D1: 30.4 D2: 33.6</p> <p>Insomnia: D1: 22.2 D2: 16.4</p> <p>Nausea: D1: 20.9 D2: 17.8</p> <p>Sexual dysfunction : D1: 9.3 D2: 0</p> <p>Somnolence (fatigue): D1: 11.4 fatigue-7.0 D2: 7.2 fatigue-2.6</p> <p>Sweating (increase): D1: 13.9 D2: 2</p>	<p>Overall attrition rate: 24.2%</p> <p>ITT analysis: Yes</p> <p>Quality rating: Fair</p>

Evidence Table 1. Randomized controlled trials and observational studies (continued)

Study Characteristics	Research Objective Duration Study Design	Inclusion/Exclusion	Baseline Characteristics	Health Outcome Results	Adverse Events (%)	Analysis and Quality Rating
<p>Author: Reimherr et al., 1998¹⁴⁴</p> <p>Country and setting: United States 5 outpatient psychiatric clinics</p> <p>Funding: Lilly Research Laboratories</p>	<p>Research objective: To determine prospectively optimal length of therapy in long-term, PBO-controlled continuation study of patients who responded to acute FLUOX treatment for major depression</p> <p>Duration of study: 50 wks</p> <p>Study design: RCT</p> <p>Overall study N: 395 (randomized)</p> <p>Intervention: D1: FLUOX 20 mg/d 14 wks D2: FLUOX 20 mg/d 38 wks D3: FLUOX 20 mg/d 50 wks D4: PBO</p>	<p>Inclusion criteria:</p> <ul style="list-style-type: none"> Adults 18 to 65 Diagnosed with MDD according to DSM-III or -IV Minimum HAM-D score of 16 Type II bipolar disorder <p>Exclusion criteria:</p> <ul style="list-style-type: none"> Type I bipolar disorder 	<p>Mean age (yrs): D1: 40.1 D2: 40.3 D3: 40.3 D4: 40.5</p> <p>Sex (% female): D1: 64.9 D2: 70 D3: 62.7 D4: 80.2</p> <p>Race (% white): D1: 97.9 D2: 96 D3: 93.1 D4: 87.5</p> <p>Baseline HAM-A: NR</p> <p>Baseline HAM-D: D1: 20.5 (3.4) D2: 20.5 (3.6) D3: 20.5 (3.6) D4: 21.5 (3.7)</p>	<p>Relapse rates lower among patients who continued to take FLUOX compared with those transferred to PBO in both first interval, after 24 total wks of treatment (FLUOX, 26.4%; PBO, 48.6%, $P < 0.001$), and second interval, after 38 total wks of treatment (FLUOX, 9.0%; PBO, 23.2% $P < 0.04$)</p> <p>In third interval, after 62 total wks of treatment, rates were not sig different between groups (FLUOX, 10.7%; PBO, 16.2% $P = 0.54$)</p>	<p>NR</p>	<p>Overall attrition rate: N/A</p> <p>ITT Analysis Yes</p> <p>Quality rating: Fair</p>

Evidence Table 1. Randomized controlled trials and observational studies (continued)

Study Characteristics	Research Objective, Intervention, Duration, etc.	Inclusion/Exclusion	Population Characteristics	Health Outcome Results	Adverse Events
<p>Author, Year Reynolds et al., 2006¹⁴⁵</p> <p>Country and Setting United States; university-based clinic</p> <p>Funding National Institute of Mental Health; National Center for Minority Health and Health Disparities</p> <p>Quality Rating Fair</p>	<p>Research objective To assess whether long-term antidepressant treatment with PAR would affect recurrence of depression in those 70 years old or older</p> <p>Drugs, Doses, and Range</p> <ul style="list-style-type: none"> • PAR (10-60 mg 1 x daily): Acute phase: 10 mg/day (low) titrate to max of 40 mg/day (medium). Dose tapered down during maintenance phase. • PBO • monthly psychotherapy; • monthly clinical management sessions <p>Study design RCT</p> <p>n 116</p> <p>Duration 2 years</p> <p>Type of depression Major depressive disorder</p>	<p>Inclusion criteria</p> <ul style="list-style-type: none"> • Adults (age range): 70 years old and older • Diagnosed with MDD according to DSM-III or -IV: DSM-IV (nonpsychotic and nonbipolar) • HAM-D: at least 15 • Folstein Mini-Mental State Exam score of at least 17 <p>Exclusion criteria Before double blind maintenance phase of study (n = 116); study started with 195 patients on acute treatment. 151 patients with clinical response (HAM-D score of 0-10 for 3 weeks) had 16 weeks of continued treatment and 116 patients that maintained efficacy were randomized. 38 of patients were receiving augmented pharmacotherapy (BUP, nortriptyline, or lithium) and 19 randomized to PAR arm continued augmented pharmacotherapy. other 19 randomized to PBO did not continue augmented pharmacotherapy.</p>	<p>Groups similar at baseline Yes</p> <p>n = D1: 28 D2: 35 D3: 35 D4: 18</p> <p>Intervention D1: PAR + psychotherapy D2: PAR + clinical management D3: PBO + psychotherapy D4: PBO + clinical management</p> <p>Mean age, years D1: 77.6 D2: 77.0 D3: 77.4 D4: 74.8</p> <p>Sex, % female D1: 68 D2: 60 D3: 71 D4: 56</p> <p>Race, % white D1: 93 D2: 91 D3: 94 D4: 94</p> <p>Baseline HAM-A NR</p> <p>Insomnia, %: NR</p> <p>Concomitant anergia, % NR</p> <p>Experienced prior</p>	<p>HAM-D Intervention D1: PAR + psychotherapy D2: PAR + clinical management D3: PBO + psychotherapy D4: PBO + clinical management</p> <p>n at baseline: D1: 28 D2: 35 D3: 35 D4: 18</p> <p>Responders, n: N/A</p> <p>Remitters, n: N/A</p> <p>Mean score at baseline (SD): D1: 6.0 (2.9) D2: 4.9 (2.7) D3: 5.5 (2.7) D4: 5.8 (2.2)</p> <p>Mean score at endpoint (SD): NR</p> <p>Mean score change (SD): NR</p> <p>Baseline scores reported are scores at randomization (start of maintenance). Recurrence defined as a major depressive episode was defined by DSM-IV criteria and a HAM-D score of at least 15. This was confirmed by a geriatric</p>	<p>Overall rate of attrition, % 21.6</p> <p>Intervention D1: PAR + psychotherapy D2: PAR + clinical management D3: PBO + psychotherapy D4: PBO + clinical management</p> <p>Attrition rate, % D1: 32.1 D2: 20.0 D3: 17.1 D4: 16.7</p> <p>Withdrawals due to adverse events, % D1: 10.7 D2: 2.9 D3: 0.0 D4: 0.0</p> <p>Attrition due to lack of efficacy, % N/A</p> <p>Overall adverse events, %: NR</p>

Evidence Table 1. Randomized controlled trials and observational studies (continued)

Study Characteristics	Research Objective, Intervention, Duration, etc.	Inclusion/Exclusion	Population Characteristics	Health Outcome Results	Adverse Events
			<p>depressive episodes, % D1: 43 D2: 40 D3: 40 D4: 39</p> <p>Comments: NR</p> <p>Outpatients/Inpatients Outpatients</p> <p>Baseline mean HAM-A > 25? NR</p> <p>Mean age at baseline Equal to or greater than 65 years</p> <p>Mean HAM-D at baseline Greater than 17 (moderate to severe)</p>	<p>psychiatrist. Rate of recurrence (D1, D2, D3, D4, respectively): 35%; 37%; 68%; 58%.</p> <p>MADRS NR</p> <p>CGI-S NR</p> <p>CGI-I NR</p> <p>CGI NR</p> <p>QOL scale NR</p> <p>Adherence Rate of non-compliance, % D1: 3.6 D2: 2.9 D3: 0.0 D4: 0.0</p> <p>Recurrence Both PAR+ psychotherapy and PAR+clinical management were superior to PBO+psychotherapy ($P = 0.03$; $P = 0.03$; respectively) and PBO+clinical management ($P = 0.05$; $P = 0.06$; respectively). relative risk of recurrence in PBO arm was 2.4 times that of PAR arm (95% CI, 1.4-4.2).</p>	

Evidence Table 1. Randomized controlled trials and observational studies (continued)

Study Characteristics	Research Objective, Intervention, Duration, etc	Inclusion/Exclusion	Population Characteristics	Health Outcome Results	Adverse Events
<p>Author, Year Rickels et al.2010¹⁴⁶</p> <p>Country and Setting Multinational, multicenter</p> <p>Funding Wyeth - Pfizer</p> <p>Quality rating: Fair</p>	<p>Research objective efficacy and safety of desvenlafaxine with placebo in reducing relapse rate in patients with major depressive disorder</p> <p>Drugs, Doses, and Range OL: 12 week open label phase desvenlafaxine 200 or 400 mg/d D1: Desvenlafaxine 200 or 400 mg/d D2: Placebo</p> <p>Flexible dose</p> <p>Dosages equivalent - No</p> <p>Study design Open label for 12 weeks followed with RCT of 6 months</p> <p>Duration 6 months</p> <p>Type of depression • MDD</p>	<p>Inclusion criteria:</p> <ul style="list-style-type: none"> • Male and female outpatients, • 18 to 75 years of age, • primary diagnosis of MDD , single or recurrent episode, symptoms for at least 30 days • HAM-D₁₇ > 20, score at least 2 on item 1 (depressed mood) • CGI-S > 4 7 <p>Exclusion criteria:</p> <ul style="list-style-type: none"> • substance use disorders; • desvenlafaxine at any time in the past, • venlafaxine within 90 days, or known hypersensitivity • risk of suicide based on clinical judgment; • pregnant, breast-feeding, or planning to become pregnant during the study; • current manic episodes, PTSD, OCD, or clinically important personality disorder; • depression associated with an organic mental disorder due to a general medical condition or neurological disorder; seizure disorder; or clinically important medical disease 	<p>Groups similar at baseline</p> <p>n = OL: 594 D1: 190 D2: 185</p> <p>Mean age, years OL: 41.9 D1: 42.7 D2: 42.8</p> <p>Sex, % female OL: 68 D1: 67 D2: 68</p> <p>Race, % white OL: 85 D1: 89 D2: 87</p> <p>Baseline HAM-A NR</p> <p>Insomnia, % NR</p> <p>Concomitant anergia, % NR</p> <p>Experienced prior depressive episodes, % NR</p> <p>Comments: NR</p>	<p>HAM-D</p> <p>Mean score at baseline (SD): OL: 24.2 (3.0) D1: 5.6 (3.2) D2: 5.4 (3.2)</p> <p>% patients relapsing during 6 month RCT : D1: 24% (45/189) D2: 42% (78/185) <i>P</i> < 0.001</p> <p>Remission at 6 months): D1: 69% D2: 44% <i>P</i> < 0.001</p> <p>CGI-S</p> <p>Mean score at baseline (SD): OL: 4.51 (0.61) D1: 1.6 (0.7) D2: 1.7 (0.7)</p> <p>CGI-I NR</p> <p>QOL scale NR</p> <p>Is adherence reported? NR</p> <p>Rate of adherence or compliance NR</p>	<p>Attrition Overall attrition, %: OL: 30 D1: 31 D2: 55</p> <p>Attrition rate, %: OL: 30 D1: 31 D2: 55</p> <p>Withdrawals due to adverse events, % OL: 116/594 D1: 11% 21/190) D2: 18% (33/185)</p> <p>Withdrawals due to lack of efficacy, % (n) OL: NR D1: 15% (88) D2: 32% (28)</p> <p>TEAEs, %: OL: 90% D1: 73% D2: 82%</p>

Evidence Table 1. Randomized controlled trials and observational studies (continued)

Study Characteristics	Research Objective Duration Study Design	Inclusion/Exclusion	Baseline Characteristics	Health Outcome Results	Adverse Events (%)	Analysis and Quality Rating
<p>Author: Robert et al., 1995¹⁴⁷</p> <p>Country and setting: France, multicenter outpatient trial</p> <p>Funding: NR</p>	<p>Research objective: To evaluate whether there was therapeutic benefit in continuation treatment for patients with depression who had responded favorably to CIT</p> <p>Duration of study: 6 mos (24 wks)</p> <p>Study design: RCT</p> <p>Overall study N: 226</p> <p>Intervention: D1: CIT: 20-60 mg/d D2: PBO</p>	<p>Inclusion criteria:</p> <ul style="list-style-type: none"> Diagnosed with MDD according to DSM-III or -IV MADRS < 12 after 8 wks on CIT or PBO <p>Exclusion criteria:</p> <ul style="list-style-type: none"> Concomitant psychotherapeutic or psychotropic medications Depression lasted for >3 mos 	<p>Mean age (yrs): D1: 49.5 D2: 46.5</p> <p>Sex (% female): D1: 69% D2: 73%</p> <p>Race (% white): NR</p> <p>Baseline HAM-A: NR</p> <p>Baseline HAM-D: D1: 4.7 (3.6) D2: 5 (3.4)</p>	<p># relapses (defined as a MADRS>25 and clinical judgment of investigator): D1: 21 (13.8%) D2: 18 (24.3%) P = 0.04</p>	<p>Constipation: D1: 15 D2: 5</p>	<p>Overall attrition rate: N/A</p> <p>ITT Analysis Yes</p> <p>Quality rating: Fair</p>

Evidence Table 1. Randomized controlled trials and observational studies (continued)

Study Characteristics	Research Objective, Intervention, Duration, etc	Inclusion/Exclusion	Population Characteristics	Health Outcome Results	Adverse Events
Author, Year Rosenberg et al., 2010 ²⁴⁸ Country and Setting US; Multicenter (5 memory clinics) Funding NIMH Quality rating: Fair	Research objective Assess the efficacy and tolerability of sertraline for depression in AD Drugs, Doses, and Range D1: SER 50-100 mg/d D2: PBO Flexible dose Yes Dosages equivalent N/A Study design RCT Duration 12 weeks Type of depression MDD	Inclusion criteria: <ul style="list-style-type: none"> Adults Met DSM-IV criteria for dementia of AD MMSE scores from 10-26 Met criteria for depression of Alzheimers Disease (3 or more symptoms within a 2-week period, one of which must be depressed mood or anhedonia, with the addition of irritability as possible symptom) Exclusion criteria: <ul style="list-style-type: none"> Taking psychotics, antidepressants or benzodiazepines 	Groups similar at baseline n = D1: 67 D2: 64 Mean age, years D1: 6.5 D2: 78.2 Overall 77.3 Sex, % female D1: 59.7 D2: 48.4 Race, % white D1: 73.1 D2: 60.9 Baseline HAM-A NR Insomnia, % NR Concomitant anergia, % NR Experienced prior depressive episodes before cognitive symptoms, % D1: 22.4 D2: 29.7	HAM-D NR MADRS NR CGI-S NR CGI-I NR OR of being at or better than a given CGIC category for SER vs. PBO: 1.01 (95% CI: 0.52-1.97), <i>P</i> = 0.98 CSDD Difference 1.20 (-1.65 to 4.05) Remission, %: CSDD score ≤6 and mADCS-CGIC ≤2 D1: 33 D2: 19 OR 2.06 (95% CI: 0.84-5.04), <i>P</i> = 0.11 Rate of adherence or compliance, % (95% CI): D1: 83.1 (78.1-88.1) D2: 90.1 (86.3-93.8) <i>P</i> = 0.03	Attrition Overall attrition, %: 16 Attrition rate, %: D1: 18 D2: 14 Withdrawals due to adverse events, % D1: 7.5 D2: 4.7 Diarrhea, n: D1: 34 D2: 19 <i>P</i> = 0.02 Dizziness, n: D1: 39 D2: 19 <i>P</i> = 0.001 Dry mouth, n: D1: 30 D2: 17 <i>P</i> = 0.04 Headache, n: D1: 29 D2: 22, <i>P</i> = 0.37 Indigestion, n: D1: 23 D2: 11 <i>P</i> = 0.03 Serious AEs, n: D1: 19.7 D2: 11.1 <i>P</i> = 0.23

C-247

Evidence Table 1. Randomized controlled trials and observational studies (continued)

Study Characteristics	Research Objective Duration Study Design	Inclusion/Exclusion	Baseline Characteristics	Health Outcome Results	Adverse Events (%)	Analysis and Quality Rating
<p>Author: Rossini et al., 2005⁸⁰</p> <p>Country and setting: Italy One inpatient center</p> <p>Funding: NR</p>	<p>Research objective: To compare efficacy and tolerability of FLUV and SER in elderly patients</p> <p>Duration of study: 7 wks (after a 7-day single-blind PBO washout)</p> <p>Study design: RCT</p> <p>Overall study N: 93</p> <p>Intervention: D1: FLUV: 200 mg/d (100mg twice daily) D2: SER: 150 mg/d (75mg twice daily)</p>	<p>Inclusion criteria:</p> <ul style="list-style-type: none"> • Diagnosed with MDD according to DSM-III or -IV • Minimum HAM-D score of 21 • 59 yrs of age and older • MDD diagnosed by MD using unstructured interviews and medical records according to DSM-IV, and after a best estimate procedure <p>Exclusion criteria:</p> <ul style="list-style-type: none"> • Additional mental illnesses or organic mental disorder • MMSE score <23 • Nonreversible MAOI or slow release neuroleptics within 1 mo of study • Bipolar patients had to be on mood stabilizers • Depression or bipolar disorder due to a medical condition or induced by a substance 	<p>Mean age (yrs): D1: 67.80 D2: 68.24</p> <p>Sex (% female): D1: 61.5 D2: 82.2</p> <p>Race (% white): NR</p> <p>Baseline (HAM-A): NR</p> <p>Mean HAM-D score at baseline: D1: 31.23 (5.12) D2: 29.23 (3.45)</p>	<p>HAM-D: No sig diff in final response rates found between 2 treatment groups, 55.6% (25/45) and 71.8% (28/39) for SER and FLUV (<i>P</i> = 0.12). Repeated-measures analysis of variance on HAM-D scores revealed a sig different decrease of depressive symptoms between 2 treatment groups, favoring FLUV (<i>P</i> = 0.007)</p>	<p>NR</p>	<p>Overall attrition rate: 4.5%</p> <p>ITT analysis: Yes</p> <p>Quality rating: Fair</p>

Evidence Table 1. Randomized controlled trials and observational studies (continued)

Study Characteristics	Research Objective Duration Study Design	Inclusion/Exclusion	Baseline Characteristics	Health Outcome Results	Adverse Events (%)	Analysis and Quality Rating
<p>Author: Rudolph and Feiger, 1999⁸¹</p> <p>Country and setting: United States Multicenter (12 outpatient psychiatric practices)</p> <p>Funding: Wyeth-Ayerst International</p>	<p>Research objective: Comparison of efficacy and tolerability of VEN XR to FLUOX</p> <p>Duration of study: 8 wks</p> <p>Study design: RCT</p> <p>Overall study N: 203</p> <p>Intervention: D1: VEN: XR 75-225 mg/d D2: FLUOX: 20-60 mg/d D3: PBO</p>	<p>Inclusion criteria:</p> <ul style="list-style-type: none"> Adults 18 or older Diagnosed with MDD according to DSM-III or -IV Minimum HAM-D score of 20 <p>Exclusion criteria:</p> <ul style="list-style-type: none"> Pregnant Lactating Concomitant psychotherapeutic or psychotropic medications Additional mental illnesses or organic mental disorder not related to depression Illicit drug and alcohol abuse Bipolar disorder 	<p>Mean age (yrs): D1: 40 D2: 40 D3: 40</p> <p>Sex (% female): D1: 73 D2: 69 D3: 64</p> <p>Race (% white): NR</p> <p>Baseline (HAM-A): NR</p> <p>Mean HAM-D score at baseline: D1: 25 D2: 26 D3: 25</p>	<p>No sig diff between VEN and FLUOX treatment on 21-HAM-D or MADRS at endpoint in LOCF analysis</p> <p>At wk 8 of LOCF, 57% of VEN group and 50% of FLUOX group ($P = NR$) were HAM-D responders</p> <p>At end of treatment 37% of VEN group and 22% of FLUOX ($P \leq 0.05$) group were in remission (HAM-D score ≤ 7)</p> <p>At endpoint in LOCF analysis, VEN patients showed a sig diff from PBO in MADRS, CGI, and HAM-D depressed mood item</p> <p>FLUOX patients only showed a sig diff in HAM-D depressed mood item</p>	<p>Changes in weight (decrease): D1: 9 D2: 10</p> <p>Diarrhea: D1: 14 D2: 19</p> <p>Dizziness: D1: 26 D2: 6</p> <p>Nausea: D1: 36 D2: 20</p> <p>Somnolence (fatigue): D1: 8 D2: 12</p> <p>Sweating (increase): D1: 10 D2: 8</p>	<p>Overall attrition rate: 23%</p> <p>ITT analysis: Yes</p> <p>Quality rating: Fair</p>

Evidence Table 1. Randomized controlled trials and observational studies (continued)

Study Characteristics	Research Objective Duration Study Design	Inclusion/Exclusion	Baseline Characteristics	Health Outcome Results	Adverse Events (%)	Analysis and Quality Rating
<p>Author: Rush et al., 2006¹⁴⁸ Rush et al., 2006,¹⁴⁹ Trivedi et al., 2006,¹⁵⁶ Fava et al., 2006,^{260*} Nierenberg et al., 2006,^{261*} McGrath et al., 2006,^{262*} Fava et al., 2008,^{254*} Rush et al., 2008,^{263*} Warden et al., 2009^{264*}</p> <p>Country and setting: United States Primary and psychiatric public and private practices</p> <p>Funding: NIMH</p> <p>*Supplemental Data</p>	<p>Research objective: To compare remission rates among antidepressant treatment strategies in patients with major depressive disorder and anxiety that did not respond or tolerate CIT (only level 2 and 3 medication arms abstracted)</p> <p>Duration of study: 14 wks for each treatment interval</p> <p>Study design: RCT</p> <p>Overall study N: Level 1; 3671 Level 2: 1439 Switch: 727 Augment: 565 Level 3: 359 Switch: 226 Augment: 133 Level 4: 105</p> <p>Intervention: Level 2 Switch D1: Bupropion: SR 150-400 mg/d D2: Sertraline: 50-200 mg/d D3: Venlafaxine: XR 37.5-375 mg/d Augment D4: Citalopram plus bupropion SR 200-400 mg/d D5: Citalopram plus</p>	<p>Inclusion criteria: • Adults 18 and over • QIDS-C-16 > 5</p> <p>Exclusion criteria: • NR</p>	<p>Mean age (yrs): D1: 41.9 D2: 42.6 D3: 41.1 D4: 40.8 D5: 41.5 D6: 45.1 D7: 44.8 D8-11: 40.6 D12-15: 43.2</p> <p>Sex (% female): D1: 56.9 D2: 55.0 D3: 64.0 D4: 61.6 D5: 55.9 D6: 51.2 D7: 42.1 D8-11: 60.9 D12-15: 56.2</p> <p>Race (% white): D1: 74.9 D2: 78.2 D3: 74.4 D4: 79.2 D5: 76.9 D6: 76.0 D7: 80.7 D8-11: 85.5 D12-15: 80.8</p> <p>Baseline HAM-A: NR</p> <p>Baseline HAM-D: D1: 18.5 (7.7) D2: 19.3 (6.9) D3: 18.9 (7.3) D4: 15.4 (6.8) D5: 16.2 (7.3) D6: 18.6 (5.9)</p>	<p>HAM-D Remission at end of study: Level 2 Switch strategy D1: 21.3% D2: 17.6% D3: 24.8% (<i>P</i> = 0.16) Augmentation strategy D4: 29.7% D5: 30.1% (<i>P</i> = 0.93) Level 3 Switch strategy D6: 19.8% D7: 12.3% (<i>P</i> = 0.27) Augmentation strategy D8-11: 15.9% D12-15: 24.7% (<i>P</i> = 0.43)</p> <p>QIDS SR Remission / Response % Level 1 (N=3,671) 36.8 / 48.6 Level 2 (N=1,439) Switch strategy (N=727) 27.0 / 27.3 D1: (N=239) 25.5 / 26.1 D2: (N=238) 26.6 / 26.7 D3: (N=250) 25.0 / 28.2 (<i>P</i> > 0.05) Augmentation strategy (N=565) 35.0 / 29.9 D4: (N=279) 39.0 / 31.8 D5: (N=286) 32.9 / 26.9 (<i>P</i> = 0.13) Level 3 (N=359) Switch strategy (N=226) 10.7 / 15.6 D6: (N=116) 12.9 / 17.2 D7: (N=110) 8.3 / 13.9 (<i>P</i> = 0.45 / 0.57) Level 3 Augmentation strategy</p>	<p>Serious AEs Level 2 Switch strategy D1: 2.1% D2: 4.2% D3: 2.4% (<i>P</i> > 0.05) Augment strategy D4: 3.6% D5: 4.2% (<i>P</i> > 0.05) Level 3 Switch strategy D6: 2.5% D7: 3.5% (<i>P</i> = 0.65) Augment strategy D8-11: 7.2% D12-15: 4.1% (<i>P</i> = 0.66)</p> <p>Serious Psychiatric AEs Level 2 Switch strategy D1: 0.4% D2: 1.3% D3: 0.8% (<i>P</i> > 0.05) Augment strategy D4: 1.1% D5: 2.1% (<i>P</i> > 0.05) Level 3 Switch strategy D6: 0.8% D7: 3.5% (<i>P</i> = 0.16) Augment strategy D8-11: NR D12-15: NR</p>	<p>Intolerance rate % - Proportion of participants who left the level prior to 4 weeks for any reason and those who left thereafter whose exit form indicated intolerance</p> <p>Level 1 (N=3,671) 16.3 Level 2 (N=1,439) 19.5 Switch strategy (N=789) 22.6 D1: (N=239) 27.2 D2: (N=238) 21.0 D3: (N=250) 21.2 (<i>P</i> > 0.05)</p> <p>Augmentation strategy (N=650) 15.8 D4: (N=279) 12.5 D5: (N=286) 20.6 (<i>P</i> < 0.0009) Level 3 (N=359) 25.9 Switch strategy (N=226) 32.3 D6: (N=116) 32.8 D7: (N=110) 31.8 Augmentation strategy (N=133) 15.0 D8-11: (N=63) 20.6 D8: (N=18) 22.2 D9: (N=24) 8.3 D10: (N=14) 45.5 D11: (N=10) 20.0 D12-15: (N=70) 10.0 D12: (N=8) 12.5 D13: (N=37) 8.1 D14: (N=10) 10.0 D15: (N=15) 13.3</p> <p>Features associated with Level 2 remission</p> <p>Odds ratio (95%CI) Age range, y 18-25 y -- 1 [Reference]</p>

Evidence Table 1. Randomized controlled trials and observational studies (continued)

Study Characteristics	Research Objective Duration Study Design	Inclusion/Exclusion	Baseline Characteristics	Health Outcome Results	Adverse Events (%)	Analysis and Quality Rating
	buspirone 15-60 mg/d Level 3 Switch D6: Nortriptyline 75-150 mg/d D7: Mirtazapine 15-60 mg/d Augment D8-11: Lithium D8: Bupropion SR plus Lithium 450-900 mg/d D9: Citalopram plus Lithium 450-900 mg/d D10: Sertraline plus Lithium 450-900 mg/d D11: Venlafaxine plus Lithium 450-900 mg/d D12-15 Thyroid D12: Bupropion SR plus Thyroid 50 mcg/d D13: Citalopram plus Thyroid 50 mcg/d D14: Sertraline plus Thyroid 50 mcg/d D15: Venlafaxine plus Thyroid 50 mcg/d		D7: 19.8 (7.0) D8-11: 19.0 (6.6) D12-15: 17.2 (6.2)	(N=133) 20.5 / 20.5 D8-11: (N=63) 13.2 / 16.2 D12-15: (N=70) 24.7 / 23.3 (<i>P</i> = 0.22 / 0.19) NonAnxious vs. Anxious HAM-D Remission D1: 33.9% vs. 10.2% D2: 28.5% vs. 8.3% D3: 36.4% vs. 12.1% D4-D15: NR QIDS-SR Remission D1: 36.4% vs. 12.5% D2: 35.7% vs. 19.6% D3: 35.6% vs. 11.3% D4-D15: NR		26-35 y D1: 1.27 (0.40-4.03) D2: 1.36 (0.45-4.13)* D3: 3.06 (1.10-8.51)* 36-50 y D1: 1.79 (0.61-5.26)* D2: 1.17 (0.42-3.27) D3: 1.25 (0.45-3.48) 51-75 y D1: 1.35 (0.44-4.12)* D2: 0.83 (0.28-2.47) D3: 1.63 (0.58-4.59)* Male sex (vs female) D1: 0.89 (0.49-1.61) D2: 1.25 (0.70-2.23) D3: 0.79 (0.43-1.45) White race (vs nonwhite) D1: 2.32 (1.07-5.05)* D2: 1.97 (0.90-4.32)* D3: 1.75 (0.85-3.62)* Hispanic ethnicity D1: 2.03 (0.83-4.95)* D2: 1.64 (0.71-3.76)* D3: 0.76 (0.29-1.96)* *Clinical significance <i>P</i> ≤ 0.20 ITT Analysis Yes Quality rating: Good Effectiveness trial

Evidence Table 1. Randomized controlled trials and observational studies (continued)

Study Characteristics	Research Objective	Duration	Inclusion/Exclusion	Baseline Characteristics	Health Outcome Results	Adverse Events (%)	Analysis and Quality Rating
<p>Author: Rush et al., 2006¹⁴⁸</p> <p>Country and setting: United States Primary and psychiatric public and private practices</p> <p>Funding: NIMH</p>	<p>Research objective: To compare remission rates among three antidepressants in patients with major depressive disorder that did not respond or tolerate an SSRI (CIT)</p> <p>Duration of study: 14 wks</p> <p>Study design: RCT</p> <p>Overall study N: 727</p> <p>Intervention: D1: BUP: SR 150-400 mg/d D2: SER: 50-200 mg/d D3: VEN: XR 37.5-375 mg/d</p>	<p>Inclusion criteria:</p> <ul style="list-style-type: none"> Adults 18 and over QIDS-C-16 > 5 <p>Exclusion criteria:</p> <ul style="list-style-type: none"> NR 	<p>Mean age (yrs): D1: 41.9 D2: 42.6 D3: 41.1</p> <p>Sex (% female): D1: 56.9 D2: 55.0 D3: 64.0</p> <p>Race (% white): D1: 74.9 D2: 78.2 D3: 74.4</p> <p>Baseline HAM-A: NR</p> <p>Baseline HAM-D: D1: 18.5 (7.7) D2: 19.3 (6.9) D3: 18.9 (7.3)</p>	<p>HAM-D Remission at end of study: D1: 21.3% D2: 17.6% D3: 24.8% (<i>P</i> = 0.16)</p> <p>QIDS-SR-16 Remission: D1: 25.5% D2: 26.6% D3: 25.0% (<i>P</i> = NR; ns)</p> <p>QIDS-SR-16 Response: D1: 26.1% D2: 26.7% D3: 25.0% (<i>P</i> = NR; ns)</p>	<p>NR</p>	<p>Overall attrition rate: NR</p> <p>ITT Analysis Yes</p> <p>Quality rating: Good Effectiveness trial</p>	

Evidence Table 1. Randomized controlled trials and observational studies (continued)

Study Characteristics	Research Objective Duration Study Design	Inclusion/Exclusion	Baseline Characteristics	Health Outcome Results	Adverse Events (%)	Analysis and Quality Rating
<p>Author: Schatzberg et al., 2002⁸³</p> <p>Country and setting: United States Mutli-center (recruited from advertising, private practice, routine intake at clinics and other healthcare facilities)</p> <p>Funding: Organon Pharmaceuticals</p>	<p>Research objective: To compare efficacy and tolerability of MIR with PAR in elderly patients with MDD</p> <p>Duration of study: 8 wk acute phase, optional 16 wk continuation phase</p> <p>Study design: RCT</p> <p>Overall study N: 255</p> <p>Intervention: D1: MIR: 15 mg/d up to 45 mg/d D2: PAR: 20 mg/d up to 40 mg/d</p>	<p>Inclusion criteria:</p> <ul style="list-style-type: none"> • Adults 65 or older • MDD diagnosis according to DSM-III or -IV • Minimum HAM-D score of 18 • MMSE above 25% for age and educational level <p>Exclusion criteria:</p> <ul style="list-style-type: none"> • Additional mental illnesses or organic mental disorder • Illicit drug and alcohol abuse • Clinically sig medical disease • ECT within last 6 mos • Suicide attempts • MAOIs within 14 days, other psychotropic drugs or herbals within 7 days • PAR or MIR for current depressive episode • Patients requiring drugs for memory deficit • Patients who did not respond to or tolerate MIR or PAR during a previous depressive episode 	<p>Mean age (yrs): D1: 71.7 D2: 72.0</p> <p>Sex (% female): D1: 50% D2: 53%</p> <p>Race (% white): NR</p> <p>Baseline (HAM-A): NR</p> <p>Mean HAM-D score at baseline: D1: 22.2 (3.5) D2: 22.4 (3.5)</p>	<p>CGI-I responders (CGI-I of much or very much improved)</p> <p>At endpoint, n (%) D1: 80 (64.0) D2: 68 (57) chi square 1.23 P = 0.267</p>	<p>Overall adverse events: D1: 79.7 D2: 82.5</p> <p>Changes in weight (increase): D1: 10.9 D2: 0</p> <p>Constipation: D1: 11.7 D2: 11.1</p> <p>Diarrhea: D1: 14.8 D2: 17.5</p> <p>Dizziness: D1: 15.6 D2: 14.3</p> <p>Headache: D1: 15.6 D2: 24.6</p> <p>Insomnia: D1: 11.7 D2: 11.1</p> <p>Nausea: D1: 6.3 D2: 19.0</p> <p>Somnolence (fatigue): D1: 30.5 D2: 29.4</p> <p>Sweating (increase): D1: 6.3 D2: 13.5</p>	<p>Overall attrition rate: 26.8%</p> <p>ITT analysis: Yes</p> <p>Quality rating: Fair</p>

Evidence Table 1. Randomized controlled trials and observational studies (continued)

Study Characteristics	Research Objective, Intervention, Design, Sample Size, Duration, Type of Depression	Inclusion/Exclusion	Population Characteristics	Health Outcome Results	Adverse Events
<p>Author, Year Schatzberg and Roose, 2006²⁴⁹</p> <p>Country and Setting United States, Multicenter (21 university-affiliated and private research clinics)</p> <p>Funding Pharmaceutical company or other commercial source (please list name): Wyeth Research</p> <p>Quality Rating Fair</p>	<p>Research objective To compare efficacy of VEN IR and FLUOX with PBO in a sample of patients over age of 65 with depression.</p> <p>Intervention Drugs, Doses, and Range D1: VEN 37.5-225 mg/day (low - high) D2: FLUOX 20-60 mg/day (low -high) D3: PBO</p> <p>Study design RCT</p> <p>n 300</p> <p>Duration 8 weeks</p> <p>Type of depression Major depressive disorder unipolar depression (single or recurrent, nonpsychotic)</p>	<p>Inclusion criteria</p> <ul style="list-style-type: none"> • Adults (age range): 65 years and older • HAM-D: 21-item HAM-D score \geq 20 at initial visit • Not living in a residential setting • Unipolar (single or recurrent, nonpsychotic), with a current episode of at least 4 weeks in duration <p>Exclusion criteria</p> <ul style="list-style-type: none"> • Concomitant psychotherapeutic or psychotropic medications: within prior 30 days • Additional mental illnesses or organic mental disorder not related to depression (e.g., schizophrenia, bipolar) • Illicit drug and alcohol abuse within past year • Clinically significant medical disease • Investigational drug use within last: 30 days • ECT within last: 3 months • Suicidal tendencies (acute or other) • MMSE score = < 18 • FLUOX or VEN in past six months • Astemizole, cisapride, sumatriptan, terfenadine, PAR, SER, or any 	<p>Groups similar at baseline Yes</p> <p>n = D1: 104 D2: 100 D3: 96</p> <p>Mean age, years D1: 71 D2: 71 D3: 71</p> <p>Sex, % female D1: 56 D2: 45 D3: 46</p> <p>Race, % white D1: 93 D2: 93 D3: 93</p> <p>Baseline HAM-A NR</p> <p>Insomnia, %: NR</p> <p>Concomitant anergia, % NR</p> <p>Experienced prior depressive episodes, % NR</p>	<p>HAM-D # of responders: Reported in figure</p> <p>Remitters, %: D1: 27 D2: 20 D3: 24 $P = 0.549$</p> <p>Mean score at baseline (SD): D1: 24 D2: 24 D3: 23</p> <p>Mean score at endpoint: NR</p> <p>Mean score change: NR</p> <p>MADRS # of responders: Reported in figure</p> <p># of remitters: NR</p> <p>Mean score at baseline: D1: 26 D2: 27 D3: 27</p> <p>Mean score at endpoint: NR</p> <p>Mean score change: NR</p> <p>CGI-S Mean score at baseline: NR</p> <p>Mean score at endpoint: NR</p>	<p>Overall rate of attrition, % 30%</p> <p>Attrition rate, % D1: 35.6 D2: 30 D3: 4</p> <p>Withdrawals due to adverse events, % D1: 27 D2: 19 D3: 9.4</p> <p>Attrition due to lack of efficacy, % NR</p> <p>Overall adverse events, %: D1: 26 D2: 19 D3: 9.4</p> <p>Weight loss, %: D1: 0.98 D2: 6 D3: 3.1</p> <p>Constipation, %: D1: 21.6 D2: 10 D3: 4.2</p> <p>Diarrhea, %: D1: 11.8 D2: 1 D3: 14.6</p> <p>Dizziness, %: D1: 16.7 D2: 8 D3: 5.2</p> <p>Headache, %:</p>

Evidence Table 1. Randomized controlled trials and observational studies (continued)

Study Characteristics	Research Objective, Intervention, Design, Sample Size, Duration, Type of Depression	Inclusion/Exclusion	Population Characteristics	Health Outcome Results	Adverse Events
		monoamine oxidase inhibitor within 14 days • Used any other antidepressant, anxiolytic, or sedative-hypnotic durg (except choloral hydrate) • Known hypersensitivity to VEN or FLUOX		Mean score change: NR CGI-I QOL scale NR Adherence NR	D1: 25.5 D2: 8 D3: 22.9 Insomnia, %: D1: 9.8 D2: 11 D3: 4.2 Nausea, %: D1: 44.1 D2: 23 D3: 14.6 Vomiting, %: D1: 8.8 D2: 2 D3: 2 Sexual dysfunction, %: D1: 8.8 D2: 8 D3: 1.0 Somnolence (fatigue), %: D1: 11.8 D2: 10 D3: 5.2

Evidence Table 1. Randomized controlled trials and observational studies (continued)

Study Characteristics	Research Objective Duration Study Design	Inclusion/Exclusion	Baseline Characteristics	Health Outcome Results	Adverse Events (%)	Analysis and Quality Rating
Author: Schmidt et al., 2000 ⁸⁴ Dinan et al., 2001 ¹⁰⁹ Schmidt et al., 2002 ¹⁵⁰ Country and setting: United States Multicenter Funding: Eli Lilly	Research objective: To assess efficacy of FLUOX 20 mg daily vs. FLUOX 90 mg wkly vs. PBO in continuation treatment of MDD Duration of study: 25 wks Study design: RCT Overall study N: 501 Intervention: D1: FLUOX 90 mg/wk D2: FLUOX 20 mg/wk D3: PBO	Inclusion criteria: <ul style="list-style-type: none"> • Minimum HAM-D score of 18 • Diagnosed with MDD according to DSM-III or -IV • Adults 18 or older • CGI-S > 4 Exclusion criteria: <ul style="list-style-type: none"> • Pregnant • Lactating • Additional mental illnesses or organic mental disorder • Clinically sig medical disease 	Mean age (yrs): D1: 40.9 D2: 41.7 D3: 42 Sex (% female): D1: 68.4 D2: 70.9 D3: 63.9 Race (% white): D1: 91.6 D2: 86.8 D3: 91.0 Baseline HAM-A: NR Mean HAM-D score at baseline: NR	Relapse rates 25 wks, %: D1: 37 D2: 26 D3: 50	Diarrhea: D1: 8.4 D2: 1.6 D3: 4.9 Dizziness: D1: 5.3 D2: 5.8 D3: 4.9 Headache: D1: 10.5 D2: 12.2 D3: 9.0 Insomnia: D1: 7.4 D2: 5.3 D3: 4.1 Nausea: D1: 6.3 D2: 4.2 D3: 7.4 Somnolence (fatigue): D1: 8.4 D2: 10.6 D3: 8.2	Overall attrition rate: N/A ITT Analysis Yes Quality rating: Fair

Evidence Table 1. Randomized controlled trials and observational studies (continued)

Study Characteristics	Research Objective, Intervention, Duration, etc	Inclusion/Exclusion	Population Characteristics	Health Outcome Results	Adverse Events
<p>Author, Year Schneeweiss et al. 2010²¹⁸</p> <p>Country and Setting Canada, Population-based health care utilization data</p> <p>Funding NIMH</p> <p>Quality rating: Good</p>	<p>Research objective NR</p> <p>Drugs, Doses, and Range D1: CIT D2: FLUOX D3: FLUV D4: PAR D5: SER D6: VEN D7: MIR, NEF, and TRA</p> <p>Fixed dose N/A</p> <p>Dosages equivalent N/A</p> <p>Study design Observational – retrospective cohort</p> <p>Duration 287,543 mean follow-up 0.49 person-years</p> <p>Type of depression</p> <ul style="list-style-type: none"> MDD 	<p>Inclusion criteria:</p> <ul style="list-style-type: none"> All residents of British Columbia, Canada, 18 years and older who initiated use of an AD between January 1, 1997, and December 31, 2005. Initiation was defined as filling an AD prescription without having filled 1 in preceding year. We considered only first treatment episode during study period Evidence of depression as indicated by a diagnosis recorded during 2 office visits or as a hospital discharge diagnosis during 6 months prior to through 2 months after initiation date <p>Exclusion criteria:</p> <ul style="list-style-type: none"> Existing bipolar disorder 	<p>Groups similar at baseline</p> <p>n =</p> <p>D1: 45,522 D2: 22,207 D3: 9,690 D4: 74,780 D5: 36,135 D6: 35,732 D7: 28,316</p> <p>Mean age, years Overall: 46</p> <p>Sex, % female Overall: 56%</p> <p>Race, % white NR</p> <p>Baseline HAM-A NR</p> <p>Insomnia, % NR</p> <p>Concomitant anergia, % NR</p> <p>Experienced prior depressive episodes, % NR</p> <p>Comments: NR</p>	<p>HAM-D N/A</p> <p>CGI-S</p> <p>CGI-I NR</p> <p>QOL scale NR</p> <p>Is adherence reported? NR</p> <p>Rate of adherence or compliance NR</p>	<p>Attrition Overall attrition, %: N/A</p> <p>Attrition rate, %: N/A</p> <p>Withdrawals due to adverse events, % N/A</p> <p>Withdrawals due to lack of efficacy, % N/A</p> <p>Risk of suicide and suicide attempt compared with FLUOX initiation: D1: HR=1.00 (95% CI, 0.63-1.57); D3: HR =0.98 (95% CI, 0.63-1.51) D4: HR =1.02 (95% CI, 0.77-1.35); D5: HR =0.75 (95% CI, 0.53-1.05).</p> <p>Compared with SSRIs as a drug class, other classes including SNRIs, TCAs tricyclic agents, and other newer and atypical agents had a similar risk.</p>

Evidence Table 1. Randomized controlled trials and observational studies (continued)

Study Characteristics	Research Objective Duration Study Design	Inclusion/Exclusion	Baseline Characteristics	Health Outcome Results	Adverse Events (%)	Analysis and Quality Rating
<p>Author: Schone and Ludwig, 1993⁸⁵ and Geretsegger et al., 1994²³³</p> <p>Country and setting: Austria and Germany 6 centers</p> <p>Funding: SmithKline, Beecham</p>	<p>Research objective: Comparison of efficacy and safety with PAR and FLUOX in geriatric outpatients</p> <p>Duration of study: 6 wks</p> <p>Study design: RCT</p> <p>Overall study N: 106</p> <p>Intervention: D1: PAR: 20-40 mg/d D2: FLUOX: 20-60 mg/d</p>	<p>Inclusion criteria:</p> <ul style="list-style-type: none"> Adults 65 or older Diagnosed with MDD according to DSM-III or -IV Minimum HAM-D score of 18 <p>Exclusion criteria:</p> <ul style="list-style-type: none"> Concomitant psychotherapeutic or psychotropic medications Additional mental illnesses or organic mental disorder Illicit drug and alcohol abuse Clinically sig medical disease ECT within last 3 mos Serious risk of suicide Improvement of more than 20% on HAM-D during PBO run-in period (3-7 days) 	<p>Mean age (yrs): D1: 74.3 D2: 73.7</p> <p>Sex (% female): D1: 83 D2: 90</p> <p>Race (% white): NR</p> <p>Baseline (HAM-A): NR</p> <p>Baseline HAM-D: D1: 24.2 D2: 26.0</p>	<p>No sig diff in mean changes on HAM-D or MADRS</p> <p>HAM-D responders at wk 6 (i.e., reduction > 50% from baseline HAM-D21) sig greater in PAR group than FLUOX group (<i>P</i>=0.03)</p> <p>MADRS responders at wk 6 (i.e., reduction > 50% from baseline MADRS) sig greater in PAR than FLUOX (<i>P</i>=0.04)</p> <p>No sig diff between treatment groups in proportion of responders on CGI-S</p> <p>Mean changes from baseline</p> <p>SCAG total score: D1: -14.5 D2: -8.9</p> <p>SCAG Cognitive dysfunction factor scores: D1: -2.9 D2: -0.6.</p> <p>HAM-D cognitive factor scores: D1: -1.5 D2: -1.0.</p>	<p>Overall adverse events: D1: 61 D2: 77</p> <p>Constipation: D1: 5.6 D2: 3.8</p> <p>Diarrhea: D1: 1.9 D2: 11.5</p> <p>Dizziness: D1: 7.4 D2: 3.8</p> <p>Headache: D1: 7.4 D2: 5.8</p> <p>Insomnia: D1: 9.3 D2: 13.5</p> <p>Nausea: D1: 9.3 D2: 11.5</p> <p>Somnolence (fatigue): D1: asthenia 1.9 D2: asthenia 7.7</p> <p>Sweating (increase): D1: 7.4 D2: 7.7</p>	<p>Overall attrition rate: 17%</p> <p>ITT analysis: Yes</p> <p>Quality rating: Fair</p>

Evidence Table 1. Randomized controlled trials and observational studies (continued)

Study Characteristics	Research Objective Duration Study Design	Inclusion/Exclusion	Baseline Characteristics	Health Outcome Results	Adverse Events (%)	Analysis and Quality Rating
<p>Author: Sechter et al., 1999⁸⁶</p> <p>Country and setting: France Multicenter (45)</p> <p>Funding: Pfizer, Inc</p>	<p>Research objective: Comparison of efficacy and safety in patients being treated with SER and FLUOX with MDD</p> <p>Duration of study: 24 wks</p> <p>Study design: RCT</p> <p>Overall study N: 238</p> <p>Intervention: D1: SER: 50-150 (mean = 76.5) D2: FLUOX: 20-60 (mean = 33.6)</p>	<p>Inclusion criteria:</p> <ul style="list-style-type: none"> • Adults 18 to 65 • Diagnosed with MDD according to DSM-III or -IV • Minimum HAM-D score of 20 <p>Exclusion criteria:</p> <ul style="list-style-type: none"> • Pregnant • Lactating • Concomitant psychotherapeutic or psychotropic medications • Additional mental illnesses or organic mental disorder • Illicit drug and alcohol abuse • Epilepsy • FLUOX or lactose allergy 	<p>Mean age (yrs): D1: 43.4 D2: 42.5</p> <p>Sex (% female): D1: 66.7 D2: 68.1</p> <p>Race (% white): NR</p> <p>Baseline (HAM-A): NR</p> <p>Mean HAM-D score at baseline: NR</p>	<p>Response was observed in 74% in SER patients vs. 64% in FLUOX patients on HAM-D, <i>P</i> = 0.11</p> <p>No diff in QOL (SIP)</p>	<p>Constipation: D1: 1 D2: 2</p> <p>Diarrhea: D1: 3 D2: 2</p> <p>Headache: D1: 5 D2: 7</p> <p>Nausea: D1: 23 D2: 17</p> <p>Somnolence (fatigue): D1: 5 D2: 6</p>	<p>Overall attrition rate: 29.2%</p> <p>ITT analysis: Yes</p> <p>Quality rating: Fair</p>

Evidence Table 1. Randomized controlled trials and observational studies (continued)

Study Characteristics	Research Objective, Intervention, Duration, etc	Inclusion/Exclusion Outcome Measures	Population Characteristics	Health Outcome Results	Adverse Events
<p>Author, Year Shelton, 2006⁸⁷</p> <p>Country and Setting Eight U.S. sites (type not reported)</p> <p>Funding Pfizer, Inc.</p> <p>Quality rating: Fair</p>	<p>Research objective To compare efficacy, safety, and tolerability of SER and VEN XR in outpatients with MDD.</p> <p>Drugs, Doses, and Range D1: SER (25-200 mg 1 x daily); 50-150mg QD; Low-Medium; Maximum dose as tolerated. D2: VEN XR (75-225 mg 1 x daily); 75-225 mg QD; Low-High; Maximum dose as tolerated.</p> <p>Fixed dose No</p> <p>Flexible dose Yes</p> <p>Dosages equivalent No</p> <p>Study design RCT</p> <p>N 160</p> <p>Duration 8 weeks</p> <p>Type of depression MDD</p> <p>Intervention SER VEN XR</p>	<p>Inclusion criteria:</p> <ul style="list-style-type: none"> Adults (age range): 18 - older Diagnosed with MDD according to DSM-III or -IV: DSM-IV Single episode or recurrent w/o psychotic features. HAM-D: ≥ 18 on HAM-D17 and ≥ 2 on item 1 (depressed mood). <p>Exclusion criteria:</p> <ul style="list-style-type: none"> Pregnant: Positive pregnancy test excluded participant. Lactating: Concomitant psychotherapeutic or psychotropic medications Use of an antidepressant within 2 weeks of baseline (4 weeks for FLUOX) Use of any psychotropics within 1 week of baseline (except zolpidem or zopiclone) Use of benzodiazepines taken on a regular, daily basis within 4 weeks of baseline Monoamine oxidase inhibitors within 14 days of baseline evaluation. Additional mental illnesses or organic mental disorder not related to depression (e.g., schizophrenia, 	<p>Groups similar at baseline Yes</p> <p>n = D1: 82 D2: 78</p> <p>Mean age, years (SD) D1: 41.2 (12.0) D2: 37.2 (11.6)</p> <p>Sex, % female D1: 46 D2: 61</p> <p>Race, % white D1: 83 D2: 84</p> <p>Baseline HAM-A (SD) D1: 15.7 (5.1) D2: 16.0 (4.4)</p> <p>Insomnia, % NR</p> <p>Concomitant anergia, % NR</p> <p>Experienced prior depressive episodes, % D1: 51 D2: 52</p> <p>Comments: NR</p>	<p>HAM-D D1: SER D2: VEN XR</p> <p>n at baseline: D1: 82 D2: 78</p> <p>No. of responders: D1: 45 (55%) D2: 49 (65%) $P = 0.22$</p> <p>No. of remitters: D1: 31 (38%) D2: 37 (49%) $P = 0.168$</p> <p>Mean score at baseline (SD): D1: 22.1 (2.9) D2: 22.4 (2.9)</p> <p>Mean score at endpoint (SD): D1: 10.8 (6.4) D2: 9.7 (6.4)</p> <p>Mean score change (SD): D1: -11.3 D2: -12.7</p> <p>Mean score change was not reported; Calculated by reviewer 1</p> <p>MADRS No. of responders: D1: 45 D2: 49</p> <p>Mean score at baseline (SD): D1: 22.1 (2.9) D2: 22.4 (2.9)</p>	<p>Overall adverse events, %: D1: 80 D2: 79</p> <p>Diarrhea, %: D1: 31 D2: 25</p> <p>Dizziness, %: D1: 23 D2: 42</p> <p>Headache, %: D1: 22 D2: 32</p> <p>Insomnia, %: D1: 26 D2: 20</p> <p>Nausea, %: D1: 17 D2: 17</p> <p>Sexual dysfunction, %: D1: 21 D2: 23</p> <p>Attrition Overall attrition, %: 20</p> <p>Attrition rate, %: D1: 23 D2: 17</p> <p>Withdrawals due to adverse events, % D1: 1 D2: 4</p> <p>Withdrawals due to lack of efficacy, % D1: NR D2: NR</p>

Evidence Table 1. Randomized controlled trials and observational studies (continued)

Study Characteristics	Research Objective, Intervention, Duration, etc	Inclusion/Exclusion Outcome Measures	Population Characteristics	Health Outcome Results	Adverse Events
		<ul style="list-style-type: none"> bipolar) • Current or past diagnosis of bipolar disorder or any psychotic disorder • Current diagnosis of delirium or dementia • A mental condition rendering patient unable to understand study • Schizoid, schizotypal, or borderline personality disorder. • Illicit drug and alcohol abuse • Alcohol or Ddependence or abuse within last 6 months. • Clinically significant medical disease • Any serious and/or unstable medical condition • Abnormal baseline laboratory finding considered indicative of conditions that might affect study results • Impaired hepatic function • Impaired renal function • History of seizure disorder. • Investigational drug use within last: 90 days • ECT within last: 30 days • Suicidal tendencies (acute or other): Score of 3 or 4 on suicide item of HAMD. • Previous non-response 		<p>Mean score change (SD): D1: -1.5 D2: -1.8</p> <p>CGI-S D1: SER D2: VEN XR</p> <p>n at baseline: D1: 82 D2: 78</p> <p>Mean score at baseline (SD): D1: 4.1(0.5) D2: 4.2 (0.5)</p> <p>Mean score at endpoint (SD): D1: 2.6 (1.1) D2: 2.4 (1.1)</p> <p>Mean score change was not reported; Calculated by reviewer 1</p> <p>CGI-I D1: SER D2: VEN XR</p> <p>CGII Yes</p> <p>Intervention: D1: SER D2: VEN XR</p> <p>n at baseline: D1: 82 D2: 78</p> <p>Mean score at endpoint (SD): D1: 2.3 (1.1) D2: 2.0 (1.1)</p> <p>Number of patients achieving a score</p>	<p>Comments NR</p>

Evidence Table 1. Randomized controlled trials and observational studies (continued)

Study Characteristics	Research Objective, Intervention, Duration, etc	Inclusion/Exclusion Outcome Measures	Population Characteristics	Health Outcome Results	Adverse Events
		<p>to SER, VEN XR, or to 2 antidepressants in current episode</p> <ul style="list-style-type: none"> • Use of herbal and/or homeopathic remedies within 2 weeks of baseline • History of intolerance or hypersensitivity to SER and/or VEN XR • Likelihood of requiring treatment during study period with drugs not permitted by study protocol. <p>Outcome measures</p> <ul style="list-style-type: none"> • HAM-D • CGI-S and CGI-I • QOL scales: Q-LES-Q • HAM-A 		<p>1: 50 2: 57 345</p> <p>The authors state that 75% of VEN group were rated as much or very much improved on CGI-I - as n for VEN is 76 after baseline, this n was used to calculate number of patients (by reviewer #2)</p> <p>QOL scale Q-LES-Q</p> <p>Intervention: D1: SER D2: VEN XR</p> <p>n at baseline: D1: 82 D2: 78</p> <p>Mean score at baseline (SD): D1: 0.53 (0.10) D2: 0.51 (0.08)</p> <p>Mean score at endpoint (SD): D1: 0.69 (0.12) D2: 0.67 (0.12)</p> <p>Mean score change (SD): D1: +0.16 D2: +0.16</p> <p>Mean score change was not reported; Calculated by reviewer 1</p> <p>Another QOL scale NR</p> <p>Is adherence reported? NR</p> <p>Rate of adherence or</p>	

C-262

Evidence Table 1. Randomized controlled trials and observational studies (continued)

Study Characteristics	Research Objective, Intervention, Duration, etc	Inclusion/Exclusion Outcome Measures	Population Characteristics	Health Outcome Results	Adverse Events	
				compliance NR		
Study Characteristics	Research Objective Duration Study Design	Inclusion/Exclusion	Baseline Characteristics	Health Outcome Results	Adverse Events (%)	Analysis and Quality Rating
Author: Silverstone and Ravindran, 1999 ⁸⁸ Silverstone and Salinas, 2001 ¹⁷² Country and setting: Canada Multicenter Funding: Wyeth-Ayerst International	Research objective: Comparison of VEN XR and FLUOX in outpatients with depression and anxiety Duration of study: 12 wks Study design: RCT Overall study N: 249 Intervention: D1: PBO D2: VEN: 75-225 mg/d (could be increased to 150 mg/d on day 14 and 225 mg/d on day 28) D3: FLUOX: 20-60 mg/d (could be increased to 40 mg/d on day 14 and 60 mg/d on day 28)	Inclusion criteria: <ul style="list-style-type: none"> Adults 18 or older Diagnosed with MDD according to DSM-III or -IV Minimum HAM-D score of 20 Depression for 1 mo before study Exclusion criteria: <ul style="list-style-type: none"> Pregnant Lactating Additional mental illnesses or organic mental disorder Illicit drug and alcohol abuse Clinically sig medical disease Investigational drug ECT within last 30 days Suicidal tendencies 	Mean age (yrs): D1: 41.6 D2: 41.1 D3: 43.2 Sex (% female): D1: 64 D2: 60 D3: 57.6 Race (% white): NR Baseline (HAM-A): NR Mean HAM-D score at baseline: D1: 27.6 (5.1) D2: 27.0 (4.6) D3: 27.1 (4.5)	No statistical comparisons between FLUOX and VEN (just PBO) At wk 12 response rates were 67% for VEN and 62% for FLUOX (<i>P</i> = NR) HAM-D scores in VEN and FLUOX groups dropped sig when compared with PBO VEN had sig more HAM-A responders at wk 12 than FLUOX HAM-D remission rate in VEN group was sig compared to PBO at wks 3, 4, 6, 8, 12 and final HAM-D remission rate in FLUOX group was sig compared to PBO at wks 8, 12, and final Patients in VEN group showed a sig decrease in HAM-D and HAM-A scores compared to PBO (<i>P</i> < 0.05) With Comorbid GAD vs. not with GAD HAM-D Remission FLUOX 33% vs. 48% VEN 41% vs. 48% PBO 12% vs. 25%	Changes in weight (decrease): D2: 10 D3: 7 Dizziness: D2: 38 D3: 18 Insomnia: D2: 32 D3: 25 Somnolence (fatigue): D2: 13 D3: 14 Sweating (increase): D2: 10 D3: 10	Overall attrition rate: 32% With Comorbid GAD vs. not with GAD D1: 28% vs. 44% D2: 29% vs. 29% D3: 36% vs. 23% ITT analysis: Yes Quality rating: Fair

C-263

Evidence Table 1. Randomized controlled trials and observational studies (continued)

HAM-A remission
 FLUOX 36% vs. 33%
 VEN 31% vs. 47%
 PBO 12% vs. 28%

Study Characteristics	Research Objective	Inclusion/Exclusion	Baseline Characteristics	Health Outcome Results	Adverse Events (%)	Analysis and Quality Rating
Author: Simon et. al., 2004 ¹⁵¹ Country and setting: United States Multicenter study Funding: Wyeth	Research objective: To evaluate efficacy of VEN XR in prevention of relapse of depression by continuation treatment Duration of study: 8 wk acute phase; 6 mo continuation phase Study design: RCT Overall study N: 318 entered relapse prevention study (490 in acute phase) Intervention: D1: VEN XR 75-225 mg/d D2: PBO	Inclusion criteria: <ul style="list-style-type: none"> • Adults 18+ • Diagnosed with MDD according to DSM-III or -IV • Minimum HAM-D score of >20 • No greater than 20% decrease in HAM D between evaluations Exclusion criteria: <ul style="list-style-type: none"> • Pregnant • Lactating • Concomitant psychotherapeutic or psychotropic medications • Clinically sig medical disease • Investigational drug use • Suicidal tendencies • Seizure • Antipsychotic medication • FLUOX within 30 days 	Mean age (yrs): D1: 43 D2: 41 Sex (% female): D1: 102 (66%) D2: 86 (62%) Race (% white): NR Baseline HAM-A: N/A Baseline HAM-D: D1: 6.5 D2: 6.4	HAM-D At day 56 D1: 6.5 D2: -6.4 MADRS At day 56 D1: 74 D2: -7.2 Relapse rates, % At 6 months D1: 28 D2: 52 P < 0.001	Overall adverse events: D1: 97% D2: 93% Cardiovascular adverse events: D1: 6% D2: 2% Constipation: D1: 7% D2: 3% Sexual dysfunction: D1: 5% D2: 2% Sweating (increase): D1: 11% D2: 5%	Overall attrition rate: 62% ITT Analysis Yes Quality rating: Fair

C-264

Evidence Table 1. Randomized controlled trials and observational studies (continued)

Study Characteristics	Research Objective, Intervention, Duration, etc	Inclusion/Exclusion Outcome Measures	Population Characteristics	Health Outcome Results	Adverse Events
<p>Author, Year Simon et al., 2006²²⁰</p> <p>Country and Setting United States, large insured population</p> <p>Funding Grants from NIMH</p> <p>Quality rating: Fair</p>	<p>Research objective To evaluate risk of suicide death and serious suicide attempt in relation to initiation of antidepressant treatment.</p> <p>Drugs, Doses, and Range</p> <p>Fixed dose No</p> <p>Flexible dose Yes</p> <p>Dosages equivalent No</p> <p>Study design Observational</p> <p>Duration 10.5 years</p> <p>Type of depression</p> <ul style="list-style-type: none"> • MDD • Dysthymia • Diagnosis of unipolar MDD, dysthymia, or depressiver disorder not otherwise specified (ICD-9 code 311) <p>Intervention Antidepressant Prescription</p>	<p>Inclusion criteria:</p> <ul style="list-style-type: none"> • Dysthymia • Outpatient antidepressant prescription filled between Jan. 1, 1992, and June 30, 2003 • No antidepressant prescription filled in previous 180 days • Unipolar MDD, dysthymia, or depressive disorder not otherwise specified during 30 days before or 30 days after index prescription • Limited to persons enrolled in GHC health plan during 6 months before index prescription. <p>Exclusion criteria: NR</p> <p>Outcome measures NR</p>	<p>Groups similar at baseline N/A</p> <p>n = D1: 65103</p> <p>Mean age, years D1: 44 (SD: 18)*</p> <p>Sex, % female D1: 69.5%*</p> <p>Race, % white NR</p> <p>Baseline HAM-A NR</p> <p>Insomnia, % NR</p> <p>Concomitant anergia, % NR</p> <p>Experienced prior depressive episodes, % NR</p> <p>Comments: *Results are based on overall study population (ages 5 to 105 years). A total of 9,520 members contributed 2 treatment epsodes to sample, and 1,916 members contributed more than 2 epsodes.</p> <p>Outpatients/Inpatients Both</p> <p>Baseline mean HAM-A > 25? NR</p> <p>Mean age at baseline Less than 65 years</p>	<p>HAM-D NR</p> <p>MADRS NR</p> <p>CGI-S NR</p> <p>CGI-I NR</p> <p>CGII No</p> <p>QOL scale NR</p> <p>Another QOL scale NR</p> <p>Is adherence reported? NR</p> <p>Rate of adherence or compliance NR</p> <p>Additional Results:</p> <ul style="list-style-type: none"> • Risk of suicide death during first 6 months after initial antidepressant prescription (suicide deaths per 100,000) • Results were presented in a figure. results (approximately) are as follow: age 18-30: 62 per 100,000; age 31-50: 30 per 100,000; age > 50: 56 per 100,000. 95 % CIs were also reported, but only in graph. • Risk of suicide attempt during first 6 months 	<p>Attrition Overall attrition, %: Rate of attrition was not reported. There were 31 suicide deaths during 6-month follow-up period (0.048%). It could not be determined if 31 suicide deaths included individuals under age of 18.</p> <p>Attrition rate, %: NR</p> <p>Withdrawals due to adverse events, % NR</p> <p>Withdrawals due to lack of efficacy, % NR</p> <p>Comments NR</p>

Evidence Table 1. Randomized controlled trials and observational studies (continued)

Study Characteristics	Research Objective, Intervention, Duration, etc	Inclusion/Exclusion Outcome Measures	Population Characteristics	Health Outcome Results	Adverse Events
			<p>Mean HAM-D at baseline NR</p>	<p>after initial antidepressant prescription (suicide attempts per 100,000)</p> <ul style="list-style-type: none"> • Results were presented in a figure. <p>Results (approximately) are as follow:</p> <ul style="list-style-type: none"> • age 18-30: 149 per 100,000; • age 31-50: 75 per 100,000; • age > 50: 48 per 100,000. • 95 % confidence intervals were reported, but only in graph. <p>Rates of suicide death during first 6 months after initial antidepressant prescription (by month), rates of suicide attempts during 3 months before and 6 months after initial antidepressant prescription (by month), and rates of suicide attempts during 4 weeks before and 4 weeks after initial antidepressant prescription (by week) were also reported. However, results on overall study population (adults + children and adolescents) and/or children and adolescents-not just adults.</p>	

Evidence Table 1. Randomized controlled trials and observational studies (continued)

Study Characteristics	Research Objective Duration Study Design	Inclusion/Exclusion	Baseline Characteristics	Health Outcome Results	Adverse Events (%)	Analysis and Quality Rating
<p>Author: Sir et al., 2005⁸⁹</p> <p>Country and setting: Australia and Turkey Clinics (Turkey 7 and Australia 6)</p> <p>Funding: Pfizer, Inc</p>	<p>Research objective: Test for diffs between SER and VEN XR on measures of QOL. Test for efficacy diffs on measures of depressive symptoms and tolerability, including discontinuation symptoms</p> <p>Duration of study: 8 wks then up to 2 wks discontinuation</p> <p>Study design: RCT</p> <p>Overall study N: 163</p> <p>Intervention: D1: SER: 50-150 mg/d D2: VEN: 75-225 mg/d</p>	<p>Inclusion criteria:</p> <ul style="list-style-type: none"> Adults 18 or older MDD diagnosis according to DSM-III or -IV Minimum HAM-D score of 18 <p>Exclusion criteria:</p> <ul style="list-style-type: none"> Pregnant Lactating Concomitant psychotherapeutic or psychotropic medications Additional mental illnesses or organic mental disorder Illicit drug and alcohol abuse Non-response to an adequate trial of 2 ADs in current episode 	<p>Mean age (yrs): D1: 37.3 D2: 36.8</p> <p>Sex (% female): D1: 72.2 D2: 66.7</p> <p>Race (% white): D1: 96.2 D2: 100</p> <p>Baseline (HAM-A): NR</p> <p>Mean HAM-D score at baseline: D1: 23.4 (4.4) D2: 23.5 (4.4)</p>	<p>Efficacy: No sig diff exists in terms of efficacy between VEN and SER.</p> <p>HAM-D responders: D1: 70.9% D2: 70.9% (<i>P</i> = 0.95)</p> <p>HAM-D remitters: D1: 59.5% D2: 54.4% (<i>P</i> = 0.47)</p> <p>Discontinuation of SER is associated with fewer discontinuation-emergent symptoms than for discontinuation of VEN</p> <p>Change in Q-LES-Q: D1: 16.8 + 1.77 D2: 17.5 + 14.5 (<i>P</i> = 0.74)</p>	<p>Dizziness: D1: 32.9 D2: 26.2</p> <p>Headache: D1: 44.3 D2: 32.1</p> <p>Insomnia: D1: 35.4 D2: 27.4</p> <p>Nausea: D1: 51.9 D2: 47.6</p> <p>Somnolence (fatigue): D1: 21.5 D2: 26.2</p> <p>Sweating (increase): D1: 31.6 D2: 21.4</p>	<p>Overall attrition rate: 23%</p> <p>ITT analysis: Yes</p> <p>Quality rating: Good</p>

Evidence Table 1. Randomized controlled trials and observational studies (continued)

Study Characteristics	Research Objective, Intervention, Duration, etc	Inclusion/Exclusion	Population Characteristics	Health Outcome Results	Adverse Events
<p>Author, Year Soares et al. 2010^{1,52}</p> <p>Country and Setting Multinational (Chile, Argentina, Colombia, Mexico and USA) and Multicenter (72)</p> <p>Funding Wyeth - Pfizer</p> <p>Quality rating: KQ1 and KQ4 Poor KQ2 Fair</p>	<p>Research objective the efficacy, safety, and tolerability of desvenlafaxine and escitalopram for major depressive disorder (MDD) in postmenopausal women</p> <p>Drugs, Doses, and Range D1: flexible-dose desvenlafaxine (100-200 mg/d) D2: flexible-dose escitalopram (10-20 mg/d)</p> <p>Flexible dose</p> <p>Dosages equivalent - yes</p> <p>Study design 8 week RCT (6 month continuation phase for responders)</p> <p>Duration 8 weeks + 26 weeks</p> <p>Type of depression • MDD</p>	<p>Inclusion criteria:</p> <ul style="list-style-type: none"> • between 40 and 70 years of age with a • primary diagnosis of MDD • MADRS 22 or more <p>Exclusion criteria:</p> <ul style="list-style-type: none"> • treatment with or had known hypersensitivity to desvenlafaxine; or venlafaxine or citalopram or escitalopram; • risk of suicide based on clinical judgment; • current psychoactive substance abuse or dependence, manic episodes, PTSD; OCD; bipolar or psychotic disorder, or clinically important personality disorder; • seizure disorder; • clinically important medical disease; • formal CBT or IPT within 30 days; • used prohibited treatments, including hormone products, within 4 weeks to 6 months 	<p>Groups similar at baseline</p> <p>n = D1: 224 (137) D2: 237 (160)</p> <p>Mean age, years D1: 56 (56) D2: 56 (56)</p> <p>Sex, % female 100%</p> <p>Race, % white D1: 79 (80) D2: 82 (81)</p>	<p>HAM-D</p> <p>Mean score at baseline (SD): D1: 23 (4) D2: 23 (4)</p> <p>Mean score at endpoint (6 months): D1: 10.67 (6.56) D2: 9.41 (7.32) D3:</p> <p>Mean score change (SD): D1: -12.33 (0.44) (-16.44(6.65)) D2: -13.59 (0.42) (-15.68 (6.30))</p> <p>Response at 8 weeks D1: 137/299 (45.8%) D2: 160/308 (51.9%)</p> <p>Among responders, ongoing response at 52 weeks D1: 25/137 (18%) D2: 32/160 (20%)</p>	<p>Attrition Overall attrition, %: 16</p> <p>Attrition rate, %: D1: 17.2% (19.2%) D2: 14.4% (19.7%)</p> <p>Withdrawals due to adverse events, % D1: 6.1% (6.4%) D2: 4.3% (5.8%)</p> <p>Withdrawals due to lack of efficacy, % D1: 1% (0.58%) D2: 1% (0.53%)</p> <p>Adverse Events n (%) Desvenlafaxine vs. Escitalopram Acute phase Headache 76 (26) vs. 85 (28) Dry mouth 83 (28) vs. 60 (20) Nausea 74 (25) vs. 61 (20) Constipation 52 (18) vs. 28 (9) Somnolence 42 (14) vs. 48 (16) Diarrhea 26 (9) vs. 49 (16) Sweating 43 (15) vs. 33 (11) Insomnia 33 (11) vs. 39 (13) Dizziness 33 (11) vs. 28 (9) Abdominal pain 29 (10) 21 (7) Continuation Phase Headache 67 (39) vs.74 (39) Dry mouth 51 (30) vs. 48 (26) Nausea 48 (28) vs.46 (25) Diarrhea 20 (12) vs. 47 (25) Constipation 43 (25) vs. 21 (11) Insomnia 29 (17) vs. 40 (21) Somnolence 28 (16) vs. 39 (21) Sweating 33 (19) vs. 29 (15) Infection 20 (12) vs.35 (19) Abdominal pain 31 (18) vs. 24 (13)</p>

Evidence Table 1. Randomized controlled trials and observational studies (continued)

Study Characteristics	Research Objective, Intervention, Duration, etc	Inclusion/Exclusion	Population Characteristics	Health Outcome Results	Adverse Events
					Pain 28 (16) vs. 27 (14) Asthenia 27 (16) vs. 23 (12) Arthralgia 26 (15) vs. 29 (15) Accidental injury 17 (10) vs. 27 (14) Dizziness 22 (13) vs. 22 (12) Weight gain 13 (8) vs. 24 (13) Flu syndrome 22 (13) vs. 12 (6) Back pain 21 (12) vs. 19 (10) Dyspepsia 17 (10) vs. 21 (11) Upper respiratory tract infection 11 (6) vs. 19 (10)

Evidence Table 1. Randomized controlled trials and observational studies (continued)

Study Characteristics	Research Objective, Intervention, Duration, etc	Inclusion/Exclusion Outcome Measures	Population Characteristics	Health Outcome Results	Adverse Events
<p>Author, Year Stang et al. 2007²²¹</p> <p>Country and Setting USA</p> <p>Funding GlaxoSmithKline</p> <p>Quality rating: Fair</p>	<p>Research objective To assess impact of dosing frequency (once daily with BUP XL vs. twice daily with BUP SR) on adherence to BUP therapy.</p> <p>Drugs, Doses, and Range D1: BUP (SR 150-400 mg 2 x daily): dose range NR D2: BUP XL (150-450 mg 1 x daily): dose range NR</p> <p>Fixed dose No</p> <p>Flexible dose Yes</p> <p>Dosages equivalent</p> <p>Study design Observational</p> <p>Duration October 2004 to October 2005</p> <p>Type of depression Documented diagnosis of depression during study period was not requirement for inclusion - study is based on prescription data</p> <p>Intervention D1: BUP XL D2: BUP SR</p>	<p>Inclusion criteria:</p> <ul style="list-style-type: none"> Patients of any age in US with prescription for BUP XL or BUP SR were identified from prescription database maintained by Cataline Health Resource. <p>Exclusion criteria:</p> <p>Outcome measures</p> <ul style="list-style-type: none"> Refill adherence Persistence 	<p>Groups similar at baseline N/A only data on percentage of females and age reported</p> <p>n = D1: 257049 D2: 12468</p> <p>Mean age, years Females D1: 42.6 D2: 47.3 Males D1: 42.3 D2: 45.0</p> <p>Sex, % female D1: 69 D2: 67</p> <p>Race, % white NR</p> <p>Baseline HAM-A NR</p> <p>Insomnia, % NR</p> <p>Concomitant anergia, % NR</p> <p>Experienced prior depressive episodes, % NR</p> <p>Comments: NR</p>	<p>HAM-D NR</p> <p>MADRS NR</p> <p>CGI-S NR</p> <p>CGI-I NR</p> <p>CGII No</p> <p>QOL scale NR</p> <p>Another QOL scale NR</p> <p>Is adherence reported? NR</p> <p>Rate of adherence or compliance Refill adherence over 1-year period was greater with BUP XL than BUP SR. The percentage of patients with ≥ 1 refill over 1 year was 60.1% with BUP XL compared with 51.3% with BUP SR ($P < 0.0001$). Percentage of patients with ≥ 2 refills over 1 year was 47.9 for BUP XL and 34.0 for BUP SR; percentages for ≥ 3 refills over 1 year was 40.0 for BUP XL and 21.7 for BUP SR; percentages for ≥ 4 refills over 1 year was 33.9 for BUP XL and 15.5</p>	<p>Attrition Overall attrition, %: N/A</p> <p>Attrition rate, %: NR</p> <p>Withdrawals due to adverse events, % NR</p> <p>Withdrawals due to lack of efficacy, % NR</p> <p>Comments NR</p>

C-270

Evidence Table 1. Randomized controlled trials and observational studies (continued)

Study Characteristics	Research Objective, Intervention, Duration, etc	Inclusion/Exclusion Outcome Measures	Population Characteristics	Health Outcome Results	Adverse Events
				<p>for BUP SR; percentages for ≥ 5 refills over 1 year was 29.9 for BUP XL and 11.5 for BUP SR; percentage of patients with ≥ 6 refills over 1 year was 25.3% with BUP XL compared with 9.5% with BUP SR. Refill adherence over time was calculated as percentage of patients with $\geq 1, 2, 3, 4, 5,$ and $6+$ refills from October 2004 to October 2005.</p> <p>BUP XL was associated with significantly greater likelihood of refilling a prescription than BUP SR ($P < 0.0001$). Persistence was considered to be maintained if days of medication supply from previous prescription plus a 30-day grace period exceeded number of days between previous prescription date and current prescription fill date. medication possession ratio over a 9-month period was 1.5-fold higher for BUP XL (0.26) than it was for BUP SR (0.16), a finding that suggests that those on XL formulation were likely to remain on BUP for 50% longer than those on SR formulation.</p>	
				<p>Additional Results: NR</p>	

Evidence Table 1. Randomized controlled trials and observational studies (continued)

Evidence Table 1. Randomized controlled trials and observational studies (continued)

Study Characteristics	Research Objective Duration Study Design	Inclusion/Exclusion	Baseline Characteristics	Health Outcome Results	Adverse Events (%)	Analysis and Quality Rating
<p>Author: Strik et al., 2000²⁵⁰</p> <p>Country and setting: Netherlands Hospitals (2)</p> <p>Funding: Eli Lilly Dutch Prevention Fund; Maastricht University Hospital Research Fund</p>	<p>Research objective: To investigate efficacy and safety of FLUOX in patients with depression after first MI</p> <p>Duration of study: Maximum of 25 wks (acute phase 9 wks; continuation phase 16 wks)</p> <p>Study design: RCT</p> <p>Overall study N: 54</p> <p>Intervention: D1: FLUOX: 20-60 mg/d D2: PBO</p>	<p>Inclusion criteria:</p> <ul style="list-style-type: none"> • Adults 18 to 75 • Diagnosed with MDD according to DSM-III or -IV • Minimum HAM-D score of 17 • 3 to 12 mos post-MI <p>Exclusion criteria:</p> <ul style="list-style-type: none"> • Concomitant psychotherapeutic or psychotropic medications • Additional mental illnesses or organic mental disorder • Clinically sig medical disease • Right ventricular filling pressure > 30 mmHG; ATVI < 20 cm 	<p>Mean age (yrs): D1: 54.1 D2: 58.7</p> <p>Sex (% female): D1: 22.2 D2: 37.0</p> <p>Race (% white): NR</p> <p>Baseline (HAM-A): NR</p> <p>Baseline HAM-D: D1: 22.0 (3.5) D2: 21.2 (3.7)</p>	<p>At 9 wks mean HAM-D-17 score FLUOX - 8.34(5.87) vs. PBO 5.84(5.92) (<i>P</i> = 0.06) but mildly depressed patients in FLUOX group had endpoint HAM-D scores sig different (by 5.4 points) than PBO (<i>P</i> = 0.01). At wk 25- responder rates 48% (FLUOX) vs. 26% (PBO) (<i>P</i> = 0.05) and remission rates 26% (FLUOX) vs. 14.8% (PBO) (<i>P</i> = 0.60)</p>	<p>Cardiovascular adverse events: D1: 18.5 D2: NR</p>	<p>Overall attrition rate: 25.9%</p> <p>ITT Analysis Yes</p> <p>Quality rating: Good</p>

Evidence Table 1. Randomized controlled trials and observational studies (continued)

Study Characteristics	Research Objective Duration Study Design	Inclusion/Exclusion	Baseline Characteristics	Health Outcome Results	Adverse Events (%)	Analysis and Quality Rating
<p>Author: Terra and Montgomery, 1998¹⁵³</p> <p>Country and setting: France Multicenter, outpatient</p> <p>Funding: NR</p>	<p>Research objective: To evaluate efficacy of FLUV in reducing risk of new episodes of depression</p> <p>Duration of study: 1 yr</p> <p>Study design: RCT</p> <p>Overall study N: 204 (number enrolled in double-blind prophylactic treatment phase)</p> <p>Intervention: D1: FLUV: 100 mg/d D2: PBO</p>	<p>Inclusion criteria:</p> <ul style="list-style-type: none"> Adults 18 to 70 Diagnosed with MDD according to DSM-III or -IV Acute phase: MADRS>25 History of at least 2 episodes of major depression in previous 5 yrs <p>Exclusion criteria:</p> <ul style="list-style-type: none"> Pregnant Lactating Concomitant psychotherapeutic or psychotropic medications, but benzos and hypnotics were also allowed during acute/continuation phases if started more than 3 mos before start Clinically sig medical disease ECT within last 2 wks Epilepsy or history of convulsions, Additional mental illnesses or organic mental disorder Illicit drug and alcohol abuse 	<p>Mean age (yrs): D1: 44.5 D2: 45.0</p> <p>Sex (% female): D1: 70 D2: 77.7</p> <p>Race (% white): NR</p> <p>Baseline HAM-A: NR</p> <p>Baseline HAM-D: NR</p>	<p>Incidence of recurrence was lower in FLUV (12.7%) than PBO (35.1%) ($P < 0.001$)</p> <p>Highly sig diff between FLUV and PBO in distribution of time to recurrence ($P < 0.001$). time to recurrence sig longer for FLUV and PBO (181 vs. 96 days, $P < 0.005$)</p>	<p>Changes in weight (decrease): D1: 1</p> <p>Headache: D1: 5</p> <p>Sexual dysfunction: D1: 0</p> <p>Somnolence (fatigue): D1: 4</p>	<p>Overall attrition rate: NR</p> <p>ITT Analysis Yes</p> <p>Quality rating: Fair</p>

Evidence Table 1. Randomized controlled trials and observational studies (continued)

Study Characteristics	Research Objective Duration Study Design	Inclusion/Exclusion	Baseline Characteristics	Health Outcome Results	Adverse Events (%)	Analysis and Quality Rating
<p>Author: Thapa et al., 1998²²²</p> <p>Country and setting: United States 53 rest homes</p> <p>Funding: CDC and FDA</p>	<p>Research objective: To compare rate of falls between nursing home residents using SSRIs and TCAs</p> <p>Duration of study: N/A</p> <p>Study design: Observational</p> <p>Overall study N: Cohort- 2,428</p> <p>Intervention: D1: Non-users (847) D2: TCAs (665) D3: SSRIs (612) D4: TRA (304)</p>	<p>Inclusion criteria:</p> <ul style="list-style-type: none"> Adults 65 or older Nursing home residents who were new users of antidepressants, in facility more than 30 days <p>Exclusion criteria: NR</p>	<p>Mean age (yrs): D1: 83 D2: 82.1 D3: 82.1 D4: 82.2</p> <p>Sex (% female): D1: 75.9 D2: 75.2 D3: 74 D4: 73</p> <p>Race (% black): D1: 13.2 D2: 5.1 D3: 5.9 D4: 6.6</p> <p>Baseline HAM-A: NR</p> <p>Baseline HAM-D: NR</p>	<p>Rate of falls per 100 person-yr</p> <p>PAR- 301 RR, 95% CI, 2.3 (2.1-2.6) Adjusted RR, 1.7 (1.5-1.9)</p> <p>FLUOX- 314 RR, 95% CI, 2.4 (2.1-2.8) Adjusted RR, 1.8 (1.6-2.1)</p> <p>SER- 342 RR, 95% CI, 2.6 (2.3-3.0) Adjusted RR, 1.8 (1.5-2.1)</p> <p>TRA- 244 RR, 95% CI, 1.9 (1.7-2.1) Adjusted RR, 1.2 (1.0-1.4)</p>	<p>NR</p>	<p>Overall attrition rate: N/A</p> <p>ITT Analysis N/A Retrospective Cohort</p> <p>Quality rating: Fair</p>

Evidence Table 1. Randomized controlled trials and observational studies (continued)

Study Characteristics	Research Objective Duration Study Design	Inclusion/Exclusion	Baseline Characteristics	Health Outcome Results	Adverse Events (%)	Analysis and Quality Rating
<p>Author: Thase et al., 1996⁶⁰ Kocsis et al., 1997⁵⁹</p> <p>Country and setting: United States Multicenter (17 United States centers)</p> <p>Funding: NR</p>	<p>Research objective: To evaluate safety and efficacy of SER and IMI in treating dysthymia</p> <p>Duration of study: 12 wks</p> <p>Study design: RCT</p> <p>Overall study N: 416</p> <p>Intervention: D1: SER: 50-200 mg/d D2: Imipramine: 50-300 mg/d D3: PBO</p>	<p>Inclusion criteria:</p> <ul style="list-style-type: none"> Adults 25 to 65 Minimum HAM-D score of 12 Dysthymia Early onset dysthymia Duration ≥ 5 yrs Depression symptom-free mos ≤ 2 <p>Exclusion criteria:</p> <ul style="list-style-type: none"> Pregnant Lactating Additional mental illnesses or organic mental disorder Illicit drug and alcohol abuse Suicidal tendencies Previous nonresponse to at least 2 adequate antidepressant trials Concurrent MDD 	<p>Mean age (yrs): D1: 42 D2: 42 D3: 42</p> <p>Sex (% female): D1: 65 D2: 65 D3: 65</p> <p>Race (% white): D1: 95 D2: 95 D3: 95</p> <p>Baseline (HAM-A): NR</p> <p>Mean HAM-D score at baseline: D1: 12.7 (4) D2: 13.4 (3.8) D3: 12.7 (3.9)</p>	<p>SER group showed sig more responders than PBO (59.0% vs. 44.3%; $P < 0.02$)</p> <p>A sig greater proportion of patients in SER group increased in psychosocial functioning compared to PBO (61% vs. 45%; $P = 0.01$) as measured by Global Assessment of Functioning Score of 71 or more</p> <p>Sig improvements in family relationships, marital relationships, and parental role functioning</p> <p>Sig more SER patients than PBO patients were classified as harm avoidance responders ($P = 0.001$)</p>	<p>Cardiovascular adverse events: D1: 4 D2: 9 D3: 2</p> <p>Constipation: D1: 16 D2: 40 D3: 9</p> <p>Diarrhea: D1: 21 D2: 7 D3: 10</p> <p>Dizziness: D1: 14 D2: 28 D3: 16</p> <p>Headache: D1: 41 D2: 39 D3: 46</p> <p>Insomnia: D1: 24 D2: 12 D3: 17</p> <p>Nausea: D1: 27 D2: 26 D3: 20</p> <p>Somnolence (fatigue): D1: 23 D2: 32 D3: 12</p> <p>Sweating (increase): D1: 12 D2: 28 D3: 6</p>	<p>Overall attrition rate: 24.3%</p> <p>ITT analysis: Yes</p> <p>Quality rating: Fair</p>

Evidence Table 1. Randomized controlled trials and observational studies (continued)

Study Characteristics	Research Objective Duration Study Design	Inclusion/Exclusion	Baseline Characteristics	Health Outcome Results	Adverse Events (%)	Analysis and Quality Rating
<p>Author: Thase et al., 2001¹⁵⁵</p> <p>Country and setting: United States Multicenter (12) Outpatient</p> <p>Funding: Organon Inc</p>	<p>Research objective: Evaluate efficacy and safety of mirazapine in continuation phase therapy</p> <p>Duration of study: Acute Phase- 8-12 wks Continuation Phase- up to 40 wks</p> <p>Study design: RCT</p> <p>Overall study N:</p> <ul style="list-style-type: none"> • 410 for open-label • 156 randomized to continuation treatment <p>Intervention: D1: MIR: 15-45 mg/d D2: PBO</p>	<p>Inclusion criteria:</p> <ul style="list-style-type: none"> • Adults 18 and up • Diagnosed with MDD according to DSM-III or -IV <p>Exclusion criteria:</p> <ul style="list-style-type: none"> • Pregnant • Concomitant psychotherapeutic or psychotropic medications • Additional mental illnesses or organic mental disorder • Illicit drug and alcohol abuse • Clinically sig medical disease • Investigational drug use 	<p>Mean age (yrs): D1: 40.1 D2: 40.7</p> <p>Sex (% female): D1: 52.6 D2: 48.8</p> <p>Race (% white): D1: 93.4 D2: 86.3</p> <p>Baseline HAM-A: NR</p> <p>Baseline HAM-D: D1: 5.0 (4.0) D2: 7.7 (6.7)</p>	<p>Relapse rates during 40-wk double blind continuation phase were 19.7% for MIR and 43.8% for PBO ($P < 0.001$)</p> <p>Between group diff in distribution of relapse risk over time was statistically sig ($P < 0.001$)</p> <p>Mean HAM-D for MIR was 6.1(7.2) and for PBO 10.7(8.8)</p>	<p>Overall adverse events: D1: 36 D2: 30</p> <p>Cardiovascular adverse events: D1: 21 D2: 23</p> <p>Changes in weight (increase): D1: 7.9 D2: 7.3</p> <p>Dizziness: D1: 3 D2: 4</p> <p>Headache: D1: 12 D2: 16</p> <p>Somnolence (fatigue): D1: 4 D2: 1</p>	<p>Overall attrition rate: 46% in acute phase 11.8% in continuation phase</p> <p>ITT Analysis Yes</p> <p>Quality rating: Fair</p>

Evidence Table 1. Randomized controlled trials and observational studies (continued)

Study Characteristics	Research Objective Duration Study Design	Inclusion/Exclusion	Baseline Characteristics	Health Outcome Results	Adverse Events (%)	Analysis and Quality Rating
<p>Author: Tignol, 1993⁹⁰</p> <p>Country and setting: France Multicenter</p> <p>Funding: SmithKline Beecham Pharmaceuticals</p>	<p>Research objective: To compare PAR and FLUOX in treatment of inpatients with major depression</p> <p>Duration of study: 6 wks</p> <p>Study design: RCT</p> <p>Overall study N: 178</p> <p>Intervention: D1: PAR: 20 mg D2: FLUOX: 20 mg</p>	<p>Inclusion criteria:</p> <ul style="list-style-type: none"> • Adults 18 to 65 • Diagnosed with MDD according to DSM-III or -IV • MADRS total score of 24 or more • Hospital inpatient at screening and for first 2 wks of trial <p>Exclusion criteria:</p> <ul style="list-style-type: none"> • Pregnant • Lactating • Concomitant psychotherapeutic or psychotropic medications • Additional mental illnesses or organic mental disorder • Illicit drug and alcohol abuse • Clinically sig medical disease • Investigational drug use within last 6 mos • ECT within last 3 mos • Suicidal tendencies • Receiving oral anticoagulant • Severe drug allergy/reaction in past 	<p>Mean age (yrs): D1: 43.0 D2: 44.7</p> <p>Sex (% female): D1: 64 D2: 75</p> <p>Race (% white): NR</p> <p>Baseline (HAM-A): NR</p> <p>Mean HAM-D score at baseline: NR</p>	<p>A reduction of 50% or more in MADRS scores among 75% of PAR and 78% of FLUOX patients. MADRS scores fell to ≤ 11 among 67% of PAR and 64% of FLUOX patients</p> <p>After 6 wks of treatment, CGI-S scores were 1 or 2 among 78% of PAR and 73% of FLUOX patients</p>	<p>Nausea: D1: 4 D2: 10</p>	<p>Overall attrition rate: 1.1%</p> <p>ITT analysis: Yes</p> <p>Quality rating: Fair</p>

Evidence Table 1. Randomized controlled trials and observational studies (continued)

Study Characteristics	Research Objective, Intervention, Duration, etc	Inclusion/Exclusion Outcome Measures	Population Characteristics	Health Outcome Results	Adverse Events
Author, Year Tourian et al., 2009 ⁹¹ Country and Setting USA; Multicenter (21) Funding Wyeth Pharmaceuticals Quality rating: Fair	Research objective To compare efficacy and tolerability of fixed-dose DES 50 and 100 mg/d with PBO for MDD. Drugs, Doses, and Range <ul style="list-style-type: none"> DES (50 mg 1 x daily): 50 or 100 mg/day DUL (40-60 mg 1-2 x daily): 60 mg/day PBO Fixed dose Yes Flexible dose No Dosages equivalent Yes Study design RCT N 474 Duration 8 weeks Type of depression Acute Recurrent MDD Intervention D1: DES 50 D2: DES 100 D3: DUL 60 D4: PBO	Inclusion criteria: <ul style="list-style-type: none"> Adults (age range): 18 years or more Diagnosed with MDD according to DSM-III or -IV HAM-D: 20 or more, HAM-D item,1 (depressed mood): 2 or more CGIS: 4 or more (moderately ill) Exclusion criteria: <ul style="list-style-type: none"> Pregnant Lactating Concomitant psychotherapeutic or psychotropic medications Additional mental illnesses or organic mental disorder not related to depression (e.g., schizophrenia, bipolar) Illicit drug and alcohol abuse Clinically significant medical disease Investigational drug use within last: 30 days Suicidal tendencies (acute or other): significant risk of suicide Outcome measures <ul style="list-style-type: none"> HAM-D MADRS CGI-S or CGI-I 	Groups similar at baseline Yes n = D1: 148 D2: 150 D3: 157 D4: 160 Mean age, years D1: 41 D2: 39 D3: 39 D4: 39 Sex, % female D1: 69 D2: 66 D3: 66 D4: 58 Race, % white D1: 75 D2: 73 D3: 75 D4: 76 Baseline HAM-A NR Insomnia, % NR Concomitant anergia, % NR Experienced prior depressive episodes, % NR Comments: NR Outpatients/Inpatients Outpatients Baseline mean HAM-A >	HAM-D Mean score at baseline (SD): D1: 23 (3) D2: 23 (3) D3: 23 (2) D4: 24 (3) Mean score change (SD): D1: -9.8, <i>P</i> : 0.198 D2: -10.5, <i>P</i> : 0.028 D3: -10.3, <i>P</i> : 0.047 D4: -8.7 MADRS n at baseline: D1: 143 D2: 145 D3: 152 D4: 156 Mean score at baseline (SD): D1: 23 (3) D2: 23 (3) D3: 23 (2) D4: 24 (3) Mean score change (SD): D1: -1.3 <i>P</i> : 0.248 D2: -1.4 <i>P</i> : 0.011 D3: -1.4 <i>P</i> : 0.026 D4: -1.1 CGI-S NR CGI-I Mean score at endpoint (SD): D1: 2.6 <i>P</i> : 0.154 D2: 2.4 <i>P</i> : 0.004 D3: 2.5 <i>P</i> : 0.011 D4: 2.8 (P-values=drug vs.	Constipation, %: D1: 6 D2: 7 D3: 11 D4: 3 Insomnia, %: D1: 11 D2: 14 D3: 19 D4: 3 Nausea, %: D1: 22 D2: 23 D3: 31 D4: 9 Vomiting, %: D1: 1 D2: 4 D3: 8 D4: 2 Attrition Overall attrition, %: 22% Attrition rate, %: D1: 19 D2: 22 D3: 24 D4: 24 Withdrawals due to adverse events, % D1: 5 D2: 7 D3: 13 D4: 6 Withdrawals due to lack of efficacy, % NR Comments NR

C-279

Evidence Table 1. Randomized controlled trials and observational studies (continued)

Study Characteristics	Research Objective, Intervention, Duration, etc	Inclusion/Exclusion Outcome Measures	Population Characteristics	Health Outcome Results	Adverse Events
			25? NR	placebo)	
			Mean age at baseline Less than 65 years	QOL scale NR	
			Mean HAM-D at baseline Greater than 17 (moderate to severe)	Another QOL scale NR	
				Is adherence reported? NR	
				Rate of adherence or compliance NR	
				Additional Results: NR	

Evidence Table 1. Randomized controlled trials and observational studies (continued)

Study Characteristics	Research Objective Duration Study Design	Inclusion/Exclusion	Baseline Characteristics	Health Outcome Results	Adverse Events (%)	Analysis and Quality Rating
<p>Author: Tylee et al., 1997⁹²</p> <p>Country and setting: UK</p> <p>Funding: Wyeth-Ayerst International</p>	<p>Research objective: Safety and efficacy of VEN and FLUOX in depression treated in general practice</p> <p>Duration of study: 12 wks + 7 day post follow-up</p> <p>Study design: RCT</p> <p>Overall study N: 341</p> <p>Intervention: D1: VEN: 75 mg/d D2: FLUOX: 20 mg/d</p>	<p>Inclusion criteria:</p> <ul style="list-style-type: none"> Adults 18 or older MDD diagnosis according to DSM-III or -IV Depressive symptoms for more than 2 wks <p>Exclusion criteria:</p> <ul style="list-style-type: none"> Pregnant Lactating Additional mental illnesses or organic mental disorder ECT within last 1 mo Suicidal tendencies 	<p>Mean age (yrs): D1: 43.5 D2: 45.5</p> <p>Sex (% female): D1: 67.8 D2: 74.7</p> <p>Race (% white): NR</p> <p>Baseline (HAM-A): NR</p> <p>Mean HAM-D score at baseline: NR</p>	<p>MADRS, HAM-D, and CGI scores decreased sig for both treatment groups but there were no sig diffs between treatment groups</p> <p>MADRS, HAM-D, or CGI responders: FLUOX: 62.8% VEN: 55.1% (<i>P</i> = NR (ns))</p> <p>MADRS remitters (MADRS ≤ 6): FLUOX: 34.1% VEN: 35.4% (<i>P</i> = NR (ns))</p> <p>No sig diffs in effects on sleep</p>	<p>Overall adverse events: D1: 80.7 D2: 71.8</p> <p>Diarrhea: D1: 4.1 D2: 6.5</p> <p>Dizziness: D1: 11.1 D2: 6.5</p> <p>Headache: D1: 11.1 D2: 17.1</p> <p>Nausea: D1: 34.5 D2: 18.2</p> <p>Somnolence (fatigue): D1: 7.0 D2: 4.7</p> <p>Sweating (increase): D1: 5.8 D2: 1.2</p>	<p>Overall attrition rate: 27%</p> <p>ITT analysis: Yes</p> <p>Quality rating: Fair</p>

Evidence Table 1. Randomized controlled trials and observational studies (continued)

Study Characteristics	Research Objective Duration Study Design	Inclusion/Exclusion	Baseline Characteristics	Health Outcome Results	Adverse Events (%)	Analysis and Quality Rating
<p>Author: Tzanakaki et al., 2000⁹³</p> <p>Country and setting: Greece and Italy Hospitalized and day care</p> <p>Funding: Wyeth-Ayerst International</p>	<p>Research objective: Efficacy and tolerability of VEN and FLUOX in patients with major depression and melancholia</p> <p>Duration of study: 6 wks</p> <p>Study design: RCT</p> <p>Overall study N: 109</p> <p>Intervention: D1: VEN: 225 mg/d D2: FLUOX: 60 mg/d</p>	<p>Inclusion criteria:</p> <ul style="list-style-type: none"> • Adults 18 to 64 • Outpatient or hospitalized • MDD with melancholia according to DSM-IV • MADRS of 25 or more • Depression symptoms for one mo or more <p>Exclusion criteria:</p> <ul style="list-style-type: none"> • Pregnant • Concomitant psychotherapeutic or psychotropic medications • Additional mental illnesses or organic mental disorder • Illicit drug and alcohol abuse • Clinically sig medical disease • Investigational drug use within last 30 days • ECT within last 30 days • Suicidal tendencies 	<p>Mean age (yrs): D1: 47 D2: 49</p> <p>Sex (% female): D1: 75 D2: 83</p> <p>Race (% white): NR</p> <p>Baseline (HAM-A): NR</p> <p>Mean HAM-D score at baseline: D1: 27.8 (5.6) D2: 27.1 (5.6)</p>	<p>At 6 wks, 65% of patients with VEN and 58% with FLUOX had $\geq 50\%$ reduction in MADRS score, and 70% with VEN and 62% with FLUOX had a CGI-I score of 1 or 2. A CGI-I score of 1 was observed in 51% of patients with VEN and 32% with FLUOX ($P = 0.018$). Final HAM-D score < 7 was attained in 41% of VEN and 36% of FLUOX patients</p> <p>Depression outcomes in melancholia:</p> <p>Response rates were similar for FLUOX-treated group (58%) and VEN group (65%; $P = \text{NR}$). Remission rates were similar for FLUOX (36%) and VEN (41%; $P = \text{NR}$)</p>	<p>Overall adverse events: D1: 49.1 D2: 46.3</p> <p>Constipation: D1: 7.3 D2: 1.9</p> <p>Dizziness: D1: 5.5 D2: 0</p> <p>Headache: D1: 5.5 D2: 1.9</p> <p>Insomnia: D1: 12.7 D2: 1.9</p> <p>Nausea: D1: 5.5 D2: 14.8</p> <p>Sweating (increase): D1: 5.5 D2: 3.7</p>	<p>Overall attrition rate: 22%</p> <p>ITT analysis: Yes</p> <p>Quality rating: Fair</p>

Evidence Table 1. Randomized controlled trials and observational studies (continued)

Study Characteristics	Research Objective, Intervention, Design, Sample Size, Duration, Type of Depression	Inclusion/Exclusion	Population Characteristics	Health Outcome Results	Adverse Events
Author, Year Ushiroyama et al., 2004 ⁹⁴ Country and Setting Japan, Menopause Center of OB/GYN Clinic of Osaka Medical College Funding NR Quality Rating Fair	Research objective To compare FLUV vs. PAR in depressed patients in menopause transition Intervention Drugs, Doses, and Range D1: FLUV 50 mg/day D2: PAR 20 mg/day Study design RCT n 105 Duration Three months Type of depression Major depressive disorder	Inclusion criteria <ul style="list-style-type: none"> Adults (age range): Women in perimenopause Diagnosed with MDD according to DSM-III or -IV: HAM-D: at least 13 Exclusion criteria <ul style="list-style-type: none"> Concomitant psychotherapeutic or psychotropic medications Additional mental illnesses or organic mental disorder not related to depression (e.g., schizophrenia, bipolar) Illicit drug and alcohol abuse 	Groups similar at baseline Yes n = D1: 53 D2: 52 Intervention D1: FLUV D2: PAR Mean age, years D1: 51.1 D2: 51.4 Sex, % female D1: 100 D2: 100 Race, % white D1: 0 D2: 0 Baseline HAM-A D1: 16.1 D2: 15.5 Insomnia, %: NR Concomitant anergia, % NR Experienced prior depressive episodes, % NR	HAM-D Mean score at baseline (SD): D1: 25.2 (2.2) D2: 24.0 (2.3) Mean score at endpoint (SD): D1: 9.3 (5.5) D2: 10.1 (5.5) P = 0.45 Mean score change (SD): D1: 15.9 D2: 13.9 HAM-A Mean score at baseline (SD): D1: 16.1 D2: 15.5 Intervention Mean score at endpoint (SD): D1: 6.5 (4.5) D2: 7.0 (3.7) P = 0.531 Mean score change (SD): NR MADRS NR CGI-S NR CGI-I NR CGI NR QOL scale	Overall rate of attrition, % 25 Attrition rate, % D1: 18.9 D2: 30.8 Withdrawals due to adverse events, % D1: 9.4 D2: 5.8 Attrition due to lack of efficacy, % NR Overall adverse events, %: NR

Evidence Table 1. Randomized controlled trials and observational studies (continued)

Study Characteristics	Research Objective, Intervention, Design, Sample Size, Duration, Type of Depression	Inclusion/Exclusion	Population Characteristics	Health Outcome Results	Adverse Events
				<p>VAS</p> <p>Mean score at baseline (SD): D1: 88.1 (9.1) D2: 87.6 (10.1)</p> <p>Mean score at endpoint (SD): D1: 33.1 (21.7) D2: 42.8 (24.8) <i>P</i> = 0.0338</p> <p>Mean score change (SD): NR</p> <ul style="list-style-type: none"> Significant difference between groups was observed in percentage change only for hot flashes: -81.1 (18.8) vs. -66.8 (23.3); <i>P</i> < 0.01 <p>Adherence NR</p>	

Evidence Table 1. Randomized controlled trials and observational studies (continued)

Study Characteristics	Research Objective Duration Study Design	Inclusion/Exclusion	Baseline Characteristics	Health Outcome Results	Adverse Events	Analysis and Quality Rating
<p>Author: Van Moffaert et al., 1995⁹⁵</p> <p>Country and setting: Belgium, Multicenter trial (15 psychiatric centers, in- and out-patient)</p> <p>Funding: Pfizer</p>	<p>Research objective: To evaluate comparative efficacy and tolerability of SER and FLUOX in acute and continuation treatment of MDD</p> <p>Duration of study: 8 wks acute phase, responders and partial responders could continue in 24 wk continuation phase</p> <p>Study design: RCT</p> <p>Overall study N: 165</p> <p>Intervention: D1: SER: 50-100 mg/d D2: FLUOX: 20-40 mg/d</p>	<p>Inclusion criteria:</p> <ul style="list-style-type: none"> • Adults 18 to 80 • Diagnosed with MDD according to DSM-III or -IV • Minimum HAM-D score of 18 <p>Exclusion criteria:</p> <ul style="list-style-type: none"> • Pregnant • Lactating • Concomitant psychotherapeutic or psychotropic medications • Additional mental illnesses or organic mental disorder • Illicit drug and alcohol abuse • Clinically sig medical disease • Suicidal ideation • MADRS score greater than 40 • Concomitant serotonergic drugs (including lithium and carbamazepine) 	<p>Mean age (yrs): D1: 46.1 D2: 48.4</p> <p>Sex (% female): D1: 66.3 D2: 65.9</p> <p>Race (% white): NR</p> <p>Baseline (HAM-A): NR</p> <p>Mean HAM-D score at baseline: D1: 24.5 D2: 23.2</p>	<p>ACUTE PHASE % responders/partial responders at end of acute phase (defined as ≥ 50% reduction in HAM-D or MADRS, or a score ≤ 10 on HAM-D, and much/very much improved on CGI-GI and a CGI-S within nonmental illness range) : SER = 71% FLUOX = 77%</p> <p>CONTINUATION PHASE Relapse rates SER = 10% FLUOX = 13%</p> <p>Response rate (see definition above) SER = 81% FLUOX = 80%</p>	<p>Overall adverse events: D1: 48 D2: 54</p> <p>Cardiovascular adverse events: D1: 4 D2: 4</p>	<p>Overall attrition rate: 17%</p> <p>ITT analysis: Yes</p> <p>Quality rating: Fair</p>

Evidence Table 1. Randomized controlled trials and observational studies (continued)

Study Characteristics	Research Objective Duration Study Design	Inclusion/Exclusion	Baseline Characteristics	Health Outcome Results	Adverse Events (%)	Analysis and Quality Rating
<p>Author: van Moffaert et al., 1995⁹⁶</p> <p>Country and setting: Belgium Psychiatric centers (6 sites)</p> <p>Funding: NV Organon</p>	<p>Research objective: Safety and efficacy of MIR and TRA in depressed hospital patients</p> <p>Duration of study: 6 wks</p> <p>Study design: RCT</p> <p>Overall study N: 200</p> <p>Intervention: D1: MIR: 24-72 mg/d D2: TRA: 150-450 mg/d</p>	<p>Inclusion criteria:</p> <ul style="list-style-type: none"> • Adults 18 to 65 • Diagnosed with MDD according to DSM-III or -IV • Minimum HAM-D score of 18 <p>Exclusion criteria:</p> <ul style="list-style-type: none"> • Pregnant • Lactating • Concomitant psychotherapeutic or psychotropic medications • Additional mental illnesses or organic mental disorder • Illicit drug and alcohol abuse • Clinically sig medical disease • ECT • Suicidal tendencies 3 mos • > 6 episodes of depression requiring hospitalization 	<p>Mean age (yrs): D1: 46.1 D2: 46.3</p> <p>Sex (% female): D1: 69 D2: 71</p> <p>Race (% white): NR</p> <p>Baseline (HAM-A): NR</p> <p>Mean HAM-D score at baseline: NR</p>	<p>MIR had sig higher response rates on HAM-D at study endpoint than TRA (61% vs. 51%; <i>P</i> = NR (ns))</p> <p>MIR was also more efficacious on other outcome scales (MADRS, Beck, Brief Psychiatric Rating Scale total score, General Psychiatric Impression Global Assessment Scale) but not all diffs reached statistical significance</p>	<p>NR</p>	<p>Overall attrition rate: 24.5%</p> <p>ITT analysis: Yes</p> <p>Quality rating: Fair</p>

Evidence Table 1. Randomized controlled trials and observational studies (continued)

Study Characteristics	Research Objective Duration Study Design	Inclusion/Exclusion	Baseline Characteristics	Health Outcome Results	Adverse Events (%)	Analysis and Quality Rating
<p>Author: Vanelle et al., 1997⁹⁷</p> <p>Country and setting: France, Psychiatric centers</p> <p>Funding: NR</p>	<p>Research objective: To investigate whether FLUOX is effective in treatment of dysthymia</p> <p>Duration of study: 6 mos (Phase 1 = 3 mos, Phase 2 = 3 mos)</p> <p>Study design: RCT</p> <p>Overall study N: 140 (randomized)</p> <p>Intervention: D1: FLUOX: 20 mg/d (Phase I), 20-40 mg/d (Phase II) D2: PBO</p>	<p>Inclusion criteria:</p> <ul style="list-style-type: none"> Adults 18 or older Minimum HAM-D score of 16 Dysthymia Dysthymia not secondary to any other axis I disorder <p>Exclusion criteria:</p> <ul style="list-style-type: none"> Additional mental illnesses or organic mental disorder MDD, other types of depression Uncontrolled serious somatic disease FLUOX for depressive disorder which had not been effective Received a psychotropic drug during previous wk (except for authorized benzodiazepines) Requiring one of following during study: neuroleptic, lithium, or other mood regulator 	<p>Mean age (yrs): NR</p> <p>Sex (% female): D1: 76.9 D2: 73.5</p> <p>Race (% white): NR</p> <p>Baseline (HAM-A): NR</p> <p>Mean HAM-D score at baseline: D1: 20.5 (3.1) D2: 20.9 (3.0)</p>	<p># of responders at mo 3 (>50% decrease in HAM-D associated with a score of 1 (very much improved) or 2 (much improved) on CGI-I), FLUOX = 42 PBO = 14 (<i>P</i> = 0.03)</p> <p>Remission n at mo 3 (HAM-D ≤ 7), FLUOX = 32, PBO = 10 (<i>P</i> = 0.07)</p> <p># of responders at mo 6: FLUOX = 33 PBO = 9 (<i>P</i> = 0.48)</p> <p>Remission n at mo 6: FLUOX: 29 PBO: 4 (<i>P</i> = 0.01)</p> <p>Increase in GAF scores by mo 3 sig greater in FLUOX (<i>P</i> = 0.02); mean score indicated return to functioning level compatible with normal social and relational life (mean GAF score = 70)</p> <p>No sig change in GAF scores from mo 3 to 6 for either treatment group</p>	<p>Overall adverse events: D1: 38.5% D2: 44.9%</p>	<p>Overall attrition rate: 22.1%</p> <p>ITT analysis: Yes</p> <p>Quality rating: Fair</p>

Evidence Table 1. Randomized controlled trials and observational studies (continued)

Study Characteristics	Research Objective, Intervention, Duration, etc	Inclusion/Exclusion Outcome Measures	Population Characteristics	Health Outcome Results	Adverse Events
<p>Author, Year Ventura et al, 2007⁹⁸</p> <p>Country and Setting multicenter (8 Centers). United States</p> <p>Funding Forest Laboratories</p> <p>Quality rating: Fair</p>	<p>Research objective Comparison of efficacy and tolerability of a fixed dose of ESC with SER</p> <p>Drugs, Doses, and Range D1: ESC (10-20 mg 1 x daily); 10 mg QD; Low D2: SER (25-200 mg 1 x daily); 50-200 mg QD; Low, Medium, or High</p> <p>Fixed dose No</p> <p>Flexible dose Yes</p> <p>Dosages equivalent No</p> <p>Study design RCT</p> <p>N 215</p> <p>Duration 8 week + 1 week lead-in</p> <p>Type of depression MDD</p> <p>Intervention ESC SER</p>	<p>Inclusion criteria:</p> <ul style="list-style-type: none"> Adults (age range): 18-80 Diagnosed with MDD according to DSM-III or -IV: DSM-IV MADRS: ≥ 22 at both screening and baseline CGIS: Concomitant condition (e.g., alcoholism, anxiety, stroke) <p>Exclusion criteria:</p> <ul style="list-style-type: none"> Pregnant Negative pregnancy test Women of childbearing potential not on accepted form of contraception Lactating Concomitant psychotherapeutic or psychotropic medications Use of a depot neuroleptic within 6 months. Use of any neuroleptic, antidepressant, or anxiolytic medication within 2 week (5 weeks for FLUOX). Treatment with either ESCalopam or SER. Failure to respond to adequate trials of any two SSRIs. Any psychotropic Dexcept zaleplon or zolpidem for sleep. Additional mental 	<p>Groups similar at baseline Yes</p> <p>n = D1: 107 D2: 108</p> <p>Mean age, years D1: 40.6 D2: 38.1</p> <p>Sex, % female D1: 54.8% D2: 60.2%</p> <p>Race, % white D1: 82.7% D2: 89.8%</p> <p>Baseline HAM-A D1: 15.9 (0.5 SE) D2: 15.6 (0.5 SE)</p> <p>Insomnia, % NR</p> <p>Concomitant anergia, % NR</p> <p>Experienced prior depressive episodes, % NR</p> <p>Comments: Use of sleep medication, % D1: 9.6 D2: 7.4</p>	<p>HAM-D D1: ESC D2: SER</p> <p>n at baseline: D1: 104 D2: 107</p> <p>No. of responders: D1: 75 (72%) D2: 74 (69%) <i>P</i> = NR (ns)</p> <p>No. of remitters: D1: 51 (49%) D2: 57 (53%) <i>P</i> = NR (ns)</p> <p>Mean score at baseline (SE): D1: 26.8 (0.5) D2: 26.8 (0.4)</p> <p>Mean score at endpoint (SD): D1: 9.9 D2: 10.7</p> <p>Mean score change (SE): D1: -16.9 (0.7) D2: -16.1 (0.8)</p> <p>End point scores not given and calculated by reviewer #1</p> <p>MADRS D1: ESC D2: SER</p> <p>n at baseline: D1: 104 D2: 107</p> <p>No. of responders: D1: 75 D2: 74</p>	<p>Overall adverse events, %: D1: 49% D2: 62%</p> <p>Diarrhea, %: D1: 13% D2: 23%</p> <p>Headache, %: D1: 13% D2: 10%</p> <p>Insomnia, %: D1: 14% D2: 17%</p> <p>Nausea, %: D1: 17% D2: 17%</p> <p>Sexual dysfunction, %: Libido decreased: D1: 10 D2: 14 Ejaculation disorder: D1: 23 D2: 23</p> <p>Attrition Overall attrition, %: 16%</p> <p>Attrition rate, %: D1: 17% D2: 14%</p> <p>Withdrawals due to adverse events, % D1: 2 D2: 4</p> <p>Withdrawals due to lack of efficacy, % D1: 0 D2: 0</p>

Evidence Table 1. Randomized controlled trials and observational studies (continued)

Study Characteristics	Research Objective, Intervention, Duration, etc	Inclusion/Exclusion Outcome Measures	Population Characteristics	Health Outcome Results	Adverse Events
		<p>illnesses or organic mental disorder not related to depression (e.g., schizophrenia, bipolar)</p> <p>Following were all listed as exclusion criteria:</p> <ul style="list-style-type: none"> • Primary Axis I disorder other than MDD • history of any DSM-IV defined psychotic disorder • DSM-IV criteria for bipolar disorder, schizophrenia, obsessive-compulsive disorder, mental retardation, or pervasive development disorder. • Current psychotic disorder, personality disorder of sufficient severity to interfere with participation. • Illicit drug and alcohol abuse: Dependency as defined by DSM-IV. • Clinically significant medical disease • Findings from physical examination, laboratory test, and ECG were required to be normal or clinically insignificant. • Investigational drug use within last month. • Suicidal tendencies (acute or other) <p>Outcome measures</p> <ul style="list-style-type: none"> • HAM-D: HAMD baseline; HAMD anxiety 		<p>No. of remitters: D1: 60 D2: 62</p> <p>Mean score at baseline (SE): D1: 26.8 (0.5) D2: 26.8 (0.4)</p> <p>Mean score at endpoint (SD): D1: 10.4 D2: 10.6</p> <p>Mean score change (SE): D1: -2.1 (0.1) D2: -2.1 (0.1)</p> <p>End point scores not given and calculated by reviewer #1</p> <p>CGI-S D1: ESC D2: SER</p> <p>n at baseline: D1: 104 D2: 107</p> <p>Mean score at baseline (SE): D1: 4.2 (0.04) D2: 4.2 (0.04)</p> <p>Mean score at endpoint (SD): D1: 2.1 D2: 2.1</p> <p>Mean score change (SD): End point scores not given and calculated by reviewer #1</p> <p>CGI-I D1: ESC D2: SER</p>	<p>Comments</p> <ul style="list-style-type: none"> • Loss to follow-up 5% for each arm. • Protocol violation 4% for each arm. • Consent withdrawn: ESC 4%; SER 2%. • Other ESC 1%.

Evidence Table 1. Randomized controlled trials and observational studies (continued)

Study Characteristics	Research Objective, Intervention, Duration, etc	Inclusion/Exclusion Outcome Measures	Population Characteristics	Health Outcome Results	Adverse Events
		subscale • MADRS • CGI-S and CGI-I • Quality of life scales: Quality of Life Enjoyment and Satisfaction Questionnaire • Others: HAM-A; CES-D		<p>CGII Yes</p> <p>Intervention: D1: ESC D2: SER</p> <p>n at baseline: D1: 107 D2: 108</p> <p>Mean score at endpoint (SE): D1: 1.8 (0.1) D2: 1.8 (0.1)</p> <p>QOL scale Q-LES-Q</p> <p>Intervention: D1: ESC D2: SER</p> <p>n at baseline: D1: 107 D2: 108</p> <p>Mean score at baseline (SE): D1: 43.6 (0.8) D2: 41.8 (0.8)</p> <p>Mean score at endpoint (SD): D1: 56.3 D2: 57</p> <p>Mean score change (SE): D1: 12.7 (1.2) D2: 15.2 (1.3)</p> <p>End point scores not given and calculated by reviewer #1</p> <p>Another QOL scale NR</p>	

Evidence Table 1. Randomized controlled trials and observational studies (continued)

Study Characteristics	Research Objective, Intervention, Duration, etc	Inclusion/Exclusion Outcome Measures	Population Characteristics	Health Outcome Results	Adverse Events	
Is adherence reported? Rates NR						
Study Characteristics	Research Objective Duration Study Design	Inclusion/Exclusion	Baseline Characteristics	Health Outcome Results	Adverse Events (%)	Analysis and Quality Rating
<p>Author: Versiani, 2005⁹⁹</p> <p>Country and setting: Europe and South America, multicenter (30 sites)</p> <p>Funding: Organon</p>	<p>Research objective: To compare efficacy and tolerability of MIR and FLUOX in severe MDD</p> <p>Duration of study: 8 wks</p> <p>Study design: RCT</p> <p>Overall study N: 299 randomized; 292 included in analysis</p> <p>Intervention: D1: FLUOX 20-40 mg/d D2: MIR 30-60 mg/d</p>	<p>Inclusion criteria:</p> <ul style="list-style-type: none"> Adults 18 to 65 MDD according to DSM-IV Minimum HAM-D-17 score of 25 <p>Exclusion criteria:</p> <ul style="list-style-type: none"> Current depression episode duration >12 mos Additional mental illnesses or organic mental disorder Concomitant or recent psychotherapeutic drugs Investigational drug use within 30 days ECT within 3 mos Alcohol or substance abuse (within 6 mos) Pregnant or lactating Clinically sig medical disease Suicidal risk Response during PBO washout (25% improvement in HAM-D-17) 	<p>Mean age, years D1: 47 D2: 43</p> <p>Sex (% female) D1: 69 D2: 74</p> <p>Race (% white) NR</p> <p>Baseline HAM-D (SD) D1: 28 (3) D2: 29 (3)</p> <p>Baseline HAM-A NR</p>	<p>No sig diff in percent of responders at day 56, remission: (MIR: 40.1% vs. FLUOX: 41.4 %)</p> <p>Both treatment groups showed 18 point improvement on Q-LES-Q</p> <p>Sleep outcomes: Scores on Leeds Sleep Evaluation Questionnaire improved similarly for both groups</p>	<p>Overall adverse events: D1: 45 D2: 50</p> <p>Changes in weight (increase): D1: 1.3 D2: 6.9</p> <p>Dizziness: D1: 12.8 D2: 9</p> <p>Headache: D1: 18.8 D2: 19.3</p> <p>Insomnia: D1: 8.7 D2: 4.8</p> <p>Nausea: D1: 24.1 D2: 15.9</p> <p>Somnolence: D1: 9.4 D2: 13.8</p>	<p>Overall attrition rate: 14%</p> <p>ITT Analysis Yes</p> <p>Quality rating: Fair</p>

Evidence Table 1. Randomized controlled trials and observational studies (continued)

Study Characteristics	Research Objective, Intervention, Duration, etc	Inclusion/Exclusion Outcome Measures	Population Characteristics	Health Outcome Results	Adverse Events
<p>Author, Year Wade et al., 2007¹⁰⁰</p> <p>Country and Setting Multinational, Multicenters (psychiatric outpatient and general practice settings)</p> <p>Funding H. Lundbeck A/S</p> <p>Quality rating: Fair</p>	<p>Research objective The objective was to examine efficacy and tolerability of ESC compared to DUL in patients with moderate to severe MDD patients over 24 weeks, with a secondary endpoint at 8 weeks.</p> <p>Drugs, Doses, and Range D1: ESC 20 mg/day (Primary Analysis- endpoint at 24 weeks) D2: DUL 60 mg/day (Primary Analysis- endpoint at 24 weeks) D3: ESC 20 mg/day (Secondary Analysis - endpoint at 8 weeks) D4: DUL 60 mg/day (Secondary)</p> <p>Fixed dose Yes</p> <p>Flexible dose No</p> <p>Dosages equivalent No</p> <p>Study design RCT</p> <p>Duration 24 weeks</p> <p>Type of depression MDD</p> <p>Intervention ESC 20 mg/day DUL 60 mg/day</p>	<p>Inclusion criteria:</p> <ul style="list-style-type: none"> Adults (age range): 18 - 65 years of age Diagnosed with MDD according to DSM-III or -IV MADRS: total score greater than or equal to 26 CGIS: greater than or equal to 4 Other: Patients with a secondary current comorbid anxiety disorder could be included, except obsessive-compulsive disorder, post traumatic stress disorder, or panic disorder <p>Exclusion criteria:</p> <ul style="list-style-type: none"> Pregnant Lactating Concomitant psychotherapeutic or psychotropic medications: (except zolpidem, zolpiclone and zaleplon used episodically for insomnia) within 2 weeks prior to baseline or during study Additional mental illnesses or organic mental disorder not related to depression (e.g., schizophrenia, bipolar disorder, psychotic disorder or features, 	<p>Groups similar at baseline Yes</p> <p>n = D1: 141 D2: 146</p> <p>Mean age, years D1: 43.3 (11.6) D2: 44.5 (11.0)</p> <p>Sex, % female D1: 74.1 D2: 70.2</p> <p>Race, % white D1: 94.4 D2: 97.4</p> <p>Baseline HAM-A D1: 22.1 (7.6) D2: 21.9 (6.5)</p> <p>Insomnia, % NR</p> <p>Concomitant anergia, % NR</p> <p>Experienced prior depressive episodes, % NR</p> <p>Comments: Base on intent-to-treat population (ESC, n = 141, DUL, n = 146)</p>	<p>HAM-D No. of responders: D1: 109 (77%) D2: 106 (73%) P = NR (ns) D3: 94 D4: 81</p> <p>No. of remitters: D1: 94 (67%) D2: 87 (60%) P = NR (ns) D3: 69 D4: 62</p> <p>Mean score at baseline (SD): D1: 22.7 (5.1) D2: 22.7 (4.7) D3: 22.7 (5.1) D4: 22.7 (4.7)</p> <p>Mean score at endpoint (SD): D1: 7.13 D2: 8.47 D3: 9.93 D4: 11.19</p> <p>Mean score change (SD): D1: -15.6 D2: -14.2 D3: -12.8 D4: -11.5</p> <p>D1/2 results at 24 weeks, D3/4 results at 8 weeks. mean HAMD- 17 total scores improved steadily from baseline to week 24 for ESC and DUL, with statistically significant (p <0.05) separation at weeks 1,2, and 16 in</p>	<p>Overall adverse events, %: D1: 77.6 D2: 74.8</p> <p>Constipation, %: D1: 2.8 D2: 8.6</p> <p>Diarrhea, %: D1: 7.7 D2: 7.3</p> <p>Dizziness, %: D1: 9.1 D2: 15.9</p> <p>Headache, %: D1: 23.1 D2: 16.6</p> <p>Insomnia, %: D1: 4.9 D2: 12.6</p> <p>Nausea, %: D1: 24.5 D2: 31.8</p> <p>Vomiting, %: D1: 5.6 D2: 7.3</p> <p>Sexual dysfunction, %: D1: 4.9 D2: 6.6</p> <p>Attrition Overall attrition, %: 23%</p> <p>Attrition rate, %: D1: 22.2 D2: 24.5</p> <p>Withdrawals due to adverse events, %</p>

Evidence Table 1. Randomized controlled trials and observational studies (continued)

Study Characteristics	Research Objective, Intervention, Duration, etc	Inclusion/Exclusion Outcome Measures	Population Characteristics	Health Outcome Results	Adverse Events
		current eating disorders (anorexia nervosa, bulimia), mental retardation, any pervasive developmental disorder or cognitive disorder <ul style="list-style-type: none"> • Illicit drug and alcohol abuse within 12 months prior to baseline • ECT within last 6 months • Suicidal tendencies (acute or other) • Receiving formal, behaviour therapy or systematic psychotherapy • History of lactose intolerance • History of hypersensitivity or non-response to CIT, or ESC, or DUL, or with increased intra-ocular pressure, or at risk of acute narrow-angle glaucoma Outcome measures <ul style="list-style-type: none"> • HAM-D • MADRS: adjusted mean change in MADRS total score from baseline to 24 weeks • CGI-S or CGI-I • Quality of life scales: MOS 36 - Item Health Survey (SF-36) • Others: HAM-A, Sheehan Disability Scale (SDS) 		favour of ESC. MADRS No. of responders: D1: 109 D2: 106 D3: 94 D4: 81 No. of remitters: D1: 103 D2: 102 D3: 79 D4: 70 Mean score at baseline (SD): D1: 22.7 (5.1) D2: 22.7 (4.7) D3: 22.7 (5.1) D4: 22.7 (4.7) Mean score at endpoint (SD): D1: 9.1 D2: 10.4 D3: 13.0 D4: 14.7 Mean score change (SD): D1: -2.7 D2: -2.5 D3: -2.2 D4: -2.0 D1/2 results at 24 weeks, D3/4 results at 8 weeks. Analyses were based on intent-to-treat. Superiority to DUL was significant at week 24 (treatment difference of 2.211 ANCOVA, one-sided, $P = 0.011$). CGI-S	D1: 9.0 D2: 17.2 Withdrawals due to lack of efficacy, % D1: 4.9 D2: 1.3 Comments Calculations were based on number of patients randomized to each treatment group (ESC, n=144 and DUL, n=151). Significantly more patients withdrew due to adverse events from DUL group than from ESC group (9.0%).

Evidence Table 1. Randomized controlled trials and observational studies (continued)

Study Characteristics	Research Objective, Intervention, Duration, etc	Inclusion/Exclusion Outcome Measures	Population Characteristics	Health Outcome Results	Adverse Events
				Mean score at baseline (SD): D1: 4.8 (0.7) D2: 4.8 (0.7) D3: 4.8 (0.7) D4: 4.8 (0.7)	
				Mean score at endpoint (SD): D1: 2.11 D2: 2.28 D3: 2.65 D4: 2.79	
				D1/2 results at 24 weeks, D3/4 results at 8 weeks.	
				CGI-I	
				n at baseline: D1: 141 D2: 146 D3: 141 D4: 146	
				Mean score at endpoint (SD): D1: 1.76 D2: 1.99 D3: 1.99 D4: 2.23	
				D1/2 results at 24 weeks, D3/4 results at 8 weeks. There was a statistically significant difference in favour of ESC on CGE-E at week 8, but not at week 24.	
				QOL scale MOS 36-item Health Survey (SF-36) scale	
				Intervention: D1: ESC 20 mg/day D2: DUL 60 mg/day	

Evidence Table 1. Randomized controlled trials and observational studies (continued)

Study Characteristics	Research Objective, Intervention, Duration, etc	Inclusion/Exclusion Outcome Measures	Population Characteristics	Health Outcome Results	Adverse Events
				<p>n at baseline: D1: 141 D2: 146</p> <p>Mean score at baseline (SD): D1: 32.5 D2: 32.5</p> <p>Mean score at endpoint (SD): D1: 61.8 D2: 62.0</p> <p>Analyses were based on patients scoring ≤ 50 on bodily pain dimension of SF-36. SF-36 was used at baseline, week 6, week 12 and week 24. No significant difference on any of 8 subscales of SF-36 between treatment groups.</p> <p>Is adherence reported? NR</p> <p>Rate of adherence or compliance NR</p> <p>Additional Results:</p> <ul style="list-style-type: none"> • At week 24, HAM-A total score was 7.7 for ESC-treated patients and 8.6 for DUL-treated patients. • HAM-A scores at week 1 were significantly different (18.8 for ESC vs. 19.9 for DUL, <i>P</i> < 0.05). • On SDS scale, mean score at baseline for ESC-treated patients 	

Evidence Table 1. Randomized controlled trials and observational studies (continued)

Study Characteristics	Research Objective, Intervention, Duration, etc	Inclusion/Exclusion Outcome Measures	Population Characteristics	Health Outcome Results	Adverse Events
				<p>was 20.5 for patients in treatment groups.</p> <ul style="list-style-type: none"> • Patients in ESC mean score at endpoint at 24 weeks was 7.58, and mean score for patients in DUL group was 9.95. mean scores at week 8 for ESC-treated patients and DUL-treated patients were 10.10 and 12.57, respectively. • SDS total scores were significantly better for ESC treatment group at both week 8 and week 24. • SDS subscale scores were statistically significant for patients treated with ESC vs. DUL at week 8 for social and family subscales, and at week 24 for work subscale. • At week 24, patients treated with ESC showed statistically significant decreases from baseline of 5.0 and 3.7 mmHg, respectively, in seated systolic (baseline of 125.8 mmHg) and diastolic (baseline of 79.0 mmHg) blood pressure. • Patients treated with ESC had a non-statically significant decrease in pulse rate of 1.0 bpm from baseline (93.4 bpm), 	

Evidence Table 1. Randomized controlled trials and observational studies (continued)

Study Characteristics	Research Objective, Intervention, Duration, etc	Inclusion/Exclusion Outcome Measures	Population Characteristics	Health Outcome Results	Adverse Events
				and patients treated with DUL showed a statistically significant increase in seated pulse rate of 2.7 bpm.	

Evidence Table 1. Randomized controlled trials and observational studies (continued)

Study Characteristics	Research Objective Duration Study Design	Inclusion/Exclusion	Baseline Characteristics	Health Outcome Results	Adverse Events (%)	Analysis and Quality Rating
<p>Author: Weihs et al., 2000¹⁰¹ Doraiswamy et al., 2001²³⁰</p> <p>Country and setting: United States Multicenter</p> <p>Funding: Glaxo Wellcome</p>	<p>Research objective: Comparison of efficacy and safety of BUP and PAR with PAR in treatment of MDD in elderly</p> <p>Duration of study: 6 wks</p> <p>Study design: RCT</p> <p>Overall study N: 100</p> <p>Intervention: D1: BUP: 100-300 mg/d (197) D2: PAR: 10-40 mg/d (22)</p>	<p>Inclusion criteria:</p> <ul style="list-style-type: none"> Adults 60+ Diagnosed with MDD according to DSM-III or -IV Minimum HAM-D score of 18 <p>Exclusion criteria:</p> <ul style="list-style-type: none"> Additional mental illnesses or organic mental disorder Illicit drug and alcohol abuse Clinically sig medical disease Suicidal tendencies 	<p>Mean age (yrs): D1: 69.2 D2: 71.0</p> <p>Sex (% female): D1: 54 D2: 60</p> <p>Race (% white): D1: 98 D2: 90</p> <p>Baseline (HAM-A): NR</p> <p>Mean HAM-D score at baseline: NR</p>	<p>No sig diffs in any outcome measures between treatment groups (LOCF and observed)</p> <p>Response rates \geq 50% reduction in HAM-D) were similar in both groups: BUP SR: 71%, PAR: 77%</p> <p>No sig diffs in Quality of Life scales (QLDS, SF-36) between treatment groups at endpoint; overall sig improvement in QLDS and QOL at day 42 ($P < 0.0001$)</p>	<p>Constipation: D1: 4 D2: 15</p> <p>Diarrhea: D1: 6 D2: 21</p> <p>Dizziness: D1: >10 D2: >10</p> <p>Headache: D1: 35 D2: 19</p> <p>Insomnia: D1: >10 D2: >10</p> <p>Nausea: D1: >10 D2: >10</p> <p>Somnolence (fatigue): D1: 6 D2: 27</p>	<p>Overall attrition rate: 16%</p> <p>ITT analysis: Yes</p> <p>Quality rating: Fair</p>

Evidence Table 1. Randomized controlled trials and observational studies (continued)

Study Characteristics	Research Objective Duration Study Design	Inclusion/Exclusion	Baseline Characteristics	Health Outcome Results	Adverse Events (%)	Analysis and Quality Rating
<p>Author: Weihs et al., 2002¹⁵⁷</p> <p>Country and setting: United States outpatient, multitercenter</p> <p>Funding: GlaxoSmithKline</p>	<p>Research objective: To evaluate safety and efficacy of BUP SR for decreasing risk for relapse of depression in patients who responded to BUP SR</p> <p>Duration of study: Up to one yr (52 wks)</p> <p>Study design: RCT</p> <p>Overall study N: 828 in open label phase; 423 entered double-blind phase</p> <p>Intervention: D1: BUP: 300 mg/d D2: PBO</p>	<p>Inclusion criteria:</p> <ul style="list-style-type: none"> • Adults 18 to 18 and older • Diagnosed with MDD according to DSM-III or -IV • Minimum HAM-D score of 18 <p>Exclusion criteria:</p> <ul style="list-style-type: none"> • Pregnant • Lactating • Concomitant psychotherapeutic or psychotropic medications • Additional mental illnesses or organic mental disorder • Illicit drug and alcohol abuse • Investigational drug use • Suicidal tendencies • Propensity for seizures 	<p>Mean age (yrs): D1: 39.4 D2: 39.9</p> <p>Sex (% female): D1: 66 D2: 64</p> <p>Race (% white): D1: 88 D2: 86</p> <p>Baseline HAM-A: NR</p> <p>Baseline HAM-D: NR</p>	<p>423 patients were randomized to continuation treatment</p> <p>A statistically sig diff in favor of BUP SR (37% relapse) over PBO (52% relapse) was seen in time to treatment intervention for depression when survival curves were compared (log-rank test, $P = 0.004$)</p> <p>Statistically sig separation between BUP SR and placebo began at double-blind wk 12 ($P < 0.05$)</p> <p>AEs in BUP SR-treated patients accounted for 9% and 4% of discontinuations from open-label and double-blind phases, respectively</p>	<p>Overall adverse events: D1: 54 D2: 46</p> <p>Cardiovascular adverse events: D1: mean sbp -1.1 D2: Mean sbp +2.1</p> <p>Changes in weight (decrease): D1: -2.5 lbs D2: 0</p> <p>Constipation: D1: 1 D2: 1</p> <p>Diarrhea: D1: 1 D2: 5</p> <p>Dizziness: D1: 1 D2: 3</p> <p>Headache: D1: 16 D2: 13</p> <p>Insomnia: D1: 3 D2: 3</p> <p>Nausea: D1: 4 D2: 2</p>	<p>Overall attrition rate: 75.7%</p> <p>ITT Analysis Yes</p> <p>Quality rating: Fair</p>

Evidence Table 1. Randomized controlled trials and observational studies (continued)

Study Characteristics	Research Objective Duration Study Design	Inclusion/Exclusion	Baseline Characteristics	Health Outcome Results	Adverse Events (%)	Analysis and Quality Rating
<p>Author: Weisler et al., 1994¹⁰²</p> <p>Country and setting: Country NR, appears to be United States 2 private psychopharmacology clinics</p> <p>Funding: Burroughs Wellcome Co</p>	<p>Research objective: To compare safety and efficacy of BUP and TRA</p> <p>Duration of study: 6 wks (after a 1 wk single-blind PBO lead-in to eliminate PBO responders and PBO nontolerators)</p> <p>Study design: RCT</p> <p>Overall study N: 124</p> <p>Intervention: D1: BUP: 225-450 mg/d D2: TRA: 150-400 mg/d</p>	<p>Inclusion criteria:</p> <ul style="list-style-type: none"> Adults 18 or older Diagnosed with MDD according to DSM-III or -IV Minimum HAM-D score of 20 Episode of 4 wks to 2 yrs Clinically appropriate for therapy <p>Exclusion criteria:</p> <ul style="list-style-type: none"> Pregnant/Lactating Concomitant psychotherapeutic or psychotropic medications Additional mental illnesses or organic mental disorder Illicit drug and alcohol abuse Clinically sig medical disease Suicidal tendencies Male with a history of priapism or being treated with medications associated with priapism Prior treatment with BUP or TRA, currently taking digoxin or phenytoin 	<p>Mean age (yrs): D1: 40.2 D2: 40.8</p> <p>Sex (% female): D1: 52.4 D2: 65.6</p> <p>Race (% white): D1: 90.5 D2: 90.2</p> <p>Baseline (HAM-A): NR</p> <p>Mean HAM-D score at baseline: D1: 25.8 (NR) D2: 25.0 (NR)</p>	<p>HAM-D (LOCF)</p> <p>Center 1 BUP: at day 42, BUP stat sig better than TRA ($P < 0.01$)</p> <p>When centers were combined, no statistically sig diffs between TRA and BUP were observed</p> <p>Responder analysis (responder \geq 50% reduction in HAM-D score between baseline and discontinuation) D1: 33 (55.9%) D2: 21 (40.4%)</p> <p>Remitters (>50% reduction and a HAM-D score < 10) D1: 27 (46%) D2: 16 (31%)</p> <p>CGI-I responders D1: 34 (57.6%) D2: 24 (46.2%)</p> <p>Compliance D1: 94.7% D2: 90.1%</p>	<p>Constipation: D1: 9.68 D2: 11.67</p> <p>Diarrhea: D1: 4.84 D2: 11.67</p> <p>Dizziness: D1: 20.97 D2: 30.00</p> <p>Headache: D1: 33.87 D2: 23.33</p> <p>Insomnia: D1: 14.52 D2: 5.00</p> <p>Nausea: D1: 11.29 D2: 6.67</p> <p>Somnolence (fatigue): D1: 8.06 D2: 45.00</p> <p>Sweating (increase): D1: 9.68 D2: 5.00</p>	<p>Overall attrition rate: 40.3%</p> <p>ITT Analysis: Yes</p> <p>Quality rating: Fair</p>

Evidence Table 1. Randomized controlled trials and observational studies (continued)

Study Characteristics	Research Objective Duration Study Design	Inclusion/Exclusion	Baseline Characteristics	Health Outcome Results	Adverse Events (%)	Analysis and Quality Rating
<p>Author: Wheatley et al., 1998¹⁰³</p> <p>Country and setting: Multinational Multicenter</p> <p>Funding: NV Organon</p>	<p>Research objective: To compare efficacy and tolerability of MIR and FLUOX in depressed inpatients and outpatients</p> <p>Duration of study: 6 wks (after a 3-7 day single-blind, PBO washout period)</p> <p>Study design: RCT</p> <p>Overall study N: 133</p> <p>Intervention: D1: MIR: 15-60 mg/d D2: FLUOX: 20-40 mg/d</p>	<p>Inclusion criteria:</p> <ul style="list-style-type: none"> • Adults 18 to 75 • Diagnosed with MDD according to DSM-III or -IV • Minimum HAM-D score of 21 • HAM-D item 1 (depressed mood) score \geq 2 • Depressive episode duration 2 wks to 12 mos <p>Exclusion criteria:</p> <ul style="list-style-type: none"> • Pregnant • Lactating • Concomitant psychotherapeutic or psychotropic medications • Additional mental illnesses or organic mental disorder • Illicit drug and alcohol abuse • Clinically sig medical disease • Nonresponders to antidepressant treatment 	<p>Mean age (yrs): D1: 47.2 D2: 47.5</p> <p>Sex (% female): D1: 55 D2: 58.7</p> <p>Race (% white): NR</p> <p>Baseline (HAM-A): NR</p> <p>Mean HAM-D score at baseline: D1: 26.0 (4.4) D2: 26.1 (4.3)</p>	<p>HAM-D responders at endpoint (\geq 50% improvement) MIR ~65% (n = 39) FLOU ~45% (n = 28) (P = NS)</p> <p>Remission from depression (HAM-D < 7 at endpoint): MIR 23.3% FLUOX 25.4% (P = 0.39)</p> <p>CGI responders (much or very much approved): MIR 63.3% FLUOX 54.0% (P = 0.677)</p> <p>Q-LES-Q estimated treatment diff (MIR minus FLUOX): 2.14 95% CI, (-2.30, 6.58) (P = 0.348)</p>	<p>Dizziness: D1: 7.6% D2: 9.0%</p> <p>Headache: D1: 9.1% D2: 17.9%</p> <p>Nausea: D1: 3.0% D2: 10.4%</p> <p>Somnolence (fatigue): D1: 18.2%</p> <p>D2: 13.4% Weight gain: D1: +1.84 (+/- 2.52) D2: - 0.54 (+/-2.32) P = 0.0001</p>	<p>Overall attrition rate: 28.6%</p> <p>ITT analysis: Yes</p> <p>Quality rating: Fair</p>

Evidence Table 1. Randomized controlled trials and observational studies (continued)

Study Characteristics	Research Objective Duration Study Design	Inclusion/Exclusion	Baseline Characteristics	Health Outcome Results	Adverse Events (%)	Analysis and Quality Rating
<p>Author: Whyte et al., 2003²²⁵</p> <p>Country and setting: Australia Hospital (Hunter Area Toxicology Service Database)</p> <p>Funding: NR</p>	<p>Research objective: To assess toxicity in overdose of VEN and SSRIs compared to TCAs</p> <p>Duration of study: Taken from database records between November 1994 and April 2000</p> <p>Study design: Cohort study of prospectively collected data</p> <p>Overall study N: 538 (284 VEN and other SSRI records)</p> <p>Intervention: D1: VEN D2: Other SSRIs</p>	<p>Inclusion criteria:</p> <ul style="list-style-type: none"> • First time admissions for overdose with an SSRI or TCA <p>Exclusion criteria:</p> <ul style="list-style-type: none"> • Patients who took a MAOI • Patients ingesting more than one drug of interest • Second and subsequent admissions for deliberate DSPs 	<p>Mean age (yrs): D1: 36 D2: 29</p> <p>Sex (% female): D1: 68.6 D2: 67</p> <p>Race (% white): NR</p> <p>Baseline HAM-A: NR</p> <p>Baseline HAM-D: NR</p>	<p>Overdosing and seizure experience on VEN: D1: 13.7% D2: 1.3% (<i>P</i> < 0.001)</p> <p>Overdosing required ICU admission: D1: 29.4% D2: 7.3% (<i>P</i> < 0.01)</p> <p>No other sig diffs between VEN and SSRI overdoses</p>	<p>NR</p>	<p>Overall attrition rate: N/A</p> <p>ITT Analysis NR</p> <p>Quality rating: Good</p>

Evidence Table 1. Randomized controlled trials and observational studies (continued)

Study Characteristics	Research Objective Duration Study Design	Inclusion/Exclusion	Baseline Characteristics	Health Outcome Results	Adverse Events (%)	Analysis and Quality Rating
<p>Author: Williams et al., 2000¹⁰⁴</p> <p>Country and setting: United States Multicenter, primary care clinics</p> <p>Funding: Hartford and MacArthur Foundations</p>	<p>Research objective: To compare effectiveness of PAR vs. PBO vs. behavioral treatment for dysthymia or minor depression in primary care patients older than 60 yrs</p> <p>Duration of study: 11 wk</p> <p>Study design: RCT</p> <p>Overall study N: 415</p> <p>Intervention: D1: PAR: 10-40, individually titrated D2: PBO</p>	<p>Inclusion criteria:</p> <ul style="list-style-type: none"> • Minimum HAM-D score of 10 • Dysthymia • Age 60+ <p>Exclusion criteria:</p> <ul style="list-style-type: none"> • Additional mental illnesses or organic mental disorder • Illicit drug and alcohol abuse • Severe Suicidal tendencies • MMSE <24 • Current depression treatment 	<p>Mean age (yrs): D1: 71 D2: 71</p> <p>Sex (% female): D1: 39 D2: 45</p> <p>Race (% white): D1: 82.5 D2: 75.7</p> <p>Baseline (HAM-A): NR</p> <p>Mean HAM-D score at baseline: NR</p>	<p>Mean decrease in HSCL-D-20: D1: 0.61 (<i>P</i> = 0.05) D2: 0.40 (<i>P</i> = 0.05)</p> <p>Behavior Therapy 0.52 (<i>P</i> = 0.05)</p> <p><i>P</i> = 0.004 for PAR vs. PBO</p> <p>PAR only statistically and clinically sig better than PBO for subjects with dysthymia and high baseline mental health function</p> <p>HAM-D results NR for ITT population</p>	<p>NR</p>	<p>Overall attrition rate: 25.1%</p> <p>TT Analysis: Yes</p> <p>Quality rating: Fair</p>

Evidence Table 1. Randomized controlled trials and observational studies (continued)

Study Characteristics	Research Objective Duration Study Design	Inclusion/Exclusion	Baseline Characteristics	Health Outcome Results	Adverse Events	Analysis and Quality Rating
<p>Author: Wilson et al, 2003¹⁵⁸</p> <p>Country and setting: UK, outpatient clinic(s)</p> <p>Funding: NR</p>	<p>Research objective: To examine efficacy of SER in preventing recurrence of depression in older people living in community</p> <p>Duration of study: 8 wk treatment phase and a 16-20 wk continuation phase (open-label SER) 100 wk randomized, double-blind phase (SER and PBO) (article focuses on results of this maintenance phase)</p> <p>Study design: RCT</p> <p>Overall study N: 113 (randomised to double-blind phase)</p> <p>Intervention: D1: SER: 50-100 mg/d D2: PBO</p>	<p>Inclusion criteria:</p> <ul style="list-style-type: none"> Adults 65+ Diagnosed with MDD according to DSM-III or -IV Minimum HAM-D score of 18 Geriatric Mental State AGE-CAT depression level 3 or greater <p>Exclusion criteria:</p> <ul style="list-style-type: none"> Concomitant psychotherapeutic or psychotropic medications/Illicit drug and alcohol abuse Clinically sig medical disease/Suicidal tendencies: sig suicidal or delusional experiences MMSE ≤ 11 Concomitant drugs excluded include psychotropic drugs, warfarin, and anticonvulsants 	<p>Mean age (yrs): D1: 76.6 D2: 76.8</p> <p>Sex (% female): D1: 66.1 D2: 75.4</p> <p>Race (% white): NR</p> <p>Baseline (HAM-A): NR</p> <p>Baseline HAM-D: D1: 20.7 (3.7) D2: 20.3 (3.3)</p>	<p>Analysis of recurrence NR Kaplan Meier analysis, SER vs PBO, log rank test = 1.55, df = 1 (P = 0.21)</p> <p>Cumulative survival function SER = 39%, median survival 92 wks; PBO = 31%, median survival 48 wks</p> <p>Reduction in risk of recurrence: 8.4% over 100 wks (SER vs. PBO)</p> <p>% with recurrence in first 26 wks and wks 27-52, respectively: SER = 57%, 16% PBO = 60%, 32%</p> <p>Cox regression model predicting recurrence: hazard ratio (95% CI) included variables: SER vs. PBO = 1.21 (0.704, 2.082)</p>	NR	<p>Overall attrition rate: 72.6%</p> <p>ITT Analysis Not applicable: recurrence trial</p> <p>Quality rating: Fair</p>

Evidence Table 1. Randomized controlled trials and observational studies (continued)

Study Characteristics	Research Objective, Intervention, Duration, etc	Inclusion/Exclusion Outcome Measures	Population Characteristics	Health Outcome Results	Adverse Events
<p>Author, Year Yevtushenko, 2007¹⁰⁵</p> <p>Country and Setting Eight psychiatric out-patient clinics across Federation of Russia</p> <p>Funding ARBACOMLLC – Russian pharmaceutical company.</p> <p>Quality rating: Good Fair</p>	<p>Research objective To compare efficacy and tolerability of ESC and CIT in outpatients with MDD (MDD).</p> <p>Drugs, Doses, and Range D1: CIT: 10 mg QD (D2: CIT 20 mg QD D3: ESC: 10 mg QD</p> <p>Fixed dose Yes</p> <p>Flexible dose No</p> <p>Dosages equivalent Yes</p> <p>Study design RCT</p> <p>Duration 6 weeks</p> <p>Type of depression MDD</p> <p>Intervention ESC CIT 10 mg CIT 20 mg</p>	<p>Inclusion criteria:</p> <ul style="list-style-type: none"> Adults (age range): 23 to 45 Diagnosed with MDD according to DSM-III or -IV: DSM-IV MADRS: Total Score ≥ 25 Opinion of treating psychiatrist, potential benefit from treatment with 1 or other study drugs <p>Exclusion criteria:</p> <ul style="list-style-type: none"> Pregnant Lactating Concomitant psychotherapeutic or psychotropic medications Oral antipsychotic drugs or MAOIs w/in 2 weeks Depot antipsychotic preparation within 6 months SSRI, SNTR, or TCA within 1 week or FLUOX within 5 weeks Mania or any bipolar disorder, schizophrenia, or any psychotic disorder, or display of any psychotic features, OCD, mental retardation or any pervasive developmental disorder, Eating disorder (anorexia nervosa or bulimia nervosa), or dementia 	<p>Groups similar at baseline Yes</p> <p>n = D1: 109 D2: 111 D3: 110</p> <p>Mean age, years D1: 35.19 D2: 34.79 D3: 35.12</p> <p>Sex, % female D1: 61.1% D2: 57.5% D3: 56.5%</p> <p>Race, % white D1: 100% D2: 100% D3: 100%</p> <p>Baseline HAM-A NR</p> <p>Insomnia, % NR</p> <p>Concomitant anergia, % NR</p> <p>Experienced prior depressive episodes, % D1: 14.8% D2: 9.4% D3: 9.3%</p> <p>Comments: MADRS total score, mean (SE) 34.78(0.34) MADRS total score, mean (SE) 35.40(0.32) MADRS total score, mean (SE)35.70 (0.37)</p>	<p>HAM-D NR</p> <p>MADRS D4: ESC Subgroup D5: CIT 10 mg Subgroup; CIT 20 mg Subgroup</p> <p>n at baseline: D3: 109 D1: 111 D2: 110 D4: 66 D5: 65; 78</p> <p>No. of remitters: D3: 97 D1: 27 D3: 55 D4: NR D5: NR</p> <p>Mean score at endpoint (SD): D3: 6.08 D1: 15.29 D2: 10.51 D4: 6.58 D5: 16.68; 11.26</p> <p>Mean score change (SE): D3: -2.60 (0.10) D1: -1.61 (0.10) D2: -2.05 (0.10) D4: -2.63 (0.12) D5: -1.53 (0.12); -1.92 (0.11)</p> <p>NOTE: A subgroup of patients with severe depression defined as having a baseline MADRS total score of ≥ 35 is included in above table. ESC arm significantly greater at <i>P</i> < 0.001.</p>	<p>Overall adverse events, %: D1: 6.5 D2: 15.1 D3: 17.6</p> <p>Dizziness, %: D1: 0 D2: 0 D3: 0.9</p> <p>Headache, %: D1: 0.9 D2: 1.9 D3: 3.7</p> <p>Nausea, %: D1: 1.9 D2: 4.7 D3: 6.5</p> <p>Sexual dysfunction, %: D1: 0.9 D2: 0.9 D3: 0.9</p> <p>Attrition Overall attrition, %: 2.40%</p> <p>Attrition rate, %: D1: 1% D2: 5% D3: 2%</p> <p>Withdrawals due to adverse events, % D1: 0 D2: 0 D3: 0</p> <p>Withdrawals due to lack of efficacy, % D1: 0 D2: 0 D3: 0</p>

Evidence Table 1. Randomized controlled trials and observational studies (continued)

Study Characteristics	Research Objective, Intervention, Duration, etc	Inclusion/Exclusion Outcome Measures	Population Characteristics	Health Outcome Results	Adverse Events
		<ul style="list-style-type: none"> Alcohol or drug abuse within previous 12 months Other serious illnesses or sequela of serious illness ESC or CIT usage within 60 days Severe drug allergies or hypersensitivity Inability to comply with protocol Undergoing treatment with antiparkinsonian compound, barbiturate, chloral hydrate, lithium, anticonvulsant, or hypnotic and anxiolytic. 		<p>Difference between two CIT groups significant at $P > 0.001$</p> <p>NOTE: Mean score at endpoint was not reported and thus calculated by 1st reviewer.</p> <p>Note: primary definition of remission MADRS total score ≤ 12 (see numbers in question 55). Remission rates with secondary definition (MADRS total score ≤ 10): ESC 21, CIT 10mg 31, CIT 20mg 31.</p>	<p>Comments Attrition: Seven participants withdrew consent and one patient withdrew due to recurrence of a pre-existing condition.</p>
		<p>Outcome measures</p> <ul style="list-style-type: none"> MADRS: Primary efficacy measure. A secondary efficacy measure was reported in changes from baseline in total score in a subgroup of severely depressed patients (MADRS total score ≥ 35) Also MADRS core depression subscale score in overall population and severely depressed subgroup. This data was not abstracted but is available, if needed. CGI-S or CGI-I: Secondary efficacy measure. Changes from baseline to end of study. 		<p>CGI-S D1: ESC D2: CIT 10 mg D3: CIT 20 mg D4: ESC Subgroup D5: CIT 10 mg Subgroup; CIT 20 mg Subgroup</p> <p>n at baseline: D3: 109 D1: 111 D2: 110 D4: 66 D5: 65; 78</p> <p>All were found significant, baseline vs. endpoint, at $P > 0.001$ No report given of baseline or endpoint scores.</p> <p>CGI-I D1: ESC D2: CIT 10 mg D3: CIT 20 mg</p>	
				<p>CGII</p>	

Evidence Table 1. Randomized controlled trials and observational studies (continued)

Study Characteristics	Research Objective, Intervention, Duration, etc	Inclusion/Exclusion Outcome Measures	Population Characteristics	Health Outcome Results	Adverse Events
				<p>Yes</p> <p>Intervention: D1: ESC D2: CIT 10 mg D3: CIT 20 mg</p> <p>n at baseline: D3: 109 D1: 111 D23: 110</p> <p>Endpoint changes in score from baseline as follows: D3:+1.58 (SE 0.09) D1: +2.35 (0.10) D2: +1.80 (0.09).</p> <p>QOL scale NR</p> <p>Another QOL scale NR</p> <p>Rate of adherence or compliance Potentially non-compliant patients were not included. No methods were specifically employed to assess compliance. No deviations were reported.</p>	

Evidence Table 2. Systematic evidence reviews and meta-analyses

Study Characteristics	Study Information	Study Characteristics	Results	Adverse Events	Assessments	Study Appraisals and Quality Rating
Author: Aursnes et al., 2005 ¹⁷⁴ Country and setting: NR Funding: None	Study design: Pooled analysis Number of Patients: 1,466 Studies Included: 16 studies with unpublished data	Included Studies: Clinical data on PAR as presented to world's drug regulatory agencies in 1989 Included Populations NR Interventions: PAR vs. PBO, no other info provided	Study Results: 7 suicide attempts in patients on drug and 1 in a patient on PBO. Probability of increased intensity of suicide attempts per yr in adults taking PAR was 0.90 with a "pessimistic" prior, and somewhat less with 2 more neutral priors	NR	Publication Bias: No Heterogeneity: No	Standard Method of Study Appraisals: NR Quality Rating: Fair

Evidence Table 2. Systematic evidence reviews and meta-analyses (continued)

Study Characteristics, Quality Rating	Study Information	Study Characteristics	Results	Adverse Events
<p>Author, Year: Barbui et al., 2009¹⁷⁵</p> <p>Country and setting: US</p> <p>Funding: Fondazione Cariverona</p> <p>Aims of Review: To quantify the risk of completed or attempted suicide among people in different age groups with depression after exposure to SSRIs.</p> <p>Quality Rating: Good</p>	<p>Study design: Systematic Review</p> <p>Number of Patients: NR</p> <p>Studies Included: Gibbons et al., 2007 Olson et al., 2006. Olson and Marcus, 2008 Rahme et al., 2008 Sondergard et al., 2007 Sondergard et al., 2006 Tiihonen et al., 2006 Valuck et al., 2004</p>	<p>Characteristics of Included Studies: Observational cohort and case-control studies in any language that reported data on completed or attempted suicide among people exposed to SSRIs and among those who were not exposed to antidepressants; studies that reported relative risk [RR] estimates suitable for re-analysis; studies that used International Classification of Disease (ICD,ninth or tenth revision) definitions of completed or attempted suicide</p> <p>Characteristics of Included Populations Either sex and any age with a diagnosis of major depression.</p> <p>Characteristics of Interventions: Observational cohort (6)and case- control studies (2)</p>	<p>Study Results: The risk was decreased among adults (OR 0.57,95% CI, 0.47–0.70). Among people aged 65 or more years, exposure to SSRIs had a protective effect (OR 0.46, 95% CI, 0.27–0.79). Sensitivity analyses did not change these findings. In particular, for studies that used completed suicide as an outcome, decreased risk among adults (OR 0.66, 95% CI, 0.52–0.83) and older people (OR 0.53, 95% CI, 0.26–1.06). Among adults, no individual antidepressant was significantly associated with completed or attempted suicide. Random-effect meta-analysis of the risk of suicide attempt and completion associated with the use of individual antidepressants compared with no exposure to any antidepressants. Citalopram OR 0.87 (0.58–1.29) Fluoxetine OR (95% CI) 0.83 (0.32–2.14) Fluvoxamine OR (95% CI) 1.39 (0.66–2.92) Paroxetine OR (95% CI) 0.91 (0.52–1.58) Sertraline OR (95% CI) 0.46 (0.09–2.23) Venlafaxine OR (95% CI) 1.32 (0.74–2.35)</p>	<p>Adverse Events: N/A</p>

Evidence Table 2. Systematic evidence reviews and meta-analyses (continued)

Study Characteristics	Study Information	Study Characteristics	Results	Adverse Events (%)	Assessments	Study Appraisals and Quality Rating
<p>Author: Brambilla et al., 2005¹⁷⁶</p> <p>Country and setting: NR</p> <p>Funding: Multinational</p> <p>Research objective: To assess frequency of side-effects in FLUOX compared to other SSRIs, TCAs and other anti-depressants</p>	<p>Study design: Meta-analysis</p> <p>Number of Patients: 15,920</p> <p>Studies Included: 131 studies</p>	<p>Included Studies:</p> <ul style="list-style-type: none"> • All studies with random assigned patients that received FLUOX or any other anti-depressant • Cross-over studies and those with patients with concomitant medical illness were excluded <p>Included Populations Patients with MDD</p> <p>Interventions:</p> <ul style="list-style-type: none"> • FLUOX vs. tricyclic antidepressant (65 studies) • FLUOX vs. SSRI (22 studies) • FLUOX vs. another AD (44 studies) 	<p>Study Results:</p> <ul style="list-style-type: none"> • 59.4% of patients treated with FLUOX and 59.3% of patients treated with other SSRIs experienced AEs.RR, 1.00 95% CI, 0.95, 1.04 • FLUOX less withdrawals due to side effects than TCAs and other related Ads RR, 0.61 95% CI, 0.52, 0.71 but not in comparison to other SSRIs RR, 1.04 95% CI, 0.84, 1.29 • FLUOX had less side effects (50.9%) than TCAs (60.3%) RR, = 0.84 95% CI, 0.76 to 0.94(P = 0.03) • FLUOX patients had more activating and GI adverse effects and less cholinergic side effects than other ADs 	NR	<p>Publication Bias: Yes</p> <p>Heterogeneity: Yes</p>	<p>Standard Method of Study Appraisals: Yes</p> <p>Comprehensive Search Strategy: Yes</p> <p>Quality Rating: Good</p>

Evidence Table 2. Systematic evidence reviews and meta-analyses (continued)

Study Characteristics	Study Information	Study Characteristics	Results	Adverse Events (%)	Assessments	Study Appraisals and Quality Rating
<p>Author: Bush et al., 2005²²⁹</p> <p>Country and setting: Multinational</p> <p>Funding: AHRQ</p> <p>Research objective: To examine role of depression post-MI</p>	<p>Study design: Systematic review</p> <p>Number of Patients: NR</p> <p>Studies Included: Studies (86) have examined depression or depressive symptoms in patients after MI and focuses on prevalence, clinical significance, treatment, and methods of evaluating condition</p>	<p>Included Studies: See above</p> <p>Included Populations: Patients suffering from myocardial infarction and depression</p> <p>Interventions: SSRIs and therapy</p>	<p>Study Results: In post-MI patients with depression, selective serotonin reuptake inhibitors improve depression and some surrogate markers of cardiac risk, but no studies of sufficient power address question of whether treatment improves survival</p>	<p>Adverse Events: NR</p>	<p>Publication Bias: Yes</p> <p>Heterogeneity: Yes</p>	<p>Standard Method of Study Appraisals: Yes</p> <p>Comprehensive Search Strategy: MEDLINE®, Cochrane CENTRAL Register of Controlled Trials (Issue 1, 2003), Cochrane Database of Methodology Reviews (CDMR®), Cumulative Index of Nursing and Allied Health Literature (CINAHL®), Psychological Abstracts (PsycINFO®), and EMBASE</p> <p>Quality Rating: Fair</p>

Evidence Table 2. Systematic evidence reviews and meta-analyses (continued)

Study Characteristics, Quality Rating	Study Information	Study Characteristics	Results	Adverse Events
<p>Author, Year: Cipriani et al., 2010¹⁷⁸</p> <p>Country and setting: Multinational</p> <p>Funding: Cochrane</p> <p>Aims of Review: 1) the efficacy of sertraline in comparison with other antidepressive agents in alleviating the acute symptoms of MDD 2) the acceptability of treatment with sertraline in comparison with other antidepressive agents 3) the adverse effects of sertrali</p> <p>Quality Rating: Good</p>	<p>Study design: Systematic Review and Meta-analysis</p> <p>Number of Patients: See adverse events</p> <p>Studies Included:</p>	<p>Characteristics of Included Studies: Mostly RCTs that compared sertraline to another drug</p> <p>Characteristics of Included Populations Patients aged 18 or older, of both sexes with a primary diagnosis of major depression</p> <p>Characteristics of Interventions: Sertraline (as monotherapy). Comparator interventions All other antidepressive agents in the treatment of acute depression, including: 1) conventional tricyclic ADs (TCAs) 2) heterocyclic ADs (e.g. maprotiline) 3) SSRIs (fluoxetine, fluvoxamine, citalopram, paroxetine, escitalopram) 4) newer antidepressants (SNRIs such as venlafaxine, duloxetine, milnacipran; MAOIs or newer agents such as mirtazapine, bupropion, reboxetine; and non-conventional ADs, such as herbal products - e.g. hypericum).</p>	<p>Study Results: See Aes</p>	<p>Adverse Events: Constipation - sertraline vs paroxetine (OR 0.31, 95% CI, 0.16 to 0.58, P = 0.0002; 2 trials, 545 participants) diarrhoea - sertraline vs. escitalopram (OR 2.10, 95% CI, 1.22 to 3.61, P = 0.007; 2 trials, 489 participants) or paroxetine (OR 2.51, 95% CI, 1.66 to 3.80, P<0.0001; 2 trials, 545 participants) Urinary problems - sertraline vs. paroxetine (OR 0.09, 95% CI 0.01 to 0.68, P = 0.02; 1 trial, 353 participants) paroxetine, sertraline vs paroxetine anorgasmia (OR 0.19, 95% CI, .04 to 0.89, p = 0.03; 1 trial, 353 participants) ejaculation disorder (OR 0.29, 95% CI, 0.14 to 0.60, p = 0.0009; 2 trials, 545 participants) or tremor (OR 0.55, 95% CI, 0.32 to 0.94, p = 0.03, 2 trials, 545 participants) Constipation - Sertraline vs. venlafaxine (OR 0.05, 95% CI, 0.00 to 0.85, P = 0.04; 1 trial, 89 participants) Diarrhoea - sertraline vs. bupropion (OR 3.88, 95% CI 1.50 to 10.07, P = 0.005; 3 trials, 727 participants), or mirtazapine (OR 2.74, 95% CI, 1.52 to 4.97, P = 0.0009; 2 trials, 596 participants) d) Dry mouth - sertraline vs. venlafaxine (OR 0.02, 95% CI, 0.00 to 0.33, P = 0.006; 1 trial, 89 participants) Insomnia - sertraline vs. mirtazapine (OR 2.72, 95% CI, 1.15 to 6.43, P = 0.02; 2 trials,</p>

Evidence Table 2. Systematic evidence reviews and meta-analyses (continued)

Study Characteristics, Quality Rating	Study Information	Study Characteristics	Results	Adverse Events
				<p>596 participants) Nausea - sertraline vs. bupropion (OR 2.14, 95% CI, 1.12 to 4.08, P = 0.02; 3 trials, 727 participants), or mirtazapine (OR 3.68, 95% CI, 2.10 to 6.45, P<0.00001; 2 trials, 596 participants) Sleepiness/drowsiness - sertraline vs. bupropion (OR 5.10, 95% CI, 2.53 to 10.31, P<0.00001; 3 trials, 727 participants); vs. mirtazapine (OR 0.33, 95% CI, 0.20 to 0.54, P<0.00001; 2 trials, 596 participants) mirtazapine vs sertraline appetite increase (OR 0.20, 95% CI, 0.09 to 0.46, p = 0.0002; 2 trials, 596 participants, fatigue (OR 0.44, 95% CI, 0.25 to 0.77, p = 0.004; 2 trials, 596 participants (see Analysis 31.4) and weight gain (OR 0.18, 95% CI, 0.09 to 0.37, p<0.00001; 2 trials, 596 participants, and gastrointestinal symptoms or dyspepsia (OR 3.54, 95% CI, 1.52 to 8.23, p = 0.003; 1 trial, 250 participants, headache (OR 1.53, 95% CI, 1.01 to 2.30, p = 0.04; 2 trials, 596 participants, libido decrease (OR 5.44, 95% CI, 1.17 to 25.19, p = 0.03; 1 trial, 346 participants, sweating increase (OR 4.86, 95% CI, 1.04 to 22.85, p = 0.05; 1 trial, 346 participants nefazodone vs. sertraline dizziness (OR 0.17, 95% CI 0.06 to 0.44, p = 0.0003; 1 trial</p>

Evidence Table 2. Systematic evidence reviews and meta-analyses (continued)

Study Characteristics	Study Information	Study Characteristics	Results	Adverse Events (%)	Assessments	Study Appraisals and Quality Rating
<p>Author: CSM Expert Working Group, 2004¹⁸³</p> <p>Country and setting: UK</p> <p>Funding: Not reported</p> <p>Research objective: Evaluating safety of SSRI antidepressants (CIT, ESC, FLUOX, FLUV, MIR, PAR, SER, VEN)</p>	<p>Study design: Systematic review</p> <p>Number of Patients: NR</p> <p>Studies Included: All published and unpublished trials including output from GPRD- 477 studies</p> <p>Intervention: D1: VEN D2: Other SSRIs</p>	<p>Characteristics of Included Studies:</p> <ul style="list-style-type: none"> • Studies that included safety information on suicide, withdrawal, and dose response <p>Characteristics of Included Populations</p> <ul style="list-style-type: none"> • Individuals taking SSRIs <p>Characteristics of Interventions: SSRIs</p>	<p>Study Results: Suicide</p> <p>No diffs in risk among second-generation antidepressants</p> <p>Withdrawal Based on observational studies, spontaneous reporting data, and clinical trials data, experts concluded that discontinuation syndromes occur most commonly with PAR and VEN and least commonly with FLUOX</p>	N/A	<p>Publication Bias: No- however review was designed to eliminate publication bias</p> <p>Heterogeneity: Yes</p>	<p>Standard Method of Study Appraisals: Yes</p> <p>Comprehensive Search Strategy: Clinical trial data from pharmaceutical companies, spontaneous reporting data, GPRD, expert evidence, regular searches of published literature</p> <p>Quality Rating: Good</p>

Evidence Table 2. Systematic evidence reviews and meta-analyses (continued)

Study Characteristics	Study Information	Study Characteristics	Results	Adverse Events (%)	Assessments	Study Appraisals and Quality Rating
<p>Author: Fergusson et al., 2005¹⁹⁰</p> <p>Country and setting: Canada</p> <p>Funding: Canadian Institutes of Health Research</p> <p>Research objective: To establish if an association exists between SSRI use and suicide attempts</p>	<p>Study design: Systematic review</p> <p>Number of Patients: 36,445</p> <p>Studies Included: 345 RCTs</p>	<p>Included Studies: RCTs comparing an SSRI with either PBO or an active non-SSRI</p> <p>Included Populations</p> <ul style="list-style-type: none"> All patients included in trials comparing SSRIs to either PBO or non-SSRI control No age, gender, or diagnosis restrictions <p>Interventions: Patients randomized to either an SSRI, PBO, or non-SSRI control for any clinical condition</p>	<p>Study Results: A sig increase in odds of suicide attempts was found in patients receiving SSRIs compared to patients receiving PBO (OR, 2.28 (95% CI, 1.144 - 4.55) <i>P</i> = 0.02)</p> <p>No diffs in actual suicides between SSRIs and PBO were found (OR, 0.95; 95%CI, 0.24-3.78)</p> <p>No sig diff found in odds of suicide attempts between patients receiving SSRIs and patients receiving tricyclic antidepressants (OR, 0.88 (95% CI, 0.54 - 1.42)</p>	NR	<p>Publication Bias: NR</p> <p>Heterogeneity: Yes</p>	<p>Standard Method of Study Appraisals: Yes--independent review of all citations by 3 authors</p> <p>Comprehensive Search Strategy: Yes Systematic literature search to identify all RCTs of SSRIs indexed on Medline between 1967 and 2003; search of Cochrane Collaboration's register of controlled trials for trials produced by Cochrane depression, anxiety, and neurosis group; reviewed bibliographies of 3 systematic reviews to identify relevant trials and reports</p> <p>Quality Rating: Good</p>

Evidence Table 2. Systematic evidence reviews and meta-analyses (continued)

Study Characteristics	Study Information	Study Characteristics	Results	Adverse Events (%)	Assessments	Study Appraisals and Quality Rating
<p>Author: Greist et al., 2004¹⁹³</p> <p>Country and setting: US (6 studies); Europe (2 studies)</p> <p>Funding: Eli Lilly</p> <p>Research objective: To assess incidence, severity and onset of nausea among MDD patients treated with DUL</p>	<p>Study design: Pooled analysis</p> <p>Number of Patients: 2,345</p> <p>Studies Included:</p> <ul style="list-style-type: none"> • Detke et al., 2002¹⁶² • Detke et al., 2002¹⁶³ • Goldstein et al., 2002⁴⁴ • Goldstein et al., 2004²⁶⁵ • 4 unpublished studies submitted for FDA approval of DUL 	<p>Included Studies: Double-blind, randomized, PBO or active-controlled trials of DUL</p> <p>Included Populations Adult outpatients with MDD</p> <p>Interventions:</p> <ul style="list-style-type: none"> • Duloxetine (40-120 mg/d) vs. Placebo (8 studies) • Duloxetine (40-120 mg/d) vs. Paroxetine (20 mg/d) (4 studies) • Duloxetine (120 mg/d) vs. Fluoxetine (20 mg/d) (2 studies) 	<p>Study Results:</p> <p>No sig diffs in nausea between DUL (40-120 mg/d), PAR (20 mg/d) (14.4% vs. 12%, <i>P</i> -NR), and FLUOX (20mg) (17.1% vs. 15.7%, <i>P</i> -NR)</p> <p>No sig diffs between DUL (120 mg/d) and FLUOX (20 mg/d) (17.1% vs. 15.7%, <i>P</i> -NR)</p> <p>Sig more DUL- than PBO-treated patients reported nausea (19% vs. 6.9%, <i>P</i> < 0.001)</p> <p>Incidence of treatment-emergent nausea during 6-mo continuation of DUL (80 mg/d or 120 mg/d) was similar to PBO (2.1% vs. 1.3% vs. 1.6%)</p> <p>Following abrupt discontinuation after 8 mos of treatment, nausea was reported by 1.6% of DUL (120 mg/d) patients vs. 0% for those receiving DUL (80 mg/d) and 0% for PBO</p>	NR	<p>Publication Bias: No</p> <p>Heterogeneity: No</p>	<p>Standard Method of Study Appraisals: NR</p> <p>Comprehensive Search Strategy: No; analysis of all published and unpublished trials</p> <p>Quality Rating: Fair</p>

Evidence Table 2. Systematic evidence reviews and meta-analyses (continued)

Study Characteristics	Study Information	Study Characteristics	Results	Adverse Events (%)	Assessments	Study Appraisals and Quality Rating
<p>Author: Gunnell et al., 2005¹⁹⁴</p> <p>Country and setting: Multinational</p> <p>Funding: NR</p> <p>Research objective: To investigate whether SSRIs are associated with an increased risk of suicide related outcomes in adults</p>	<p>Study design: Meta-analysis</p> <p>Number of Patients: 40,826</p> <p>Studies Included:</p> <ul style="list-style-type: none"> Published and unpublished data submitted by pharmaceutical companies to MHRA (2004) 342 PBO controlled trials included in report – citations not given in bibliography 	<p>Included Studies: Randomized, PBO controlled trials of SSRIs (CIT, ESC, FLUOX, FLUV, PAR, and SER) submitted by pharmaceutical companies</p> <p>Included Populations Adult patients with various indications included in trials comparing SSRIs to PBO</p> <p>Interventions: Patients randomized to either SSRI or PBO</p>	<p>Study Results: No sig diff was found between SSRI treatment and PBO treatment in odds ratios for suicide (OR, 0.85 CI, 0.2 to 3.4), or suicidal thought (OR, 0.77 CI, 0.37 to 1.55)</p> <p>Non-fatal self harm (OR, 1.57 CI, 0.99 to 2.55) was more common in SSRI-treated than in PBO treated patients but did not reach statistical significance. For non-fatal self-harm NNH is 759</p>	NR	<p>Publication Bias: Yes</p> <p>Heterogeneity: Yes, vaguely</p>	<p>Standard Method of Study Appraisals: Yes</p> <p>Comprehensive Search Strategy: No (published and unpublished data submitted by pharmaceutical companies; review does not include studies from sources other than pharmaceutical companies)</p> <p>Quality Rating: Good</p>

Evidence Table 2. Systematic evidence reviews and meta-analyses (continued)

Study Characteristics, Quality Rating	Study Information	Study Characteristics	Results	Adverse Events
<p>Author, Year: Kasper et al., 2009²⁰⁰</p> <p>Country and setting: NR</p> <p>Funding: H. Lundbeck A/S</p> <p>Aims of Review: To analyze pooled data from two previous studies comparing escitalopram to paroxetine for the long-term treatment of MDD.</p> <p>Quality Rating: Fair</p>	<p>Study design: Post-hoc pooled analysis of data from two 6-month RCTs in patients with MDD.</p> <p>Number of Patients: 777</p> <p>Studies Included: Baldwin, D.S., Cooper, J.A., Huusom, A.K., Hindmarch, I., 2006. A double-blind, randomized, parallel-group, flexible-dose study to evaluate the tolerability, efficacy and effects of treatment discontinuation with escitalopram and paroxetine in patients with major depressive disorder. <i>Int. Clin. Psychopharmacol.</i> 21, 159–169.</p> <p>Boulenger, J.P., Huusom, A.K., Florea, I., Baekdal, T., Sarchiapone, M., 2006. A comparative study of the efficacy of long-term treatment with escitalopram and paroxetine in severely depressed patients. <i>Curr. Med. Res. Opin.</i> 22, 1331–1341.</p>	<p>Characteristics of Included Studies: -RCTs -24-week and 27-week trials -Compared escitalopram to paroxetine</p> <p>Characteristics of Included Populations -Treatment groups had a mean age of 44.6 + or - 13.2 yrs -Baseline MADRS total score of 32.8 + or - 4.7 -Women comprised approx 70% of each group -No significant or clinically relevant differences at baseline between patients treated with escitalopram or paroxetine</p> <p>Characteristics of Interventions: Escitalopram 10-20 mg/d Paroxetine 20-30 mg/d</p>	<p>Study Results: see adverse events (KQ4 only)</p>	<p>Adverse Events: -No differences in weight gain between treatment groups -There were no statistically significant differences between treatment groups -Headache and nausea were the most frequent AEs (~20%) -The most common AEs (>10 patients in total) reported during the taper period were: -dizziness (escitalopram 12, paroxetine 15) -headache (escitalopram 6, paroxetine 11) -nausea (escitalopram 4, paroxetine 7) -depression (escitalopram 7, paroxetine 4)</p>

Evidence Table 2. Systematic evidence reviews and meta-analyses (continued)

Study Characteristics	Study Information	Study Characteristics	Results	Adverse Events (%)	Assessments	Study Appraisals and Quality Rating
<p>Author: Khan et al., 2003²⁰²</p> <p>Country and setting: US</p> <p>Funding: NR</p> <p>Research objective: Compare suicide rates among depressed patients</p>	<p>Study design: Meta-analysis</p> <p>Number of Patients: 48,277</p> <p>Studies Included:</p> <ul style="list-style-type: none"> • Pooled analysis of FDA clinical trial data from 1985-2000 for 9 SSRIs • 2000 publication reports on 1987 to 1997 (same data) 	<p>Included Studies: FDA clinical trial data</p> <p>Included Populations</p> <ul style="list-style-type: none"> • Major depression according to DSM-III-R criteria • Minimum score of 18 or 20 on HAM-D-17 or HAM-D-21 <p>Interventions: FLUOX SER PAR CIT FLUV NEF MIR BUP VEN Imipramine Amitrptylene Maprotiline TRA Mianserin Dothiepin</p>	<p>Study Results: No statistically sig diff in suicide rates between SSRIs, other antidepressants, and PBO ($P > 0.05$)</p> <p>Absolute Suicide Rate</p> <ul style="list-style-type: none"> • SSRI: 0.15% (0.10-0.20% 95% CI) • "Other": 0.20% (0.09-0.27% 95% CI) • PBO: 0.10% (0.01-0.19% 95% CI) • $P > 0.05$ for diff Suicide Rate by Patient Exposure Yrs (PEY) • SSRI: 0.59%/PEY (0.31-0.87 95% CI) • "Other": 0.76%/PEY (0.49-1.03 95% CI) • PBO: 0.45%/PEY (0.01-0.89 95% CI) • $P > 0.05$ for diff 	NR	<p>Publication Bias: NR</p> <p>Heterogeneity: No</p>	<p>Standard Method of Study Appraisals: NR</p> <p>Comprehensive Search Strategy: No</p> <p>Quality Rating: Fair</p>

Evidence Table 2. Systematic evidence reviews and meta-analyses (continued)

Study Characteristics, Quality Rating	Study Information	Study Characteristics	Results	Adverse Events
<p>Author, Year: Krebs et al., 2008¹⁶⁸</p> <p>Country and setting: Conducted in USA, studies involved are multinational</p> <p>Funding: Agency for Healthcare Research and Quality</p> <p>Aims of Review: The effect of newer antidepressants on pain in patients with depression.</p> <p>Quality Rating: Good</p>	<p>Study design: Systematic Review and Meta-analysis</p> <p>Number of Patients: 2,352</p> <p>Studies Included: seven published trials^{21–27} and one unpublished trial (Eli Lilly and Co.: Clinical Study Summary: Study F1J-MC-HMAT, Study Group A: Eli Lilly and Co., 2004; 21. Brannan SK, Mallinckrodt CH, Brown EB, et al: Duloxetine 60 mg once daily in the treatment of painful physical symptoms in patients with major depressive disorder. J Psychiatr Res 2005; 39:43–53 22. Detke MJ, Lu Y, Goldstein DJ, et al: Duloxetine, 60 mg once daily, for major depressive disorder: a randomized, double-blind, placebo-controlled trial. J Clin Psychiatry 2002; 63:308–315 23. Detke MJ, Lu Y, Goldstein DJ, et al: Duloxetine 60 mg once-daily dosing versus placebo in the acute treatment of major depression. J Psychiatr Res 2002; 36:383–390 24. Detke MJ, Wiltse CG, Mallinckrodt CH, et al: Duloxetine in the acute and long-term treatment of major depressive disorder: a</p>	<p>Characteristics of Included Studies: Trials of second-generation antidepressants that enrolled depression patients and reported pain outcomes</p> <p>Characteristics of Included Populations Adults with depression</p> <p>Characteristics of Interventions: second-generation antidepressants, duloxetine and paroxetine</p>	<p>Study Results: duloxetine versus paroxetine (WMD:-0.8 mm; 95% confidence interval [CI]:-3.8 to 2.3; negative values favor paroxetine).WMD for duloxetine versus placebo: 5.2 mm; 95% CI: 2.7–7.7; WMD for paroxetine versus placebo: 5.8 mm;95% CI: 2.2–9.4).</p>	<p>Adverse Events: N/A</p>

Evidence Table 2. Systematic evidence reviews and meta-analyses (continued)

Study Characteristics, Quality Rating	Study Information	Study Characteristics	Results	Adverse Events
	<p>placebo- and paroxetine-controlled trial. Eur Neuropsychopharmacol 2004; 14:457–470</p> <p>25. Dickens C, Jayson M, Sutton C, et al: The relationship between pain and depression in a trial using paroxetine in sufferers of chronic low back pain. Psychosomatics 2000; 41:490– 499</p> <p>26. Goldstein DJ, Lu Y, Detke MJ, et al: Duloxetine in the treatment of depression: a double-blind, placebo-controlled comparison with paroxetine. J Clin Psychopharmacol 2004; 24:389–399</p> <p>27. Perahia DGS, Wang F, Mallinckrodt CH, et al: Duloxetine in the treatment of major depressive disorder: a placebo- and paroxetinecontrolled trial. Eur Psychiatry 2006; 21:367–378</p>			

Evidence Table 2. Systematic evidence reviews and meta-analyses (continued)

Study Characteristics	Study Information	Study Characteristics	Results	Adverse Events	Assessments	Study Appraisals and Quality Rating
<p>Author: Nieuwstraten and Dolovich, 2001²¹²</p> <p>Country and setting: Canada</p> <p>Funding: NR</p>	<p>Study design: Meta-analysis</p> <p>Number of Patients: 1,332</p> <p>Studies Included:</p> <ul style="list-style-type: none"> • Kavoussi RJ et al. 1997 • Segraves RT, et al. 2000 • Weihs KL, et al. 2000 • Croft H, et al. 1999 • ColemanCC, et al. 1999 • Feighner JP, et al. 1991 	<p>Included Studies:</p> <ul style="list-style-type: none"> • RCTs • Study durations: 6 to 16 wks • Median 7 wks <p>Included Populations</p> <ul style="list-style-type: none"> • Age: 36 to 70 yrs • Proportion of females: 48.0% to 61.8% <p>Interventions: BUP vs. SER (3 trials) BUP vs. PAR (1 trial) BUP vs. FLUOX (1 trial)</p>	<p>Study Results: Results of HAM-D scores and CGI-I scores could not be pooled due to unavailability of data; weighted mean diffs of CGI-S and HAM-A scores not sig different between BUP and SSRIs</p>	<p>Adverse Events: Nausea, diarrhea, and somnolence occurred sig less frequently in BUP group compared to SSRI group RR, nausea: 0.6 (95%CI, 0.41-0.89), diarrhea: 0.31 (95%CI, 0.16-0.57), somnolence: 0.27 (95% CI, 0.15-0.48). Satisfaction with sexual function was sig less in SSRI group RR, 1.28 (95% CI, 1.16-1.41)</p>	<p>Publication Bias: No</p> <p>Heterogeneity: Yes- indirectly</p>	<p>Standard Method of Study Appraisals: Yes</p> <p>Quality Rating: Good</p> <p>Comprehensive Search Strategy: Yes</p>

Evidence Table 2. Systematic evidence reviews and meta-analyses (continued)

Study Characteristics	Study Information	Study Characteristics	Results	Adverse Events	Assessments	Study Appraisals and Quality Rating
<p>Author: Pedersen, 2005²¹⁴</p> <p>Country and setting: Denmark</p> <p>Funding: Drug Development, H. Lundbeck A/S</p>	<p>Study design: Retrospective cohort study</p> <p>Number of Patients: 4091</p> <p>Studies Included: 12 PBO-controlled studies and 2 relapse prevention studies</p>	<p>Included Studies: Studies are from adult clinical database at H. Lund</p> <p>Included Populations Adult outpatients with MDD (2,277) or anxiety (371)</p> <p>Interventions: ESC and PBO</p>	<p>Study Results: MADRS item 10 (suicidal thoughts): ESC patients had fewer suicidal thoughts than PBO from wks 1 ($P < 0.05$) to 8 ($P < 0.001$)</p> <p>Suicides in PBO-controlled studies: ESC n = 0 Rate = 0 Incidence = 0</p> <p>PBO n = 1 Rate = 0.003 Incidence = 0.1</p> <p>Non-fatal self harm in PBO controlled studies: ESC n = 5 Rate = 0.011 Incidence = 0.2</p> <p>PBO n = 1 Rate = 0.003 Incidence = 0.1</p>	NR	<p>Publication Bias: No</p> <p>Heterogeneity: No</p>	<p>Standard Method of Study Appraisals: Yes</p> <p>Quality Rating: Fair</p> <p>Comprehensive Search Strategy: No</p>

Evidence Table 2. Systematic evidence reviews and meta-analyses (continued)

Study Characteristics	Study Information	Study Characteristics	Results	Adverse Events	Assessments	Study Appraisals and Quality Rating
<p>Author: Perahia et al., 2005²¹⁵</p> <p>Country and setting: NR</p> <p>Funding: Eli Lilly and Company</p> <p>Research objective: To characterize DEAEs of DUL hydrochloride</p>	<p>Study design: Pooled analysis (9 trials: 6 short-term treatment trials, 2 extension trials and 1 open trial)</p> <p>Number of Patients: 3,624</p> <p>Studies Included: 9 multicenter clinical trials assessing efficacy and safety of DUL in treatment of major depressive disorder</p>	<p>Characteristics of Included Studies:</p> <ul style="list-style-type: none"> • Conducted in US, Europe, and Latin America • 8 studies randomized, double blind, PBO controlled trials, examining 8-9 wks of acute treatment (2 had 26-wk PBO-controlled extension phase and grouped as long-term treatment) • 1 study was a 52-wk open-label trial <p>Characteristics of Included Populations</p> <ul style="list-style-type: none"> • Depression defined by DSM-IV • Baseline total HAMD-17 ≥ 15 • Baseline CGI-S > +4 <p>Characteristics of Interventions:</p> <ul style="list-style-type: none"> • DUL (40-120 mg/d) • DUL discontinued, followed by lead-out phase of 1 or 2 wks • PBO-controlled trials, PBO given during lead-out phase 	<p>Study Results: In 6-study pooled analysis, significantly more DUL patients (44.3%) had > 1 DEAE than PBO (22.9%) (<i>P</i> = NR). Dizziness most common symptom in all groups analyzed. Mild, moderate, and severe DEAEs were 39.8%, 50.6%, and 9.6% for DUL vs. 46%, 48.9%, and 5.0% for PBO. Withdrawal due to DEAEs occurred in 3.1% of DUL patients and 0% of PBO. A higher, but nonlinear, incidence of DEAEs was seen with 120 mg/d compared to lower doses</p> <p>In 2 long-term studies, significantly more DUL patients (9.1%) had > = 1 DEAE than PBO-treated (2.0%) (<i>P</i> = NR). Mild, moderate, and severe DEAEs were 70.6%, 26.5%, and 2.9% for DUL group. No difference in DEAEs between 80 and 120 mg/d groups. 47.5% of DEAEs resolved prior to final contact with study patients. In open label study 50.8% reported ≥ 1 DEAE</p>	<p>Adverse Events: Events registered as DEAEs if they occurred for first time or worsened following discontinuation of treatment. Observation period for DEAEs was 2 wks</p>	<p>Publication Bias: No</p> <p>Heterogeneity: No</p>	<p>Standard Method of Study Appraisals: Not described</p> <p>Comprehensive Search Strategy: Not described</p> <p>Quality Rating: Fair</p>

Evidence Table 2. Systematic evidence reviews and meta-analyses (continued)

Study Characteristics, Quality Rating	Study Information	Study Characteristics	Results	Adverse Events
<p>Author, Year: Vanderburg et al., 2009^{22,3}</p> <p>Country and setting: Multinational</p> <p>Funding: Pfizer Inc.</p> <p>Aims of Review: To identify possibly suicide-related adverse events in Pfizer-sponsored, phases 2 through 4, placebo-controlled, completed studies of sertraline in adult patients and evaluate the risk of suicidality with sertraline versus placebo.</p> <p>Quality Rating: Fair</p>	<p>Study design: Pooled analysis</p> <p>Number of Patients: 19,923 MDD only 3857</p> <p>Studies Included: 126 studies conducted between the mid-1980s and the mid-2000s, Pfizer-sponsored, phases 2 through 4, placebo-controlled, completed studies of sertraline - MDD only 19 studies</p>	<p>Characteristics of Included Studies: Placebo controlled RCTs</p> <p>Characteristics of Included Populations Any patients that were included in studies</p> <p>Characteristics of Interventions: Sertraline or placebo</p>	<p>Study Results: Four cases of completed suicides among 10,917 sertraline-treated subjects yielded an incidence of 0.04% (95% CI, 0.01-0.09) and 3 cases among 9,006 placebo treated subjects yielded an incidence of 0.03% (95% CI, 0.01-0.10). No statistically significant differences between sertraline and placebo in any of the individual categories or combined suicidality risk category across all performed analyses.</p>	<p>Adverse Events: Suicidality:</p> <ul style="list-style-type: none"> • All conditions: Sertraline 19 (0.29%) 95% CI, 0.17-0.45 vs. placebo 29 (0.53%) (95% CI, 0.35-0.76); RR, 0.55 (95% CI, 0.31-0.97) • MDD only: Sertraline 5 (0.23%) (95% CI, 0.07-0.54) vs. placebo 8 (0.47%) (95% CI, 0.21-0.93); RR, 0.46 (95% CI, 0.16 to 1.48)

Evidence Table 2. Systematic evidence reviews and meta-analyses (continued)

Study Characteristics	Research Objective, Intervention, Duration, etc	Inclusion/Exclusion	Population Characteristics	Health Outcome Results	Adverse Events
<p>Author, Year Vestergaard et al. 2008^{22,4}</p> <p>Country and Setting Denmark National Hospital Discharge Registry</p> <p>Funding Danish Medical Research Council</p> <p>Quality rating: Good</p>	<p>Research objective Risk of fractures in users of antidepressants</p> <p>Drugs, Doses, and Range D1: Cases 124, 655 D2: Controls 373, 962 age and gender matched</p> <p>Fixed dose N/A</p> <p>Dosages equivalent N/A</p> <p>Study design Case control observational</p> <p>Duration January 1, 2000 to December 31, 2000</p> <p>Type of depression • MDD</p>	<p>Inclusion criteria:</p> <ul style="list-style-type: none"> • Cases: All subjects who had sustained a fracture between January 1, 2000, and December 31, 2000 (n = 124,655). • Controls: randomly selected 3 for each case matched by yr of birth; selected using incidence-density sampling technique; i.e., controls had to be alive and at risk for fracture diagnosis at time corresponding case was diagnosed. 	<p>Groups similar at baseline n = D1: 124,655 D2: 373,962</p> <p>Mean age, yrs D1: 43.44 D2: 43.44</p> <p>Sex, % female D1: 51.8 D2: 51.8</p> <p>Race, % white NR</p> <p>Baseline HAM-A NR</p> <p>Insomnia, % NR</p> <p>Concomitant anergia, % NR</p> <p>Experienced prior depressive episodes, % NR</p> <p>Comments: NR</p>	<p>Risk of fractures by length of drug use</p> <p>CIT</p> <ul style="list-style-type: none"> • 6 mos or less: 1.58 (1.45-1.71)* • 6 mos to a yr: 1.67 (1.53-1.83)* • 1.1 to 2.5 yrs: 1.22 (1.15-1.29)* • More than 2.5 yrs: 1.15 (1.10-1.19)* <p>FLUOX</p> <ul style="list-style-type: none"> • 6 mos or less: 1.31 (1.05-1.65)* • 6 mos to a yr: 1.29 (1.00-1.66)* • 1.1 to 2.5 yrs: 1.14 (1.00-1.30)* • More than 2.5 yrs: 1.08 (1.02-1.14)* <p>FLUV</p> <ul style="list-style-type: none"> • 6 mos or less: 0.73 (0.22-2.43) • 6 mos to a yr: 0.43 (0.12-1.56) • 1.1 to 2.5 yrs: 1.17 (0.67-2.05) • More than 2.5 yrs: 1.12 (0.87-1.45) <p>PAR</p> <ul style="list-style-type: none"> • 6 mos or less: 1.24 (1.02-1.50)* • 6 mos to a yr: 1.19 (0.96-1.46) • 1.1 to 2.5 yrs: 1.24 (1.11-1.39)* • More than 2.5 yrs: 1.04 (0.96-1.12) 	<p>Attrition N/A</p> <p>Conditional OR of fracture depending on dose: CIT</p> <ul style="list-style-type: none"> • DDD < 0.251: OR, 1.11 (95% CI, 1.06-1.16)* • DDD 0.251- 0.5: OR, 1.31 (95% CI, 1.21-1.41)* • DDD >0.5 OR, 1.38 (95% CI, 1.33-1.44)* <p>FLUOX</p> <ul style="list-style-type: none"> • DDD < 0.251: OR, 1.06 (95% CI, 1.00-1.13)* • DDD 0.251-0.5: OR, 1.16 (95% CI, 1.01-1.33)* • DDD > 0.5 OR, 1.20 (95% CI, 1.09-1.32)* <p>FLUV</p> <ul style="list-style-type: none"> • DDD < 0.251: OR, 1.04 (95% CI, 0.78-1.40) • DDD 0.251-0.5: OR, 1.46 (95% CI, 0.84-2.56) • DDD > 0.5: OR, 0.95 (95% CI, 0.61-1.49) <p>PAR</p> <ul style="list-style-type: none"> • DDD < 0.251: OR, 1.08 (95% CI, 0.99-1.17) • DDD 0.251-0.5: OR, 1.12 (95% CI, 0.94-1.33) • DDD > 0.5: OR, 1.21 (95% CI 1.10-1.33)* <p>SER</p> <ul style="list-style-type: none"> • DDD < 0.251: OR, 1.04 (95% CI, 0.97-1.11) • DDD 0.251-0.5: OR,

Evidence Table 2. Systematic evidence reviews and meta-analyses (continued)

Study Characteristics	Research Objective, Intervention, Duration, etc	Inclusion/Exclusion	Population Characteristics	Health Outcome Results	Adverse Events
				SER • 6 mos or less: 1.09 (0.95-1.25) • 6 mos to a yr: 1.35 (1.17-1.56)* • 1.1 to 2.5 yrs: 1.08 (1.00-1.18) More than 2.5 yrs: 1.10 (1.03-1.17)*	1.08 (95% CI, 0.95-1.23) • DDD > 0.5: OR, 1.25 • (95% CI, 1.16-1.34)* DDD = defined daily dose * = 2P < 0.05
				* 2P < 0.05	

Evidence Table 2. Systematic evidence reviews and meta-analyses (continued)

Study Characteristics, Quality Rating	Study Information	Study Characteristics	Results	Adverse Events
<p>Author, Year: Wise et al., 2006 ²²⁶</p> <p>Country and setting: Conducted in USA, studies involved are multinational</p> <p>Funding: Eli Lilly and Co.</p> <p>Aims of Review: To assess the effect of duloxetine on body weight of patients with major depressive disorder (MDD)</p> <p>Quality Rating: Quality rating for the reporting of adverse events: Fair Overall quality rating: Fair</p>	<p>Study design: Meta-analysis</p> <p>Number of Patients: Acute studies = 2,878 Long-term studies = 2,316</p> <p>Studies Included: all 10 phase II and III registration studies of duloxetine in the treatment of MDD performed by Eli Lilly and Company, study durations: 8 - 52 weeks</p>	<p>Characteristics of Included Studies: Except for study 10 and the acute phase of study 9 (a relapse-prevention study), all studies were randomized, double-blind, controlled (with placebo, fluoxetine, and/or paroxetine used as comparators).</p> <p>Characteristics of Included Populations</p> <p>1. Acute Studies: Gender, F (%) - placebo = 68.2; Duloxetine = 66.8; Fluoxetine 20 mg qd = 60.0; Paroxetine 20 mg qd = 63.8; and Acute Uncontrolled Duloxetine 60 mg qd = 71.9; Age, mean (SD) - placebo = 42.2 (12.9); Duloxetine = 42.7 (12.2); Fluoxetine 20 mg qd = 39.7 (11.6); Paroxetine 20 mg qd = 43.2 (12.0); Acute Uncontrolled Duloxetine 60 mg qd = 43.4 (12.7); Ethnicity, white (%) - placebo = 86.7; Duloxetine = 89.2; Fluoxetine 20 mg qd = 82.9; Paroxetine 20 mg qd = 89.1; and Acute Uncontrolled Duloxetine 60 mg qd = 89.9; weight, mean (SD) kg - placebo = 78.3 (20.0); Duloxetine = 79.7 (20.7); Fluoxetine 20 mg qd = 82.3 (20.8); Paroxetine 20 mg qd = 77.8 (22.4); and Acute Uncontrolled Duloxetine 60 mg qd = 82.1 (22.3)</p> <p>2. Long-term studies: Gender, F (%) - (Study 5 and 6) placebo</p>	<p>Study Results: Acute Placebo-Controlled Dataset: Duloxetine-treated patients (pooled doses) versus placebo (-0.5 kg vs. 0.2 kg, P < .001). Repeated analysis revealed no consistent relationship between duloxetine dose and weight change. The incidence of PCS (potentially clinically significant) weight loss (more or equal to 7%) from baseline to endpoint or any time were significantly greater for duloxetine-treated than for placebo-treated patients P = 0.035 and 0.010 respectively). Acute fluoxetine-controlled and paroxetine-controlled datasets: The mean change in weight from baseline to endpoint for duloxetine-treated compared with fluoxetine-treated patients(-0.7 kg vs. -0.6 kg). In studies that compared duloxetine with paroxetine, ts (-0.3 kg vs. -0.2 kg). Long-term treatment datasets: Pooling the arms of studies 5 and 6, the mean changes in weight from baseline to the end of the acute phase ranged across the 4 treatment groups from -0.17 to 0.18 kg for all randomly assigned patients and from -0.06 to 0.19 kg for the patients who entered the continuation phase. The least squares mean weight change from baseline to endpoint for patients treated with duloxetine at a dose of 40mg bid vs. placebo-treated patients (0.7 kg vs. 0.1 kg). Weight changes in duloxetine 60mg bid-treated patients (0.9kg) and</p>	<p>Adverse Events: Treatment-emergent weight-related adverse events were report in acute placebo-controlled studies (studies 1-8). Duloxetine-treated patients reported the treatment emergent weight-related adverse events of appetite decreased (P < .001) and anorexia (p = .001) significantly more often than did placebo-treated patients. A lower percentage of duloxetine-treated patients (1.1%) compared with placebo-treated patients (1.4%) reported appetite increased (n.s.). The incidences of weight-related events were similar across duloxetine doses. Anorexia was the only weight-related event reported as a reason for treatment discontinuation (duloxetine, 0.1%; placebo, 0.0%). [Appetite decreased was reported in 1.9 % (n = 15) of placebo patients, compared to 5.9 % (n = 67) in duloxetine patients (p < .001). Appetite increased in 1.4% (n = 11) of placebo patients and 1.1 % (n = 12) of duloxetine patients (p = .637. Anorexia was reported in 0.1 % (n = 1) of placebo patients and 1.7 % (n = 19) of duloxetine patients (p = .001)] Among long-term studies, no significant differences between treatment groups were seen in the incidence of treatment-emergent weight-related adverse events. No patients discontinued from the studies due to appetite</p>

Evidence Table 2. Systematic evidence reviews and meta-analyses (continued)

Study Characteristics, Quality Rating	Study Information	Study Characteristics	Results	Adverse Events
		<p>= 69.8%; Duloxetine 40 mg bid = 70.2; Duloxetine 60 mg bid = 75.0; and Paroxetine 20 mg qd = 69.4; (Study 9) placebo = 77.5 and Duloxetine 60 mg qd = 67.6; (Study 10) Duloxetine 40-60 mg bid = 72.6; Age, mean (SD)- (Study 5 and 6) placebo = 44.2 (11.1); Duloxetine 40 mg bid = 44.8 (12.0); Duloxetine 60 mg bid = 44.3 (10.7); and Paroxetine 20 mg qd = 44.0 (10.8); (Study 9) placebo = 44.8 (11.9) and Duloxetine 60 mg qd = 45.7 (12.7); (Study 10) Duloxetine 40-60 mg bid = 44.4 (13.2); Ethnicity, white (%) - (Study 5 and 6) placebo = 100; Duloxetine 40 mg bid = 100; Duloxetine 60 mg bid = 99.5; and Paroxetine 20 mg qd = 100; (Study 9) placebo = 93.0 and Duloxetine 60 mg qd = 94.1; (Study 10) Duloxetine 40-60 mg bid = 42.2; weight, mean (SD) kg -(Study 5 and 6) placebo = 69.3 (14.4); Duloxetine 40 mg bid = 70.9 (14.4); Duloxetine 60 mg bid = 72.4 (17.4); and Paroxetine 20 mg qd = 69.7 (14.1); (Study 9) placebo = 80.9 (22.2) and Duloxetine 60 mg qd = 83.3 (22.1); (Study 10) Duloxetine 40-60 mg bid = 70.3 (17.4)</p>	<p>paroxetine 20mg qd-treated patients (1.0) kg versus placebo-treated patients (0.1kg, P <= 0.05 for each). The treatment groups did not differ significantly in the rates of PCS weight loss at endpoint or any time, whereas the rates of PCS weight gain at endpoint versus placebo (dulox 40mg bid vs. placebo P <= 0.05, dulox 60mg bid and parox 20 mg qd vs. placebo P <= 0.001, respectively).</p>	<p>decreased, appetite increase, or anorexia. In the long-term uncontrolled dataset (study 10), anorexia (0.1%) was the only treatment-emergent weight related adverse event reported as a reason for treatment discontinuation. [studies 5 and 6: appetite decreased was reported in 0 of placebo patients, 1.6% (n=3) of duloxetine 40mg bid patients, 1.5% (n=3) of duloxetine 60mg bid patients, 0 in paroxetine 20mg qd patients; appetite increased was reported in 0 of placebo patients, 0.5% (n=1) of duloxetine 40mg bid patients, 0 of duloxetine 60mg bid patients, 0.5% (n=1) in paroxetine 20mg qd patients; anorexia was reported in 1.0% (n=2) of placebo patients, 1.6% (n=3) of duloxetine 40mg bid patients, 0.5% (n=1) of duloxetine 60mg bid patients, 1.1% (n=2) in paroxetine 20mg qd patients; study 10: appetite decreased was reported in 8.1% (n=104), appetite increased was reported in 3.9% (n=50) and anorexia was reported in 8.1% (n=104)]</p>
		<p>Characteristics of Interventions: Study 1 and 2 [acute, 8 wks]: duloxetine 20-60 mg bid vs. fluoxetine 20 mg qd. vs. placebo; Study 3 and 4 [acute,</p>		

Evidence Table 2. Systematic evidence reviews and meta-analyses (continued)

Study Characteristics, Quality Rating	Study Information	Study Characteristics	Results	Adverse Events
		8 wks]: duloxetine 20 mg bid vs. duloxetine 40 mg bid vs. paroxetine 20 mg qd vs. placebo; study 5 and 6 [acute, 8 wks + long-term continuation, 26 wks]: duloxetine 40 mg bid vs. duloxetine 60 mg bid vs. paroxetine 20 mg qd vs. placebo; study 7 and 8 [acute, 9 wks]: duloxetine 60 mg qd vs. placebo; study 9 [acute, 12 wks]: duloxetine 60 mg qd; study 9 [long-term continuation, 26 wks]: duloxetine 60 mg qd vs. placebo; and study 10 [long-term, 52 wks]: duloxetine 40-60 mg bid		

References

1. Aberg-Wistedt A, Agren H, Ekselius L, et al. Sertraline versus paroxetine in major depression: clinical outcome after six months of continuous therapy. *J Clin Psychopharmacol.* 2000 Dec;20(6):645-52. PMID: 11106136.
2. Allard P, Gram L, Timdahl K, et al. Efficacy and tolerability of venlafaxine in geriatric outpatients with major depression: a double-blind, randomised 6-month comparative trial with citalopram. *Int J Geriatr Psychiatry.* 2004 Dec;19(12):1123-30. PMID: 15526307.
3. Alves C, Cachola I, Brandao J. Efficacy and tolerability of venlafaxine and fluoxetine in outpatients with major depression. *Primary Care Psychiatry.* 1999;5(2):57-63.
4. Baldwin DS, Hawley CJ, Abed RT, et al. A multicenter double-blind comparison of nefazodone and paroxetine in the treatment of outpatients with moderate-to-severe depression. *J Clin Psychiatry.* 1996;57 Suppl 2:46-52. PMID: 8626363.
5. Baldwin DS, Cooper JA, Huusom AK, et al. A double-blind, randomized, parallel-group, flexible-dose study to evaluate the tolerability, efficacy and effects of treatment discontinuation with escitalopram and paroxetine in patients with major depressive disorder. *Int Clin Psychopharmacol.* 2006 May;21(3):159-69. PMID: 16528138.
6. Ballus C, Quiros G, De Flores T, et al. The efficacy and tolerability of venlafaxine and paroxetine in outpatients with depressive disorder or dysthymia. *Int Clin Psychopharmacol.* 2000 Jan;15(1):43-8. PMID: 10836286.
7. Barrett JE, Williams JW, Jr., Oxman TE, et al. Treatment of dysthymia and minor depression in primary care: a randomized trial in patients aged 18 to 59 years. *J Fam Pract.* 2001 May;50(5):405-12. PMID: 11350703.
8. Beasley CM, Jr., Dornseif BE, Pultz JA, et al. Fluoxetine versus trazodone: efficacy and activating-sedating effects. *J Clin Psychiatry.* 1991 Jul;52(7):294-9. PMID: 2071559.
9. Behnke K, Sogaard J, Martin S, et al. Mirtazapine orally disintegrating tablet versus sertraline: a prospective onset of action study. *J Clin Psychopharmacol.* 2003 Aug;23(4):358-64. PMID: 12920411.
10. Benkert O, Szegedi A, Kohnen R. Mirtazapine compared with paroxetine in major depression. *J Clin Psychiatry.* 2000 Sep;61(9):656-63. PMID: 11030486.
11. Benkert O, Szegedi A, Philipp M, et al. Mirtazapine orally disintegrating tablets versus venlafaxine extended release: a double-blind, randomized multicenter trial comparing the onset of antidepressant response in patients with major depressive disorder. *J Clin Psychopharmacol.* 2006 Feb;26(1):75-8. PMID: 16415711.
12. Bennie EH, Mullin JM, Martindale JJ. A double-blind multicenter trial comparing sertraline and fluoxetine in outpatients with major depression. *J Clin Psychiatry.* 1995 Jun;56(6):229-37. PMID: 7775364.
13. Bielski RJ, Ventura D, Chang CC. A double-blind comparison of escitalopram and venlafaxine extended release in the treatment of major depressive disorder. *J Clin Psychiatry.* 2004 Sep;65(9):1190-6. PMID: 15367045.
14. Blier P, Gobbi G, Turcotte JE, et al. Mirtazapine and paroxetine in major depression: a comparison of monotherapy versus their combination from treatment initiation. *Eur Neuropsychopharmacol.* 2009 Jul;19(7):457-65. PMID: 19345072.
15. Boulenger JP, Huusom AK, Florea I, et al. A comparative study of the efficacy of long-term treatment with escitalopram and paroxetine in severely depressed patients. *Curr Med Res Opin.* 2006 Jul;22(7):1331-41. PMID: 16834832.
16. Boyer P, Danion JM, Bisserbe JC, et al. Clinical and economic comparison of sertraline and fluoxetine in the treatment of depression. A 6-month double-blind study in a primary-care setting in France. *Pharmacoeconomics.* 1998

- Jan;13(1 Pt 2):157-69. PMID: 10184835.
17. Burke WJ, Gergel I, Bose A. Fixed-dose trial of the single isomer SSRI escitalopram in depressed outpatients. *J Clin Psychiatry*. 2002 Apr;63(4):331-6. PMID: 12000207.
 18. Cassano GB, Puca F, Scapicchio PL, et al. Paroxetine and fluoxetine effects on mood and cognitive functions in depressed nondemented elderly patients. *J Clin Psychiatry*. 2002 May;63(5):396-402. PMID: 12019663.
 19. Chouinard G, Saxena B, Belanger MC, et al. A Canadian multicenter, double-blind study of paroxetine and fluoxetine in major depressive disorder. *J Affect Disord*. 1999 Jul;54(1-2):39-48. PMID: 10403145.
 20. Coleman CC, Cunningham LA, Foster VJ, et al. Sexual dysfunction associated with the treatment of depression: a placebo-controlled comparison of bupropion sustained release and sertraline treatment. *Ann Clin Psychiatry*. 1999 Dec;11(4):205-15. PMID: 10596735.
 21. Coleman CC, King BR, Bolden-Watson C, et al. A placebo-controlled comparison of the effects on sexual functioning of bupropion sustained release and fluoxetine. *Clin Ther*. 2001 Jul;23(7):1040-58. PMID: 11519769.
 22. Colonna L, Andersen HF, Reines EH. A randomized, double-blind, 24-week study of escitalopram (10 mg/day) versus citalopram (20 mg/day) in primary care patients with major depressive disorder. *Curr Med Res Opin*. 2005 Oct;21(10):1659-68. PMID: 16238906.
 23. Costa e Silva J. Randomized, double-blind comparison of venlafaxine and fluoxetine in outpatients with major depression. *J Clin Psychiatry*. 1998 Jul;59(7):352-7. PMID: 9714263.
 24. Croft H, Settle E, Jr., Houser T, et al. A placebo-controlled comparison of the antidepressant efficacy and effects on sexual functioning of sustained-release bupropion and sertraline. *Clin Ther*. 1999 Apr;21(4):643-58. PMID: 10363731.
 25. Cunningham LA. Once-daily venlafaxine extended release (XR) and venlafaxine immediate release (IR) in outpatients with major depression. Venlafaxine XR 208 Study Group. *Ann Clin Psychiatry*. 1997 Sep;9(3):157-64. PMID: 9339881.
 26. Cunningham LA, Borison RL, Carman JS, et al. A comparison of venlafaxine, trazodone, and placebo in major depression. *J Clin Psychopharmacol*. 1994 Apr;14(2):99-106. PMID: 8195464.
 27. Dalery J, Honig A. Fluvoxamine versus fluoxetine in major depressive episode: a double-blind randomised comparison. *Hum Psychopharmacol*. 2003 Jul;18(5):379-84. PMID: 12858325.
 28. De Nayer A, Geerts S, Ruelens L, et al. Venlafaxine compared with fluoxetine in outpatients with depression and concomitant anxiety. *Int J Neuropsychopharmacol*. 2002 Jun;5(2):115-20. PMID: 12135535.
 29. De Wilde J, Spiers R, Mertens C, et al. A double-blind, comparative, multicentre study comparing paroxetine with fluoxetine in depressed patients. *Acta Psychiatr Scand*. 1993 Feb;87(2):141-5. PMID: 8447241.
 30. Detke MJ, Wiltse CG, Mallinckrodt CH, et al. Duloxetine in the acute and long-term treatment of major depressive disorder: a placebo- and paroxetine-controlled trial. *Eur Neuropsychopharmacol*. 2004 Dec;14(6):457-70. PMID: 15589385.
 31. Devanand DP, Nobler MS, Cheng J, et al. Randomized, double-blind, placebo-controlled trial of fluoxetine treatment for elderly patients with dysthymic disorder. *Am J Geriatr Psychiatry*. 2005 Jan;13(1):59-68. PMID: 15653941.
 32. Dierick M, Ravizza L, Realini R, et al. A double-blind comparison of venlafaxine and fluoxetine for treatment of major depression in outpatients. *Prog Neuropsychopharmacol Biol Psychiatry*. 1996 Jan;20(1):57-71. PMID: 8861177.
 33. Ekselius L, von Knorring L, Eberhard G. A double-blind multicenter trial

- comparing sertraline and citalopram in patients with major depression treated in general practice. *Int Clin Psychopharmacol.* 1997 Nov;12(6):323-31. PMID: 9547134.
34. Fava M, Amsterdam JD, Deltito JA, et al. A double-blind study of paroxetine, fluoxetine, and placebo in outpatients with major depression. *Ann Clin Psychiatry.* 1998 Dec;10(4):145-50. PMID: 9988054.
 35. Fava M, Hoog SL, Judge RA, et al. Acute efficacy of fluoxetine versus sertraline and paroxetine in major depressive disorder including effects of baseline insomnia. *J Clin Psychopharmacol.* 2002 Apr;22(2):137-47. PMID: 11910258.
 36. FDA Center for Drug Evaluation and Research. Stastical Review of NDA 21-323 (Escitalopram Oxalate). 2001. <http://www.fda.gov/cder/foi/nda/2002/21-323.pdf> [Lexapro Statr.pdf](#).
 37. Feiger A, Kiev A, Shrivastava RK, et al. Nefazodone versus sertraline in outpatients with major depression: focus on efficacy, tolerability, and effects on sexual function and satisfaction. *J Clin Psychiatry.* 1996;57 Suppl 2:53-62. PMID: 8626364.
 38. Feighner JP, Gardner EA, Johnston JA, et al. Double-blind comparison of bupropion and fluoxetine in depressed outpatients. *J Clin Psychiatry.* 1991 Aug;52(8):329-35. PMID: 1907963.
 39. Finkel SI, Richter EM, Clary CM, et al. Comparative efficacy of sertraline vs. fluoxetine in patients age 70 or over with major depression. *Am J Geriatr Psychiatry.* 1999 Summer;7(3):221-7. PMID: 10438693.
 40. Newhouse PA, Krishnan KR, Doraiswamy PM, et al. A double-blind comparison of sertraline and fluoxetine in depressed elderly outpatients. *J Clin Psychiatry.* 2000 Aug;61(8):559-68. PMID: 10982198.
 41. Gagiano CA. A double blind comparison of paroxetine and fluoxetine in patients with major depression. *Br J Clin Res.* 1993;4:145-52.
 42. Gillin JC, Rapaport M, Erman MK, et al. A comparison of nefazodone and fluoxetine on mood and on objective, subjective, and clinician-rated measures of sleep in depressed patients: a double-blind, 8-week clinical trial. *J Clin Psychiatry.* 1997 May;58(5):185-92. PMID: 9184611.
 43. Golden RN, Nemeroff CB, McSorley P, et al. Efficacy and tolerability of controlled-release and immediate-release paroxetine in the treatment of depression. *J Clin Psychiatry.* 2002 Jul;63(7):577-84. PMID: 12143913.
 44. Goldstein DJ, Mallinckrodt C, Lu Y, et al. Duloxetine in the treatment of major depressive disorder: a double-blind clinical trial. *J Clin Psychiatry.* 2002 Mar;63(3):225-31. PMID: 11926722.
 45. Guelfi JD, Ansseau M, Timmerman L, et al. Mirtazapine versus venlafaxine in hospitalized severely depressed patients with melancholic features. *J Clin Psychopharmacol.* 2001 Aug;21(4):425-31. PMID: 11476127.
 46. Haffmans PM, Timmerman L, Hoogduin CA. Efficacy and tolerability of citalopram in comparison with fluvoxamine in depressed outpatients: a double-blind, multicentre study. The LUCIFER Group. *Int Clin Psychopharmacol.* 1996 Sep;11(3):157-64. PMID: 8923094.
 47. Halikas JA. Org 3770 (mirtazapine) versus trazodone: A placebo controlled trial in depressed elderly patients. *Hum Psychopharmacol.* 1995;10(Suppl 2):S125-S33.
 48. Hewett K, Chrzanowski W, Schmitz M, et al. Eight-week, placebo-controlled, double-blind comparison of the antidepressant efficacy and tolerability of bupropion XR and venlafaxine XR. *J Psychopharmacol.* 2009 Jul;23(5):531-8. PMID: 18635695.
 49. Hewett K, Gee MD, Krishen A, et al. Double-blind, placebo-controlled comparison of the antidepressant efficacy and tolerability of bupropion XR and venlafaxine XR. *J Psychopharmacol.* 2010 Aug;24(8):1209-16. PMID: 19939870.

50. Hicks JA, Argyropoulos SV, Rich AS, et al. Randomised controlled study of sleep after nefazodone or paroxetine treatment in out-patients with depression. *Br J Psychiatry*. 2002 Jun;180:528-35. PMID: 12042232.
51. Hong CJ, Hu WH, Chen CC, et al. A double-blind, randomized, group-comparative study of the tolerability and efficacy of 6 weeks' treatment with mirtazapine or fluoxetine in depressed Chinese patients. *J Clin Psychiatry*. 2003 Aug;64(8):921-6. PMID: 12927007.
52. Judd LL, Rapaport MH, Yonkers KA, et al. Randomized, placebo-controlled trial of fluoxetine for acute treatment of minor depressive disorder. *Am J Psychiatry*. 2004 Oct;161(10):1864-71. PMID: 15465984.
53. Kasper S, de Swart H, Friis Andersen H. Escitalopram in the treatment of depressed elderly patients. *Am J Geriatr Psychiatry*. 2005 Oct;13(10):884-91. PMID: 16223967.
54. Kasper S, Olivieri L, Di Loreto G, et al. A comparative, randomised, double-blind study of trazodone prolonged-release and paroxetine in the treatment of patients with major depressive disorder. *Curr Med Res Opin*. 2005 Aug;21(8):1139-46. PMID: 16083521.
55. Kavoussi RJ, Segraves RT, Hughes AR, et al. Double-blind comparison of bupropion sustained release and sertraline in depressed outpatients. *J Clin Psychiatry*. 1997 Dec;58(12):532-7. PMID: 9448656.
56. Kennedy SH, Fulton KA, Bagby RM, et al. Sexual function during bupropion or paroxetine treatment of major depressive disorder. *Can J Psychiatry*. 2006 Mar;51(4):234-42. PMID: 16629348.
57. Khan A, Bose A, Alexopoulos GS, et al. Double-blind comparison of escitalopram and duloxetine in the acute treatment of major depressive disorder. *Clin Drug Investig*. 2007;27(7):481-92. PMID: 17563128.
58. Kiev A, Feiger A. A double-blind comparison of fluvoxamine and paroxetine in the treatment of depressed outpatients. *J Clin Psychiatry*. 1997 Apr;58(4):146-52. PMID: 9164424.
59. Kocsis JH, Zisook S, Davidson J, et al. Double-blind comparison of sertraline, imipramine, and placebo in the treatment of dysthymia: psychosocial outcomes. *Am J Psychiatry*. 1997 Mar;154(3):390-5. PMID: 9054788.
60. Thase ME, Fava M, Halbreich U, et al. A placebo-controlled, randomized clinical trial comparing sertraline and imipramine for the treatment of dysthymia. *Arch Gen Psychiatry*. 1996 Sep;53(9):777-84. PMID: 8792754.
61. Lee P, Shu L, Xu X, et al. Once-daily duloxetine 60 mg in the treatment of major depressive disorder: multicenter, double-blind, randomized, paroxetine-controlled, non-inferiority trial in China, Korea, Taiwan and Brazil. *Psychiatry Clin Neurosci*. 2007 Jun;61(3):295-307. PMID: 17472599.
62. Leinonen E, Skarstein J, Behnke K, et al. Efficacy and tolerability of mirtazapine versus citalopram: a double-blind, randomized study in patients with major depressive disorder. Nordic Antidepressant Study Group. *Int Clin Psychopharmacol*. 1999 Nov;14(6):329-37. PMID: 10565799.
63. Lepola UM, Loft H, Reines EH. Escitalopram (10-20 mg/day) is effective and well tolerated in a placebo-controlled study in depression in primary care. *Int Clin Psychopharmacol*. 2003 Jul;18(4):211-7. PMID: 12817155.
64. Mao PX, Tang YL, Jiang F, et al. Escitalopram in major depressive disorder: a multicenter, randomized, double-blind, fixed-dose, parallel trial in a Chinese population. *Depress Anxiety*. 2008;25(1):46-54. PMID: 17149753.
65. McPartlin GM, Reynolds A, Anderson C, et al. A comparison of once-daily venlafaxine XR and paroxetine in depressed outpatients treated in general practice. *Primary Care Psychiatry*. 1998;4(3):127-32.
66. Mehtonen OP, Sogaard J, Roponen P, et al. Randomized, double-blind comparison of venlafaxine and sertraline

- in outpatients with major depressive disorder. Venlafaxine 631 Study Group. *J Clin Psychiatry*. 2000 Feb;61(2):95-100. PMID: 10732656.
67. Montgomery SA, Huusom AK, Bothmer J. A randomised study comparing escitalopram with venlafaxine XR in primary care patients with major depressive disorder. *Neuropsychobiology*. 2004;50(1):57-64. PMID: 15179022.
68. Moore N, Verdoux H, Fantino B. Prospective, multicentre, randomized, double-blind study of the efficacy of escitalopram versus citalopram in outpatient treatment of major depressive disorder. *Int Clin Psychopharmacol*. 2005 May;20(3):131-7. PMID: 15812262.
69. Munizza C, Olivieri L, Di Loreto G, et al. A comparative, randomized, double-blind study of trazodone prolonged-release and sertraline in the treatment of major depressive disorder. *Curr Med Res Opin*. 2006 Sep;22(9):1703-13. PMID: 16968574.
70. Nemeroff CB, Ninan PT, Ballenger J, et al. Double-blind multicenter comparison of fluvoxamine versus sertraline in the treatment of depressed outpatients. *Depression*. 1995;3(4):163-9.
71. Nemeroff CB, Thase ME. A double-blind, placebo-controlled comparison of venlafaxine and fluoxetine treatment in depressed outpatients. *J Psychiatr Res*. 2007;41(3-4):351-9. Epub 2005 Sep 12. PMID: 16165158
72. Nierenberg AA, Greist JH, Mallinckrodt CH, et al. Duloxetine versus escitalopram and placebo in the treatment of patients with major depressive disorder: onset of antidepressant action, a non-inferiority study. *Curr Med Res Opin*. 2007 Feb;23(2):401-16. PMID: 17288694.
73. Owens MJ, Krulewicz S, Simon JS, et al. Estimates of serotonin and norepinephrine transporter inhibition in depressed patients treated with paroxetine or venlafaxine. *Neuropsychopharmacology*. 2008 Dec;33(13):3201-12. PMID: 18418363.
74. Patris M, Bouchard JM, Bougerol T, et al. Citalopram versus fluoxetine: a double-blind, controlled, multicentre, phase III trial in patients with unipolar major depression treated in general practice. *Int Clin Psychopharmacol*. 1996 Jun;11(2):129-36. PMID: 8803650.
75. Perahia DG, Wang F, Mallinckrodt CH, et al. Duloxetine in the treatment of major depressive disorder: a placebo- and paroxetine-controlled trial. *Eur Psychiatry*. 2006 Sep;21(6):367-78. PMID: 16697153.
76. Perry PJ, Garvey MJ, Kelly MW, et al. A comparative trial of fluoxetine versus trazodone in outpatients with major depression. *J Clin Psychiatry*. 1989 Aug;50(8):290-4. PMID: 2668259.
77. Rapaport M, Coccaro E, Sheline Y, et al. A comparison of fluvoxamine and fluoxetine in the treatment of major depression. *J Clin Psychopharmacol*. 1996 Oct;16(5):373-8. PMID: 8889909.
78. Rapaport MH, Schneider LS, Dunner DL, et al. Efficacy of controlled-release paroxetine in the treatment of late-life depression. *J Clin Psychiatry*. 2003 Sep;64(9):1065-74. PMID: 14628982.
79. Ravindran AV, Guelfi JD, Lane RM, et al. Treatment of dysthymia with sertraline: a double-blind, placebo-controlled trial in dysthymic patients without major depression. *J Clin Psychiatry*. 2000 Nov;61(11):821-7. PMID: 11105734.
80. Rossini D, Serretti A, Franchini L, et al. Sertraline versus fluvoxamine in the treatment of elderly patients with major depression: a double-blind, randomized trial. *J Clin Psychopharmacol*. 2005 Oct;25(5):471-5. PMID: 16160624.
81. Rudolph RL, Feiger AD. A double-blind, randomized, placebo-controlled trial of once-daily venlafaxine extended release (XR) and fluoxetine for the treatment of depression. *J Affect Disord*. 1999 Dec;56(2-3):171-81. PMID: 10701474.
82. Rush AJ, Trivedi MH, Carmody TJ, et al. Response in relation to baseline anxiety levels in major depressive disorder treated with bupropion sustained release or sertraline.

- Neuropsychopharmacology. 2001 Jul;25(1):131-8. PMID: 11377926.
83. Schatzberg AF, Kremer C, Rodrigues HE, et al. Double-blind, randomized comparison of mirtazapine and paroxetine in elderly depressed patients. *Am J Geriatr Psychiatry*. 2002 Sep-Oct;10(5):541-50. PMID: 12213688.
 84. Schmidt ME, Fava M, Robinson JM, et al. The efficacy and safety of a new enteric-coated formulation of fluoxetine given once weekly during the continuation treatment of major depressive disorder. *J Clin Psychiatry*. 2000 Nov;61(11):851-7. PMID: 11105738.
 85. Schone W, Ludwig M. A double-blind study of paroxetine compared with fluoxetine in geriatric patients with major depression. *J Clin Psychopharmacol*. 1993 Dec;13(6 Suppl 2):34S-9S. PMID: 8106654.
 86. Sechter D, Troy S, Paternetti S, et al. A double-blind comparison of sertraline and fluoxetine in the treatment of major depressive episode in outpatients. *Eur Psychiatry*. 1999 Mar;14(1):41-8. PMID: 10572324.
 87. Shelton RC, Haman KL, Rapaport MH, et al. A randomized, double-blind, active-control study of sertraline versus venlafaxine XR in major depressive disorder. *J Clin Psychiatry*. 2006 Nov;67(11):1674-81. PMID: 17196045.
 88. Silverstone PH, Ravindran A. Once-daily venlafaxine extended release (XR) compared with fluoxetine in outpatients with depression and anxiety. Venlafaxine XR 360 Study Group. *J Clin Psychiatry*. 1999 Jan;60(1):22-8. PMID: 10074873.
 89. Sir A, D'Souza RF, Uguz S, et al. Randomized trial of sertraline versus venlafaxine XR in major depression: efficacy and discontinuation symptoms. *J Clin Psychiatry*. 2005 Oct;66(10):1312-20. PMID: 16259546.
 90. Tignol J. A double-blind, randomized, fluoxetine-controlled, multicenter study of paroxetine in the treatment of depression. *J Clin Psychopharmacol*. 1993 Dec;13(6 Suppl 2):18S-22S. PMID: 8106650.
 91. Tourian KA, Padmanabhan SK, Groark J, et al. Desvenlafaxine 50 and 100 mg/d in the treatment of major depressive disorder: an 8-week, phase III, multicenter, randomized, double-blind, placebo-controlled, parallel-group trial and a post hoc pooled analysis of three studies. *Clin Ther*. 2009 Jun;31 Pt 1:1405-23. PMID: 19698901.
 92. Tylee A, Beaumont G, Bowden MW, et al. A double-blind, randomized, 12-week comparison study of the safety and efficacy of venlafaxine and fluoxetine in moderate to severe major depression in general practice. *Primary Care Psychiatry*. 1997;3(1):51-8.
 93. Tzanakaki M, Guazzelli M, Nimatoudis I, et al. Increased remission rates with venlafaxine compared with fluoxetine in hospitalized patients with major depression and melancholia. *Int Clin Psychopharmacol*. 2000 Jan;15(1):29-34. PMID: 10836283.
 94. Ushiroyama T, Ikeda A, Ueki M. Evaluation of double-blind comparison of fluvoxamine and paroxetine in the treatment of depressed outpatients in menopause transition. *J Med*. 2004;35(1-6):151-62. PMID: 18084873.
 95. Van Moffaert M, Bartholome F, Cosyns P, et al. A controlled comparison of sertraline and fluoxetine in acute and continuation treatment of major depression. *Human Psychopharmacol*. 1995;10:393-405.
 96. van Moffaert M, de Wilde J, Vereecken A, et al. Mirtazapine is more effective than trazodone: a double-blind controlled study in hospitalized patients with major depression. *Int Clin Psychopharmacol*. 1995 Mar;10(1):3-9. PMID: 7622801.
 97. Vanelle JM, Attar-Levy D, Poirier MF, et al. Controlled efficacy study of fluoxetine in dysthymia. *Br J Psychiatry*. 1997 Apr;170:345-50. PMID: 9246253.
 98. Ventura D, Armstrong EP, Skrepnek GH, et al. Escitalopram versus sertraline in the treatment of major depressive disorder: a randomized clinical trial. *Curr*

- Med Res Opin. 2007 Feb;23(2):245-50. PMID: 17288677.
99. Versiani M, Moreno R, Ramakers-van Moorsel CJ, et al. Comparison of the effects of mirtazapine and fluoxetine in severely depressed patients. *CNS Drugs*. 2005;19(2):137-46. PMID: 15697327.
 100. Wade A, Gembert K, Florea I. A comparative study of the efficacy of acute and continuation treatment with escitalopram versus duloxetine in patients with major depressive disorder. *Curr Med Res Opin*. 2007 Jul;23(7):1605-14. PMID: 17559755.
 101. Weihs KL, Settle EC, Jr., Batey SR, et al. Bupropion sustained release versus paroxetine for the treatment of depression in the elderly. *J Clin Psychiatry*. 2000 Mar;61(3):196-202. PMID: 10817105.
 102. Weisler RH, Johnston JA, Lineberry CG, et al. Comparison of bupropion and trazodone for the treatment of major depression. *J Clin Psychopharmacol*. 1994 Jun;14(3):170-9. PMID: 8027413.
 103. Wheatley DP, van Moffaert M, Timmerman L, et al. Mirtazapine: efficacy and tolerability in comparison with fluoxetine in patients with moderate to severe major depressive disorder. Mirtazapine-Fluoxetine Study Group. *J Clin Psychiatry*. 1998 Jun;59(6):306-12. PMID: 9671343.
 104. Williams JW, Jr., Barrett J, Oxman T, et al. Treatment of dysthymia and minor depression in primary care: A randomized controlled trial in older adults. *JAMA*. 2000 Sep 27;284(12):1519-26. PMID: 11000645.
 105. Yevtushenko VY, Belous AI, Yevtushenko YG, et al. Efficacy and tolerability of escitalopram versus citalopram in major depressive disorder: a 6-week, multicenter, prospective, randomized, double-blind, active-controlled study in adult outpatients. *Clin Ther*. 2007 Nov;29(11):2319-32. PMID: 18158074.
 106. Baldomero EB, Ubago JG, Cercos CL, et al. Venlafaxine extended release versus conventional antidepressants in the remission of depressive disorders after previous antidepressant failure: ARGOS study. *Depress Anxiety*. 2005 Aug 10;22(2):68-76. PMID: 16094658.
 107. Claghorn JL, Feighner JP. A double-blind comparison of paroxetine with imipramine in the long-term treatment of depression. *J Clin Psychopharmacol*. 1993 Dec;13(6 Suppl 2):23S-7S. PMID: 8106652.
 108. Corya SA, Williamson D, Sanger TM, et al. A randomized, double-blind comparison of olanzapine/fluoxetine combination, olanzapine, fluoxetine, and venlafaxine in treatment-resistant depression. *Depress Anxiety*. 2006;23(6):364-72. PMID: 16710853.
 109. Dinan TG. Efficacy and safety of weekly treatment with enteric-coated fluoxetine in patients with major depressive disorder. *J Clin Psychiatry*. 2001;62 Suppl 22:48-52. PMID: 11599649.
 110. Doogan DP, Caillard V. Sertraline in the prevention of depression. *Br J Psychiatry*. 1992 Feb;160:217-22. PMID: 1540762.
 111. Fang Y, Yuan C, Xu Y, et al. Comparisons of the efficacy and tolerability of extended-release venlafaxine, mirtazapine, and paroxetine in treatment-resistant depression: a double-blind, randomized pilot study in a Chinese population. *J Clin Psychopharmacol*. 2010 Aug;30(4):357-64. PMID: 20571433.
 112. Fava M, Wiltse C, Walker D, et al. Predictors of relapse in a study of duloxetine treatment in patients with major depressive disorder. *J Affect Disord*. 2009 Mar;113(3):263-71. PMID: 18625521.
 113. Kocsis JH, Thase ME, Trivedi MH, et al. Prevention of recurrent episodes of depression with venlafaxine ER in a 1-year maintenance phase from the PREVENT Study. *J Clin Psychiatry*. 2007 Jul;68(7):1014-23. PMID: 17685736.
 114. Fava M, Detke MJ, Balestrieri M, et al. Management of depression relapse: re-initiation of duloxetine treatment or dose

- increase. *J Psychiatr Res*. 2006 Jun;40(4):328-36. PMID: 16678205.
115. Perahia DG, Gilaberte I, Wang F, et al. Duloxetine in the prevention of relapse of major depressive disorder: double-blind placebo-controlled study. *Br J Psychiatry*. 2006 Apr;188:346-53. PMID: 16582061.
 116. Feiger AD, Bielski RJ, Bremner J, et al. Double-blind, placebo-substitution study of nefazodone in the prevention of relapse during continuation treatment of outpatients with major depression. *Int Clin Psychopharmacol*. 1999 Jan;14(1):19-28. PMID: 10221638.
 117. Franchini L, Gasperini M, Perez J, et al. A double-blind study of long-term treatment with sertraline or fluvoxamine for prevention of highly recurrent unipolar depression. *J Clin Psychiatry*. 1997 Mar;58(3):104-7. PMID: 9108811.
 118. Franchini L, Gasperini M, Zanardi R, et al. Four-year follow-up study of sertraline and fluvoxamine in long-term treatment of unipolar subjects with high recurrence rate. *J Affect Disord*. 2000 Jun;58(3):233-6. PMID: 10802132.
 119. Gelenberg AJ, Trivedi MH, Rush AJ, et al. Randomized, placebo-controlled trial of nefazodone maintenance treatment in preventing recurrence in chronic depression. *Biol Psychiatry*. 2003 Oct 15;54(8):806-17. PMID: 14550680.
 120. Gilaberte I, Montejo AL, de la Gandara J, et al. Fluoxetine in the prevention of depressive recurrences: a double-blind study. *J Clin Psychopharmacol*. 2001 Aug;21(4):417-24. PMID: 11476126.
 121. Gorwood P, Weiller E, Lemming O, et al. Escitalopram prevents relapse in older patients with major depressive disorder. *Am J Geriatr Psychiatry*. 2007 Jul;15(7):581-93. PMID: 17586783.
 122. Eckert L, Lançon C. Duloxetine compared with fluoxetine and venlafaxine: Use of meta-regression analysis for indirect comparisons. *BMC Psychiatry*. 2006 Jul 24;6:30. PMID: 16867188.
 123. Kamijima K, Burt T, Cohen G, et al. A placebo-controlled, randomized withdrawal study of sertraline for major depressive disorder in Japan. *Int Clin Psychopharmacol*. 2006 Jan;21(1):1-9. PMID: 16317311.
 124. Keller MB, Trivedi MH, Thase ME, et al. The Prevention of Recurrent Episodes of Depression with Venlafaxine for Two Years (PREVENT) study: outcomes from the acute and continuation phases. *Biol Psychiatry*. 2007 Dec 15;62(12):1371-9. PMID: 17825800.
 125. Keller MB, Kocsis JH, Thase ME, et al. Maintenance phase efficacy of sertraline for chronic depression: a randomized controlled trial. *JAMA*. 1998 Nov 18;280(19):1665-72. PMID: 9831997.
 126. Keller MB, Trivedi MH, Thase ME, et al. The Prevention of Recurrent Episodes of Depression with Venlafaxine for Two Years (PREVENT) Study: Outcomes from the 2-year and combined maintenance phases. *J Clin Psychiatry*. 2007 Aug;68(8):1246-56. PMID: 17854250.
 127. Klysner R, Bent-Hansen J, Hansen HL, et al. Efficacy of citalopram in the prevention of recurrent depression in elderly patients: placebo-controlled study of maintenance therapy. *Br J Psychiatry*. 2002 Jul;181:29-35. PMID: 12091260.
 128. Kocsis JH, Schatzberg A, Rush AJ, et al. Psychosocial outcomes following long-term, double-blind treatment of chronic depression with sertraline vs placebo. *Arch Gen Psychiatry*. 2002 Aug;59(8):723-8. PMID: 12150648.
 129. Kornstein SG, Bose A, Li D, et al. Escitalopram maintenance treatment for prevention of recurrent depression: a randomized, placebo-controlled trial. *J Clin Psychiatry*. 2006 Nov;67(11):1767-75. PMID: 17196058.
 130. Kornstein SG, Kocsis JH, Ahmed S, et al. Assessing the efficacy of 2 years of maintenance treatment with venlafaxine extended release 75-225 mg/day in patients with recurrent major depression: a secondary analysis of data from the PREVENT study. *Int Clin Psychopharmacol*. 2008 Nov;23(6):357-63. PMID: 18854724.

131. Kornstein SG. Maintenance therapy to prevent recurrence of depression: summary and implications of the PREVENT study. *Expert Rev Neurother*. 2008 May;8(5):737-42. PMID: 18457530.
132. Lenox-Smith AJ, Jiang Q. Venlafaxine extended release versus citalopram in patients with depression unresponsive to a selective serotonin reuptake inhibitor. *Int Clin Psychopharmacol*. 2008;23(3):113-9. PMID: 18408525
133. Lepine JP, Caillard V, Bisslerbe JC, et al. A randomized, placebo-controlled trial of sertraline for prophylactic treatment of highly recurrent major depressive disorder. *Am J Psychiatry*. 2004 May;161(5):836-42. PMID: 15121648.
134. Lin CH, Lin KS, Lin CY, et al. Time to rehospitalization in patients with major depressive disorder taking venlafaxine or fluoxetine. *J Clin Psychiatry*. 2008 Jan;69(1):54-9. PMID: 18312038.
135. Lustman PJ, Clouse RE, Nix BD, et al. Sertraline for prevention of depression recurrence in diabetes mellitus: a randomized, double-blind, placebo-controlled trial. *Arch Gen Psychiatry*. 2006 May;63(5):521-9. PMID: 16651509.
136. McGrath PJ, Stewart JW, Quitkin FM, et al. Predictors of relapse in a prospective study of fluoxetine treatment of major depression. *Am J Psychiatry*. 2006 Sep;163(9):1542-8. PMID: 16946178.
137. Michelson D, Amsterdam JD, Quitkin FM, et al. Changes in weight during a 1-year trial of fluoxetine. *Am J Psychiatry*. 1999 Aug;156(8):1170-6. PMID: 10450256.
138. Montgomery SA, Entsuah R, Hackett D, et al. Venlafaxine versus placebo in the preventive treatment of recurrent major depression. *J Clin Psychiatry*. 2004 Mar;65(3):328-36. PMID: 15096071.
139. Montgomery SA, Dunbar G. Paroxetine is better than placebo in relapse prevention and the prophylaxis of recurrent depression. *Int Clin Psychopharmacol*. 1993 Fall;8(3):189-95. PMID: 8263317.
140. Montgomery SA, Rasmussen JG. Citalopram 20 mg, citalopram 40 mg and placebo in the prevention of relapse of major depression. *Int Clin Psychopharmacol*. 1992 Jun;8:181-8. PMID: 1431025.
141. Perahia DG, Maina G, Thase ME, et al. Duloxetine in the prevention of depressive recurrences: a randomized, double-blind, placebo-controlled trial. *J Clin Psychiatry*. 2009 May;70(5):706-16. PMID: 19552867.
142. Poirier MF, Boyer P. Venlafaxine and paroxetine in treatment-resistant depression. Double-blind, randomised comparison. *Br J Psychiatry*. 1999 Jul;175:12-6. PMID: 10621762.
143. Rapaport MH, Bose A, Zheng H. Escitalopram continuation treatment prevents relapse of depressive episodes. *J Clin Psychiatry*. 2004 Jan;65(1):44-9. PMID: 14744167.
144. Reimherr FW, Amsterdam JD, Quitkin FM, et al. Optimal length of continuation therapy in depression: a prospective assessment during long-term fluoxetine treatment. *Am J Psychiatry*. 1998 Sep;155(9):1247-53. PMID: 9734550.
145. Reynolds CF, 3rd, Dew MA, Pollock BG, et al. Maintenance treatment of major depression in old age. *N Engl J Med*. 2006 Mar 16;354(11):1130-8. PMID: 16540613.
146. Rickels K, Montgomery SA, Tourian KA, et al. Desvenlafaxine for the prevention of relapse in major depressive disorder: results of a randomized trial. *J Clin Psychopharmacol*. 2010 Feb;30(1):18-24. PMID: 20075643.
147. Robert P, Montgomery SA. Citalopram in doses of 20-60 mg is effective in depression relapse prevention: a placebo-controlled 6 month study. *Int Clin Psychopharmacol*. 1995 Mar;10 Suppl 1:29-35. PMID: 7622809.
148. Rush AJ, Trivedi MH, Wisniewski SR, et al. Bupropion-SR, sertraline, or venlafaxine-XR after failure of SSRIs for depression. *N Engl J Med*. 2006 Mar 23;354(12):1231-42. PMID: 16554525.

149. Rush AJ, Trivedi MH, Wisniewski SR, et al. Acute and Longer-Term Outcomes in Depressed Outpatients Requiring One or Several Treatment Steps: A STAR*D Report. *Am J Psychiatry*. 2006 Nov;163(11):1905-17. PMID: 17074942.
150. Schmidt ME, Fava M, Zhang S, et al. Treatment approaches to major depressive disorder relapse. Part 1: dose increase. *Psychother Psychosom*. 2002 Jul-Aug;71(4):190-4. PMID: 12097783.
151. Simon JS, Aguiar LM, Kunz NR, et al. Extended-release venlafaxine in relapse prevention for patients with major depressive disorder. *J Psychiatr Res*. 2004 May-Jun;38(3):249-57. PMID: 15003430.
152. Soares CN, Thase ME, Clayton A, et al. Desvenlafaxine and escitalopram for the treatment of postmenopausal women with major depressive disorder. *Menopause*. 2010 Jul;17(4):700-11. PMID: 20539246.
153. Terra JL, Montgomery SA. Fluvoxamine prevents recurrence of depression: results of a long-term, double-blind, placebo-controlled study. *Int Clin Psychopharmacol*. 1998 Mar;13(2):55-62. PMID: 9669185.
154. Thase ME, Gelenberg A, Kornstein SG, et al. Comparing venlafaxine extended release and fluoxetine for preventing the recurrence of major depression: Results from the PREVENT study. *J Psychiatr Res*. 2010 Aug 28; PMID: 20801464.
155. Thase ME, Nierenberg AA, Keller MB, et al. Efficacy of mirtazapine for prevention of depressive relapse: a placebo-controlled double-blind trial of recently remitted high-risk patients. *J Clin Psychiatry*. 2001 Oct;62(10):782-8. PMID: 11816867.
156. Trivedi MH, Fava M, Wisniewski SR, et al. Medication augmentation after the failure of SSRIs for depression. *N Engl J Med*. 2006 Mar 23;354(12):1243-52. PMID: 16554526.
157. Weihs KL, Houser TL, Batey SR, et al. Continuation phase treatment with bupropion SR effectively decreases the risk for relapse of depression. *Biol Psychiatry*. 2002 May 1;51(9):753-61. PMID: 11983189.
158. Wilson KC, Mottram PG, Ashworth L, et al. Older community residents with depression: long-term treatment with sertraline. Randomised, double-blind, placebo-controlled study. *Br J Psychiatry*. 2003 Jun;182:492-7. PMID: 12777339.
159. Boulenger JP, Hermes A, Huusom AK, et al. Baseline anxiety effect on outcome of SSRI treatment in patients with severe depression: escitalopram vs paroxetine. *Curr Med Res Opin*. 2010 Mar;26(3):605-14. PMID: 20067433.
160. Brannan SK, Mallinckrodt CH, Brown EB, et al. Duloxetine 60 mg once-daily in the treatment of painful physical symptoms in patients with major depressive disorder. *J Psychiatr Res*. 2005 Jan;39(1):43-53. PMID: 15504423.
161. Brecht S, Courtecuisse C, Debieuvre C, et al. Efficacy and safety of duloxetine 60 mg once daily in the treatment of pain in patients with major depressive disorder and at least moderate pain of unknown etiology: a randomized controlled trial. *J Clin Psychiatry*. 2007 Nov;68(11):1707-16. PMID: 18052564.
162. Detke MJ, Lu Y, Goldstein DJ, et al. Duloxetine 60 mg once daily dosing versus placebo in the acute treatment of major depression. *J Psychiatr Res*. 2002 Nov-Dec;36(6):383-90. PMID: 12393307.
163. Detke MJ, Lu Y, Goldstein DJ, et al. Duloxetine, 60 mg once daily, for major depressive disorder: a randomized double-blind placebo-controlled trial. *J Clin Psychiatry*. 2002 Apr;63(4):308-15. PMID: 12000204.
164. Fava M, Rosenbaum JF, Hoog SL, et al. Fluoxetine versus sertraline and paroxetine in major depression: tolerability and efficacy in anxious depression. *J Affect Disord*. 2000 Aug;59(2):119-26. PMID: 10837880.
165. Flament MF, Lane RM, Zhu R, et al. Predictors of an acute antidepressant response to fluoxetine and sertraline. *Int Clin Psychopharmacol*. 1999 Sep;14(5):259-75. PMID: 10529069.

166. Jefferson JW, Rush AJ, Nelson JC, et al. Extended-release bupropion for patients with major depressive disorder presenting with symptoms of reduced energy, pleasure, and interest: findings from a randomized, double-blind, placebo-controlled study. *J Clin Psychiatry*. 2006 Jun;67(6):865-73. PMID: 16848645.
167. Khan A, Upton GV, Rudolph RL, et al. The use of venlafaxine in the treatment of major depression and major depression associated with anxiety: a dose-response study. Venlafaxine Investigator Study Group. *J Clin Psychopharmacol*. 1998 Feb;18(1):19-25. PMID: 9472838.
168. Krebs EE, Gaynes BN, Gartlehner G, et al. Treating the physical symptoms of depression with second-generation antidepressants: a systematic review and metaanalysis. *Psychosomatics*. 2008 May-Jun;49(3):191-8. PMID: 18448772.
169. McCall WV, Blocker JN, D'Agostino Jr R, et al. Treatment of insomnia in depressed insomniacs: Effects on health-related quality of life, objective and self-reported sleep, and depression. *Journal of Clinical Sleep Medicine*. 2010;6(4):322-9.
170. Raskin J, Xu JY, Kajdasz DK. Time to response for duloxetine 60 mg once daily versus placebo in elderly patients with major depressive disorder. *Int Psychogeriatr*. 2008 Apr;20(2):309-27. PMID: 17588276.
171. Raskin J, Wiltse CG, Siegal A, et al. Efficacy of duloxetine on cognition, depression, and pain in elderly patients with major depressive disorder: an 8-week, double-blind, placebo-controlled trial. *Am J Psychiatry*. 2007 Jun;164(6):900-9. PMID: 17541049.
172. Silverstone PH, Salinas E. Efficacy of venlafaxine extended release in patients with major depressive disorder and comorbid generalized anxiety disorder. *J Clin Psychiatry*. 2001 Jul;62(7):523-9. PMID: 11488362.
173. Andersohn F, Schade R, Suissa S, et al. Long-term use of antidepressants for depressive disorders and the risk of diabetes mellitus. *Am J Psychiatry*. 2009 May;166(5):591-8. PMID: 19339356.
174. Aursnes I, Tvette IF, Gaasemyr J, et al. Suicide attempts in clinical trials with paroxetine randomised against placebo. *BMC Med*. 2005 Aug 22;3:14. PMID: 16115311.
175. Barbui C, Esposito E, Cipriani A. Selective serotonin reuptake inhibitors and risk of suicide: A systematic review of observational studies. *Can Med Assoc J*. 2009;180(3):291-7. PMID: 19188627.
176. Brambilla P, Cipriani A, Hotopf M, et al. Side-effect profile of fluoxetine in comparison with other SSRIs, tricyclic and newer antidepressants: a meta-analysis of clinical trial data. *Pharmacopsychiatry*. 2005 Mar;38(2):69-77. PMID: 15744630.
177. Buckley NA, McManus PR. Fatal toxicity of serotonergic and other antidepressant drugs: analysis of United Kingdom mortality data. *BMJ*. 2002 Dec 7;325(7376):1332-3. PMID: 12468481.
178. Cipriani A, La Ferla T, Furukawa TA, et al. Sertraline versus other antidepressive agents for depression. *Cochrane Database Syst Rev*. 2010(4):CD006117. PMID: 20393946.
179. Claxton A, de Klerk E, Parry M, et al. Patient compliance to a new enteric-coated weekly formulation of fluoxetine during continuation treatment of major depressive disorder. *J Clin Psychiatry*. 2000 Dec;61(12):928-32. PMID: 11206598.
180. Clayton AH, Pradko JF, Croft HA, et al. Prevalence of sexual dysfunction among newer antidepressants. *J Clin Psychiatry*. 2002 Apr;63(4):357-66. PMID: 12000211.
181. Clayton AH, Croft HA, Horrigan JP, et al. Bupropion extended release compared with escitalopram: effects on sexual functioning and antidepressant efficacy in 2 randomized, double-blind, placebo-controlled studies. *J Clin Psychiatry*. 2006 May;67(5):736-46. PMID: 16841623.

182. Clayton A, Kornstein S, Prakash A, et al. Changes in sexual functioning associated with duloxetine, escitalopram, and placebo in the treatment of patients with major depressive disorder. *J Sex Med.* 2007 Jul;4(4 Pt 1):917-29. PMID: 17627739.
183. Expert Working Group of the Committee on Safety of Medicines (CSM). Report of the CSM expert working group on the safety of selective serotonin reuptake inhibitor antidepressants. United Kingdom: Author; 2004.
184. Delgado PL, Brannan SK, Mallinckrodt CH, et al. Sexual functioning assessed in 4 double-blind placebo- and paroxetine-controlled trials of duloxetine for major depressive disorder. *J Clin Psychiatry.* 2005 Jun;66(6):686-92. PMID: 15960560.
185. Didham RC, McConnell DW, Blair HJ, et al. Suicide and self-harm following prescription of SSRIs and other antidepressants: confounding by indication. *Br J Clin Pharmacol.* 2005 Nov;60(5):519-25. PMID: 16236042.
186. Dunner DL, Zisook S, Billow AA, et al. A prospective safety surveillance study for bupropion sustained-release in the treatment of depression. *J Clin Psychiatry.* 1998 Jul;59(7):366-73. PMID: 9714265.
187. Ekselius L, von Knorring L. Effect on sexual function of long-term treatment with selective serotonin reuptake inhibitors in depressed patients treated in primary care. *J Clin Psychopharmacol.* 2001 Apr;21(2):154-60. PMID: 11270911.
188. Fava M, Judge R, Hoog SL, et al. Fluoxetine versus sertraline and paroxetine in major depressive disorder: changes in weight with long-term treatment. *J Clin Psychiatry.* 2000 Nov;61(11):863-7. PMID: 11105740.
189. Ferguson JM, Shrivastava RK, Stahl SM, et al. Reemergence of sexual dysfunction in patients with major depressive disorder: double-blind comparison of nefazodone and sertraline. *J Clin Psychiatry.* 2001 Jan;62(1):24-9. PMID: 11235924.
190. Fergusson D, Doucette S, Glass KC, et al. Association between suicide attempts and selective serotonin reuptake inhibitors: systematic review of randomised controlled trials. *BMJ.* 2005 Feb 19;330(7488):396. PMID: 15718539.
191. Gibbons RD, Brown CH, Hur K, et al. Relationship between antidepressants and suicide attempts: An analysis of the veterans health administration data sets. *Am J Psychiatry.* 2007;164(7):1044-9.
192. Goldstein DJ, Hamilton SH, Masica DN, et al. Fluoxetine in medically stable, depressed geriatric patients: effects on weight. *J Clin Psychopharmacol.* 1997 Oct;17(5):365-9. PMID: 9315987.
193. Greist J, McNamara RK, Mallinckrodt CH, et al. Incidence and duration of antidepressant-induced nausea: duloxetine compared with paroxetine and fluoxetine. *Clin Ther.* 2004 Sep;26(9):1446-55. PMID: 15531007.
194. Gunnell D, Saperia J, Ashby D. Selective serotonin reuptake inhibitors (SSRIs) and suicide in adults: meta-analysis of drug company data from placebo controlled, randomised controlled trials submitted to the MHRA's safety review. *BMJ.* 2005 Feb 19;330(7488):385. PMID: 15718537.
195. Jick H, Ulcickas M, Dean A. Comparison of frequencies of suicidal tendencies among patients receiving fluoxetine, lofepramine, mianserin, or trazodone. *Pharmacotherapy.* 1992;12(6):451-4. PMID: 1492009.
196. Jick SS, Dean AD, Jick H. Antidepressants and suicide. *BMJ.* 1995 Jan 28;310(6974):215-8. PMID: 7677826.
197. Jick H, Kaye JA, Jick SS. Antidepressants and the risk of suicidal behaviors. *JAMA.* 2004 Jul 21;292(3):338-43. PMID: 15265848.
198. Johnston JA, Lineberry CG, Ascher JA, et al. A 102-center prospective study of seizure in association with bupropion. *J Clin Psychiatry.* 1991 Nov;52(11):450-6. PMID: 1744061.

199. Judge R, Parry MG, Quail D, et al. Discontinuation symptoms: comparison of brief interruption in fluoxetine and paroxetine treatment. *Int Clin Psychopharmacol.* 2002 Sep;17(5):217-25. PMID: 12177584.
200. Kasper S, Baldwin DS, Larsson Lonn S, et al. Superiority of escitalopram to paroxetine in the treatment of depression. *Eur Neuropsychopharmacol.* 2009;19(4):229-37. PMID: 19185467.
201. Kennedy SH, Eisfeld BS, Dickens SE, et al. Antidepressant-induced sexual dysfunction during treatment with moclobemide, paroxetine, sertraline, and venlafaxine. *J Clin Psychiatry.* 2000 Apr;61(4):276-81. PMID: 10830148.
202. Khan A, Khan S, Kolts R, et al. Suicide rates in clinical trials of SSRIs, other antidepressants, and placebo: analysis of FDA reports. *Am J Psychiatry.* 2003 Apr;160(4):790-2. PMID: 12668373.
203. Lopez-libor JJ. Reduced suicidality with paroxetine. *European Psychiatry.* 1993;8(Suppl 1):17S-9S.
204. Mackay FJ, Dunn NR, Wilton LV, et al. A comparison of fluvoxamine, fluoxetine, sertraline and paroxetine examined by observational cohort studies. *Pharmacoepidemiol Drug Saf.* 1997 Jul;6(4):235-46. PMID: 15073774.
205. Mackay FJ, Dunn NR, Mann RD. Antidepressants and the serotonin syndrome in general practice. *Br J Gen Pract.* 1999 Nov;49(448):871-4. PMID: 10818650.
206. Mackay FR, Dunn NR, Martin RM, et al. Newer antidepressants: a comparison of tolerability in general practice. *Br J Gen Pract.* 1999 Nov;49(448):892-6. PMID: 10818655.
207. Martinez C, Rietbrock S, Wise L, et al. Antidepressant treatment and the risk of fatal and non-fatal self harm in first episode depression: nested case-control study. *BMJ.* 2005 Feb 19;330(7488):389. PMID: 15718538.
208. Martinez C, Assimes TL, Mines D, et al. Use of venlafaxine compared with other antidepressants and the risk of sudden cardiac death or near death: a nested case-control study. *BMJ.* 340:c249. PMID: 20139216.
209. Meijer WE, Heerdink ER, van Eijk JT, et al. Adverse events in users of sertraline: results from an observational study in psychiatric practice in The Netherlands. *Pharmacoepidemiol Drug Saf.* 2002 Dec;11(8):655-62. PMID: 12512241.
210. Montejo AL, Llorca G, Izquierdo JA, et al. Incidence of sexual dysfunction associated with antidepressant agents: a prospective multicenter study of 1022 outpatients. Spanish Working Group for the Study of Psychotropic-Related Sexual Dysfunction. *J Clin Psychiatry.* 2001;62 Suppl 3:10-21. PMID: 11229449.
211. Montgomery SA, Andersen HF. Escitalopram versus venlafaxine XR in the treatment of depression. *Int Clin Psychopharmacol.* 2006 Sep;21(5):297-309. PMID: 16877901.
212. Nieuwstraten CE, Dolovich LR. Bupropion versus selective serotonin-reuptake inhibitors for treatment of depression. *Ann Pharmacother.* 2001 Dec;35(12):1608-13. PMID: 11793630.
213. Olfson M, Marcus SC. A case-control study of antidepressants and attempted suicide during early phase treatment of major depressive episodes. *J Clin Psychiatry.* 2008;69(3):425-32. PMID: 2008189301.
214. Pedersen AG. Escitalopram and suicidality in adult depression and anxiety. *Int Clin Psychopharmacol.* 2005 May;20(3):139-43. PMID: 15812263.
215. Perahia DG, Kajdasz DK, Desai D, et al. Symptoms following abrupt discontinuation of duloxetine treatment in patients with major depressive disorder. *J Affect Disord.* 2005 Dec;89(1-3):207-12. PMID: 16266753.
216. Philipp M, Tiller JW, Baier D, et al. Comparison of moclobemide with selective serotonin reuptake inhibitors (SSRIs) on sexual function in depressed adults. The Australian and German Study Groups. *Eur Neuropsychopharmacol.* 2000 Sep;10(5):305-14. PMID: 10974600.

217. Rahme E, Dasgupta K, Turecki G, et al. Risks of suicide and poisoning among elderly patients prescribed selective serotonin reuptake inhibitors: a retrospective cohort study. *J Clin Psychiatry*. 2008 Mar;69(3):349-57. PMID: 18278986.
218. Schneeweiss S, Patrick AR, Solomon DH, et al. Variation in the risk of suicide attempts and completed suicides by antidepressant agent in adults: a propensity score-adjusted analysis of 9 years' data. *Arch Gen Psychiatry*. 2010 May;67(5):497-506. PMID: 20439831.
219. Segraves RT, Kavoussi R, Hughes AR, et al. Evaluation of sexual functioning in depressed outpatients: a double-blind comparison of sustained-release bupropion and sertraline treatment. *J Clin Psychopharmacol*. 2000 Apr;20(2):122-8. PMID: 10770448.
220. Simon GE, Savarino J, Operskalski B, et al. Suicide risk during antidepressant treatment. *Am J Psychiatry*. 2006;163(1):41-7. PMID: 16390887
221. Stang P, Young S, Hogue S. Better patient persistence with once-daily bupropion compared with twice-daily bupropion. *Am J Ther*. 2007 Jan-Feb;14(1):20-4. PMID: 17303971.
222. Thapa PB, Gideon P, Cost TW, et al. Antidepressants and the risk of falls among nursing home residents. *N Engl J Med*. 1998 Sep 24;339(13):875-82. PMID: 9744971.
223. Vanderburg DG, Batzar E, Fogel I, et al. A pooled analysis of suicidality in double-blind, placebo-controlled studies of sertraline in adults. *J Clin Psychiatry*. 2009 May;70(5):674-83. PMID: 19552866.
224. Vestergaard P, Rejnmark L, Mosekilde L. Selective serotonin reuptake inhibitors and other antidepressants and risk of fracture. *Calcif Tissue Int*. 2008;82(2):92-101. PMID: 18219438.
225. Whyte IM, Dawson AH, Buckley NA. Relative toxicity of venlafaxine and selective serotonin reuptake inhibitors in overdose compared to tricyclic antidepressants. *QJM*. 2003 May;96(5):369-74. PMID: 12702786.
226. Wise TN, Perahia DGS, Pangallo BA, et al. Effects of the antidepressant duloxetine on body weight: Analyses of 10 clinical studies. *Primary Care Companion to the Journal of Clinical Psychiatry*. 2006;8(5):269-78. PMID: 2006493847.
227. Zajecka J, Fawcett J, Amsterdam J, et al. Safety of abrupt discontinuation of fluoxetine: a randomized, placebo-controlled study. *J Clin Psychopharmacol*. 1998 Jun;18(3):193-7. PMID: 9617977.
228. Andersen G, Vestergaard K, Lauritzen L. Effective treatment of poststroke depression with the selective serotonin reuptake inhibitor citalopram. *Stroke*. 1994 Jun;25(6):1099-104. PMID: 8202964.
229. Bush DE, Ziegelstein RC, Patel UV, et al. Post-myocardial infarction depression. *Evid Rep Technol Assess (Summ)*. 2005 May(123):1-8. PMID: 15989376.
230. Doraiswamy PM, Khan ZM, Donahue RM, et al. Quality of life in geriatric depression: a comparison of remitters, partial responders, and nonresponders. *Am J Geriatr Psychiatry*. 2001 Fall;9(4):423-8. PMID: 11739069.
231. Echeverry D, Duran P, Bonds C, et al. Effect of pharmacological treatment of depression on A1C and quality of life in low-income hispanics and African Americans with diabetes: A randomized, double-blind, placebo-controlled trial. *Diabetes Care*. 2009;32(12):2156-60. PMID: 19729522.
232. Ehde DM, Kraft GH, Chwastiak L, et al. Efficacy of paroxetine in treating major depressive disorder in persons with multiple sclerosis. *Gen Hosp Psychiatry*. 2008 Jan-Feb;30(1):40-8. PMID: 18164939.
233. Geretsegger C, Bohmer F, Ludwig M. Paroxetine in the elderly depressed patient: randomized comparison with fluoxetine of efficacy, cognitive and behavioural effects. *Int Clin Psychopharmacol*. 1994 Spring;9(1):25-9. PMID: 8195578.

234. Glassman AH, O'Connor CM, Califf RM, et al. Sertraline treatment of major depression in patients with acute MI or unstable angina. *JAMA*. 2002 Aug 14;288(6):701-9. PMID: 12169073.
235. Gual A, Balcells M, Torres M, et al. Sertraline for the prevention of relapse in detoxicated alcohol dependent patients with a comorbid depressive disorder: a randomized controlled trial. *Alcohol Alcohol*. 2003 Nov-Dec;38(6):619-25. PMID: 14633652.
236. Hernandez-Avila CA, Modesto-Lowe V, Feinn R, et al. Nefazodone treatment of comorbid alcohol dependence and major depression. *Alcohol Clin Exp Res*. 2004 Mar;28(3):433-40. PMID: 15084901.
237. Honig A, Kuyper AM, Schene AH, et al. Treatment of post-myocardial infarction depressive disorder: a randomized, placebo-controlled trial with mirtazapine. *Psychosom Med*. 2007 Sep-Oct;69(7):606-13. PMID: 17846258.
238. Kranzler HR, Mueller T, Cornelius J, et al. Sertraline treatment of co-occurring alcohol dependence and major depression. *J Clin Psychopharmacol*. 2006 Feb;26(1):13-20. PMID: 16415699.
239. Lesperance F, Frasura-Smith N, Koszycki D, et al. Effects of citalopram and interpersonal psychotherapy on depression in patients with coronary artery disease: the Canadian Cardiac Randomized Evaluation of Antidepressant and Psychotherapy Efficacy (CREATE) trial. *JAMA*. 2007 Jan 24;297(4):367-79. PMID: 17244833.
240. Li LT, Wang SH, Ge HY, et al. The beneficial effects of the herbal medicine Free and Easy Wanderer Plus (FEWP) and fluoxetine on post-stroke depression. *J Altern Complement Med*. 2008 Sep;14(7):841-6. PMID: 18721085.
241. Lyketsos CG, DelCampo L, Steinberg M, et al. Treating depression in Alzheimer disease: efficacy and safety of sertraline therapy, and the benefits of depression reduction: the DIADS. *Arch Gen Psychiatry*. 2003 Jul;60(7):737-46. PMID: 12860778.
242. Moak DH, Anton RF, Latham PK, et al. Sertraline and cognitive behavioral therapy for depressed alcoholics: results of a placebo-controlled trial. *J Clin Psychopharmacol*. 2003 Dec;23(6):553-62. PMID: 14624185.
243. Murray V, von Arbin M, Bartfai A, et al. Double-blind comparison of sertraline and placebo in stroke patients with minor depression and less severe major depression. *J Clin Psychiatry*. 2005 Jun;66(6):708-16. PMID: 15960563.
244. Ludwig J, Marcotte DE. Anti-depressants, suicide, and drug regulation. *J Policy Anal Manage*. 2005;24(2):249-72.
245. O'Connor CM, Jiang W, Kuchibhatla M, et al. Safety and efficacy of sertraline for depression in patients with heart failure: Results of the SADHART-CHF (Sertraline against depression and heart disease in chronic heart failure) trial. *J Am Coll Cardiol*. 2010;56(9):692-9. PMID: 20723799.
246. Petrakis I, Carroll KM, Nich C, et al. Fluoxetine treatment of depressive disorders in methadone-maintained opioid addicts. *Drug Alcohol Depend*. 1998 May 1;50(3):221-6. PMID: 9649975.
247. Rabkin JG, Wagner GJ, McElhiney MC, et al. Testosterone versus fluoxetine for depression and fatigue in HIV/AIDS: a placebo-controlled trial. *J Clin Psychopharmacol*. 2004 Aug;24(4):379-85. PMID: 15232328.
248. Rosenberg PB, Drye LT, Martin BK, et al. Sertraline for the treatment of depression in alzheimer disease. *Am J Geriatr Psychiatry*. 2010;18(2):136-45. PMID: 20087081.
249. Schatzberg A, Roose S. A double-blind, placebo-controlled study of venlafaxine and fluoxetine in geriatric outpatients with major depression. *Am J Geriatr Psychiatry*. 2006 Apr;14(4):361-70. PMID: 16582045.
250. Strik JJ, Honig A, Lousberg R, et al. Efficacy and safety of fluoxetine in the

- treatment of patients with major depression after first myocardial infarction: findings from a double-blind, placebo-controlled trial. *Psychosom Med.* 2000 Nov-Dec;62(6):783-9. PMID: 11138997.
251. Wohlreich MM, Sullivan MD, Mallinckrodt CH, et al. Duloxetine for the treatment of recurrent major depressive disorder in elderly patients: treatment outcomes in patients with comorbid arthritis. *Psychosomatics.* 2009 Jul-Aug;50(4):402-12. PMID: 19687181.
252. Fava M, McCall WV, Krystal A, et al. Eszopiclone co-administered with fluoxetine in patients with insomnia coexisting with major depressive disorder. *Biol Psychiatry.* 2006 Jun 1;59(11):1052-60. PMID: 16581036.
253. Hochstrasser B, Isaksen PM, Koponen H, et al. Prophylactic effect of citalopram in unipolar, recurrent depression: placebo-controlled study of maintenance therapy. *Br J Psychiatry.* 2001 Apr;178:304-10. PMID: 11282808.
254. Fava M, Rush AJ, Alpert JE, et al. Difference in treatment outcome in outpatients with anxious versus nonanxious depression: a STAR*D report. *Am J Psychiatry.* 2008 Mar;165(3):342-51. PMID: 18172020.
255. Murray V, Von Arbin M, Bartfai A, et al. Double-blind comparison of sertraline and placebo in stroke patients with minor depression and less severe major depression. *J Clin Psychiatry.* 2005;66(6):708-16.
256. Pigott TA, Prakash A, Arnold LM, et al. Duloxetine versus escitalopram and placebo: an 8-month, double-blind trial in patients with major depressive disorder. *Curr Med Res Opin.* 2007 Jun;23(6):1303-18. PMID: 17559729.
257. Raskin J, Wiltse CG, Dinkel JJ, et al. Safety and tolerability of duloxetine at 60 mg once daily in elderly patients with major depressive disorder. *J Clin Psychopharmacol.* 2008 Feb;28(1):32-8. PMID: 18204338.
258. Wise TN, Wiltse CG, Iosifescu DV, et al. The safety and tolerability of duloxetine in depressed elderly patients with and without medical comorbidity. *Int J Clin Pract.* 2007 Aug;61(8):1283-93. PMID: 17590215.
259. Berk M, du Plessis AD, Birkett M, et al. An open-label study of duloxetine hydrochloride, a mixed serotonin and noradrenaline reuptake inhibitor, in patients with DSM-III-R major depressive disorder. Lilly Duloxetine Depression Study Group. *Int Clin Psychopharmacol.* 1997 May;12(3):137-40. PMID: 9248869.
260. Fava M, Rush AJ, Wisniewski SR, et al. A comparison of mirtazapine and nortriptyline following two consecutive failed medication treatments for depressed outpatients: a STAR*D report. *Am J Psychiatry.* 2006 Jul;163(7):1161-72. PMID: 16816220.
261. Nierenberg AA, Fava M, Trivedi MH, et al. A comparison of lithium and T3 augmentation following two failed medication treatments for depression: A STAR*D report. *Am J Psychiatry.* 2006;163(9):1519-30.
262. McGrath PJ, Stewart JW, Fava M, et al. Tranylcypromine versus venlafaxine plus mirtazapine following three failed antidepressant medication trials for depression: a STAR*D report. *Am J Psychiatry.* 2006 Sep;163(9):1531-41; quiz 666. PMID: 16946177.
263. Rush AJ, Wisniewski SR, Warden D, et al. Selecting among second-step antidepressant medication monotherapies: predictive value of clinical, demographic, or first-step treatment features. *Arch Gen Psychiatry.* 2008 Aug;65(8):870-80. PMID: 18678792.
264. Warden D, Rush AJ, Wisniewski SR, et al. What predicts attrition in second step medication treatments for depression?: a STAR*D Report. *Int J Neuropsychopharmacol.* 2009 May;12(4):459-73. PMID: 18611293.
265. Goldstein DJ, Lu Y, Detke MJ, et al. Duloxetine in the treatment of depression: a double-blind placebo-controlled comparison with paroxetine. *J Clin Psychopharmacol.* 2004 Aug;24(4):389-99. PMID: 15232330.

Appendix D. Poor-Quality Studies

Characteristics of Studies with Poor Internal Validity

To assess the quality (internal validity or risk of bias) of studies, we used predefined criteria based on those described in the AHRQ Methods Guide for Comparative Effectiveness Reviews (ratings: good, fair, poor).¹ Elements of quality assessment for trials included, among others, the methods used for randomization, allocation concealment, and blinding; the similarity of compared groups at baseline; maintenance of comparable groups; overall and differential loss to follow-up; and the use of intention-to-treat analysis. We assessed observational studies based on the potential for selection bias (methods of selection of subjects and loss to follow-up), potential for measurement bias (equality, validity, and reliability of ascertainment of outcomes), adjustment for potential confounders, and statistical analysis.

In general terms, a “good” study has the least bias and results are considered to be valid. A “fair” study is susceptible to some bias but probably not sufficient to invalidate its results. The fair-quality category is likely to be broad, so studies with this rating will vary in their strengths and weaknesses. A “poor” rating indicates significant bias (stemming from, e.g., serious errors in design, analysis reporting large amounts of missing information, or discrepancies in reporting) that may invalidate the study’s results.

To systematically rate studies, we designed and used a structured data abstraction form. Trained reviewers abstracted data from each study and assigned an initial quality rating. A second reviewer read each abstracted article, evaluated the accuracy, completeness, and consistency of the data abstraction, and independently rated the quality. If differences in quality ratings could not be resolved by discussion, a third senior reviewer was involved. The full research team talked regularly during the article abstraction period to discuss global issues related to the data abstraction process. The following lists all the studies reviewed and rated as poor quality, with their design and primary reasons for the final rating.

Study	Design	Primary Reasons for Poor Quality Rating
Aguglia et al., 1993 ²	RCT	High LTF
Amini et al., 2005 ³	RCT	No ITT analysis
Ashman et al., 2009 ⁴	RCT	No ITT analysis
Brown, et al., 2005 ⁵	RCT	No ITT analysis
Byerley, et al., 1988 ⁶	RCT	No ITT analysis
Claghorn, 1992 ⁷	RCT	No ITT analysis
Claghorn, et al., 1996 ⁸	RCT	High LTF and no ITT analysis
Claghorn and Lesem, 1995 ⁹	RCT	High LTF
Clerc et al., 1994 ¹⁰	RCT	High differential attrition
Cohn, et al., 1990 ¹¹	RCT	No ITT analysis
Cohn and Wilcox, 1992 ¹²	RCT	No ITT analysis
Corrigan, et al., 2000 ¹³	RCT	High differential attrition
Croft, et al., 2002 ¹⁴	RCT	High LTF
Dube, et al., 2010 ¹⁵	RCT	High LTF
Dunbar, et al., 1993 ¹⁶	RCT	No ITT analysis
Dunbar, et al., 1991 ¹⁷	RCT	High LTF
Elliott, et al., 1998 ¹⁸	RCT	High LTF
Evans, et al., 1997 ¹⁹	RCT	High LTF

Study	Design	Primary Reasons for Poor Quality Rating
Fabre, et al., 1996 ²⁰	RCT	High LTF
Fabre, 1992 ²¹	RCT	High differential attrition
Fabre, et al., 1995 ²²	RCT	High LTF
Fabre and Putman, 1987 ²³	RCT	High LTF
Falk et al., 1989 ²⁴	RCT	High LTF
Fava, et al., 1997 ²⁵	RCT	No ITT analysis
Fava, et al., 2005 ²⁶	RCT	High LTF
Feighner, et al., 1998 ²⁷	RCT	High LTF
Feighner, 1992 ²⁸	RCT	High LTF
Feighner;Boyer, 1992 ²⁹	RCT	High LTF
Feighner, et al., 1993 ³⁰	RCT	High LTF
Ferrando et al., 1997 ³¹	RCT	No ITT analysis
Flament and Lane, 2001 ³²	RCT	No ITT analysis
Garakani et al., 2008 ³³	RCT	No ITT analysis
Gastpar et al., 2006 ³⁴	RCT	No ITT analysis
Goldstein et al., 2004 ³⁵	RCT	High LTF
Grigoriadis et al., 2003 ³⁶	Observational	No ITT analysis
Gülseren et al., 2005 ³⁷	RCT	No ITT analysis
Hegerl, et al., 2010 ³⁸	RCT	High attrition
Kasper, et al., 2010 ³⁹	Pooled analysis	No systematic literature search
Lapierre, et al., 1987 ⁴⁰	RCT	No ITT analysis
March, et al., 1990 ⁴¹	RCT	No ITT analysis
McGrath, et al., 2000 ⁴²	RCT	High differential attrition
Mesters et al., 1993 ⁴³	RCT	No ITT analysis
Montgomery et al., 2007 ⁴⁴ Montgomery, et al., 2008 ⁴⁵	Systematic Review	Publication bias
Muijen, et al., 1988 ⁴⁶	RCT	No ITT analysis
Nyth, et al., 1992 ⁴⁷	RCT	No ITT analysis
Oslin et al., 2003 ⁴⁸	RCT	High attrition
Petracca, et al., 2001 ⁴⁹	RCT	No ITT analysis
Pettinati, et al., 2010 ⁵⁰	RCT	High attrition
Ravindran, et al., 1995 ⁵¹	RCT	High attrition
Reimherr, et al., 1998 ⁵²	RCT	High attrition
Rickels, et al., 1992 ⁵³	RCT	No ITT analysis
Rickels and Case, 1982 ⁵⁴	RCT	No ITT analysis
Rickels, et al., 1994 ⁵⁵	RCT	High attrition, no ITT
Roscoe et al., 2005 ⁵⁶	RCT	No ITT analysis
Rosenbaum et al., 1998 ⁵⁷	Observational	No ITT analysis
Roth, et al., 1990 ⁵⁸	RCT	No ITT analysis
Roy-Byrne, et al., 2000 ⁵⁹	RCT	High attrition
Rudolph, et al., 1998 ⁶⁰	RCT	High attrition
Schmitz et al., 2001 ⁶¹	RCT	High LTF
Schweizer, et al., 1991 ⁶²	RCT	High attrition
Smith and Glaudin, 1992 ⁶³	RCT	High attrition
Smith, et al., 1990 ⁶⁴	RCT	High attrition
Spielmans, 2008 ⁶⁵	Systematic Review	No quality assessment of included studies, lack of clear and comprehensive search strategy
Stahl et al., 2000 ⁶⁶	RCT	High attrition
Thase et al., 2001 ⁶⁷	Pooled analysis	No systematic literature search

Study	Design	Primary Reasons for Poor Quality Rating
Thase et al., 2006 ⁶⁸	RCT	High LTF
Tollefson et al., 1994 ⁶⁹ Beasley et al., 1991 ⁷⁰	Meta-analysis	No systematic literature search
Trkulja, 2010 ⁷¹	RCT	No dual literature review
Vartiainen and Leinonen, 1994 ⁷²	RCT	High attrition, no ITT
Wade et al., 2003 ⁷³	RCT	High LTF
Wagner et al., 1998 ⁷⁴	RCT	No ITT analysis
Weintraub, et al., 2010 ⁷⁵		High attrition and imputations
Wernicke, et al., 1987 ⁷⁶	RCT	No ITT analysis
Winokur et al., 2003 ⁷⁷	RCT	No ITT analysis
Zanardi et al., 1996 ⁷⁸	RCT	High LTF

ITT, intent to treat analysis; LTF, loss to followup; RCT, randomized controlled trial.

References

- Owens DK, Lohr KN, Atkins D, et al. AHRQ series paper 5: grading the strength of a body of evidence when comparing medical interventions—agency for healthcare research and quality and the effective health-care program. *J Clin Epidemiol*. 2010 May;63(5):513-23.
- Aguglia E, Casacchia M, Cassano GB, et al. Double-blind study of the efficacy and safety of sertraline versus fluoxetine in major depression. *Int Clin Psychopharmacol*. 1993 Fall;8(3):197-202.
- Amini H, Aghayan S, Jalili SA, et al. Comparison of mirtazapine and fluoxetine in the treatment of major depressive disorder: a double-blind, randomized trial. *J Clin Pharm Ther*. 2005 Apr;30(2):133-8.
- Ashman TA, Cantor JB, Gordon WA, et al. A randomized controlled trial of sertraline for the treatment of depression in persons with traumatic brain injury. *Arch Phys Med Rehabil*. 2009;90(5):733-40.
- Brown ES, Vigil L, Khan DA, et al. A randomized trial of citalopram versus placebo in outpatients with asthma and major depressive disorder: a proof of concept study. *Biol Psychiatry*. 2005 Dec 1;58(11):865-70.
- Byerley WF, Reimherr FW, Wood DR, et al. Fluoxetine, a selective serotonin uptake inhibitor, for the treatment of outpatients with major depression. *J Clin Psychopharmacol*. 1988 Apr;8(2):112-5.
- Claghorn JL. The safety and efficacy of paroxetine compared with placebo in a double-blind trial of depressed outpatients. *J Clin Psychiatry*. 1992 Feb;53 Suppl:33-5.
- Claghorn JL, Earl CQ, Walczak DD, et al. Fluvoxamine maleate in the treatment of depression: a single-center, double-blind, placebo-controlled comparison with imipramine in outpatients. *J Clin Psychopharmacol*. 1996 Apr;16(2):113-20.
- Claghorn JL, Lesem MD. A double-blind placebo-controlled study of Org 3770 in depressed outpatients. *J Affect Disord*. 1995 Jun 8;34(3):165-71.
- Clerc GE, Ruimy P, Verdeau-Palles J. A double-blind comparison of venlafaxine and fluoxetine in patients hospitalized for major depression and melancholia. The Venlafaxine French Inpatient Study Group. *Int Clin Psychopharmacol*. 1994 Sep;9(3):139-43.
- Cohn JB, Crowder JE, Wilcox CS, et al. A placebo- and imipramine-controlled study of paroxetine. *Psychopharmacol Bull*. 1990;26(2):185-9.
- Cohn JB, Wilcox CS. Paroxetine in major depression: a double-blind trial with imipramine and placebo. *J Clin Psychiatry*. 1992 Feb;53 Suppl:52-6.
- Corrigan MH, Denahan AQ, Wright CE, et al. Comparison of pramipexole, fluoxetine, and placebo in patients with major depression. *Depress Anxiety*. 2000;11(2):58-65.
- Croft H, Houser TL, Jamerson BD, et al. Effect on body weight of bupropion sustained-release in patients with major depression treated for 52 weeks. *Clin Ther*. 2002 Apr;24(4):662-72.
- Dube S, Dellva MA, Jones M, et al. A study of the effects of LY2216684, a selective norepinephrine reuptake inhibitor, in the treatment of major depression. *J Psychiatr Res*. 2010;44(6):356-63.
- Dunbar GC, Claghorn JL, Kiev A, et al. A comparison of paroxetine and placebo in depressed outpatients. *Acta Psychiatr Scand*. 1993 May;87(5):302-5.
- Dunbar GC, Cohn JB, Fabre LF, et al. A comparison of paroxetine, imipramine and placebo in depressed out-patients. *Br J Psychiatry*. 1991 Sep;159:394-8.
- Elliott AJ, Uldall KK, Bergam K, et al. Randomized, placebo-controlled trial of paroxetine versus imipramine in depressed HIV-positive outpatients. *Am J Psychiatry*. 1998 Mar;155(3):367-72.
- Evans M, Hammond M, Wilson K, et al. Placebo-controlled treatment trial of depression in elderly physically ill patients. *Int J Geriatr Psychiatry*. 1997 Aug;12(8):817-24.
- Fabre L, Birkhimer LJ, Zaborny BA, et al. Fluvoxamine versus imipramine and placebo: a double-blind comparison in depressed patients. *Int Clin Psychopharmacol*. 1996 Jun;11(2):119-27.
- Fabre LF. A 6-week, double-blind trial of paroxetine, imipramine, and placebo in depressed outpatients. *J Clin Psychiatry*. 1992 Feb;53 Suppl:40-3.
- Fabre LF, Abuzzahab FS, Amin M, et al. Sertraline safety and efficacy in major depression: a double-blind fixed-dose comparison with placebo. *Biol Psychiatry*. 1995 Nov 1;38(9):592-602.
- Fabre LF, Putman HP, 3rd. A fixed-dose clinical trial of fluoxetine in outpatients with major depression. *J Clin Psychiatry*. 1987 Oct;48(10):406-8.
- Falk WE, Rosenbaum JF, Otto MW, et al. Fluoxetine versus trazodone in depressed geriatric patients. *J Geriatr Psychiatry Neurol*. 1989 Oct-Dec;2(4):208-14.
- Fava M, Mulroy R, Alpert J, et al. Emergence of adverse events following discontinuation of treatment with extended-release venlafaxine. *Am J Psychiatry*. 1997 Dec;154(12):1760-2.

26. Fava M, Alpert J, Nierenberg AA, et al. A Double-blind, randomized trial of St John's wort, fluoxetine, and placebo in major depressive disorder. *J Clin Psychopharmacol.* 2005 Oct;25(5):441-7.
27. Feighner J, Targum SD, Bennett ME, et al. A double-blind, placebo-controlled trial of nefazodone in the treatment of patients hospitalized for major depression. *J Clin Psychiatry.* 1998 May;59(5):246-53.
28. Feighner JP. A double-blind comparison of paroxetine, imipramine and placebo in depressed outpatients. *Int Clin Psychopharmacol.* 1992 Jun;6 Suppl 4:31-5.
29. Feighner JP, Boyer WF. Paroxetine in the treatment of depression: a comparison with imipramine and placebo. *J Clin Psychiatry.* 1992 Feb;53 Suppl:44-7.
30. Feighner JP, Cohn JB, Fabre LF, Jr., et al. A study comparing paroxetine placebo and imipramine in depressed patients. *J Affect Disord.* 1993 Jun;28(2):71-9.
31. Ferrando SJ, Goldman JD, Charness WE. Selective serotonin reuptake inhibitor treatment of depression in symptomatic HIV infection and AIDS. Improvements in affective and somatic symptoms. *Gen Hosp Psychiatry.* 1997 Mar;19(2):89-97.
32. Flament MF, Lane R. Acute antidepressant response to fluoxetine and sertraline in psychiatric outpatients with psychomotor agitation. *International Journal of Psychiatry in Clinical Practice.* 2001;5(2):103-9.
33. Garakani A, Martinez JM, Marcus S, et al. A randomized, double-blind, and placebo-controlled trial of quetiapine augmentation of fluoxetine in major depressive disorder. *Int Clin Psychopharmacol* 2008;23(5):269-75.
34. Gastpar M, Singer A, Zeller K. Comparative efficacy and safety of a once-daily dosage of hypericum extract STW3-VI and citalopram in patients with moderate depression: a double-blind, randomised, multicentre, placebo-controlled study. *Pharmacopsychiatry* 2006;39(2):66-75.
35. Goldstein DJ, Lu Y, Detke MJ, et al. Duloxetine in the treatment of depression: a double-blind placebo-controlled comparison with paroxetine. *J Clin Psychopharmacol.* 2004 Aug;24(4):389-99.
36. Grigoriadis S, Kennedy SH, Bagby RM. A comparison of antidepressant response in younger and older women. *J Clin Psychopharmacol.* 2003 Aug;23(4):405-7.
37. Gulseren L, Gulseren S, Hekimsoy Z, et al. Comparison of fluoxetine and paroxetine in type II diabetes mellitus patients. *Arch Med Res.* 2005 Mar-Apr;36(2):159-65.
38. Hegerl U, Hautzinger M, Mergl R, et al. Effects of pharmacotherapy and psychotherapy in depressed primary-care patients: A randomized, controlled trial including a patients' choice arm. *International Journal of Neuropsychopharmacology* 2010;13(1):31-44.
39. Kasper S, Montgomery SA, Moller HJ, et al. Longitudinal analysis of the suicidal behaviour risk in short-term placebo-controlled studies of mirtazapine in major depressive disorder. *World J Biol Psychiatry* 2010;11(1):36-44.
40. Lapierre YD, Browne M, Horn E, et al. Treatment of major affective disorder with fluvoxamine. *J Clin Psychiatry.* 1987 Feb;48(2):65-8.
41. March JS, Kobak KA, Jefferson JW, et al. A double-blind, placebo-controlled trial of fluvoxamine versus imipramine in outpatients with major depression. *J Clin Psychiatry.* 1990 May;51(5):200-2.
42. McGrath PJ, Stewart JW, Janal MN, et al. A placebo-controlled study of fluoxetine versus imipramine in the acute treatment of atypical depression. *Am J Psychiatry.* 2000 Mar;157(3):344-50.
43. Mesters P, Cosyns P, Dejaille G, et al. Assessment of quality of life in the treatment of major depressive disorder with fluoxetine, 20 mg, in ambulatory patients aged over 60 years. *Int Clin Psychopharmacol.* 1993 Winter;8(4):337-40.
44. Montgomery SA, Baldwin DS, Blier P, et al. Which antidepressants have demonstrated superior efficacy? A review of the evidence. *International Clinical Psychopharmacology* 2007;22(6):323-9.
45. Montgomery SA, Baldwin DS, Blier P, et al. Which antidepressants have demonstrated superior efficacy? A review of the evidence: Erratum. *International Clinical Psychopharmacology* 2008;23(1):61.
46. Muijen M, Roy D, Silverstone T, et al. A comparative clinical trial of fluoxetine, mianserin and placebo in depressed outpatients. *Acta Psychiatr Scand.* 1988 Sep;78(3):384-90.
47. Nyth AL, Gottfries CG, Lyby K, et al. A controlled multicenter clinical study of citalopram and placebo in elderly depressed patients with and without concomitant dementia. *Acta Psychiatr Scand.* 1992 Aug;86(2):138-45.
48. Oslin DW, Ten Have TR, Streim JE, et al. Probing the safety of medications in the frail elderly: evidence from a randomized clinical trial of sertraline and venlafaxine in depressed nursing home residents. *J Clin Psychiatry.* 2003 Aug;64(8):875-82.
49. Petracca GM, Chemerinski E, Starkstein SE. A double-blind, placebo-controlled study of fluoxetine in depressed patients with Alzheimer's disease. *Int Psychogeriatr.* 2001 Jun;13(2):233-40.

50. Pettinati HM, Oslin DW, Kampman KM, et al. A double-blind, placebo-controlled trial combining sertraline and naltrexone for treating co-occurring depression and alcohol dependence. *Am J Psychiatry* 2010;167(6):668-75.
51. Ravindran AV, Teehan MD, Bakish D, et al. The impact of sertraline, desipramine, and placebo on psychomotor functioning in depression. *Hum Psychopharmacol.* 1995;10(4):273-81.
52. Reimherr FW, Cunningham LA, Batey SR, et al. A multicenter evaluation of the efficacy and safety of 150 and 300 mg/d sustained-release bupropion tablets versus placebo in depressed outpatients. *Clin Ther.* 1998 May-Jun;20(3):505-16.
53. Rickels K, Amsterdam J, Clary C, et al. The efficacy and safety of paroxetine compared with placebo in outpatients with major depression. *J Clin Psychiatry.* 1992 Feb;53 Suppl:30-2.
54. Rickels K, Case WG. Trazodone in depressed outpatients. *Am J Psychiatry.* 1982 Jun;139(6):803-6.
55. Rickels K, Schweizer E, Clary C, et al. Nefazodone and imipramine in major depression: a placebo-controlled trial. *Br J Psychiatry.* 1994 Jun;164(6):802-5.
56. Roscoe JA, Morrow GR, Hickok JT, et al. Effect of paroxetine hydrochloride (Paxil) on fatigue and depression in breast cancer patients receiving chemotherapy. *Breast Cancer Res Treat.* 2005 Feb;89(3):243-9.
57. Rosenbaum JF, Fava M, Hoog SL, et al. Selective serotonin reuptake inhibitor discontinuation syndrome: a randomized clinical trial. *Biol Psychiatry.* 1998 Jul 15;44(2):77-87.
58. Roth D, Mattes J, Sheehan KH, et al. A double-blind comparison of fluvoxamine, desipramine and placebo in outpatients with depression. *Prog Neuropsychopharmacol Biol Psychiatry.* 1990;14(6):929-39.
59. Roy-Byrne PP, Pages KP, Russo JE, et al. Nefazodone treatment of major depression in alcohol-dependent patients: a double-blind, placebo-controlled trial. *J Clin Psychopharmacol.* 2000 Apr;20(2):129-36.
60. Rudolph RL, Fabre LF, Feighner JP, et al. A randomized, placebo-controlled, dose-response trial of venlafaxine hydrochloride in the treatment of major depression. *J Clin Psychiatry.* 1998 Mar;59(3):116-22.
61. Schmitz JM, Averill P, Stotts AL, et al. Fluoxetine treatment of cocaine-dependent patients with major depressive disorder. *Drug Alcohol Depend.* 2001 Aug 1;63(3):207-14.
62. Schweizer E, Weise C, Clary C, et al. Placebo-controlled trial of venlafaxine for the treatment of major depression. *J Clin Psychopharmacol.* 1991 Aug;11(4):233-6.
63. Smith WT, Glaudin V. A placebo-controlled trial of paroxetine in the treatment of major depression. *J Clin Psychiatry.* 1992 Feb;53 Suppl:36-9.
64. Smith WT, Glaudin V, Panagides J, et al. Mirtazapine vs. amitriptyline vs. placebo in the treatment of major depressive disorder. *Psychopharmacol Bull.* 1990;26(2):191-6.
65. Spielmans GI. Duloxetine does not relieve painful physical symptoms in depression: a meta-analysis. *Psychother Psychosom* 2008;77(1):12-6.
66. Stahl SM. Placebo-controlled comparison of the selective serotonin reuptake inhibitors citalopram and sertraline. *Biol Psychiatry.* 2000 Nov 1;48(9):894-901.
67. Thase ME, Entsuah AR, Rudolph RL. Remission rates during treatment with venlafaxine or selective serotonin reuptake inhibitors. *Br J Psychiatry.* 2001 Mar;178:234-41.
68. Thase ME, Clayton AH, Haight BR, et al. A double-blind comparison between bupropion XL and venlafaxine XR: sexual functioning, antidepressant efficacy, and tolerability. *J Clin Psychopharmacol* 2006;26(5):482-8.
69. Tollefson GD, Rampey AH, Jr., Beasley CM, Jr., et al. Absence of a relationship between adverse events and suicidality during pharmacotherapy for depression. *J Clin Psychopharmacol.* 1994 Jun;14(3):163-9.
70. Beasley CM, Jr., Dornseif BE, Bosomworth JC, et al. Fluoxetine and suicide: a meta-analysis of controlled trials of treatment for depression. *Bmj.* 1991 Sep 21;303(6804):685-92.
71. Trkulja V. Is escitalopram really relevantly superior to citalopram in treatment of major depressive disorder? A meta-analysis of head-to-head randomized trials. *Croat Med J* 2010;51(1):61-73.
72. Vartiainen H, Leinonen E. Double-blind study of mirtazapine and placebo in hospitalized patients with major depression. *Eur Neuropsychopharmacol.* 1994 Jun;4(2):145-50.
73. Wade A, Crawford GM, Angus M, et al. A randomized, double-blind, 24-week study comparing the efficacy and tolerability of mirtazapine and paroxetine in depressed patients in primary care. *Int Clin Psychopharmacol.* 2003 May;18(3):133-41.
74. Wagner GJ, Maguen S, Rabkin JG. Ethnic differences in response to fluoxetine in a controlled trial with depressed HIV-positive patients. *Psychiatr Serv.* 1998 Feb;49(2):239-40.
75. Weintraub D, Rosenberg PB, Drye LT, et al. Sertraline for the treatment of depression in alzheimer disease: Week-24 outcomes. *American Journal of Geriatric Psychiatry* 2010;18(4):332-40.
76. Wernicke JF, Dunlop SR, Dornseif BE, et al. Fixed-dose fluoxetine therapy for depression. *Psychopharmacol Bull.* 1987;23(1):164-8.
77. Winokur A, DeMartinis NA, 3rd, McNally DP, et al. Comparative effects of mirtazapine and fluoxetine on sleep physiology measures in patients with major depression and insomnia. *J Clin Psychiatry.* 2003 Oct;64(10):1224-9.

78. Zanardi R, Franchini L, Gasperini M, et al. Double-blind controlled trial of sertraline versus paroxetine in the treatment of delusional depression. *Am J Psychiatry*. 1996 Dec;153(12):1631-3.

Appendix E. Studies Included in Mixed-Treatment Comparisons and Meta-analyses

Studies Included in Mixed Treatment Comparisons and Meta-Analyses (based on change in HAM-D)

Trial	Drug	Dosage	Number randomized	Number of responders ^a	Quality Rating
Alves et al., 1999 ¹	Fluoxetine	20-40 mg/d	47	35	Fair
	Venlafaxine	75-150 mg/d	40	35	
Benkert et al., 2000 ²	Paroxetine	15-45 mg/d	136	66	Fair
	Mirtazapine	20-40 mg/d	139	74	
Bennie et al., 1995 ³	Fluoxetine	20-40 mg/d	144	63	Fair
	Sertraline	50-100 mg/d	142	73	
Bielski et al., 2004 ⁴	Venlafaxine	225 mg/d	100	47	Fair
	Escitalopram	20 mg/d	98	59	
Blumenthal et al., 2007 ^{5b}	Placebo	NA	49	16	Fair
	Sertraline	50-200 mg/d	49	19	
Boulenger et al., 2006 ^{6b}	Escitalopram	10-20 mg/d	232	175	Fair
	Paroxetine	20-40 mg/d	227	146	
Boyer et al., 2008 ⁷	Placebo	NA	161	40	Fair
	Desvenlafaxine	50 mg/d, 100 mg/d	324 ^c	205 ^c	
Brannan et al., 2005 ⁸	Placebo	NA	141	54	Fair
	Duloxetine	60 mg/d	141	55	
Chouinard et al., 1999 ⁹	Fluoxetine	20-80 mg/d	101	67	Fair
	Paroxetine	20-50 mg/d	102	67	
Cohn et al., 1996 ¹⁰	Placebo	NA	42	15	Fair
	Nefazodone	200-600 mg/d	39	25	
Coleman et al., 1999 ¹¹	Placebo	NA	124	66	Fair
	Bupropion	150-400 mg/d	122	78	
	Sertraline	50-200 mg/d	118	66	
Coleman et al., 2001 ¹²	Placebo	NA	152	73	Fair
	Bupropion	150-400 mg/d	150	76	
	Fluoxetine	50-200 mg/d	154	83	
Croft et al., 1999 ¹³	Placebo	NA	121	55	Fair
	Bupropion	150-400 mg/d	120	77	
	Sertraline	50-200 mg/d	119	79	
De Nayer et al., 2002 ¹⁴	Fluoxetine	20 mg/d	73	34	Fair
	Venlafaxine	75 mg/d	73	48	
De Wilde et al., 1993 ¹⁵	Fluoxetine	20-60 mg/d	50	26	Fair
	Paroxetine	20-40 mg/d	50	25	
Detke et al., 2002 ¹⁶	Placebo	NA	139	49	Fair
	Duloxetine	60 mg/d	128	64	
Detke et al., 2002 ¹⁷	Placebo	NA	122	26	Fair
	Duloxetine	60 mg/d	123	54	
Detke et al., 2004 ¹⁸	Placebo	NA	93	41	Fair
	Duloxetine	80mg/d, 120 mg/d	188 ^c	126 ^c	
	Paroxetine	20 mg/d	86	63	
Dierick et al., 1996 ¹⁹	Fluoxetine	20 mg/d	161	95	Fair
	Venlafaxine	75-150 mg/d	153	107	
Fava et al., 1998 ²⁰	Placebo	NA	19	10	Fair
	Fluoxetine	20-80 mg/d	54	31	
	Paroxetine	20-50 mg/d	55	32	
Fava et al., 2002 ²¹	Paroxetine	20-60 mg/d	96	64	Fair
	Fluoxetine	20-60 mg/d	92	57	
	Sertraline	50-200 mg/d	96	70	
Feiger et al., 1996 ²²	Sertraline	50-200 mg/d	82	41	Fair
	Nefazodone	100-600 mg/d	78	42	

Trial	Drug	Dosage	Number randomized	Number of responders ^a	Quality Rating
Feiger et al., 2009 ²³	Placebo	NA	121	36	Good
	Desvenlafaxine	200-400 mg/d	123	46	
Feighner et al., 1991 ²⁴	Fluoxetine	20-80 mg/d	62	35	Fair
	Bupropion	225-450 mg/d	61	37	
Fontaine et al., 1994 ²⁵	Placebo	NA	45	14	Fair
	Nefazodone	100-500 mg/d	90	41	
Gagliano, 1993 ²⁶	Fluoxetine	20-60 mg/d	45	27	Fair
	Paroxetine	20-40 mg/d	45	30	
Goldstein et al., 2002 ²⁷	Placebo	NA	70	24	Fair
	Duloxetine	40-120 mg/d	70	32	
	Fluoxetine	20 mg/d	33	15	
Haffmans et al., 1996 ²⁸	Fluvoxamine	100-200 mg/d	109	31	Fair
	Citalopram	20-40 mg/d	108	33	
Halikas et al., 1995 ²⁹	Mirtazapine	5-35 mg/d	50	25	Fair
	Trazodone	40-280 mg/d	50	20	
	Placebo	NA	50	18	
Hicks et al., 2002 ³⁰	Paroxetine	20-40 mg/d	20	16	Fair
	Nefazodone	400-600 mg/d	20	11	
Hong et al., 2003 ³¹	Fluoxetine	20-40 mg/d	66	30	Fair
	Mirtazapine	15-45 mg/d	66	35	
Hypericum Depression Trial Study Group, 2002 ³²	Placebo	NA	116	13	Good
	Sertraline	50-100 mg/d	111	26	
Kasper et al., 2005 ³³	Trazodone	150-450 mg/d	55	48	Fair
	Paroxetine	20-40 mg/d	53	48	
Khan et al., 2007 ³⁴	Duloxetine	60 mg/d	138	66	Fair
	Escitalopram	10-20 mg/d	140	83	
	Duloxetine	60 mg/d	238	144	
Lee et al., 2007 ³⁵	Paroxetine	20 mg/d	240	157	Fair
	Placebo	NA	122	39	
	Desvenlafaxine	100-200 mg/d	125	52	
Lydiard et al., 1989 ³⁷	Placebo	NA	18	5	Fair
	Fluvoxamine	100-300 mg/d	18	9	
Lydiard et al., 1997 ³⁸	Placebo	NA	129	43	Fair
	Sertraline	50-200 mg/d	132	65	
	Fluoxetine	20 mg/d	117	89	
Mao et al., 2008 ³⁹	Escitalopram	10 mg/d	123	94	Fair
	Venlafaxine	75-150 mg/d	75	49	
Mehtonen et al., 2000 ⁴⁰	Sertraline	50-100 mg/d	72	41	Good
	Venlafaxine	75-225 mg/d	102	51	
Munizza et al., 2006 ⁴¹	Sertraline	50-100 mg/d	60	37	Fair
	Trazodone	150-450 mg/d	62	46	
Nemeroff and Thase, 2007 ⁴²	Placebo	NA	102	37	Fair
	Fluoxetine	20-60 mg/d	104	45	
	Venlafaxine	75-225 mg/d	102	51	
Newhouse et al., 2000 ⁴³	Fluoxetine	20-40 mg/d	119	84	Fair
	Sertraline	50-100 mg/d	117	85	
	Placebo	NA	137	44	
Nierenberg et al., 2007 ⁴⁴	Duloxetine	40-60 mg/d	273	117	Fair
	Escitalopram	10-20 mg/d	274	112	
	Placebo	NA	129	45	
Olie et al., 1997 ⁴⁵	Sertraline	50-200 mg/d	129	70	Fair
	Placebo	NA	99	51	
Perahia et al., 2006 ⁴⁶	Duloxetine	80mg/d, 120 mg/d	196 ^c	129 ^c	Fair
	Paroxetine	20 mg/d	97	59	
	Placebo	NA	150	49	
Reimherr et al., 1990 ⁴⁷	Sertraline	20-200 mg/d	149	77	Fair
	Placebo	NA	56	12	
Rickels et al., 1989 ⁴⁸	Paroxetine	10-50 mg/d	55	24	Fair
	Placebo	NA	56	12	

Trial	Drug	Dosage	Number randomized	Number of responders ^a	Quality Rating
Rudolph and Feiger, 1999⁴⁹	Placebo	NA	98	41	Fair
	Fluoxetine	20-60 mg/d	103	52	
	Venlafaxine	75-225 mg/d	100	54	
Rush et al., 2001⁵⁰	Sertraline	50-200 mg/d	126	93	Fair
	Bupropion	100-300 mg/d	122	81	
Sechter et al., 1999⁵¹	Fluoxetine	20-60 mg/d	120	35	Fair
	Sertraline	50-150 mg/d	118	48	
Septien-Velez et al., 2007⁵²	Placebo	NA	126	48	Good
	Desvenlafaxine	200mg/d, 400mg/d	249 ^c	142 ^c	
Shelton et al., 2006⁵³	Venlafaxine	75-225 mg/d	78	49	Fair
	Sertraline	50-150 mg/d	82	45	
Sir et al., 2005⁵⁴	Venlafaxine	75-225 mg/d	84	56	Good
	Sertraline	50-150 mg/d	79	56	
Thase, 1997⁵⁵	Placebo	NA	102	29	Fair
	Venlafaxine	75-225mg/d	95	53	
Tollefson et al., 1993⁵⁶	Fluoxetine	20 mg/d	335	121	Fair
	Placebo	NA	336	91	
Tourian et al., 2009⁵⁷	Placebo	NA	164	61	Fair
	Duloxetine	60 mg/d	159	74	
	Desvenlafaxine	50mg/d, 100 mg/d	315 ^c	132 ^c	
van Moffaert et al., 1995⁵⁸	Trazodone	150-450 mg/d	100	51	Fair
	Mirtazapine	24-72 mg/d	100	61	
Ventura et al., 2007⁵⁹	Escitalopram	10 mg/d	107	75	Fair
	Sertraline	50-200 mg/d	108	74	
Wade et al., 2007⁶⁰	Duloxetine	60 mg/d	151	81	Fair
	Escitalopram	20 mg/d	144	94	
Weihs et al., 2000⁶¹	Bupropion	100-300 mg/d	48	34	Fair
	Paroxetine	10-40 mg/d	52	40	
Weisler et al., 1994⁶²	Trazodone	150-400 mg/d	61	21	Fair
	Bupropion	225-450 mg/d	63	33	
Wernicke et al., 1988⁶³	Placebo	NA	78	18	Fair
	Fluoxetine	5-40 mg/d	285	132	

^a Calculated based on number of patients randomized

^b Data was received from authors

^c Arms of the same drug with different dosage are summed together

Twenty studies⁶⁴⁻⁸³ met inclusion criteria for the mixed-treatment comparison, but did not report sufficient HAM-D information for our analysis.

Studies Included in KQ1 Meta-Analysis (based on change in HAM-D)

Trial	Drug	Dosage	Number randomized	Number of responders ^a	Quality Rating
Alves et al., 1999 ¹	Fluoxetine	20-40 mg/d	47	35	Fair
	Venlafaxine	75-150 mg/d	40	35	
Bennie et al., 1995 ²	Fluoxetine	20-40 mg/d	144	63	Fair
	Sertraline	50-100 mg/d	142	73	
Chouinard et al., 1999 ⁹	Fluoxetine	20-80 mg/d	101	67	Fair
	Paroxetine	20-50 mg/d	102	67	
De Nayer et al., 2002 ¹⁴	Fluoxetine	20 mg/d	73	34	Fair
	Venlafaxine	75 mg/d	73	48	
De Wilde et al., 1993 ¹⁵	Fluoxetine	20-60 mg/d	50	26	Fair
	Paroxetine	20-40 mg/d	50	25	
Detke et al., 2004 ¹⁸	Placebo	NA	93	41	Fair
	Duloxetine	80mg/d, 120 mg/d	188 ^c	126 ^c	
	Paroxetine	20 mg/d	86	63	
Dierick et al., 1996 ¹⁹	Fluoxetine	20 mg/d	161	95	Fair
	Venlafaxine	75-150 mg/d	153	107	
Fava et al., 1998 ²⁰	Placebo	NA	19	10	Fair
	Fluoxetine	20-80 mg/d	54	31	
	Paroxetine	20-50 mg/d	55	32	
Fava et al., 2002 ²¹	Paroxetine	20-60 mg/d	96	64	Fair
	Fluoxetine	20-60 mg/d	92	57	
	Sertraline	50-200 mg/d	96	70	
Gagiano, 1993 ²⁶	Fluoxetine	20-60 mg/d	45	27	Fair
	Paroxetine	20-40 mg/d	45	30	
Lee et al., 2007 ³⁵	Duloxetine	60 mg/d	238	144	Fair
	Paroxetine	20 mg/d	240	157	
Mehtonen et al., 2000 ⁴⁰	Venlafaxine	75-150 mg/d	75	49	Good
	Sertraline	50-100 mg/d	72	41	
Newhouse et al., 2000 ⁴³	Fluoxetine	20-40 mg/d	119	84	Fair
	Sertraline	50-100 mg/d	117	85	
Perahia et al., 2006 ⁴⁶	Placebo	NA	99	51	Fair
	Duloxetine	80mg/d, 120 mg/d	196 ^c	129 ^c	
	Paroxetine	20 mg/d	97	59	
Rudolph and Feiger, 1999 ⁴⁹	Placebo	NA	98	41	Fair
	Fluoxetine	20-60 mg/d	103	52	
	Venlafaxine	75-225 mg/d	100	54	
Sechter et al., 1999 ⁵¹	Fluoxetine	20-60 mg/d	120	35	Fair
	Sertraline	50-150 mg/d	118	48	
Shelton et al., 2006 ⁵³	Venlafaxine	75-225 mg/d	78	49	Fair
	Sertraline	50-150 mg/d	82	45	
Silverstone and Ravindran, 1999 ⁸⁴	Fluoxetine	20-60	119	74	Fair
	Venlafaxine	75-225	122	82	
Sir et al., 2005 ⁵⁴	Venlafaxine	75-225 mg/d	84	56	Good
	Sertraline	50-150 mg/d	79	56	

Studies Included in KQ1 Meta-Analysis (based on change in MADRS)

Trial	Drug	Dosage	Number randomized	Number of responders ^a	Quality Rating
Burke et al., 2002 ⁸⁵	Escitalopram	10 mg/d, 20 mg/d	244	122	Fair
	Citalopram	40 mg/d	125	57	
Colonna et al., 2005 ⁸⁶	Escitalopram	10 mg/d	175	104	Fair
	Citalopram	20 mg/d	182	96	
Lepola et al., 2003 ⁸⁷	Escitalopram	10-20 mg/d	155	99	Fair
	Citalopram	20-40 mg/d	160	84	
Moore et al., 2005 ⁸⁸	Escitalopram	20 mg/d	142	105	Fair
	Citalopram	40 mg/d	152	87	
Unpublished Study SCT MD-02 ⁸⁹	Escitalopram	10 – 20 mg/d	125	57	Fair
	Citalopram	20-40 mg/d	123	61	
Yevtushenko et al., 2007 ⁹⁰	Escitalopram	10 mg/d	109	103	Fair
	Citalopram	20 mg/d	110	90	

Studies Included in KQ4 Meta-Analysis: Nausea and Vomiting

Trial	VEN n	SSRI n	VEN n nausea	SSRI n nausea	VEN n nausea+ vomiting	SSRI n nausea+ vomiting	Quality Rating
Alves et al., 1999 ¹	40	47	13	13	19	14	Fair
Ballus et al., 2000 ⁸⁰	41	43	11	4	17	5	Fair
Bielski et al., 2004 ⁴	100	98	24	6	24	6	Fair
Clerc et al., 1994 ⁹¹	34	34	3	4	3	4	Poor
Costa e Silvia, 1998 ⁹²	196	186	57	35	57	35	Fair
De Nayer et al., 2002 ¹⁴	73	73	21	16	21	16	Fair
Dierick et al., 1996 ¹⁹	153	161	43	23	43	23	Fair
McPartlin et al., 1998 ⁸²	183	178	46	44	56	56	Fair
Mehtonen et al., 2000 ⁴⁰	75	72	27	21	27	21	Good
Nemeroff and Thase, 2007 ⁴²	100	102	40	22	51	27	Fair
Rudolph and Feiger, 1999 ⁴⁹	100	103	36	21	36	21	Fair
Schatzberg and Roose, 2006 ⁹³	102	100	46	23	55	25	Fair
Silverstone and Ravindran, 1999 ⁸⁴	128	121	52	39	50	39	Fair
Shelton et al., 2006 ⁵³	78	82	12	12	12	12	Fair
Sir et al., 2005 ⁵⁴	84	79	40	41	40	41	Good
Tylee et al., 1997 ⁹⁴	171	170	59	31	81	40	Fair
Tzanakaki et al., 2000 ⁹⁵	55	54	3	8	3	11	Fair

Studies Included in KQ4 Meta-Analysis: Overall Loss to Follow-up

VENLAFAXINE VS. SSRIs					
Trial	Total #	VEN # LTF	Total #	SSRIs # LTF	Quality Rating
Alves et al., 1999 ¹	40	10	47	9	Fair
Ballus et al., 2000 ⁸⁰	41	16	43	11	Fair
Bielski et al., 2004 ⁴	100	34	98	26	Fair
Clerc et al., 1994 ⁹¹	34	6	34	12	Poor
Costa e Silvia, 1998 ⁹²	196	29	186	18	Fair
De Nayer et al., 2002 ¹⁴	73	24	73	29	Fair
Dierick et al., 1996 ¹⁹	153	38	161	40	Fair
McPartlin et al., 1998 ⁸²	183	48	178	52	Fair
Mehtonen et al., 2000 ⁴⁰	75	16	72	12	Good
Montgomery et al., 2004 ⁷⁶	145	19	148	21	Fair
Nemeroff et al., 2007 ⁴²	102	24	104	19	Fair
Owens et al., 2008 ⁹⁶	44	12	42	10	Fair
Rudolph and Feiger, 1999 ⁴⁹	100	19	103	29	Fair
Schatzberg and Roose, 2006 ⁹³	104	37	100	30	Fair
Shelton et al., 2006 ⁵³	78	11	82	19	Fair
Silverstone and Ravindran, 1999 ⁸⁴	128	37	121	32	Fair
Sir et al., 2005 ⁵⁴	84	25	79	13	Good
Tylee et al., 1997 ⁹⁴	171	47	170	46	Fair
MIRTAZAPINE VS. SSRIs					
Trial	Total #	MIR # LTF	Total #	SSRIs # LTF	Quality Rating
Behnke et al., 2003 ⁷⁷	176	41	170	32	Fair
Benkert et al., 2000 ²	139	30	136	33	Fair
Blier et al., 2009 ⁹⁷	21	0	19	2	Fair
Hong et al., 2003 ³¹	66	30	66	22	Fair
Leinonen et al., 1999 ⁹⁸	137	18	133	8	Fair
Schatzberg and Roose, 2006 ⁹³	128	29	126	39	Fair
Versiani, 2005 ⁷⁵	147	16	152	21	Fair
Wheatley et al., 1998 ⁶⁹	66	17	67	21	Fair
BUPROPION VS. SSRIs					
Trial	Total #	BUP # LTF	Total #	SSRIs # LTF	Quality Rating
Coleman et al., 2001 ¹²	150	56	154	57	Fair
Coleman et al., 1999 ¹¹	122	27	118	43	Fair
Croft et al., 1999 ¹³	120	36	119	39	Fair
Feighner et al., 1991 ²⁴	61	16	62	18	Fair
Kavoussi et al., 1997 ⁹⁹	122	35	126	43	Fair
Kennedy, 2006 ¹⁰⁰	65	8	66	13	Fair
Weihs et al., 2000 ⁶¹	48	8	52	8	Fair
DULOXETINE VS. SSRIs					
Trial	Total #	DUL # LTF	Total #	SSRIs # LTF	Quality Rating
Detke et al., 2004 ¹⁸	188	21	86	10	Fair
Goldstein et al., 2002 ²⁷	70	24	33	12	Fair
Khan et al., 2007 ³⁴	138	46	140	21	Fair
Lee et al., 2007 ³⁵	238	72	240	57	Fair
Nierenberg et al., 2007 ⁴⁴	273	85	274	66	Fair
Perahia et al., 2006 ⁴⁶	200	23	97	11	Fair
Wade et al., 2007 ⁶⁰	151	37	144	32	Fair
NEFAZODONE VS. SSRIs					
Trial	Total #	NEF # LTF	Total #	SSRIs # LTF	Quality Rating
Baldwin et al., 1996 ⁷³	105	28	101	28	Fair
Feiger et al., 1996 ²²	78	19	82	20	Fair
Hicks et al., 2002 ³⁰	20	5	20	3	Fair
Rush et al., 1998 ¹⁰¹	64	11	61	10	Fair
TRAZODONE VS. SSRIs					
Trial	Total #	TRAZ # LTF	Total #	SSRIs # LTF	Quality Rating
Beasley et al., 1991 ¹⁰²	61	20	65	23	Fair
Kasper et al., 2005 ³³	55	5	53	0	Fair

VENLAFAXINE VS. SSRIs					
Trial	Total #	VEN # LTF	Total #	SSRIs # LTF	Quality Rating
Munizza et al., 2006 ⁴¹	62	5	60	8	Fair
Perry et al., 1989 ⁶⁸	19	4	21	4	Fair

Studies Included in KQ4 Meta-Analysis: Loss to Follow-up Due to Adverse Events

VENLAFAXINE VS. SSRIs					
Trial	Total #	VEN # disc. AEs	Total #	SSRIs # disc. AEs	Quality Rating
Allard et al., 2004 ¹⁰³	76	6	75	3	Fair
Alves et al., 1999 ¹	40	3	47	1	Fair
Ballus et al., 2000 ⁸⁰	41	6	43	3	Fair
Bielski et al., 2004 ⁴	100	16	98	4	Fair
Clerc et al., 1994 ⁹¹	34	1	34	5	Poor
Costa e Silvia, 1998 ⁹²	196	14	186	7	Fair
De Nayer et al., 2002 ¹⁴	73	8	73	9	Fair
Dierick et al., 1996 ¹⁹	153	14	161	7	Fair
McPartlin et al., 1998 ⁸²	183	22	178	29	Fair
Mehtonen et al., 2000 ⁴⁰	75	12	72	5	Good
Montgomery et al., 2004 ⁷⁶	145	16	148	11	Fair
Nemeroff et al., 2007 ⁴²	102	12	104	7	Fair
Owens et al., 2008 ⁹⁶	44	4	42	2	Fair
Rudolph and Feiger, 1999 ⁴⁹	100	6	103	9	Fair
Schatzberg and Roose, 2006 ⁹³	104	28	100	19	Fair
Shelton et al., 2006 ⁵³	78	3	82	1	Fair
Silverstone and Ravindran, 1999 ⁸⁴	128	13	121	8	Fair
Sir et al., 2005 ⁵⁴	84	5	79	3	Good
Tylee et al., 1997 ⁹⁴	171	36	170	24	Fair
MIRTAZAPINE VS. SSRIs					
Trial	Total #	MIR # disc. AEs	Total #	SSRIs # disc. AEs	Quality Rating
Behnke et al., 2003 ⁷⁷	176	21	170	5	Fair
Benkert et al., 2000 ²	139	12	136	10	Fair
Blier et al., 2009 ⁹⁷	21	0	19	1	Fair
Hong et al., 2003 ³¹	66	13	66	8	Fair
Leinonen et al., 1999 ⁹⁸	137	5	133	4	Fair
Schatzberg et al., 2002 ¹⁰⁴	128	19	126	33	Fair
Versiani, 2005 ⁷⁵	147	4	152	4	Fair
Wheatley et al., 1998 ⁶⁹	66	7	67	9	Fair
BUPROPION VS. SSRIs					
Trial	Total #	BUP # disc. AEs	Total #	SSRIs # disc. AEs	Quality Rating
Coleman et al., 2001 ¹²	150	13	154	6	Fair
Coleman et al., 1999 ¹¹	122	7	118	9	Fair
Croft et al., 1999 ¹³	120	8	119	4	Fair
Feighner et al., 1991 ²⁴	61	6	62	4	Fair
Kavoussi et al., 1997 ⁹⁹	122	4	126	17	Fair
Weihs et al., 2000 ⁶¹	48	4	52	3	Fair
DULOXETINE VS. SSRIs					
Trial	Total #	DUL # disc. AEs	Total #	SSRIs # disc. AEs	Quality Rating
Detke et al., 2004 ¹⁸	188	7	86	3	Fair
Goldstein et al., 2002 ²⁷	70	7	33	1	Fair

Khan et al., 2007 ³⁴	138	17	140	3	Fair
Lee et al., 2007 ³⁵	238	20	240	17	Fair
Nierenberg et al., 2007 ⁴⁴	273	20	274	14	Fair
Perahia et al., 2006 ⁴⁶	200	4	97	1	Fair
Wade et al., 2007 ⁶⁰	151	26	144	13	Fair
NEFAZODONE VS. SSRIs					
Trial	Total #	NEF # disc. AEs	Total #	SSRIs # disc. AEs	Quality Rating
Baldwin et al., 1996 ⁷³	105	15	101	13	Fair
Feiger et al., 1996 ²²	78	15	82	10	Fair
Hicks et al., 2002 ³⁰	20	4	20	1	Fair
Rush et al., 1998 ¹⁰¹	64	6	61	5	Fair
TRAZODONE VS. SSRIs					
Trial	Total #	TRAZ # disc. AEs	Total #	SSRIs # disc. AEs	Quality Rating
Beasley et al., 1991 ¹⁰²	61	6	65	9	Fair
Kasper et al., 2005 ³³	55	3	53	0	Fair
Munizza et al., 2006 ⁴¹	62	2	60	6	Fair
Perry et al., 1989 ⁶⁸	19	2	21	2	Fair

Studies Included in KQ4 Meta-Analysis: Loss to Follow-up Due to Lack of Efficacy

VENLAFAXINE VS. SSRIs					
Trial	Total #	VEN # disc. lack of efficacy	Total #	SSRIs # disc. lack of efficacy	Quality Rating
Alves et al., 1999 ¹	40	0	47	2	Fair
Ballus et al., 2000 ⁸⁰	41	2	43	4	Fair
Clerc et al., 1994 ⁹¹	34	3	34	6	Poor
Costa e Silvia, 1998 ⁹²	196	5	186	2	Fair
De Nayer et al., 2002 ¹⁴	73	5	73	10	Fair
Dierick et al., 1996 ¹⁹	153	9	161	14	Fair
McPartlin et al., 1998 ⁸²	183	2	178	5	Fair
Mehtonen et al., 2000 ⁴⁰	75	6	72	4	Good
Montgomery et al., 2004 ⁷⁶	145	3	148	6	Fair
Nemeroff et al., 2007 ⁴²	102	4	104	4	Fair
Rudolph and Feiger, 1999 ⁴⁹	100	3	103	7	Fair
Silverstone and Ravindran, 1999 ⁸⁴	128	6	121	6	Fair
Schatzberg and Roose, 2006 ⁹³	104	2	100	6	Fair
Tylee et al., 1997 ⁹⁴	171	4	170	7	Fair

MIRTAZAPINE VS. SSRIs					
Trial	Total #	MIR # disc. lack of efficacy	Total #	SSRIs # disc. lack of efficacy	Quality Rating
Benkert et al., 2000 ²	139	3	136	7	Fair
Hong et al., 2003 ³¹	66	0	66	2	Fair
Leinonen et al., 1999 ⁹⁸	137	4	133	1	Fair
Schatzberg and Roose, 2006 ⁹³	128	5	126	0	Fair
Versiani, 2005 ⁷⁵	147	10	152	12	Fair
Wheatley et al., 1998 ⁶⁹	66	3	67	5	Fair
BUPROPION VS. SSRIs					
Trial	Total #	BUP # disc. lack of efficacy	Total #	SSRIs # disc. lack of efficacy	Quality Rating
Coleman et al., 2001 ¹²	150	4	154	7	Fair
Coleman et al., 1999 ¹¹	122	3	118	7	Fair
Croft et al., 1999 ¹³	120	2	119	2	Fair
Feighner et al., 1991 ²⁴	61	1	62	2	Fair
Kavoussi et al., 1997 ⁹⁹	122	8	126	6	Fair
DULOXETINE VS. SSRIs					
Trial	Total #	DUL # disc. lack of efficacy	Total #	SSRIs # disc. lack of efficacy	Quality Rating
Goldstein et al., 2002 ²⁷	70	2	33	3	Fair
Khan et al., 2007 ³⁴	138	2	140	1	Fair
Lee et al., 2007 ³⁵	238	1	240	1	Fair
Nierenberg et al., 2007 ⁴⁴	273	9	274	4	Fair
Perahia et al., 2006 ⁴⁶	200	5	97	1	Fair
Wade et al., 2007 ⁶⁰	151	2	144	7	Fair
NEFAZODONE VS. SSRIs					
Trial	Total #	NEF # disc. lack of efficacy	Total #	SSRIs # disc. lack of efficacy	Quality Rating
Baldwin et al., 1996 ⁷³	105	3	101	1	Fair
Feiger et al., 1996 ²²	78	0	82	2	Fair
Hicks et al., 2002 ³⁰	20	0	20	2	Fair
TRAZODONE VS. SSRIs					
Trial	Total #	TRAZ # disc. lack of efficacy	Total #	SSRIs # disc. lack of efficacy	Quality Rating
Beasley et al., 1991 ¹⁰²	61	4	65	4	Fair
Kasper et al., 2005 ³³	55	1	53	0	Fair
Munizza et al., 2006 ⁴¹	62	1	60	0	Fair

References

1. Alves C, Cachola I, Brandao J. Efficacy and tolerability of venlafaxine and fluoxetine in outpatients with major depression. *Primary Care Psychiatry*. 1999;5(2):57-63.
2. Benkert O, Szegedi A, Kohnen R. Mirtazapine compared with paroxetine in major depression. *J Clin Psychiatry*. 2000 Sep;61(9):656-63. PMID: 11030486.
3. Bennie EH, Mullin JM, Martindale JJ. A double-blind multicenter trial comparing sertraline and fluoxetine in outpatients with major depression. *J Clin Psychiatry*. 1995 Jun;56(6):229-37. PMID: 7775364.
4. Bielski RJ, Ventura D, Chang CC. A double-blind comparison of escitalopram and venlafaxine extended release in the treatment of major depressive disorder. *J Clin Psychiatry*. 2004 Sep;65(9):1190-6. PMID: 15367045.
5. Blumenthal JA, Babyak MA, Doraiswamy PM, et al. Exercise and pharmacotherapy in the treatment of major depressive disorder. *Psychosom Med*. 2007 Sep-Oct;69(7):587-96. PMID: 17846259.
6. Boulenger JP, Huusom AK, Florea I, et al. A comparative study of the efficacy of long-term treatment with escitalopram and paroxetine in severely depressed patients. *Curr Med Res Opin*. 2006 Jul;22(7):1331-41. PMID: 16834832.
7. Boyer P, Montgomery S, Lepola U, et al. Efficacy, safety, and tolerability of fixed-dose desvenlafaxine 50 and 100 mg/day for major depressive disorder in a placebo-controlled trial. *Int Clin Psychopharmacol*. 2008 Sep;23(5):243-53. PMID: 18703933.
8. Brannan SK, Mallinckrodt CH, Brown EB, et al. Duloxetine 60 mg once-daily in the treatment of painful physical symptoms in patients with major depressive disorder. *J Psychiatr Res*. 2005 Jan;39(1):43-53. PMID: 15504423.
9. Chouinard G, Saxena B, Belanger MC, et al. A Canadian multicenter, double-blind study of paroxetine and fluoxetine in major depressive disorder. *J Affect Disord*. 1999 Jul;54(1-2):39-48. PMID: 10403145.
10. Cohn CK, Robinson DS, Roberts DL, et al. Responders to antidepressant drug treatment: a study comparing nefazodone, imipramine, and placebo in patients with major depression. *J Clin Psychiatry*. 1996;57 Suppl 2:15-8. PMID: 8626358.
11. Coleman CC, Cunningham LA, Foster VJ, et al. Sexual dysfunction associated with the treatment of depression: a placebo-controlled comparison of bupropion sustained release and sertraline treatment. *Ann Clin Psychiatry*. 1999 Dec;11(4):205-15. PMID: 10596735.
12. Coleman CC, King BR, Bolden-Watson C, et al. A placebo-controlled comparison of the effects on sexual functioning of bupropion sustained release and fluoxetine. *Clin Ther*. 2001 Jul;23(7):1040-58. PMID: 11519769.
13. Croft H, Settle E, Jr., Houser T, et al. A placebo-controlled comparison of the antidepressant efficacy and effects on sexual functioning of sustained-release bupropion and sertraline. *Clin Ther*. 1999 Apr;21(4):643-58. PMID: 10363731.
14. De Nayer A, Geerts S, Ruelens L, et al. Venlafaxine compared with fluoxetine in outpatients with depression and concomitant anxiety. *Int J Neuropsychopharmacol*. 2002 Jun;5(2):115-20. PMID: 12135535.
15. De Wilde J, Spiers R, Mertens C, et al. A double-blind, comparative, multicentre study comparing paroxetine with fluoxetine in depressed patients. *Acta Psychiatr Scand*. 1993 Feb;87(2):141-5. PMID: 8447241.
16. Detke MJ, Lu Y, Goldstein DJ, et al. Duloxetine 60 mg once daily dosing versus placebo in the acute treatment of major depression. *J Psychiatr Res*. 2002 Nov-Dec;36(6):383-90. PMID: 12393307.
17. Detke MJ, Lu Y, Goldstein DJ, et al. Duloxetine, 60 mg once daily, for major depressive disorder: a randomized double-blind placebo-controlled trial. *J Clin Psychiatry*. 2002 Apr;63(4):308-15. PMID: 12000204.
18. Detke MJ, Wiltse CG, Mallinckrodt CH, et al. Duloxetine in the acute and long-term treatment of major depressive disorder: a placebo- and paroxetine-controlled trial. *Eur Neuropsychopharmacol*. 2004 Dec;14(6):457-70. PMID: 15589385.

19. Dierick M, Ravizza L, Realini R, et al. A double-blind comparison of venlafaxine and fluoxetine for treatment of major depression in outpatients. *Prog Neuropsychopharmacol Biol Psychiatry*. 1996 Jan;20(1):57-71. PMID: 8861177.
20. Fava M, Amsterdam JD, Deltito JA, et al. A double-blind study of paroxetine, fluoxetine, and placebo in outpatients with major depression. *Ann Clin Psychiatry*. 1998 Dec;10(4):145-50. PMID: 9988054.
21. Fava M, Hoog SL, Judge RA, et al. Acute efficacy of fluoxetine versus sertraline and paroxetine in major depressive disorder including effects of baseline insomnia. *J Clin Psychopharmacol*. 2002 Apr;22(2):137-47. PMID: 11910258.
22. Feiger A, Kiev A, Shrivastava RK, et al. Nefazodone versus sertraline in outpatients with major depression: focus on efficacy, tolerability, and effects on sexual function and satisfaction. *J Clin Psychiatry*. 1996;57 Suppl 2:53-62. PMID: 8626364.
23. Feiger AD, Tourian KA, Rosas GR, et al. A placebo-controlled study evaluating the efficacy and safety of flexible-dose desvenlafaxine treatment in outpatients with major depressive disorder. *CNS Spectr*. 2009 Jan;14(1):41-50. PMID: 19169187.
24. Feighner JP, Gardner EA, Johnston JA, et al. Double-blind comparison of bupropion and fluoxetine in depressed outpatients. *J Clin Psychiatry*. 1991 Aug;52(8):329-35. PMID: 1907963.
25. Fontaine R, Ontiveros A, Elie R, et al. A double-blind comparison of nefazodone, imipramine, and placebo in major depression. *J Clin Psychiatry*. 1994 Jun;55(6):234-41. PMID: 8071277.
26. Gagiano CA. A double blind comparison of paroxetine and fluoxetine in patients with major depression. *Br J Clin Res*. 1993;4:145-52.
27. Goldstein DJ, Mallinckrodt C, Lu Y, et al. Duloxetine in the treatment of major depressive disorder: a double-blind clinical trial. *J Clin Psychiatry*. 2002 Mar;63(3):225-31. PMID: 11926722.
28. Haffmans PM, Timmerman L, Hoogduin CA. Efficacy and tolerability of citalopram in comparison with fluvoxamine in depressed outpatients: a double-blind, multicentre study. *The LUCIFER Group. Int Clin Psychopharmacol*. 1996 Sep;11(3):157-64. PMID: 8923094.
29. Halikas JA. Org 3770 (mirtazapine) versus trazodone: A placebo controlled trial in depressed elderly patients. *Hum Psychopharmacol*. 1995;10(Suppl 2):S125-S33.
30. Hicks JA, Argyropoulos SV, Rich AS, et al. Randomised controlled study of sleep after nefazodone or paroxetine treatment in outpatients with depression. *Br J Psychiatry*. 2002 Jun;180:528-35. PMID: 12042232.
31. Hong CJ, Hu WH, Chen CC, et al. A double-blind, randomized, group-comparative study of the tolerability and efficacy of 6 weeks' treatment with mirtazapine or fluoxetine in depressed Chinese patients. *J Clin Psychiatry*. 2003 Aug;64(8):921-6. PMID: 12927007.
32. Hypericum Depression Trial Study Group. Effect of *Hypericum perforatum* (St John's wort) in major depressive disorder: a randomized controlled trial. *JAMA*. 2002 Apr 10;287(14):1807-14. PMID: 11939866.
33. Kasper S, Olivieri L, Di Loreto G, et al. A comparative, randomised, double-blind study of trazodone prolonged-release and paroxetine in the treatment of patients with major depressive disorder. *Curr Med Res Opin*. 2005 Aug;21(8):1139-46. PMID: 16083521.
34. Khan A, Bose A, Alexopoulos GS, et al. Double-blind comparison of escitalopram and duloxetine in the acute treatment of major depressive disorder. *Clin Drug Investig*. 2007;27(7):481-92. PMID: 17563128.
35. Lee P, Shu L, Xu X, et al. Once-daily duloxetine 60 mg in the treatment of major depressive disorder: multicenter, double-blind, randomized, paroxetine-controlled, non-inferiority trial in China, Korea, Taiwan and Brazil. *Psychiatry Clin Neurosci*. 2007 Jun;61(3):295-307. PMID: 17472599.
36. Liebowitz MR, Yeung PP, Entsuah R. A randomized, double-blind, placebo-controlled trial of desvenlafaxine succinate in adult outpatients with major depressive disorder. *J Clin Psychiatry*. 2007 Nov;68(11):1663-72. PMID: 18052559.

37. Lydiard RB, Laird LK, Morton WA, Jr., et al. Fluvoxamine, imipramine, and placebo in the treatment of depressed outpatients: effects on depression. *Psychopharmacol Bull.* 1989;25(1):68-70. PMID: 2505304.
38. Lydiard RB, Stahl SM, Hertzman M, et al. A double-blind, placebo-controlled study comparing the effects of sertraline versus amitriptyline in the treatment of major depression. *J Clin Psychiatry.* 1997 Nov;58(11):484-91. PMID: 9413414.
39. Mao PX, Tang YL, Jiang F, et al. Escitalopram in major depressive disorder: a multicenter, randomized, double-blind, fixed-dose, parallel trial in a Chinese population. *Depress Anxiety.* 2008;25(1):46-54. PMID: 17149753.
40. Mehtonen OP, Sogaard J, Roponen P, et al. Randomized, double-blind comparison of venlafaxine and sertraline in outpatients with major depressive disorder. Venlafaxine 631 Study Group. *J Clin Psychiatry.* 2000 Feb;61(2):95-100. PMID: 10732656.
41. Munizza C, Olivieri L, Di Loreto G, et al. A comparative, randomized, double-blind study of trazodone prolonged-release and sertraline in the treatment of major depressive disorder. *Curr Med Res Opin.* 2006 Sep;22(9):1703-13. PMID: 16968574.
42. Nemeroff CB, Thase ME. A double-blind, placebo-controlled comparison of venlafaxine and fluoxetine treatment in depressed outpatients. *J Psychiatr Res.* 2007;41(3-4):351-9. Epub 2005 Sep 12. PMID: 16165158
43. Newhouse PA, Krishnan KR, Doraiswamy PM, et al. A double-blind comparison of sertraline and fluoxetine in depressed elderly outpatients. *J Clin Psychiatry.* 2000 Aug;61(8):559-68. PMID: 10982198.
44. Nierenberg AA, Greist JH, Mallinckrodt CH, et al. Duloxetine versus escitalopram and placebo in the treatment of patients with major depressive disorder: onset of antidepressant action, a non-inferiority study. *Curr Med Res Opin.* 2007 Feb;23(2):401-16. PMID: 17288694.
45. Olie JP, Gunn KP, Katz E. A double-blind placebo-controlled multicentre study of sertraline in the acute and continuation treatment of major depression. *European Psychiatry.* 1997;12(1):34-41.
46. Perahia DG, Wang F, Mallinckrodt CH, et al. Duloxetine in the treatment of major depressive disorder: a placebo- and paroxetine-controlled trial. *Eur Psychiatry.* 2006 Sep;21(6):367-78. PMID: 16697153.
47. Reimherr FW, Chouinard G, Cohn CK, et al. Antidepressant efficacy of sertraline: a double-blind, placebo- and amitriptyline-controlled, multicenter comparison study in outpatients with major depression. *J Clin Psychiatry.* 1990 Dec;51 Suppl B:18-27. PMID: 2258378.
48. Rickels K, Amsterdam J, Clary C, et al. A placebo-controlled, double-blind, clinical trial of paroxetine in depressed outpatients. *Acta Psychiatr Scand Suppl.* 1989;350:117-23. PMID: 2530761.
49. Rudolph RL, Feiger AD. A double-blind, randomized, placebo-controlled trial of once-daily venlafaxine extended release (XR) and fluoxetine for the treatment of depression. *J Affect Disord.* 1999 Dec;56(2-3):171-81. PMID: 10701474.
50. Rush AJ, Trivedi MH, Carmody TJ, et al. Response in relation to baseline anxiety levels in major depressive disorder treated with bupropion sustained release or sertraline. *Neuropsychopharmacology.* 2001 Jul;25(1):131-8. PMID: 11377926.
51. Sechter D, Troy S, Paternetti S, et al. A double-blind comparison of sertraline and fluoxetine in the treatment of major depressive episode in outpatients. *Eur Psychiatry.* 1999 Mar;14(1):41-8. PMID: 10572324.
52. Septien-Velez L, Pitrosky B, Padmanabhan SK, et al. A randomized, double-blind, placebo-controlled trial of desvenlafaxine succinate in the treatment of major depressive disorder. *Int Clin Psychopharmacol.* 2007 Nov;22(6):338-47. PMID: 17917552.
53. Shelton RC, Haman KL, Rapaport MH, et al. A randomized, double-blind, active-control study of sertraline versus venlafaxine XR in major depressive disorder. *J Clin Psychiatry.* 2006 Nov;67(11):1674-81. PMID: 17196045.
54. Sir A, D'Souza RF, Uguz S, et al. Randomized trial of sertraline versus venlafaxine XR in major depression: efficacy and discontinuation symptoms. *J*

- Clin Psychiatry. 2005 Oct;66(10):1312-20. PMID: 16259546.
55. Thase ME. Efficacy and tolerability of once-daily venlafaxine extended release (XR) in outpatients with major depression. The Venlafaxine XR 209 Study Group. *J Clin Psychiatry*. 1997 Sep;58(9):393-8. PMID: 9378690.
 56. Tollefson GD, Holman SL. Analysis of the Hamilton Depression Rating Scale factors from a double-blind, placebo-controlled trial of fluoxetine in geriatric major depression. *Int Clin Psychopharmacol*. 1993 Winter;8(4):253-9. PMID: 8277144.
 57. Tourian KA, Padmanabhan SK, Groark J, et al. Desvenlafaxine 50 and 100 mg/d in the treatment of major depressive disorder: an 8-week, phase III, multicenter, randomized, double-blind, placebo-controlled, parallel-group trial and a post hoc pooled analysis of three studies. *Clin Ther*. 2009 Jun;31 Pt 1:1405-23. PMID: 19698901.
 58. van Moffaert M, de Wilde J, Vereecken A, et al. Mirtazapine is more effective than trazodone: a double-blind controlled study in hospitalized patients with major depression. *Int Clin Psychopharmacol*. 1995 Mar;10(1):3-9. PMID: 7622801.
 59. Ventura D, Armstrong EP, Skrepnek GH, et al. Escitalopram versus sertraline in the treatment of major depressive disorder: a randomized clinical trial. *Curr Med Res Opin*. 2007 Feb;23(2):245-50. PMID: 17288677.
 60. Wade A, Gembert K, Florea I. A comparative study of the efficacy of acute and continuation treatment with escitalopram versus duloxetine in patients with major depressive disorder. *Curr Med Res Opin*. 2007 Jul;23(7):1605-14. PMID: 17559755.
 61. Weihs KL, Settle EC, Jr., Batey SR, et al. Bupropion sustained release versus paroxetine for the treatment of depression in the elderly. *J Clin Psychiatry*. 2000 Mar;61(3):196-202. PMID: 10817105.
 62. Weisler RH, Johnston JA, Lineberry CG, et al. Comparison of bupropion and trazodone for the treatment of major depression. *J Clin Psychopharmacol*. 1994 Jun;14(3):170-9. PMID: 8027413.
 63. Wernicke JF, Dunlop SR, Dornseif BE, et al. Low-dose fluoxetine therapy for depression. *Psychopharmacol Bull*. 1988;24(1):183-8. PMID: 3290940.
 64. Cutler AJ, Montgomery SA, Feifel D, et al. Extended release quetiapine fumarate monotherapy in major depressive disorder: a placebo- and duloxetine-controlled study. *J Clin Psychiatry*. 2009 Apr;70(4):526-39. PMID: 19358790.
 65. DeMartinis NA, Yeung PP, Entsuah R, et al. A double-blind, placebo-controlled study of the efficacy and safety of desvenlafaxine succinate in the treatment of major depressive disorder. *J Clin Psychiatry*. 2007 May;68(5):677-88. PMID: 17503976.
 66. Liebowitz MR, Manley AL, Padmanabhan SK, et al. Efficacy, safety, and tolerability of desvenlafaxine 50 mg/day and 100 mg/day in outpatients with major depressive disorder. *Curr Med Res Opin*. 2008 Jul;24(7):1877-90. PMID: 18507895.
 67. Moreno RA, Teng CT, Almeida KM, et al. *Hypericum perforatum* versus fluoxetine in the treatment of mild to moderate depression: a randomized double-blind trial in a Brazilian sample. *Rev Bras Psiquiatr*. 2006 Mar;28(1):29-32. PMID: 16612487.
 68. Perry PJ, Garvey MJ, Kelly MW, et al. A comparative trial of fluoxetine versus trazodone in outpatients with major depression. *J Clin Psychiatry*. 1989 Aug;50(8):290-4. PMID: 2668259.
 69. Wheatley DP, van Moffaert M, Timmerman L, et al. Mirtazapine: efficacy and tolerability in comparison with fluoxetine in patients with moderate to severe major depressive disorder. Mirtazapine-Fluoxetine Study Group. *J Clin Psychiatry*. 1998 Jun;59(6):306-12. PMID: 9671343.
 70. Kiev A, Feiger A. A double-blind comparison of fluvoxamine and paroxetine in the treatment of depressed outpatients. *J Clin Psychiatry*. 1997 Apr;58(4):146-52. PMID: 9164424.
 71. Rapaport M, Coccaro E, Sheline Y, et al. A comparison of fluvoxamine and fluoxetine in the treatment of major depression. *J Clin Psychopharmacol*. 1996 Oct;16(5):373-8. PMID: 8889909.

72. Patris M, Bouchard JM, Bougerol T, et al. Citalopram versus fluoxetine: a double-blind, controlled, multicentre, phase III trial in patients with unipolar major depression treated in general practice. *Int Clin Psychopharmacol.* 1996 Jun;11(2):129-36. PMID: 8803650.
73. Baldwin DS, Hawley CJ, Abed RT, et al. A multicenter double-blind comparison of nefazodone and paroxetine in the treatment of outpatients with moderate-to-severe depression. *J Clin Psychiatry.* 1996;57 Suppl 2:46-52. PMID: 8626363.
74. Cunningham LA, Borison RL, Carman JS, et al. A comparison of venlafaxine, trazodone, and placebo in major depression. *J Clin Psychopharmacol.* 1994 Apr;14(2):99-106. PMID: 8195464.
75. Versiani M, Moreno R, Ramakers-van Moorsel CJ, et al. Comparison of the effects of mirtazapine and fluoxetine in severely depressed patients. *CNS Drugs.* 2005;19(2):137-46. PMID: 15697327.
76. Montgomery SA, Huusom AK, Bothmer J. A randomised study comparing escitalopram with venlafaxine XR in primary care patients with major depressive disorder. *Neuropsychobiology.* 2004;50(1):57-64. PMID: 15179022.
77. Behnke K, Sogaard J, Martin S, et al. Mirtazapine orally disintegrating tablet versus sertraline: a prospective onset of action study. *J Clin Psychopharmacol.* 2003 Aug;23(4):358-64. PMID: 12920411.
78. Dalery J, Honig A. Fluvoxamine versus fluoxetine in major depressive episode: a double-blind randomised comparison. *Hum Psychopharmacol.* 2003 Jul;18(5):379-84. PMID: 12858325.
79. Guelfi JD, Ansseau M, Timmerman L, et al. Mirtazapine versus venlafaxine in hospitalized severely depressed patients with melancholic features. *J Clin Psychopharmacol.* 2001 Aug;21(4):425-31. PMID: 11476127.
80. Ballus C, Quiros G, De Flores T, et al. The efficacy and tolerability of venlafaxine and paroxetine in outpatients with depressive disorder or dysthymia. *Int Clin Psychopharmacol.* 2000 Jan;15(1):43-8. PMID: 10836286.
81. Nemeroff CB, Ninan PT, Ballenger J, et al. Double-blind multicenter comparison of fluvoxamine versus sertraline in the treatment of depressed outpatients. *Depression.* 1995;3(4):163-9.
82. McPartlin GM, Reynolds A, Anderson C, et al. A comparison of once-daily venlafaxine XR and paroxetine in depressed outpatients treated in general practice. *Primary Care Psychiatry.* 1998;4(3):127-32.
83. Van Moffaert M, Bartholome F, Cosyns P, et al. A controlled comparison of sertraline and fluoxetine in acute and continuation treatment of major depression. *Human Psychopharmacol.* 1995;10:393-405.
84. Silverstone PH, Ravindran A. Once-daily venlafaxine extended release (XR) compared with fluoxetine in outpatients with depression and anxiety. Venlafaxine XR 360 Study Group. *J Clin Psychiatry.* 1999 Jan;60(1):22-8. PMID: 10074873.
85. Burke WJ, Gergel I, Bose A. Fixed-dose trial of the single isomer SSRI escitalopram in depressed outpatients. *J Clin Psychiatry.* 2002 Apr;63(4):331-6. PMID: 12000207.
86. Colonna L, Andersen HF, Reines EH. A randomized, double-blind, 24-week study of escitalopram (10 mg/day) versus citalopram (20 mg/day) in primary care patients with major depressive disorder. *Curr Med Res Opin.* 2005 Oct;21(10):1659-68. PMID: 16238906.
87. Lepola UM, Loft H, Reines EH. Escitalopram (10-20 mg/day) is effective and well tolerated in a placebo-controlled study in depression in primary care. *Int Clin Psychopharmacol.* 2003 Jul;18(4):211-7. PMID: 12817155.
88. Moore N, Verdoux H, Fantino B. Prospective, multicentre, randomized, double-blind study of the efficacy of escitalopram versus citalopram in outpatient treatment of major depressive disorder. *Int Clin Psychopharmacol.* 2005 May;20(3):131-7. PMID: 15812262.
89. FDA Center for Drug Evaluation and Research. Stastical Review of NDA 21-323 (Escitalopram Oxalate). 2001. http://www.fda.gov/cder/foi/nda/2002/21-323.pdf_Lexapro_Statr.pdf.

90. Yevtushenko VY, Belous AI, Yevtushenko YG, et al. Efficacy and tolerability of escitalopram versus citalopram in major depressive disorder: a 6-week, multicenter, prospective, randomized, double-blind, active-controlled study in adult outpatients. *Clin Ther.* 2007 Nov;29(11):2319-32. PMID: 18158074.
91. Clerc GE, Ruimy P, Verdeau-Palles J. A double-blind comparison of venlafaxine and fluoxetine in patients hospitalized for major depression and melancholia. The Venlafaxine French Inpatient Study Group. *Int Clin Psychopharmacol.* 1994 Sep;9(3):139-43. PMID: 7814822.
92. Costa e Silva J. Randomized, double-blind comparison of venlafaxine and fluoxetine in outpatients with major depression. *J Clin Psychiatry.* 1998 Jul;59(7):352-7. PMID: 9714263.
93. Schatzberg A, Roose S. A double-blind, placebo-controlled study of venlafaxine and fluoxetine in geriatric outpatients with major depression. *Am J Geriatr Psychiatry.* 2006 Apr;14(4):361-70. PMID: 16582045.
94. Tylee A, Beaumont G, Bowden MW, et al. A double-blind, randomized, 12-week comparison study of the safety and efficacy of venlafaxine and fluoxetine in moderate to severe major depression in general practice. *Primary Care Psychiatry.* 1997;3(1):51-8.
95. Tzanakaki M, Guazzelli M, Nimatoudis I, et al. Increased remission rates with venlafaxine compared with fluoxetine in hospitalized patients with major depression and melancholia. *Int Clin Psychopharmacol.* 2000 Jan;15(1):29-34. PMID: 10836283.
96. Owens MJ, Krulewicz S, Simon JS, et al. Estimates of serotonin and norepinephrine transporter inhibition in depressed patients treated with paroxetine or venlafaxine. *Neuropsychopharmacology.* 2008 Dec;33(13):3201-12. PMID: 18418363.
97. Blier P, Gobbi G, Turcotte JE, et al. Mirtazapine and paroxetine in major depression: a comparison of monotherapy versus their combination from treatment initiation. *Eur Neuropsychopharmacol.* 2009 Jul;19(7):457-65. PMID: 19345072.
98. Leinonen E, Skarstein J, Behnke K, et al. Efficacy and tolerability of mirtazapine versus citalopram: a double-blind, randomized study in patients with major depressive disorder. Nordic Antidepressant Study Group. *Int Clin Psychopharmacol.* 1999 Nov;14(6):329-37. PMID: 10565799.
99. Kavoussi RJ, Segraves RT, Hughes AR, et al. Double-blind comparison of bupropion sustained release and sertraline in depressed outpatients. *J Clin Psychiatry.* 1997 Dec;58(12):532-7. PMID: 9448656.
100. Kennedy SH, Fulton KA, Bagby RM, et al. Sexual function during bupropion or paroxetine treatment of major depressive disorder. *Can J Psychiatry.* 2006 Mar;51(4):234-42. PMID: 16629348.
101. Rush AJ, Armitage R, Gillin JC, et al. Comparative effects of nefazodone and fluoxetine on sleep in outpatients with major depressive disorder. *Biol Psychiatry.* 1998 Jul 1;44(1):3-14. PMID: 9646878.
102. Beasley CM, Jr., Dornseif BE, Pultz JA, et al. Fluoxetine versus trazodone: efficacy and activating-sedating effects. *J Clin Psychiatry.* 1991 Jul;52(7):294-9. PMID: 2071559.
103. Allard P, Gram L, Timdahl K, et al. Efficacy and tolerability of venlafaxine in geriatric outpatients with major depression: a double-blind, randomised 6-month comparative trial with citalopram. *Int J Geriatr Psychiatry.* 2004 Dec;19(12):1123-30. PMID: 15526307.
104. Schatzberg AF, Kremer C, Rodrigues HE, et al. Double-blind, randomized comparison of mirtazapine and paroxetine in elderly depressed patients. *Am J Geriatr Psychiatry.* 2002 Sep-Oct;10(5):541-50. PMID: 12213688.

Appendix F. Bibliography of References by Database Searched

1. Depression guideline panel. Depression in primary care: Volume 2, Treatment of major depression. Vol AHCPR publication No. 93-0550. Rockville, MD: US DHHS, Public Health Service, Agency for Health Care Policy and Research; 1993.
Source: *Handsearch*
2. Citalopram: clinical effect profile in comparison with clomipramine. A controlled multicenter study. Danish University Antidepressant Group. *Psychopharmacology (Berl)*. 1986;90(1):131-8.
Source: *PubMed*
3. A double-blind multi-centre trial of fluoxetine and dothiepin in major depressive illness. South Wales Antidepressant Drug Trial Group. *Int Clin Psychopharmacol*. 1988 Jan;3(1):75-81.
Source: *PubMed*
4. Paroxetine: a selective serotonin reuptake inhibitor showing better tolerance, but weaker antidepressant effect than clomipramine in a controlled multicenter study. Danish University Antidepressant Group. *J Affect Disord*. 1990 Apr;18(4):289-99.
Source: *PubMed*
5. Additional cases of suicidal ideation associated with fluoxetine. *Am J Psychiatry*. 1990 Nov;147(11):1570-1.
Source: *PubMed*
6. Novel selective serotonin reuptake inhibitors, Part II. *J Clin Psychiatry*. 1992 Jun;53(6):216-21.
Source: *PubMed*
7. Safety and efficacy of paroxetine in elderly patients. *Geriatrics*. 1993 Nov;48 Suppl 2:13-5.
Source: *PubMed*
8. SSRIs: Prozac and company - part II. *Harv Ment Health Lett*. 2000 Nov;17(5):1-3.
Source: *PubMed*
9. Practice guideline for the treatment of patients with major depressive disorder (revision). American Psychiatric Association. *Am J Psychiatry*. 2000 Apr;157(4 Suppl):1-45.
Source: *PubMed*
10. Fluoxetine (Sarafem) for premenstrual dysphoric disorder. *Med Lett Drugs Ther*. 2001 Jan 22;43(1096):5-6.
Source: *PubMed*
11. An open, baseline controlled evaluation of sertraline safety and efficacy in the treatment of depression in Thai patients. *J Med Assoc Thai*. 2001 Jan;84(1):54-62.
Source: *PubMed*
12. The brain tells: early signs of depression recovery. *Harv Ment Health Lett*. 2002 Nov;19(5):6.
Source: *PubMed*
13. Paroxetine Adult Suicidality Analysis: Major Depressive Disorder and Non-Major Depressive Disorder. http://www.gsk.com/media/paroxetine/briefing_docpdf. 2006.
Source: *Handsearch*
14. Summaries for patients. Use of drugs to treat depression: guidelines from the American College of Physicians. *Ann Intern Med*. 2008 Nov 18;149(10):156.
Source: *PubMed*
15. Persistence is the key to treating nonpsychotic major depressive disorder in elderly patients. *Drugs and Therapy Perspectives*. 2008;24(5):17-20.
Source: *EMBASE*
16. Agomelatine: new drug. Adverse effects and no proven efficacy. *Prescrire Int*. 2009 Dec;18(104):241-5.
Source: *PubMed*

17. A double-blind, placebo-controlled treatment trial of citalopram for major depressive disorder in older patients with heart failure: the relevance of the placebo effect and psychological symptoms. *Contemp Clin Trials* 2009(3):205-11
Source: *PubMed*
18. Centre for Reviews and Dissemination. Systematic reviews: CRD's guidance for undertaking reviews in health care. 2009
Source: *Handsearch*
19. Davidson RJ, Irwin W, Anderle MJ, et al. The neural substrates of affective processing in depressed patients treated with venlafaxine. *Am J Psychiatry*. 2003 Jan;160(1):64-75.
Source: *PubMed*
20. Aberg-Wistedt A, Agren H, Ekselius L, et al. Sertraline versus paroxetine in major depression: clinical outcome after six months of continuous therapy. *J Clin Psychopharmacol*. 2000 Dec;20(6):645-52.
Source: *PubMed*
21. Aberg-Wistedt A, Hasselmark L, Stain-Malmgren R, et al. Serotonergic 'vulnerability' in affective disorder: a study of the tryptophan depletion test and relationships between peripheral and central serotonin indexes in citalopram-responders. *Acta Psychiatr Scand*. 1998 May;97(5):374-80.
Source: *PubMed*
22. Abraham G. Massive weight gain and hostility force mirtazapine stoppage. *Can J Psychiatry*. 2002 Aug;47(6):582.
Source: *PubMed*
23. Abraham G, Milev R, Stuart Lawson J. T3 augmentation of SSRI resistant depression. *J Affect Disord*. 2006 Apr;91(2-3):211-5.
Source: *PubMed*
24. Acharya N, Rosen AS, Polzer JP, et al. Duloxetine: meta-analyses of suicidal behaviors and ideation in clinical trials for major depressive disorder. *J Clin Psychopharmacol* 2006;26(6):587-94
Source: *PubMed*
25. Ackerman DL, Greenland S, Bystritsky A. Clinical characteristics of response to fluoxetine treatment of obsessive-compulsive disorder. *Journal Of Clinical Psychopharmacology*. 1998;18(3):185-92.
Source: *EMBASE*
26. Ackerman DL, Greenland S, Bystritsky A, et al. Characteristics of fluoxetine versus placebo responders in a randomized trial of geriatric depression. *Psychopharmacol Bull*. 1997;33(4):707-14.
Source: *PubMed*
27. Adams-Fryatt A. Acknowledging, recognizing, and treating depression in elderly long-term care residents. *Annals of Long-Term Care*. 2010;18(11):30-2.
Source: *EMBASE*
28. Adan-Manes J, Novalbos J, Lopez-Rodriguez R, et al. Lithium and venlafaxine interaction: a case of serotonin syndrome. *J Clin Pharm Ther*. 2006 Aug;31(4):397-400.
Source: *PubMed*
29. Addington D, Addington J, Patten S, et al. Double-blind, placebo-controlled comparison of the efficacy of sertraline as treatment for a major depressive episode in patients with remitted schizophrenia. *J Clin Psychopharmacol*. 2002 Feb;22(1):20-5.
Source: *PubMed*
30. Adeoye OM, Ferrell RE, Kirshner MA, et al. alpha1-acid glycoprotein in late-life depression: relationship to medical burden and genetics. *J Geriatr Psychiatry Neurol*. 2003 Dec;16(4):235-9.
Source: *PubMed*
31. Aga VM, Barklage NE, Jefferson JW. Linezolid, a monoamine oxidase inhibiting antibiotic, and antidepressants. *J Clin Psychiatry*. 2003 May;64(5):609-11.
Source: *PubMed*
32. Agelink MW, Majewski T, Wurthmann C, et al. Autonomic neurocardiac function in patients with major depression and effects of antidepressive treatment with nefazodone. *J Affect Disord*. 2001 Feb;62(3):187-98.
Source: *PubMed*

33. Agius M, Gardner J, Liu K, et al. An audit to compare discharge rates and suicidality between antidepressant monotherapies prescribed for unipolar depression. *Psychiatr Danub*. 2010 Jun;22(2):350-3.
Source: *PubMed*
34. Agius M, Gardner J, Liu K, et al. An audit to compare discharge rates between antidepressant monotherapies prescribed for pure unipolar depression versus depression in the presence of other indications. *Psychiatr Danub*. 2010 Jun;22(2):346-9.
Source: *PubMed*
35. Agosti V. One year clinical and psychosocial outcomes of early-onset chronic depression. *J Affect Disord*. 1999 Jul;54(1-2):171-5.
Source: *PubMed*
36. Agosti V, McGrath PJ. Comparison of the effects of fluoxetine, imipramine and placebo on personality in atypical depression. *J Affect Disord*. 2002 Sep;71(1-3):113-20.
Source: *PubMed*
37. Agosti V, Stewart JW. Six month follow-up of early-onset chronic depression. *Depression*. 1996;4(2):63-7.
Source: *PubMed*
38. Aguglia E, Casacchia M, Cassano GB, et al. Double-blind study of the efficacy and safety of sertraline versus fluoxetine in major depression. *Int Clin Psychopharmacol*. 1993 Fall;8(3):197-202.
Source: *PubMed*
39. Ahlfors UG, Elovaara S, Harma P, et al. Clinical multicentre study of citalopram compared double-blindly with mianserin in depressed patients in Finland. *Nordisk Psykiatrisk Tidsskrift*. 1988;42(3):201-10.
Source: *EMBASE*
40. Ahmed I, Dagaincourt PG, Miller LG, et al. Possible interaction between fluoxetine and pimozide causing sinus bradycardia. *Can J Psychiatry*. 1993 Feb;38(1):62-3.
Source: *PubMed*
41. Ahmed R, Eagleton C. Toxic epidermal necrolysis after paroxetine treatment. *N Z Med J*. 2008 May 23;121(1274):86-9.
Source: *PubMed*
42. Ahrold TK, Meston CM. Effects of SNS activation on SSRI-induced sexual side effects differ by SSRI. *J Sex Marital Ther*. 2009;35(4):311-9.
Source: *PubMed*
43. Aikens JE, Nease Jr DE, Klinkman MS. Explaining patients' beliefs about the necessity and harmfulness of antidepressants. *Annals of Family Medicine*. 2008;6(1):23-9.
Source: *EMBASE*
44. Akerblad AC, Bengtsson F, Ekselius L, et al. Effects of an educational compliance enhancement programme and therapeutic drug monitoring on treatment adherence in depressed patients managed by general practitioners. *Int Clin Psychopharmacol*. 2003 Nov;18(6):347-54.
Source: *PubMed*
45. Akerblad AC, Bengtsson F, von Knorring L, et al. Response, remission and relapse in relation to adherence in primary care treatment of depression: a 2-year outcome study. *Int Clin Psychopharmacol*. 2006 Mar;21(2):117-24.
Source: *PubMed*
46. Akhondzadeh S, Faraji H, Sadeghi M, et al. Double-blind comparison of fluoxetine and nortriptyline in the treatment of moderate to severe major depression. *J Clin Pharm Ther*. 2003 Oct;28(5):379-84.
Source: *PubMed*
47. Akiskal HS. Dysthymic and cyclothymic depressions: therapeutic considerations. *J Clin Psychiatry*. 1994 Apr;55 Suppl:46-52.
Source: *PubMed*
48. Akiskal HS, Benazzi F. Does the FDA proposed list of possible correlates of suicidality associated with antidepressants apply to an adult private practice population? *Journal of Affective Disorders*. 2006;94(1-3):105-10.
Source: *EMBASE*
49. Akkaya C, Sivrioglu EY, Akgoz S, et al. Comparison of efficacy and tolerability of reboxetine and venlafaxine XR in major depression and major depression with anxiety features: an open label study. *Hum Psychopharmacol*. 2006 Jul;21(5):337-45.
Source: *PubMed*

50. Álamo C, López-Muñoz F, Rubio G, et al. Combined treatment with reboxetine in depressed patients with no response to venlafaxine: A 6-week follow-up study. *Acta Neuropsychiatrica*. 2007 Oct; 2007;19(5):291-6.
Source: *PsycINFO*
51. Albers LJ, Reist C, Helmeste D, et al. Paroxetine shifts imipramine metabolism. *Psychiatry Res*. 1996 Jan 31;59(3):189-96.
Source: *PubMed*
52. Albert R, Ebert D. Full efficacy of SSRI treatment in refractory dysthymia is achieved only after 16 weeks. *J Clin Psychiatry*. 1996 Apr;57(4):176.
Source: *PubMed*
53. Alby JM, Cabane J, Ferreri M, et al. Efficacy and acceptability of tianeptine in major depressive disorder and in dysthymia (DSM-IIIR) with somatic complaints: Double blind study versus fluoxetine. *European Neuropsychopharmacology*. 1993;3(3):333.
Source: *EMBASE*
54. Alby JM, Ferreri M, Cabane J, et al. Efficacy of tianeptine (Stablon(TM)) for the treatment of major depression and dysthymia with somatic complaints. A comparative study versus fluoxetine (Prozac(TM)). *Annales de Psychiatrie*. 1993;8(2):136-44.
Source: *EMBASE*
55. Alderman CP, Frith PA. Fluvoxamine-methadone interaction. *Aust N Z J Psychiatry*. 1999 Feb;33(1):99-101.
Source: *PubMed*
56. Alderman CP, Gebauer MG, Gilbert AL, et al. Possible interaction of zopiclone and nefazodone. *Ann Pharmacother*. 2001 Nov;35(11):1378-80.
Source: *PubMed*
57. Alderman CP, Hundertmark JD, Soetratma TW. Interaction of serotonin re-uptake inhibitors with perhexiline. *Aust N Z J Psychiatry*. 1997 Aug;31(4):601-3.
Source: *PubMed*
58. Alderman CP, Lee PC. Comment: Serotonin syndrome associated with combined sertraline-amitriptyline treatment. *Ann Pharmacother*. 1996 Dec;30(12):1499-500.
Source: *PubMed*
59. Alevizos B, Vaidakis N, Alevizos E. Increased libido with the combined use of venlafaxine and mirtazapine. *J Clin Psychopharmacol*. 2005 Apr;25(2):194-6.
Source: *PubMed*
60. Alexopoulos GS, Canuso CM, Gharabawi GM, et al. Placebo-controlled study of relapse prevention with risperidone augmentation in older patients with resistant depression. *Am J Geriatr Psychiatry*. 2008 Jan;16(1):21-30.
Source: *PubMed*
61. Alexopoulos GS, Glatt CE, Hoptman MJ, et al. BDNF val66met polymorphism, white matter abnormalities and remission of geriatric depression. *J Affect Disord*. 2010 Sep;125(1-3):262-8.
Source: *PubMed*
62. Alexopoulos GS, Katz IR, Reynolds CF, 3rd, et al. The expert consensus guideline series. Pharmacotherapy of depressive disorders in older patients. *Postgrad Med*. 2001 Oct;Spec No Pharmacotherapy:1-86.
Source: *PubMed*
63. Alexopoulos GS, Kiosses DN, Choi SJ, et al. Frontal white matter microstructure and treatment response of late-life depression: a preliminary study. *Am J Psychiatry*. 2002 Nov;159(11):1929-32.
Source: *PubMed*
64. Alexopoulos GS, Kiosses DN, Murphy C, et al. Executive dysfunction, heart disease burden, and remission of geriatric depression. *Neuropsychopharmacology*. 2004 Dec;29(12):2278-84.
Source: *PubMed*
65. Alexopoulos GS, Murphy CF, Gunning-Dixon FM, et al. Event-related potentials in an emotional go/no-go task and remission of geriatric depression. *Neuroreport*. 2007 Feb 12;18(3):217-21.
Source: *PubMed*

66. Alexopoulos GS, Murphy CF, Gunning-Dixon FM, et al. Microstructural white matter abnormalities and remission of geriatric depression. *Am J Psychiatry*. 2008 Feb;165(2):238-44.
Source: *PubMed*
67. Allard P, Gram L, Timdahl K, et al. Efficacy and tolerability of venlafaxine in geriatric outpatients with major depression: a double-blind, randomised 6-month comparative trial with citalopram. *Int J Geriatr Psychiatry*. 2004 Dec;19(12):1123-30.
Source: *PubMed*
68. Almeida AGD, Quarantini LC, Batista-Neves S, et al. Is the interferon-(alpha)-triggered depressive episode a self-limited kind of depression? Four cases of persistent affective symptoms after antiviral treatment in HCV-infected individuals. *World Journal of Biological Psychiatry*. 2010;11(7):914-8.
Source: *EMBASE*
69. Almeida OP, Alfonso H, Hankey GJ, et al. Depression, antidepressant use and mortality in later life: The health in men study. *PLoS One*. 2010;5(6).
Source: *EMBASE*
70. Almeida OP, Waterreus A, Hankey GJ. Preventing depression after stroke: Results from a randomized placebo-controlled trial. *J Clin Psychiatry*. 2006 Jul;67(7):1104-9.
Source: *PubMed*
71. Alonso M, Val E, Rapaport MH. An open-label study of SSRI treatment in depressed hispanic and non-Hispanic women. *J Clin Psychiatry*. 1997 Jan;58(1):31.
Source: *PubMed*
72. Alpert JE, Biggs MM, Davis L, et al. Enrolling research subjects from clinical practice: ethical and procedural issues in the Sequenced Treatment Alternatives to Relieve Depression (STAR*D) trial. *Psychiatry Res*. 2006 Feb 28;141(2):193-200.
Source: *PubMed*
73. Alpert JE, Maddocks A, Rosenbaum JF, et al. Childhood psychopathology retrospectively assessed among adults with early onset major depression. *J Affect Disord*. 1994 Jul;31(3):165-71.
Source: *PubMed*
74. Alpert JE, Papakostas G, Mischoulon D, et al. S-adenosyl-L-methionine (SAME) as an adjunct for resistant major depressive disorder: an open trial following partial or nonresponse to selective serotonin reuptake inhibitors or venlafaxine. *J Clin Psychopharmacol*. 2004 Dec;24(6):661-4.
Source: *PubMed*
75. Alpert JE, Uebelacker LA, McLean NE, et al. The Mini-Mental State Examination among adult outpatients with major depressive disorder. *Psychother Psychosom*. 1995;63(3-4):207-11.
Source: *PubMed*
76. Alpert M, Pouget ER, Silva RR. Reflections of depression in acoustic measures of the patient's speech. *J Affect Disord*. 2001 Sep;66(1):59-69.
Source: *PubMed*
77. Altamura AC, De Novellis F, Guercetti G, et al. Fluoxetine compared with amitriptyline in elderly depression: a controlled clinical trial. *Int J Clin Pharmacol Res*. 1989;9(6):391-6.
Source: *PubMed*
78. Altamura AC, Dell'Osso B, Buoli M, et al. Short-term intravenous citalopram augmentation in partial/nonresponders with major depression: a randomized placebo-controlled study. *Int Clin Psychopharmacol*. 2008 Jul;23(4):198-202.
Source: *PubMed*
79. Altamura AC, Dell'Osso B, Mundo E, et al. Duration of untreated illness in major depressive disorder: A naturalistic study. *International Journal of Clinical Practice*. 2007;61(10):1697-700.
Source: *EMBASE*
80. Altamura AC, Mauri MC, Colacurcio F, et al. Trazodone in late life depressive states: a double-blind multicenter study versus amitriptyline and mianserin. *Psychopharmacology (Berl)*. 1988;95 Suppl:S34-6.
Source: *PubMed*

81. Altamura AC, Mauri MC, Rudas N, et al. Clinical activity and tolerability of trazodone, mianserin, and amitriptyline in elderly subjects with major depression: a controlled multicenter trial. *Clin Neuropharmacol.* 1989;12 Suppl 1:S25-33; S4-7.
Source: *PubMed*
82. Altamura AC, Montgomery SA, Wernicke JF. The evidence for 20mg a day of fluoxetine as the optimal dose in the treatment of depression. *Br J Psychiatry Suppl* 1988(3):109-12
Source: *PubMed*
83. Altamura AC, Percudani M, Guercetti G, et al. Efficacy and tolerability of fluoxetine in the elderly: a double-blind study versus amitriptyline. *Int Clin Psychopharmacol.* 1989 Jan;4 Suppl 1:103-6.
Source: *PubMed*
84. Altintoprak AE, Zorlu N, Coskunol H, et al. Effectiveness and tolerability of mirtazapine and amitriptyline in alcoholic patients with comorbid depressive disorder: a randomized, double-blind study. *Hum Psychopharmacol* 2008;23(4):313-9
Source: *PubMed*
85. Altman EM, Manos GH. Serotonin syndrome associated with citalopram and meperidine. *Psychosomatics.* 2007 Jul-Aug;48(4):361-3.
Source: *PubMed*
86. Altshuler LL. Fluoxetine-associated panic attacks. *J Clin Psychopharmacol.* 1994 Dec;14(6):433-4.
Source: *PubMed*
87. Altshuler LL, Pierre JM, Wirshing WC, et al. Sertraline and akathisia. *J Clin Psychopharmacol.* 1994 Aug;14(4):278-9.
Source: *PubMed*
88. Alvarez JC, Gluck N, Arnulf I, et al. Decreased platelet serotonin transporter sites and increased platelet inositol triphosphate levels in patients with unipolar depression: effects of clomipramine and fluoxetine. *Clin Pharmacol Ther.* 1999 Dec;66(6):617-24.
Source: *PubMed*
89. Alves C, Cachola I, Brandao J. Efficacy and tolerability of venlafaxine and fluoxetine in outpatients with major depression. *Primary Care Psychiatry.* 1999;5(2):57-63.
Source: *EMBASE*
90. Alves TCTF, Rays J, Telles RMS, et al. Effects of antidepressant treatment on cognitive performance in elderly subjects with heart failure and comorbid major depression: An exploratory study. *Psychosomatics.* 2007;48(1):22-30.
Source: *EMBASE*
91. Al-Yassiri MM, Ankier SI, Bridges PK. A double blind comparison of the efficacy and safety of trazodone and imipramine in endogenous depression. *J Affect Disord.* 1983 Nov;5(4):333-40.
Source: *PubMed*
92. American Psychiatric Association. Diagnostic and Statistical Manual of Mental Disorders, Fourth edition, Text Revision. Washington, DC. 2000.
Source: *Handsearch*
93. Ames D, Wirshing WC, Szuba MP. Organic mental disorders associated with bupropion in three patients. *J Clin Psychiatry.* 1992 Feb;53(2):53-5.
Source: *PubMed*
94. Amini H, Aghayan S, Jalili SA, et al. Comparison of mirtazapine and fluoxetine in the treatment of major depressive disorder: a double-blind, randomized trial. *J Clin Pharm Ther.* 2005 Apr;30(2):133-8.
Source: *PubMed*
95. Amore M, Jori MC. Faster response on amisulpride 50 mg versus sertraline 50-100 mg in patients with dysthymia or double depression: a randomized, double-blind, parallel group study. *Int Clin Psychopharmacol.* 2001 Nov;16(6):317-24.
Source: *PubMed*
96. Amore M, Ricci M, Zanardi R, et al. Long-term treatment of geropsychiatric depressed patients with venlafaxine. *J Affect Disord.* 1997 Dec;46(3):293-6.
Source: *PubMed*

97. Amsterdam J. Efficacy and safety of venlafaxine in the treatment of bipolar II major depressive episode. *J Clin Psychopharmacol*. 1998 Oct;18(5):414-7. Source: *PubMed*
98. Amsterdam J, Garcia-Espana F, Fawcett J, et al. Fluoxetine efficacy in menopausal women with and without estrogen replacement. *J Affect Disord*. 1999 Sep;55(1):11-7. Source: *PubMed*
99. Amsterdam JD, Brunswick DJ. Site variability in treatment outcome in antidepressant trials. *Prog Neuropsychopharmacol Biol Psychiatry*. 2002 Jun;26(5):989-93. Source: *PubMed*
100. Amsterdam JD, Fava M, Maislin G, et al. TRH stimulation test as a predictor of acute and long-term antidepressant response in major depression. *J Affect Disord*. 1996 Jun 5;38(2-3):165-72. Source: *PubMed*
101. Amsterdam JD, Fawcett J, Quitkin FM, et al. Fluoxetine and norfluoxetine plasma concentrations in major depression: a multicenter study. *Am J Psychiatry*. 1997 Jul;154(7):963-9. Source: *PubMed*
102. Amsterdam JD, Garcia-Espana F. Venlafaxine monotherapy in women with bipolar II and unipolar major depression. *J Affect Disord*. 2000 Sep;59(3):225-9. Source: *PubMed*
103. Amsterdam JD, Hooper MB, Amchin J. Once-versus twice-daily venlafaxine therapy in major depression: a randomized, double-blind study. *J Clin Psychiatry*. 1998 May;59(5):236-40. Source: *PubMed*
104. Amsterdam JD, Hornig-Rohan M, Maislin G. Efficacy of alprazolam in reducing fluoxetine-induced jitteriness in patients with major depression. *J Clin Psychiatry*. 1994 Sep;55(9):394-400. Source: *PubMed*
105. Amsterdam JD, Shults J. Fluoxetine monotherapy of bipolar type II and bipolar NOS major depression: a double-blind, placebo-substitution, continuation study. *Int Clin Psychopharmacol*. 2005 Sep;20(5):257-64. Source: *PubMed*
106. Amsterdam JD, Shults J. Comparison of short-term venlafaxine versus lithium monotherapy for bipolar II major depressive episode: a randomized open-label study. *J Clin Psychopharmacol*. 2008 Apr;28(2):171-81. Source: *PubMed*
107. Amsterdam JD, Shults J. Does tachyphylaxis occur after repeated antidepressant exposure in patients with Bipolar II major depressive episode? *J Affect Disord*. 2009 May;115(1-2):234-40. Source: *PubMed*
108. Amsterdam JD, Shults J. Efficacy and mood conversion rate of short-term fluoxetine monotherapy of bipolar ii major depressive episode. *Journal of Clinical Psychopharmacology*. 2010;30(3):306-11. Source: *EMBASE*
109. Amsterdam JD, Shults J. Efficacy and safety of long-term fluoxetine versus lithium monotherapy of bipolar II disorder: A randomized, double-blind, placebo-substitution study. *American Journal of Psychiatry*. 2010;167(7):792-800. Source: *EMBASE*
110. Amsterdam JD, Shults J, Rutherford N. Open-label study of s-citalopram therapy of chronic fatigue syndrome and co-morbid major depressive disorder. *Prog Neuropsychopharmacol Biol Psychiatry*. 2008 Jan 1;32(1):100-6. Source: *PubMed*
111. Amsterdam JD, Shults J, Rutherford N, et al. Safety and efficacy of s-citalopram in patients with co-morbid major depression and diabetes mellitus. *Neuropsychobiology*. 2006 Apr, 2006;54(4):208-14. Source: *PsycINFO*

112. Amsterdam JD, Wang CH, Shwarz M, et al. Venlafaxine versus lithium monotherapy of rapid and non-rapid cycling patients with bipolar II major depressive episode: a randomized, parallel group, open-label trial. *J Affect Disord.* 2009 Jan;112(1-3):219-30. Source: *PubMed*
113. Amsterdam JD, Wang G, Shults J. Venlafaxine monotherapy in bipolar type II depressed patients unresponsive to prior lithium monotherapy. *Acta psychiatrica Scandinavica.* 2010;121(3):201-8. Source: *EMBASE*
114. Amsterdam JD, Williams D, Michelson D, et al. Tachyphylaxis after repeated antidepressant drug exposure in patients with recurrent major depressive disorder. *Neuropsychobiology.* 2009;59(4):227-33. Source: *PubMed*
115. Ancoli-Israel S, Krystal AD, McCall WV, et al. A 12-week, randomized, double-blind, placebo-controlled study evaluating the effect of eszopiclone 2 mg on sleep/wake function in older adults with primary and comorbid insomnia. *Sleep.* 2010;33(2):225-34. Source: *EMBASE*
116. Andersen G, Vestergaard K, Lauritzen L. Effective treatment of poststroke depression with the selective serotonin reuptake inhibitor citalopram. *Stroke.* 1994 Jun;25(6):1099-104. Source: *PubMed*
117. Andersen SW, Clemow DB, Corya SA. Long-term weight gain in patients treated with open-label olanzapine in combination with fluoxetine for major depressive disorder. *J Clin Psychiatry.* 2005 Nov;66(11):1468-76. Source: *PubMed*
118. Andersohn F, Konzen C, Bronder E, et al. Citalopram-induced bleeding due to severe thrombocytopenia. *Psychosomatics.* 2009 May-Jun;50(3):297-8. Source: *PubMed*
119. Andersohn F, Schade R, Suissa S, et al. Long-term use of antidepressants for depressive disorders and the risk of diabetes mellitus. *Am J Psychiatry.* 2009 May;166(5):591-8. Source: *PubMed*
120. Andersohn F, Willich SN. Interaction of serotonin reuptake inhibitors with tamoxifen. *Bmj.* 2010;340:c783. Source: *PubMed*
121. Anderson IM. Meta-analytical studies on new antidepressants. *Br Med Bull.* 2001;57:161-78. Source: *PubMed*
122. Anderson IM, Ferrier IN, Baldwin RC, et al. Evidence-based guidelines for treating depressive disorders with antidepressants: A revision of the 2000 British Association for Psychopharmacology guidelines. *Journal of Psychopharmacology.* 2008;22(4):343-96. Source: *Scopus*
123. Anderson RJ, Gott BM, Sayuk GS, et al. Antidepressant pharmacotherapy in adults with type 2 diabetes: rates and predictors of initial response. *Diabetes Care.* 2010 Mar;33(3):485-9. Source: *PubMed*
124. Andreescu C, Lenze EJ, Mulsant BH, et al. High worry severity is associated with poorer acute and maintenance efficacy of antidepressants in late-life depression. *Depress Anxiety.* 2009;26(3):266-72. Source: *PubMed*
125. Andreescu C, Mulsant BH, Peasley-Miklus C, et al. Persisting low use of antipsychotics in the treatment of major depressive disorder with psychotic features. *Journal of Clinical Psychiatry.* 2007;68(2):194-200. Source: *EMBASE*
126. Andreoli V, Caillard V, Deo RS, et al. Reboxetine, a new noradrenaline selective antidepressant, is at least as effective as fluoxetine in the treatment of depression. *J Clin Psychopharmacol.* 2002 Aug;22(4):393-9. Source: *PubMed*
127. Andruskevicius S. Parameters of the spectral analysis of the heart rate variability in treating depression. *Medicina (Kaunas)* 2009;45(3):214-20 Source: *PubMed*

128. Angheliescu I, Klawe C, Dahmen N. Venlafaxine in a patient with idiopathic leukopenia and mirtazapine-induced severe neutropenia. *J Clin Psychiatry*. 2002 Sep;63(9):838.
Source: *PubMed*
129. Angst J, Gamma A, Gerber-Werder R, et al. Does long-term medication with lithium, clozapine or antidepressants prevent or attenuate dementia in bipolar and depressed patients? *International Journal of Psychiatry in Clinical Practice*. 2007;11(1):2-8.
Source: *EMBASE*
130. Anisman H, Ravindran AV, Griffiths J, et al. Interleukin-1 beta production in dysthymia before and after pharmacotherapy. *Biol Psychiatry*. 1999 Dec 15;46(12):1649-55.
Source: *PubMed*
131. Anne Sirey J, Bruce ML, Kales HC. Improving antidepressant adherence and depression outcomes in primary care: The treatment initiation and participation (TIP) program. *American Journal of Geriatric Psychiatry*. 2010;18(6):554-62.
Source: *EMBASE*
132. Anonymous. Undertaking systematic reviews of research on effectiveness: CRD's guidance for those carrying out or commissioning reviews. *CRD Report Number 4 (2nd edition)*. 2001 2001.
Source: *Handsearch*
133. Anonymous. Report of the CSM expert working group on the safety of selective serotonin reuptake inhibitor antidepressants. 2004.
Source: *Handsearch*
134. Ansseau M, Darimont P, Lecoq A, et al. Controlled comparison of nefazodone and amitriptyline in major depressive inpatients. *Psychopharmacology (Berl)*. 1994 Jun;115(1-2):254-60.
Source: *PubMed*
135. Ansseau M, Gabriels A, Loyens J, et al. A double-blind comparison of paroxetine and fluvoxamine in major depression. *Eur Neuropsychopharmacol*. 1993;3(3):323-4.
Source: *EMBASE*
136. Ansseau M, Papart P, Troisfontaines B, et al. Controlled comparison of milnacipran and fluoxetine in major depression. *Psychopharmacology (Berl)*. 1994 Feb;114(1):131-7.
Source: *PubMed*
137. Ansseau M, von Frenckell R, Gerard MA, et al. Interest of a loading dose of milnacipran in endogenous depressive inpatients. Comparison with the standard regimen and with fluvoxamine. *Eur Neuropsychopharmacol*. 1991 May;1(2):113-21.
Source: *PubMed*
138. Antonuccio D. Treating depressed children with antidepressants: More harm than benefit? *Journal of Clinical Psychology in Medical Settings*. 2008 Jun, 2008;15(2):92-7.
Source: *PsycINFO*
139. Antonuccio D. 'Treating depressed children with antidepressants: More harm than benefit?': Erratum. *Journal of Clinical Psychology in Medical Settings* 2008;15(3):260
Source: *PsycINFO*
140. Anttila AK, Rasanen L, Leinonen EV. Fluvoxamine augmentation increases serum mirtazapine concentrations three- to fourfold. *Ann Pharmacother*. 2001 Oct;35(10):1221-3.
Source: *PubMed*
141. Appelberg BG, Syvalahti EK, Koskinen TE, et al. Patients with severe depression may benefit from buspirone augmentation of selective serotonin reuptake inhibitors: results from a placebo-controlled, randomized, double-blind, placebo wash-in study. *J Clin Psychiatry*. 2001 Jun;62(6):448-52.
Source: *PubMed*
142. Appelhof BC, Brouwer JP, van Dyck R, et al. Triiodothyronine addition to paroxetine in the treatment of major depressive disorder. *J Clin Endocrinol Metab*. 2004 Dec;89(12):6271-6.
Source: *PubMed*

143. Appelhof BC, Huyser J, Verweij M, et al. Glucocorticoids and relapse of major depression (dexamethasone/corticotropin-releasing hormone test in relation to relapse of major depression). *Biol Psychiatry*. 2006 Apr 15;59(8):696-701.
Source: *PubMed*
144. Applebee GA, Attarian HP, Schenck CH. An angry bed partner. *J Clin Sleep Med* 2009;5(5):477-9
Source: *PubMed*
145. Appleby L, Warner R, Whitton A, et al. A controlled study of fluoxetine and cognitive-behavioural counselling in the treatment of postnatal depression. *Bmj*. 1997 Mar 29;314(7085):932-6.
Source: *PubMed*
146. Aragona M, Bancheri L, Perinelli D, et al. Randomized double-blind comparison of serotonergic (Citalopram) versus noradrenergic (Reboxetine) reuptake inhibitors in outpatients with somatoform, DSM-IV-TR pain disorder. *Eur J Pain*. 2005 Feb;9(1):33-8.
Source: *PubMed*
147. Araya R, Flynn T, Rojas G, et al. Cost-effectiveness of a primary care treatment program for depression in low-income women in Santiago, Chile. *American Journal of Psychiatry*. 2006;163(8):1379-87.
Source: *EMBASE*
148. Argyropoulos SV, Hicks JA, Nash JR, et al. Correlation of subjective and objective sleep measurements at different stages of the treatment of depression. *Psychiatry Res*. 2003 Sep 30;120(2):179-90.
Source: *PubMed*
149. Arias B, Catalan R, Gasto C, et al. 5-HTTLPR polymorphism of the serotonin transporter gene predicts non-remission in major depression patients treated with citalopram in a 12-weeks follow up study. *J Clin Psychopharmacol*. 2003 Dec;23(6):563-7.
Source: *PubMed*
150. Arias B, Catalan R, Gasto C, et al. Evidence for a combined genetic effect of the 5-HT(1A) receptor and serotonin transporter genes in the clinical outcome of major depressive patients treated with citalopram. *J Psychopharmacol*. 2005 Mar;19(2):166-72.
Source: *PubMed*
151. Arias B, Serretti A, Lorenzi C, et al. Analysis of COMT gene (Val 158 Met polymorphism) in the clinical response to SSRIs in depressive patients of European origin. *Journal of Affective Disorders*. 2006 Feb, 2006;90(2):251-6.
Source: *PsycINFO*
152. Arias B, Serretti A, Mandelli L, et al. Dysbindin gene (DTNBP1) in major depression: association with clinical response to selective serotonin reuptake inhibitors. *Pharmacogenet Genomics*. 2009 Feb;19(2):121-8.
Source: *PubMed*
153. Arminen SL, Ikonen U, Pulkkinen M, et al. Paroxetine and imipramine: A 12-week, double-blind multicentre study in hospitalized depressed patients. *Nordic Journal of Psychiatry, Supplement*. 1992;46(27):27-31.
Source: *EMBASE*
154. Arminen SL, Ikonen U, Pulkkinen P, et al. A 12-week double-blind multi-centre study of paroxetine and imipramine in hospitalized depressed patients. *Acta Psychiatr Scand*. 1994 Jun;89(6):382-9.
Source: *PubMed*
155. Armitage R, Yonkers K, Cole D, et al. A multicenter, double-blind comparison of the effects of nefazodone and fluoxetine on sleep architecture and quality of sleep in depressed outpatients. *J Clin Psychopharmacol*. 1997 Jun;17(3):161-8.
Source: *PubMed*
156. Armstrong EP, Skrepnek GH, Haim Erder M. Cost-utility comparison of escitalopram and sertraline in the treatment of major depressive disorder. *Curr Med Res Opin*. 2007 Feb;23(2):251-8.
Source: *PubMed*

157. Arnold KK, Yager J. A case of unexpected and selective remission of a 20-year history of ephedrine dependence following treatment with low-dose aripiprazole. *J Clin Psychiatry*. 2007 Oct;68(10):1620-1.
Source: *PubMed*
158. Arnold LM, Hudson JI, Wang F, et al. Comparisons of the efficacy and safety of duloxetine for the treatment of fibromyalgia in patients with versus without major depressive disorder. *Clin J Pain* 2009;25(6):461-8
Source: *PubMed*
159. Arnold LM, Lu Y, Crofford LJ, et al. A double-blind, multicenter trial comparing duloxetine with placebo in the treatment of fibromyalgia patients with or without major depressive disorder. *Arthritis Rheum*. 2004 Sep;50(9):2974-84.
Source: *PubMed*
160. Arnold LM, McElroy SL, Mutasim DF, et al. Characteristics of 34 adults with psychogenic excoriation. *J Clin Psychiatry*. 1998 Oct;59(10):509-14.
Source: *PubMed*
161. Arnold LM, Meyers AL, Sunderajan P, et al. The effect of pain on outcomes in a trial of duloxetine treatment of major depressive disorder. *Ann Clin Psychiatry*. 2008 Oct-Dec;20(4):187-93.
Source: *PubMed*
162. Arnold LM, Rosen A, Pritchett YL, et al. A randomized, double-blind, placebo-controlled trial of duloxetine in the treatment of women with fibromyalgia with or without major depressive disorder. *Pain*. 2005 Dec 15;119(1-3):5-15.
Source: *PubMed*
163. Arnott S, Nutt D. Successful treatment of fluvoxamine-induced anorgasmia by cyproheptadine. *Br J Psychiatry*. 1994 Jun;164(6):838-9.
Source: *PubMed*
164. Arnow BA, Blasey C, Manber R, et al. Dropouts versus completers among chronically depressed outpatients. *J Affect Disord*. 2007 Jan;97(1-3):197-202.
Source: *PubMed*
165. Arnow BA, Manber R, Blasey C, et al. Therapeutic reactance as a predictor of outcome in the treatment of chronic depression. *J Consult Clin Psychol*. 2003 Dec;71(6):1025-35.
Source: *PubMed*
166. Arranz FJ, Ros S. Effects of comorbidity and polypharmacy on the clinical usefulness of sertraline in elderly depressed patients: an open multicentre study. *J Affect Disord*. 1997 Dec;46(3):285-91.
Source: *PubMed*
167. Arroll B, Macgillivray S, Ogston S, et al. Efficacy and tolerability of tricyclic antidepressants and SSRIs compared with placebo for treatment of depression in primary care: a meta-analysis. *Ann Fam Med*. 2005 Sep-Oct;3(5):449-56.
Source: *PubMed*
168. Artigas F, Perez V, Alvarez E. Pindolol induces a rapid improvement of depressed patients treated with serotonin reuptake inhibitors. *Arch Gen Psychiatry*. 1994 Mar;51(3):248-51.
Source: *PubMed*
169. Ashleigh EA, Fesler FA. Fluoxetine and suicidal preoccupation. *Am J Psychiatry*. 1992 Dec;149(12):1750.
Source: *PubMed*
170. Ashman TA, Cantor JB, Gordon WA, et al. A randomized controlled trial of sertraline for the treatment of depression in persons with traumatic brain injury. *Arch Phys Med Rehabil* 2009;90(5):733-40
Source: *PubMed*
171. Ashton AK. Lack of desipramine toxicity with citalopram. *J Clin Psychiatry*. 2000 Feb;61(2):144.
Source: *PubMed*
172. Association AP. Practice guideline for the treatment of patients with major depressive disorder. *Am J Psychiatry*. 2010 October;in press at PsychiatryOnline.
Source: *Handsearch*

173. Atkins D, Eccles M, Flottorp S, et al. Systems for grading the quality of evidence and the strength of recommendations I: critical appraisal of existing approaches The GRADE Working Group. *BMC Health Serv Res.* 2004 Dec 22;4(1):38.
Source: *PubMed*
174. Atlantis E, Browning C, Sims J, et al. Diabetes incidence associated with depression and antidepressants in the Melbourne Longitudinal Studies on Healthy Ageing (MELSHA). *International journal of geriatric psychiatry.* 2010;25(7):688-96.
Source: *EMBASE*
175. Attia E, Haiman C, Walsh BT, et al. Does fluoxetine augment the inpatient treatment of anorexia nervosa? *Am J Psychiatry.* 1998 Apr;155(4):548-51.
Source: *PubMed*
176. Aursnes I, Gjertsen MK. Common adverse events associated with an SSRI: meta-analysis of early paroxetine data. *Pharmacoepidemiol Drug Saf.* 2008 Jul;17(7):707-13.
Source: *PubMed*
177. Aursnes I, Tvette IF, Gaasemyr J, et al. Suicide attempts in clinical trials with paroxetine randomised against placebo. *BMC Med.* 2005 Aug 22;3:14.
Source: *PubMed*
178. Austin LS, Arana GW, Melvin JA. Toxicity resulting from lithium augmentation of antidepressant treatment in elderly patients. *J Clin Psychiatry.* 1990 Aug;51(8):344-5.
Source: *PubMed*
179. Averill PM, Wassef AA. Who receives antidepressants and what impact do they have? An acute-care study. *Psychiatric Quarterly.* 2006;77(2):139-50.
Source: *EMBASE*
180. Avissar S, Matuzany-Ruban A, Tzukert K, et al. Beta-arrestin-1 levels: reduced in leukocytes of patients with depression and elevated by antidepressants in rat brain. *Am J Psychiatry.* 2004 Nov;161(11):2066-72.
Source: *PubMed*
181. Avorn J. Depression in the elderly--falls and pitfalls. *N Engl J Med.* 1998 Sep 24;339(13):918-20.
Source: *PubMed*
182. Aydemir O, Deveci A, Taneli F. The effect of chronic antidepressant treatment on serum brain-derived neurotrophic factor levels in depressed patients: a preliminary study. *Prog Neuropsychopharmacol Biol Psychiatry.* 2005 Feb;29(2):261-5.
Source: *PubMed*
183. Aymard N, Viala A, Baldacci C, et al. Pharmacoclinical strategy in neuroleptic resistant schizophrenic patients treated by clozapine: clinical evolution, concentration of plasma and red blood cell clozapine and desmethylclozapine, whole blood serotonin and tryptophan. *Prog Neuropsychopharmacol Biol Psychiatry.* 1999 Jan;23(1):25-41.
Source: *PubMed*
184. Azorin JM, Bovier P, Widmer J, et al. L-tyrosine and L-tryptophan membrane transport in erythrocytes and antidepressant drug choice. *Biol Psychiatry.* 1990 Apr 1;27(7):723-34.
Source: *PubMed*
185. Baab SW, Peindl KS, Piontek CM, et al. Serum bupropion levels in 2 breastfeeding mother-infant pairs. *J Clin Psychiatry.* 2002 Oct;63(10):910-1.
Source: *PubMed*
186. Babyak M, Blumenthal JA, Herman S, et al. Exercise treatment for major depression: maintenance of therapeutic benefit at 10 months. *Psychosom Med.* 2000 Sep-Oct;62(5):633-8.
Source: *PubMed*
187. Baca E, Gonzalez de Chavez M, Garcia-Toro M, et al. Sertraline is more effective than imipramine in the treatment of non-melancholic depression: results from a multicentre, randomized study. *Prog Neuropsychopharmacol Biol Psychiatry.* 2003 May;27(3):493-500.
Source: *PubMed*

188. Baca E, Roca M, Garcia-Calvo C, et al. Venlafaxine extended-release in patients older than 80 years with depressive syndrome. *Int J Geriatr Psychiatry*. 2006 Apr;21(4):337-43. Source: *PubMed*
189. Baca-Garcia E, Sher L, Perez-Rodriguez MM, et al. Treatment of depressed bipolar patients with alcohol use disorders: Plenty of room for improvement. *Journal of Affective Disorders*. 2009;115(1-2):262-8. Source: *EMBASE*
190. Baettig D, Bondolfi G, Montaldi S, et al. Tricyclic antidepressant plasma levels after augmentation with citalopram: a case study. *Eur J Clin Pharmacol*. 1993;44(4):403-5. Source: *PubMed*
191. Bagby RM, Kennedy SH, Schuller DR, et al. Differential pharmacological treatment response in high angry hostile and low angry hostile depressed patients: a retrospective analysis. *J Affect Disord*. 1997 Sep;45(3):161-6. Source: *PubMed*
192. Bagby RM, Levitan RD, Kennedy SH, et al. Selective alteration of personality in response to noradrenergic and serotonergic antidepressant medication in depressed sample: evidence of non-specificity. *Psychiatry Res*. 1999 Jun 30;86(3):211-6. Source: *PubMed*
193. Bagby RM, Ryder AG, Schuller DR, et al. The Hamilton Depression Rating Scale: has the gold standard become a lead weight? *Am J Psychiatry*. 2004 Dec;161(12):2163-77. Source: *PubMed*
194. Bailey RK, Mallinckrodt CH, Wohlreich MM, et al. Duloxetine in the treatment of major depressive disorder: comparisons of safety and efficacy. *J Natl Med Assoc*. 2006;98(3):437-47. Source: *PubMed*
195. Bair MJ, Robinson RL, Eckert GJ, et al. Impact of pain on depression treatment response in primary care. *Psychosom Med*. 2004 Jan-Feb;66(1):17-22. Source: *PubMed*
196. Bair MJ, Robinson RL, Katon W, et al. Depression and pain comorbidity: a literature review. *Arch Intern Med*. 2003 Nov 10;163(20):2433-45. Source: *PubMed*
197. Bajbouj M, Danker-Hopfe H. Maintenance treatment of depression in old age. *N Engl J Med*. 2006 Jun 8;354(23):2505-6; author reply -6. Source: *PubMed*
198. Baker B, Dorian P, Sandor P, et al. Electrocardiographic effects of fluoxetine and doxepin in patients with major depressive disorder. *J Clin Psychopharmacol*. 1997 Feb;17(1):15-21. Source: *PubMed*
199. Bakish D. Fluoxetine potentiation by buspirone: three case histories. *Can J Psychiatry*. 1991 Dec;36(10):749-50. Source: *PubMed*
200. Bakish D. The patient with comorbid depression and anxiety: the unmet need. *J Clin Psychiatry*. 1999;60 Suppl 6:20-4. Source: *PubMed*
201. Bakish D, Cavazzoni P, Chudzik J, et al. Effects of selective serotonin reuptake inhibitors on platelet serotonin parameters in major depressive disorder. *Biol Psychiatry*. 1997 Jan 15;41(2):184-90. Source: *PubMed*
202. Bakish D, Hooper CL, Thornton MD, et al. Fast onset: an open study of the treatment of major depressive disorder with nefazodone and pindolol combination therapy. *Int Clin Psychopharmacol*. 1997 Mar;12(2):91-7. Source: *PubMed*
203. Balant-Gorgia AE, Ries C, Balant LP. Metabolic interaction between fluoxetine and clomipramine: a case report. *Pharmacopsychiatry*. 1996 Jan;29(1):38-41. Source: *PubMed*
204. Baldessarini RJ, Pompili M, Tondo L. Suicidal risk in antidepressant drug trials. *Archives of General Psychiatry*. 2006;63(3):246-8. Source: *Scopus*

205. Baldessarini RJ, Tarazi FI. Pharmacotherapy of psychosis and mania. Goodman and Gilman's The Pharmacological Basis of Therapeutics. 2005:461-500.
Source: *Scopus*
206. Baldessarini RJ, Tondo L, Ghiani C, et al. Illness risk following rapid versus gradual discontinuation of antidepressants. The American journal of psychiatry. 2010;167(8):934-41.
Source: *PsycINFO*
207. Baldomero EB, Ubago JG, Cercos CL, et al. Venlafaxine extended release versus conventional antidepressants in the remission of depressive disorders after previous antidepressant failure: ARGOS study. *Depress Anxiety*. 2005 Aug 10;22(2):68-76.
Source: *PubMed*
208. Baldwin D, Bridgman K, Buis C. Resolution of sexual dysfunction during double-blind treatment of major depression with reboxetine or paroxetine. *J Psychopharmacol*. 2006 Jan;20(1):91-6.
Source: *PubMed*
209. Baldwin D, Moreno RA, Briley M. Resolution of sexual dysfunction during acute treatment of major depression with milnacipran. *Hum Psychopharmacol*. 2008 Aug;23(6):527-32.
Source: *PubMed*
210. Baldwin DS, Cooper JA, Huusom AK, et al. A double-blind, randomized, parallel-group, flexible-dose study to evaluate the tolerability, efficacy and effects of treatment discontinuation with escitalopram and paroxetine in patients with major depressive disorder. *Int Clin Psychopharmacol* 2006;21(3):159-69
Source: *PubMed*
211. Baldwin DS, Hawley CJ, Abed RT, et al. A multicenter double-blind comparison of nefazodone and paroxetine in the treatment of outpatients with moderate-to-severe depression. *J Clin Psychiatry*. 1996;57 Suppl 2:46-52.
Source: *PubMed*
212. Baldwin DS, Hawley CJ, Mellors K. A randomized, double-blind controlled comparison of nefazodone and paroxetine in the treatment of depression: safety, tolerability and efficacy in continuation phase treatment. *J Psychopharmacol*. 2001 Sep;15(3):161-5.
Source: *PubMed*
213. Baldwin DS, Montgomery SA, Nil R, et al. Discontinuation symptoms in depression and anxiety disorders. *International Journal of Neuropsychopharmacology*. 2007;10(1):73-84.
Source: *EMBASE*
214. Baldwin DS, Reines EH, Guiton C, et al. Escitalopram therapy for major depression and anxiety disorders. *Ann Pharmacother* 2007;41(10):1583-92
Source: *PubMed*
215. Baldwin DS, Stein DJ, Dolberg OT, et al. How long should a trial of escitalopram treatment be in patients with major depressive disorder, generalised anxiety disorder, or social anxiety disorder? An exploration of the randomised controlled trial database. *Human Psychopharmacology: Clinical and Experimental*. 2009 Jun, 2009;24(4):269-75.
Source: *PsycINFO*
216. Balhara Y, Sagar R, Varghese ST. Bleeding gums: duloxetine may be the cause. *J Postgrad Med*. 2007 Jan-Mar;53(1):44-5.
Source: *PubMed*
217. Balk EM, Lau J, Bonis PA. Reading and critically appraising systematic reviews and meta-analyses: a short primer with a focus on hepatology. *J Hepatol*. 2005 Oct;43(4):729-36.
Source: *PubMed*
218. Ballard C, Corbett A, Chitramohan R, et al. Management of agitation and aggression associated with Alzheimer's disease: controversies and possible solutions. *Curr Opin Psychiatry*. 2009 Nov;22(6):532-40.
Source: *PubMed*
219. Ballenger JC. Clinical evaluation of venlafaxine. *J Clin Psychopharmacol*. 1996 Jun;16(3 Suppl 2):29S-35S; discussion S-6S.
Source: *PubMed*

220. Ballesteros J, Callado LF, Gutiérrez M. An independent meta-analysis using summary data for clinical response, remission, and discontinuation for any reason from the 6 pivotal phase III randomized clinical trials of duloxetine in major depressive disorder. *Journal of Clinical Psychopharmacology*. 2007 Apr; 2007;27(2):219-21.
Source: *PsycINFO*
221. Ballus C, Quiros G, De Flores T, et al. The efficacy and tolerability of venlafaxine and paroxetine in outpatients with depressive disorder or dysthymia. *Int Clin Psychopharmacol*. 2000 Jan;15(1):43-8.
Source: *PubMed*
222. Balon R. Sexual obsessions associated with fluoxetine. *J Clin Psychiatry*. 1994 Nov;55(11):496.
Source: *PubMed*
223. Balon R, Yeragani VK, Pohl R, et al. Sexual dysfunction during antidepressant treatment. *J Clin Psychiatry*. 1993 Jun;54(6):209-12.
Source: *PubMed*
224. Bandelow B, Andersen HF, Dolberg OT. Escitalopram in the treatment of anxiety symptoms associated with depression. *Depress Anxiety* 2007;24(1):53-61
Source: *PubMed*
225. Bandelow B, Chouinard G, Bobes J, et al. Extended-release quetiapine fumarate (quetiapine XR): A once-daily monotherapy effective in generalized anxiety disorder. Data from a randomized, double-blind, placebo-and active-controlled study. *International Journal of Neuropsychopharmacology*. 2010;13(3):305-20.
Source: *EMBASE*
226. Bang LM, Keating GM. Paroxetine controlled release. *CNS Drugs*. 2004;18(6):355-64; discussion 65-6.
Source: *PubMed*
227. Bangs ME, Emslie GJ, Spencer TJ, et al. Efficacy and safety of atomoxetine in adolescents with attention-deficit/hyperactivity disorder and major depression. *Journal of Child and Adolescent Psychopharmacology*. 2007 Aug, 2007;17(4):407-19.
Source: *PsycINFO*
228. Banos JH, Novack TA, Brunner R, et al. Impact of early administration of sertraline on cognitive and behavioral recovery in the first year after moderate to severe traumatic brain injury. *Journal of Head Trauma Rehabilitation*. 2010;25(5):357-61.
Source: *EMBASE*
229. Barak Y, Kimhi R, Weizman R. Is selectivity for serotonin uptake associated with a reduced emergence of manic episodes in depressed patients? *Int Clin Psychopharmacol*. 2000 Jan;15(1):53-6.
Source: *PubMed*
230. Barbosa L, Berk M, Vorster M. A double-blind, randomized, placebo-controlled trial of augmentation with lamotrigine or placebo in patients concomitantly treated with fluoxetine for resistant major depressive episodes. *J Clin Psychiatry*. 2003 Apr;64(4):403-7.
Source: *PubMed*
231. Barbui C, Andretta M, De Vitis G, et al. Antidepressant drug prescription and risk of abnormal bleeding: A case-control study. *Journal of clinical psychopharmacology*. 2009;29(1):33-8.
Source: *PubMed*
232. Barbui C, Esposito E, Cipriani A. Selective serotonin reuptake inhibitors and risk of suicide: A systematic review of observational studies. *Canadian Medical Association Journal*. 2009;180(3):291-7.
Source: *PubMed*
233. Barbui C, Furukawa TA, Cipriani A. Effectiveness of paroxetine in the treatment of acute major depression in adults: A systematic re-examination of published and unpublished data from randomized trials. *Canadian Medical Association Journal*. 2008;178(3):296-305.
Source: *Scopus*
234. Barbui C, Percudani M. Epidemiological impact of antidepressant and antipsychotic drugs on the general population. *Curr Opin Psychiatry*. 2006 Jul;19(4):405-10.
Source: *PubMed*

235. Bares M, Novak T, Kopecek M, et al. Antidepressant monotherapy and combination of antidepressants in the treatment of resistant depression in current clinical practice: A retrospective study. *International Journal of Psychiatry in Clinical Practice*. 2010;14(4):303-8.
Source: *EMBASE*
236. Barge-Schaapveld DQ, Nicolson NA, van der Hoop RG, et al. Changes in daily life experience associated with clinical improvement in depression. *J Affect Disord*. 1995 May 17;34(2):139-54.
Source: *PubMed*
237. Barim AO, Aydin S, Colak R, et al. Ghrelin, paraoxonase and arylesterase levels in depressive patients before and after citalopram treatment. *Clin Biochem* 2009;42(10-11):1076-81
Source: *PubMed*
238. Barone P, Scarzella L, Marconi R, et al. Pramipexole versus sertraline in the treatment of depression in Parkinson's disease: a national multicenter parallel-group randomized study. *J Neurol*. 2006 May;253(5):601-7.
Source: *PubMed*
239. Barr LC, Heninger GR, Goodman W, et al. Effects of fluoxetine administration on mood response to tryptophan depletion in healthy subjects. *Biol Psychiatry*. 1997 May 1;41(9):949-54.
Source: *PubMed*
240. Barrelet L, Blajev B, Bolzani L, et al. Multicenter study comparing efficacy and tolerance of moclobenide and fluvoxamine in in- and outpatients with a severe depressive episode. *Schweizerische Rundschau Fur Medizin Praxis*. 1991;80(19):524-8.
Source: *EMBASE*
241. Barrett JE, Williams JW, Jr., Oxman TE, et al. Treatment of dysthymia and minor depression in primary care: a randomized trial in patients aged 18 to 59 years. *J Fam Pract*. 2001 May;50(5):405-12.
Source: *PubMed*
242. Barnett J, Frances A, Kocsis J, et al. Peripheral edema associated with trazodone: a report of ten cases. *J Clin Psychopharmacol*. 1985 Jun;5(3):161-4.
Source: *PubMed*
243. Barros J, Asnis G. An interaction of sertraline and desipramine. *Am J Psychiatry*. 1993 Nov;150(11):1751.
Source: *PubMed*
244. Bascara L. A double-blind study to compare the effectiveness and tolerability of paroxetine and amitriptyline in depressed patients. *Acta Psychiatr Scand Suppl*. 1989;350:141-2.
Source: *PubMed*
245. Basoglu C, Ates MA, Alguel A, et al. Adjuvant Folate with Escitalopram Treatment and Homocystein, Folate, Vitamin B-12 Levels in Patients with Major Depressive Disorder. *Bulletin of Clinical Psychopharmacology* 2009;19135
Source: *Handsearch*
246. Basterzi AD, Yazici K, Aslan E, et al. Effects of fluoxetine and venlafaxine on serum brain derived neurotrophic factor levels in depressed patients. *Prog Neuropsychopharmacol Biol Psychiatry*. 2009 Mar 17;33(2):281-5.
Source: *PubMed*
247. Basterzi AD, Yazici K, Buturak V, et al. Effects of venlafaxine and fluoxetine on lymphocyte subsets in patients with major depressive disorder: a flow cytometric analysis. *Prog Neuropsychopharmacol Biol Psychiatry*. 2010 Feb 1;34(1):70-5.
Source: *PubMed*
248. Battegay R, Hager M, Rauchfleisch U. Double-blind comparative study of paroxetine and amitriptyline in depressed patients of a university psychiatric outpatient clinic (pilot study). *Neuropsychobiology*. 1985;13(1-2):31-7.
Source: *PubMed*
249. Battle CL, Uebelacker L, Friedman MA, et al. Treatment goals of depressed outpatients: A qualitative investigation of goals identified by participants in a depression treatment trial. *Journal of Psychiatric Practice*. 2010;16(6):425-30.
Source: *PsycINFO*

250. Baty P. Does nefazadone alone, the cognitive behavioral-analysis system of psychotherapy, or the combination of both work best for patients with chronic depression? *J Fam Pract*. 2000 Aug;49(8):687.
Source: *PubMed*
251. Bauer M, Berman SM, Schlagenhaut F, et al. Regional cerebral glucose metabolism and anxiety symptoms in bipolar depression: Effects of levothyroxine. *Psychiatry Research - Neuroimaging*. 2010;181(1):71-6.
Source: *EMBASE*
252. Bauer M, El-Khalili N, Datto C, et al. A pooled analysis of two randomised, placebo-controlled studies of extended release quetiapine fumarate adjunctive to antidepressant therapy in patients with major depressive disorder. *Journal of affective disorders*. 2010;127(1-3):19-30.
Source: *EMBASE*
253. Bauer M, Hellweg R, Baumgartner A. Fluoxetine-induced akathisia does not reappear after switch to paroxetine. *J Clin Psychiatry*. 1996 Dec;57(12):593-4.
Source: *PubMed*
254. Bauer M, Linden M, Schaaf B, et al. Adverse events and tolerability of the combination of fluoxetine/lithium compared with fluoxetine. *J Clin Psychopharmacol*. 1996 Apr;16(2):130-4.
Source: *PubMed*
255. Bauer M, Pretorius HW, Constant EL, et al. Extended release quetiapine as adjunct to an antidepressant in patients with major depressive disorder: Results of a randomized, placebo-controlled, double-blind study. *Journal of Clinical Psychiatry*. 2009 Apr; 2009;70(4):540-9.
Source: *PsycINFO*
256. Bauer M, Tharmanathan P, Volz HP, et al. The effect of venlafaxine compared with other antidepressants and placebo in the treatment of major depression: a meta-analysis. *Eur Arch Psychiatry Clin Neurosci* 2009;259(3):172-85
Source: *PubMed*
257. Bauer M, Zaninelli R, Muller-Oerlinghausen B, et al. Paroxetine and amitriptyline augmentation of lithium in the treatment of major depression: a double-blind study. *J Clin Psychopharmacol*. 1999 Apr;19(2):164-71.
Source: *PubMed*
258. Baumann P, Nil R, Bertschy G, et al. A double-blind double-dummy study of citalopram comparing infusion versus oral administration. *J Affect Disord*. 1998 Jun;49(3):203-10.
Source: *PubMed*
259. Baumann P, Nil R, Souche A, et al. A double-blind, placebo-controlled study of citalopram with and without lithium in the treatment of therapy-resistant depressive patients: a clinical, pharmacokinetic, and pharmacogenetic investigation. *J Clin Psychopharmacol*. 1996 Aug;16(4):307-14.
Source: *PubMed*
260. Baumann U, Eckmann F, Stieglitz RD. Self-rating data as a selecting factor in clinical trials of psychotropic drugs. *Eur Arch Psychiatry Neurol Sci*. 1985;235(2):65-70.
Source: *PubMed*
261. Baune BT, Caliskan S, Todder D. Effects of adjunctive antidepressant therapy with quetiapine on clinical outcome, quality of sleep and daytime motor activity in patients with treatment-resistant depression. *Hum Psychopharmacol*. 2007 Jan;22(1):1-9.
Source: *PubMed*
262. Baune BT, Dannlowski U, Domschke K, et al. The Interleukin 1 Beta (IL1B) Gene Is Associated with Failure to Achieve Remission and Impaired Emotion Processing in Major Depression. *Biological psychiatry*. 2010;67(6):543-9.
Source: *EMBASE*
263. Baune BT, Hohoff C, Berger K, et al. Association of the COMT val158met variant with antidepressant treatment response in major depression. *Neuropsychopharmacology*. 2008;33(4):924-32.
Source: *EMBASE*

264. Baxter LR, Jr., Phelps ME, Mazziotta JC, et al. Local cerebral glucose metabolic rates in obsessive-compulsive disorder. A comparison with rates in unipolar depression and in normal controls. *Arch Gen Psychiatry*. 1987 Mar;44(3):211-8.
Source: *PubMed*
265. Bayer AJ, Pathy MS, Cameron A, et al. A comparative study of conventional and controlled-release formulations of trazodone in elderly depressed patients. *Clin Neuropharmacol*. 1989;12 Suppl 1:S50-5; Discussion S6-7.
Source: *PubMed*
266. Beasley CM, Jr., Dornseif BE, Bosomworth JC, et al. Fluoxetine and suicide: a meta-analysis of controlled trials of treatment for depression. *Bmj*. 1991 Sep 21;303(6804):685-92.
Source: *PubMed*
267. Beasley CM, Jr., Dornseif BE, Pultz JA, et al. Fluoxetine versus trazodone: efficacy and activating-sedating effects. *J Clin Psychiatry*. 1991 Jul;52(7):294-9.
Source: *PubMed*
268. Beasley CM, Jr., Holman SL, Potvin JH. Fluoxetine compared with imipramine in the treatment of inpatient depression. A multicenter trial. *Ann Clin Psychiatry*. 1993 Sep;5(3):199-207.
Source: *PubMed*
269. Beasley CM, Jr., Koke SC, Nilsson ME, et al. Adverse events and treatment discontinuations in clinical trials of fluoxetine in major depressive disorder: an updated meta-analysis. *Clin Ther*. 2000 Nov;22(11):1319-30.
Source: *PubMed*
270. Beasley CM, Jr., Masica DN, Heiligenstein JH, et al. Possible monoamine oxidase inhibitor-serotonin uptake inhibitor interaction: fluoxetine clinical data and preclinical findings. *J Clin Psychopharmacol*. 1993 Oct;13(5):312-20.
Source: *PubMed*
271. Beasley CM, Jr., Nilsson ME, Koke SC, et al. Efficacy, adverse events, and treatment discontinuations in fluoxetine clinical studies of major depression: a meta-analysis of the 20-mg/day dose. *J Clin Psychiatry*. 2000 Oct;61(10):722-8.
Source: *PubMed*
272. Beasley CM, Jr., Potvin JH. Fluoxetine: activating and sedating effects. *Int Clin Psychopharmacol*. 1993 Winter;8(4):271-5.
Source: *PubMed*
273. Beasley CM, Jr., Sayler ME, Cunningham GE, et al. Fluoxetine in tricyclic refractory major depressive disorder. *J Affect Disord*. 1990 Nov;20(3):193-200.
Source: *PubMed*
274. Beasley CM, Jr., Sayler ME, Potvin JH. Fluoxetine versus amitriptyline in the treatment of major depression: a multicenter trial. *Int Clin Psychopharmacol*. 1993 Fall;8(3):143-9.
Source: *PubMed*
275. Beasley CM, Jr., Sayler ME, Weiss AM, et al. Fluoxetine: activating and sedating effects at multiple fixed doses. *J Clin Psychopharmacol*. 1992 Oct;12(5):328-33.
Source: *PubMed*
276. Beasley Jr CM, Ball SG, Nilsson ME, et al. Fluoxetine and adult suicidality revisited: An updated meta-analysis using expanded data sources from placebo-controlled trials. *Journal of Clinical Psychopharmacology* 2007;27(6):682-6
Source: *Scopus*
277. Beaumont G, Gringras M, Ankier SI. Trazodone and mianserin in general practice. *Psychopathology*. 1984;17 Suppl 2:24-9.
Source: *PubMed*
278. Bech P. Meta-analysis of placebo-controlled trials with mirtazapine using the core items of the Hamilton Depression Scale as evidence of a pure antidepressive effect in the short-term treatment of major depression. *Int J Neuropsychopharmacol*. 2001 Dec;4(4):337-45.
Source: *PubMed*

279. Bech P, Allerup P, Gram LF, et al. The Diagnostic Melancholia Scale (DMS): dimensions of endogenous and reactive depression with relationship to the Newcastle Scales. *J Affect Disord.* 1988 Mar-Apr;14(2):161-70.
Source: *PubMed*
280. Bech P, Boyer P, Germain JM, et al. HAM-D17 and HAM-D6 sensitivity to change in relation to desvenlafaxine dose and baseline depression severity in major depressive disorder. *Pharmacopsychiatry.* 2010;43(7):271-6.
Source: *EMBASE*
281. Bech P, Haaber A, Joyce CR. Experiments on clinical observation and judgement in the assessment of depression: profiled videotapes and Judgement Analysis. *Psychol Med.* 1986 Nov;16(4):873-83.
Source: *PubMed*
282. Bech P, Kajdasz DK, Porsdal V. Dose-response relationship of duloxetine in placebo-controlled clinical trials in patients with major depressive disorder. *Psychopharmacology.* 2006 Oct, 2006;188(3):273-80.
Source: *PsycINFO*
283. Bech P, Lonn SL, Overo KF. Relapse prevention and residual symptoms: A closer analysis of placebo-controlled continuation studies with escitalopram in major depressive disorder, generalized anxiety disorder, social anxiety disorder, and obsessive-compulsive disorder. *Journal of Clinical Psychiatry.* 2010;71(2):121-9.
Source: *EMBASE*
284. Beck CA, Patten SB, Williams JVA, et al. Antidepressant utilization in Canada. *Social Psychiatry and Psychiatric Epidemiology.* 2005;40(10):799-807.
Source: *EMBASE*
285. Beck J, Hemmeter U, Brand S, et al. Modafinil reduces microsleep during partial sleep deprivation in depressed patients. *Journal of psychiatric research.* 2010;44(13):853-64.
Source: *PsycINFO*
286. Begre S, Traber M, Gerber M, et al. Change in pain severity with open label venlafaxine use in patients with a depressive symptomatology: an observational study in primary care. *Eur Psychiatry.* 2008 Apr;23(3):178-86.
Source: *PubMed*
287. Begre S, Traber M, Gerber M, et al. Physician speciality and pain reduction in patients with depressive symptoms under treatment with venlafaxine. *European Psychiatry.* 2010;25(8):455-60.
Source: *EMBASE*
288. Begre S, von Bardeleben U, Ladewig D, et al. Paroxetine increases steady-state concentrations of (R)-methadone in CYP2D6 extensive but not poor metabolizers. *J Clin Psychopharmacol.* 2002 Apr;22(2):211-5.
Source: *PubMed*
289. Behnke K, Sogaard J, Martin S, et al. Mirtazapine orally disintegrating tablet versus sertraline: a prospective onset of action study. *J Clin Psychopharmacol.* 2003 Aug;23(4):358-64.
Source: *PubMed*
290. Bell S, Shipman M, Bystritsky A, et al. Fluoxetine treatment and testosterone levels. *Ann Clin Psychiatry.* 2006 Jan-Mar;18(1):19-22.
Source: *PubMed*
291. Bella R, Pennisi G, Cantone M, et al. Clinical presentation and outcome of geriatric depression in subcortical ischemic vascular disease. *Gerontology.* 2010;56(3):298-302.
Source: *PubMed*
292. Bellino S, Barzega G, Bogetto F, et al. An open-label, randomized, prospective comparison of sertraline and amisulpride in the treatment of dysthymia in the elderly. *Current Therapeutic Research - Clinical and Experimental.* 1997;58(10):798-808.
Source: *EMBASE*
293. Bellino S, Zizza M, Rinaldi C, et al. Combined treatment of major depression in patients with borderline personality disorder: a comparison with pharmacotherapy. *Can J Psychiatry.* 2006 Jun;51(7):453-60.
Source: *PubMed*

294. Bellodi L, Erzegovesi S, Bianchi L, et al. Plasma tryptophan levels and tryptophan/neutral amino acid ratios in obsessive-compulsive patients with and without depression. *Psychiatry Res.* 1997 Mar 3;69(1):9-15.
Source: *PubMed*
295. Benazzi F. Involuntary sperm emission with fluoxetine. *Can J Psychiatry.* 1995 Sep;40(7):431.
Source: *PubMed*
296. Benazzi F. Urinary retention with fluoxetine-haloperidol combination in a young patient. *Can J Psychiatry.* 1996 Nov;41(9):606-7.
Source: *PubMed*
297. Benazzi F. Severe anticholinergic side effects with venlafaxine-fluoxetine combination. *Can J Psychiatry.* 1997 Nov;42(9):980-1.
Source: *PubMed*
298. Benazzi F. Venlafaxine-fluoxetine-nortriptyline interaction. *J Psychiatry Neurosci.* 1997 Jul;22(4):278-9.
Source: *PubMed*
299. Benazzi F. Venlafaxine drug-drug interactions in clinical practice. *J Psychiatry Neurosci.* 1998 May;23(3):181-2.
Source: *PubMed*
300. Benazzi F. Venlafaxine-fluoxetine interaction. *J Clin Psychopharmacol.* 1999 Feb;19(1):96-8.
Source: *PubMed*
301. Benazzi F. Organic hypomania secondary to sibutramine-citalopram interaction. *J Clin Psychiatry.* 2002 Feb;63(2):165.
Source: *PubMed*
302. Benazzi F. Fluoxetine and olanzapine for resistant depression. *American Journal of Psychiatry.* 2002;159(1):155-6.
Source: *EMBASE*
303. Benazzi F. Hemorrhages during escitalopram-venlafaxine-mirtazapine combination treatment of depression. *Can J Psychiatry.* 2005 Mar;50(3):184.
Source: *PubMed*
304. Benazzi F, Berk M, Frye MA, et al. Olanzapine/fluoxetine combination for the treatment of mixed depression in bipolar I disorder: a post hoc analysis. *J Clin Psychiatry.* 2009 Oct;70(10):1424-31.
Source: *PubMed*
305. Benedetti F, Barbini B, Bernasconi A, et al. Serotonin 5-HT_{2A} receptor gene variants influence antidepressant response to repeated total sleep deprivation in bipolar depression. *Progress in Neuro Psychopharmacology and Biological Psychiatry.* 2008;32(8):1863-6.
Source: *EMBASE*
306. Benedetti F, Barbini B, Campori E, et al. Patterns of mood variation during antidepressant treatment. *J Affect Disord.* 1998 May;49(2):133-9.
Source: *PubMed*
307. Benedetti F, Campori E, Colombo C, et al. Fluvoxamine treatment of major depression associated with multiple sclerosis. *J Neuropsychiatry Clin Neurosci.* 2004 Summer;16(3):364-6.
Source: *PubMed*
308. Benedetti F, Colombo C, Pontiggia A, et al. Morning light treatment hastens the antidepressant effect of citalopram: a placebo-controlled trial. *J Clin Psychiatry.* 2003 Jun;64(6):648-53.
Source: *PubMed*
309. Benedictis E. Double-blind comparison of venlafaxine and amitriptyline in outpatients with major depression with or without melancholia. *J Psychopharmacol.* 2000 Mar;14(1):61-6.
Source: *PubMed*
310. Bengtsson BO, Lundmark J, Walinder J. No crossover reactions to citalopram or paroxetine among patients hypersensitive to zimeldine. *Br J Psychiatry.* 1991 Jun;158:853-5.
Source: *PubMed*
311. Benkelfat C, Poirier MF, Leouffre P, et al. Dexamethasone suppression test and the response to antidepressant depending on their central monoaminergic action in major depression. *Can J Psychiatry.* 1987 Apr;32(3):175-8.
Source: *PubMed*

312. Benkert O, Grunder G, Wetzel H, et al. A randomized, double-blind comparison of a rapidly escalating dose of venlafaxine and imipramine in inpatients with major depression and melancholia. *J Psychiatr Res.* 1996 Nov-Dec;30(6):441-51. Source: *PubMed*
313. Benkert O, Szegedi A, Kohnen R. Mirtazapine compared with paroxetine in major depression. *J Clin Psychiatry.* 2000 Sep;61(9):656-63. Source: *PubMed*
314. Benkert O, Szegedi A, Philipp M, et al. Mirtazapine orally disintegrating tablets versus venlafaxine extended release: a double-blind, randomized multicenter trial comparing the onset of antidepressant response in patients with major depressive disorder. *J Clin Psychopharmacol* 2006;26(1):75-8 Source: *PubMed*
315. Benkert O, Szegedi A, Wetzel H, et al. Dose escalation vs. continued doses of paroxetine and maprotiline: a prospective study in depressed out-patients with inadequate treatment response. *Acta Psychiatr Scand.* 1997 Apr;95(4):288-96. Source: *PubMed*
316. Bennie EH, Khan MC, Tyrer SP, et al. Comparison of trazodone and mianserin in depressive illness. *Curr Med Res Opin.* 1984;9(4):253-8. Source: *PubMed*
317. Bennie EH, Mullin JM, Martindale JJ. A double-blind multicenter trial comparing sertraline and fluoxetine in outpatients with major depression. *J Clin Psychiatry.* 1995 Jun;56(6):229-37. Source: *PubMed*
318. Bent-Hansen J, Lunde M, Klysner R, et al. The validity of the depression rating scales in discriminating between citalopram and placebo in depression recurrence in the maintenance therapy of elderly unipolar patients with major depression. *Pharmacopsychiatry.* 2003 Nov;36(6):313-6. Source: *PubMed*
319. Benvenuti A, Rucci P, Calugi S, et al. Relationship of residual mood and panic-agoraphobic spectrum phenomenology to quality of life and functional impairment in patients with major depression. *Int Clin Psychopharmacol.* 2010 Mar;25(2):68-74. Source: *PubMed*
320. Bergstrom RF, Beasley CM, Jr., Levy NB, et al. The effects of renal and hepatic disease on the pharmacokinetics, renal tolerance, and risk-benefit profile of fluoxetine. *Int Clin Psychopharmacol.* 1993 Winter;8(4):261-6. Source: *PubMed*
321. Berk M, Acton M. Citalopram-associated clitoral priapism: a case series. *Int Clin Psychopharmacol.* 1997 Mar;12(2):121-2. Source: *PubMed*
322. Berk M, du Plessis AD, Birkett M, et al. An open-label study of duloxetine hydrochloride, a mixed serotonin and noradrenaline reuptake inhibitor, in patients with DSM-III-R major depressive disorder. Lilly Duloxetine Depression Study Group. *Int Clin Psychopharmacol.* 1997 May;12(3):137-40. Source: *PubMed*
323. Berkrot B. US prescription drug sales hit \$300 bln in 2009. 2010 Source: *Handsearch*
324. Berlanga C, Arechavaleta B, Heinze G, et al. A double-blind comparison of nefazodone and fluoxetine in the treatment of depressed outpatients. *Salud Mental.* 1997;20(3):1-8. Source: *EMBASE*
325. Berlanga C, Flores-Ramos M. Different gender response to serotonergic and noradrenergic antidepressants. A comparative study of the efficacy of citalopram and reboxetine. *J Affect Disord.* 2006 Oct;95(1-3):119-23. Source: *PubMed*
326. Berlanga C, Mendieta D, Alva G, et al. Failure of tibolone to potentiate the pharmacological effect of fluoxetine in postmenopausal major depression. *J Womens Health (Larchmt).* 2003 Jan-Feb;12(1):33-9. Source: *PubMed*

327. Berle JO, Steen VM, Aamo TO, et al. Breastfeeding during maternal antidepressant treatment with serotonin reuptake inhibitors: infant exposure, clinical symptoms, and cytochrome p450 genotypes. *J Clin Psychiatry*. 2004 Sep;65(9):1228-34. Source: *PubMed*
328. Berlim MT, Pavanello DP, Caldieraro MAK, et al. Reliability and validity of the WHOQOL BREF in a sample of Brazilian outpatients with major depression. *Quality of Life Research*. 2005;14(2):561-4. Source: *EMBASE*
329. Berlin I, Lavergne F. Early predictors of two month response with mianserin and selective serotonin reuptake inhibitors and influence of definition of outcome on prediction. *European Psychiatry*. 1998;13(3):138-42. Source: *EMBASE*
330. Berman RM, Anand A, Cappiello A, et al. The use of pindolol with fluoxetine in the treatment of major depression: final results from a double-blind, placebo-controlled trial. *Biol Psychiatry*. 1999 May 1;45(9):1170-7. Source: *PubMed*
331. Berman RM, Darnell AM, Miller HL, et al. Effect of pindolol in hastening response to fluoxetine in the treatment of major depression: a double-blind, placebo-controlled trial. *Am J Psychiatry*. 1997 Jan;154(1):37-43. Source: *PubMed*
332. Berman RM, Fava M, Thase ME, et al. Aripiprazole augmentation in major depressive disorder: a double-blind, placebo-controlled study in patients with inadequate response to antidepressants. *CNS Spectr*. 2009 Apr;14(4):197-206. Source: *PubMed*
333. Berman RM, Marcus RN, Swanink R, et al. The efficacy and safety of aripiprazole as adjunctive therapy in major depressive disorder: a multicenter, randomized, double-blind, placebo-controlled study. *J Clin Psychiatry*. 2007 Jun;68(6):843-53. Source: *PubMed*
334. Bernardi S, Pallanti S. Successful duloxetine treatment of a binge eating disorder: A case report. *Journal of Psychopharmacology*. 2010;24(8):1269-72. Source: *EMBASE*
335. Bernardo M, Navarro V, Salva J, et al. Seizure activity and safety in combined treatment with venlafaxine and ECT: a pilot study. *J Ect*. 2000 Mar;16(1):38-42. Source: *PubMed*
336. Berndt ER, Koran LM, Finkelstein SN, et al. Lost human capital from early-onset chronic depression. *Am J Psychiatry*. 2000 Jun;157(6):940-7. Source: *PubMed*
337. Berney A, Nishikawa M, Benkelfat C, et al. An index of 5-HT synthesis changes during early antidepressant treatment: alpha-[11C]methyl-L-tryptophan PET study. *Neurochem Int*. 2008 Mar-Apr;52(4-5):701-8. Source: *PubMed*
338. Bersani G, Rapisarda V, Cian iN, et al. A double-blind comparative study of sertraline and amitriptyline in outpatients with major depressive episodes. *Hum Psychopharmacol*. 1994;9(1):63-8. Source: *EMBASE*
339. Bertolin-Guillen JM, Climent-Diaz B, Navarre-Gimeno A. Serotonin syndrome due to association of venlafaxine, maprotiline and reboxetine. *Eur Psychiatry*. 2004 Nov;19(7):456-7. Source: *PubMed*
340. Bertschy G, Baumann P, Eap CB, et al. Probable metabolic interaction between methadone and fluvoxamine in addict patients. *Ther Drug Monit*. 1994 Feb;16(1):42-5. Source: *PubMed*
341. Bertschy G, Ragama-Pardos E, Musciconico M, et al. Trazodone addition for insomnia in venlafaxine-treated, depressed inpatients: a semi-naturalistic study. *Pharmacol Res*. 2005 Jan;51(1):79-84. Source: *PubMed*

342. Besancon G, Cousin R, Guitton B, et al. Mianserin versus fluoxetine in a double blind trial depressed out-patients. <ORIGINAL> ETUDE EN DOUBLE AVEUGLE DE LA MIANSERINE ET DE LA FLUOXETINE CHEZ DES PATIENTS DEPRIMES TRAITES EN AMBULATOIRE. *Encephale*. 1993;19(4):341-5.
Source: *EMBASE*
343. Beusterien KM, Buesching DP, Robison RN, et al. Evaluation of an information exchange program for primary care patients with depression. *Disease Management*. 2000;3(1):1-9.
Source: *EMBASE*
344. Beusterien KM, Steinwald B, Ware JE, Jr. Usefulness of the SF-36 Health Survey in measuring health outcomes in the depressed elderly. *J Geriatr Psychiatry Neurol*. 1996 Jan;9(1):13-21.
Source: *PubMed*
345. Beuzen JN, Ravily VF, Souetre EJ, et al. Impact of fluoxetine on work loss in depression. *Int Clin Psychopharmacol*. 1993 Winter;8(4):319-21.
Source: *PubMed*
346. Bezchlibnyk-Butler K, Aleksic I, Kennedy SH. Citalopram--a review of pharmacological and clinical effects. *J Psychiatry Neurosci*. 2000 May;25(3):241-54.
Source: *PubMed*
347. Bhagwagar Z, Cowen PJ, Goodwin GM, et al. Normalization of enhanced fear recognition by acute SSRI treatment in subjects with a previous history of depression. *Am J Psychiatry*. 2004 Jan;161(1):166-8.
Source: *PubMed*
348. Bhagwagar Z, Whale R, Cowen PJ. State and trait abnormalities in serotonin function in major depression. *Br J Psychiatry*. 2002 Jan;180:24-8.
Source: *PubMed*
349. Bhanji NH. Serotonin syndrome following low-dose sertraline. *Can J Psychiatry*. 2000 Dec;45(10):936-7.
Source: *PubMed*
350. Bhar SS, Gelfand LA, Schmid SP, et al. Sequence of improvement in depressive symptoms across cognitive therapy and pharmacotherapy. *J Affect Disord*. 2008 Sep;110(1-2):161-6.
Source: *PubMed*
351. Bharucha KJ, Sethi KD. Complex movement disorders induced by fluoxetine. *Mov Disord*. 1996 May;11(3):324-6.
Source: *PubMed*
352. Bhatara VS, Magnus RD, Paul KL, et al. Serotonin syndrome induced by venlafaxine and fluoxetine: a case study in polypharmacy and potential pharmacodynamic and pharmacokinetic mechanisms. *Ann Pharmacother*. 1998 Apr;32(4):432-6.
Source: *PubMed*
353. Bielski RJ, Ventura D, Chang CC. A double-blind comparison of escitalopram and venlafaxine extended release in the treatment of major depressive disorder. *J Clin Psychiatry*. 2004 Sep;65(9):1190-6.
Source: *PubMed*
354. Bignamini A, Rapisarda V. A double-blind multicentre study of paroxetine and amitriptyline in depressed outpatients. *Italian Paroxetine Study Group*. *Int Clin Psychopharmacol*. 1992 Jun;6 Suppl 4:37-41.
Source: *PubMed*
355. Bigos KL, Pollock BG, Aizenstein HJ, et al. Acute 5-HT reuptake blockade potentiates human amygdala reactivity. *Neuropsychopharmacology*. 2008 Dec;33(13):3221-5.
Source: *PubMed*
356. Bijl D, Van Marwijk HWJ, Beekman ATF, et al. A randomized controlled trial to improve the recognition, diagnosis and treatment of major depression in elderly people in general practice: Design, first results and feasibility of the West Friesland Study. *Primary Care Psychiatry*. 2003;8(4):135-40.
Source: *EMBASE*
357. Binder EB, Jeffrey Newport D, Zach EB, et al. A serotonin transporter gene polymorphism predicts peripartum depressive symptoms in an at-risk psychiatric cohort. *Journal of psychiatric research*. 2010;44(10):640-6.
Source: *EMBASE*

358. Binder EB, Owens MJ, Liu W, et al. Association of polymorphisms in genes regulating the corticotropin- releasing factor system with antidepressant treatment response. *Archives of general psychiatry*. 2010;67(4):369-79.
Source: *EMBASE*
359. Binneman B, Feltner D, Kolluri S, et al. A 6-week randomized, placebo-controlled trial of CP-316,311 (a selective CRH1 antagonist) in the treatment of major depression. *Am J Psychiatry*. 2008 May;165(5):617-20.
Source: *PubMed*
360. Birkenhager TK, van den Broek WW, Fekkes D, et al. Lithium addition in antidepressant-resistant depression: Effects on platelet 5-HT, plasma 5-HT and plasma 5-HIAA concentration. *Progress in Neuro Psychopharmacology and Biological Psychiatry*. 2007;31(5):1084-8.
Source: *EMBASE*
361. Birkenhager TK, van den Broek WW, Moleman P, et al. Imipramine dose in relation to therapeutic plasma level: are clinical trials using imipramine as a positive control flawed? *Psychopharmacology (Berl)*. 2005 Sep;181(3):595-9.
Source: *PubMed*
362. Birkenhager TK, van den Broek WW, Mulder PG, et al. Comparison of two-phase treatment with imipramine or fluvoxamine, both followed by lithium addition, in inpatients with major depressive disorder. *Am J Psychiatry*. 2004 Nov;161(11):2060-5.
Source: *PubMed*
363. Birnbaum HG, Ben-Hamadi R, Greenberg PE, et al. Determinants of direct cost differences among US employees with major depressive disorders using antidepressants. *PharmacoEconomics*. 2009;27(6):507-17.
Source: *EMBASE*
364. Bisol LW, Lara DR. Low-dose quetiapine for patients with dysregulation of hyperthymic and cyclothymic temperaments. *Journal of Psychopharmacology*. 2010;24(3):421-4.
Source: *EMBASE*
365. Biswas PN, Wilton LV, Shakir SA. The pharmacovigilance of mirtazapine: results of a prescription event monitoring study on 13554 patients in England. *J Psychopharmacol*. 2003 Mar;17(1):121-6.
Source: *PubMed*
366. Bitanirwe BKY, Lim MP, Woo TUW. N-methyl-D-aspartate receptor expression in parvalbumin-containing inhibitory neurons in the prefrontal cortex in bipolar disorder. *Bipolar Disorders*. 2010;12(1):95-101.
Source: *EMBASE*
367. Bjerkenstedt L, Edman G, Flyckt L, et al. Clinical and biochemical effects of citalopram, a selective 5-HT reuptake inhibitor--a dose-response study in depressed patients. *Psychopharmacology (Berl)*. 1985;87(3):253-9.
Source: *PubMed*
368. Bjerkenstedt L, Flyckt L, Overo KF, et al. Relationship between clinical effects, serum drug concentration and serotonin uptake inhibition in depressed patients treated with citalopram. A double-blind comparison of three dose levels. *Eur J Clin Pharmacol*. 1985;28(5):553-7.
Source: *PubMed*
369. Black DW, Wesner R, Bowers W, et al. Acute treatment response in outpatients with panic disorder: high versus low depressive symptoms. *Ann Clin Psychiatry*. 1995 Dec;7(4):181-8.
Source: *PubMed*
370. Black DW, Wesner R, Gabel J. The abrupt discontinuation of fluvoxamine in patients with panic disorder. *J Clin Psychiatry*. 1993 Apr;54(4):146-9.
Source: *PubMed*
371. Blardi P, De Lalla A, Leo A, et al. Serotonin and fluoxetine levels in plasma and platelets after fluoxetine treatment in depressive patients. *J Clin Psychopharmacol*. 2002 Apr;22(2):131-6.
Source: *PubMed*
372. Blardi P, de Lalla A, Urso R, et al. Activity of citalopram on adenosine and serotonin circulating levels in depressed patients. *J Clin Psychopharmacol*. 2005 Jun;25(3):262-6.
Source: *PubMed*

373. Blier P, Bergeron R, de Montigny C. Selective activation of postsynaptic 5-HT1A receptors induces rapid antidepressant response. *Neuropsychopharmacology*. 1997 May;16(5):333-8. Source: *PubMed*
374. Blier P, Gobbi G, Turcotte JE, et al. Mirtazapine and paroxetine in major depression: a comparison of monotherapy versus their combination from treatment initiation. *Eur Neuropsychopharmacol* 2009;19(7):457-65 Source: *PubMed*
375. Blier P, Ward HE, Tremblay P. Combination of antidepressant from treatment initiation for depression. American Psychiatric Association annual meeting. 2006. Source: *Scopus*
376. Blier P, Ward HE, Tremblay P, et al. Combination of antidepressant medications from treatment initiation for major depressive disorder: a double-blind randomized study. *Am J Psychiatry*. 2010 Mar;167(3):281-8. Source: *PubMed*
377. Bligh-Glover W, Kolli TN, Shapiro-Kulnane L, et al. The serotonin transporter in the midbrain of suicide victims with major depression. *Biol Psychiatry*. 2000 Jun 15;47(12):1015-24. Source: *PubMed*
378. Block J. Serious Adverse Events and the Modafinil Augmentation Study. *CNS Spectrums*. 2006 May, 2006;11(5):340. Source: *PsycINFO*
379. Blom MB, Jonker K, Dusseldorp E, et al. Combination treatment for acute depression is superior only when psychotherapy is added to medication. *Psychother Psychosom*. 2007;76(5):289-97. Source: *PubMed*
380. Blom MJB, Hoek HW, Spinhoven P, et al. Treatment of depression in patients from ethnic minority groups in the Netherlands. *Transcultural Psychiatry*. 2010;47(3):473-90. Source: *EMBASE*
381. Blumenfeld M, Levy NB, Spinowitz B, et al. Fluoxetine in depressed patients on dialysis. *Int J Psychiatry Med*. 1997;27(1):71-80. Source: *PubMed*
382. Blumenthal JA, Babyak MA, Doraiswamy PM, et al. Exercise and pharmacotherapy in the treatment of major depressive disorder. *Psychosom Med* 2007;69(7):587-96 Source: *PubMed*
383. Bobo WV, Shelton RC. Fluoxetine and olanzapine combination therapy in treatment-resistant major depression: review of efficacy and safety data. *Expert Opin Pharmacother*. 2009 Sep;10(13):2145-59. Source: *PubMed*
384. Bobon DP, Lapierre YD, Lottin T. Validity and sensitivity of the French version of the Zerssen BfS/BFS' self-rating mood scale during treatment with trazodone and amitriptyline. *Progress in Neuro-Psychopharmacology*. 1981;5(5-6):519-22. Source: *EMBASE*
385. Bodkin JA, Lasser RA, Wines JD, Jr., et al. Combining serotonin reuptake inhibitors and bupropion in partial responders to antidepressant monotherapy. *J Clin Psychiatry*. 1997 Apr;58(4):137-45. Source: *PubMed*
386. Bodnar LM, Sunder KR, Wisner KL. Treatment with selective serotonin reuptake inhibitors during pregnancy: deceleration of weight gain because of depression or drug? *Am J Psychiatry*. 2006 Jun;163(6):986-91. Source: *PubMed*
387. Bogetto F, Barzega G, Bellino S, et al. Drug treatment of dysthymia: A clinical study. <ORIGINAL> IL TRATTAMENTO FARMACOLOGICO DELLA DISTIMIA: UNO STUDIO CLINICO. *Rivista Di Psichiatria*. 1997;32(1):1-5. Source: *EMBASE*
388. Bogetto F, Bellino S, Revello RB, et al. Discontinuation syndrome in dysthymic patients treated with selective serotonin reuptake inhibitors: a clinical investigation. *CNS Drugs*. 2002;16(4):273-83. Source: *PubMed*

389. Bogetto F, Revello RB, Ferro G, et al. Psychopharmacological treatment of burning mouth syndrome (BMS). A study on a sample of 121 patients. *Minerva Psichiatrica*. 1999;40(1):1-10.
Source: *EMBASE*
390. Boggio PS, Fregni F, Berman F, et al. Effect of repetitive TMS and fluoxetine on cognitive function in patients with Parkinson's disease and concurrent depression. *Mov Disord*. 2005 Sep;20(9):1178-84.
Source: *PubMed*
391. Bogner HR, Lin JY, Morales KH. Patterns of early adherence to the antidepressant citalopram among older primary care patients: the prospect study. *Int J Psychiatry Med*. 2006;36(1):103-19.
Source: *PubMed*
392. Bolukbasi O, Akyol A. Spontaneous erections and libido increase associated with venlafaxine. *Eur J Neurol*. 1999 Jul;6(4):527-8.
Source: *PubMed*
393. Bombardier CH, Fann JR, Temkin NR, et al. Rates of major depressive disorder and clinical outcomes following traumatic brain injury. *JAMA - Journal of the American Medical Association*. 2010;303(19):1938-45.
Source: *EMBASE*
394. Bonaccorso S, Lin AH, Verkerk R, et al. Immune markers in fibromyalgia: comparison with major depressed patients and normal volunteers. *J Affect Disord*. 1998 Feb;48(1):75-82.
Source: *PubMed*
395. Bondareff W, Alpert M, Friedhoff AJ, et al. Comparison of sertraline and nortriptyline in the treatment of major depressive disorder in late life. *Am J Psychiatry*. 2000 May;157(5):729-36.
Source: *PubMed*
396. Bondolfi G, Chautems C, Rochat B, et al. Non-response to citalopram in depressive patients: pharmacokinetic and clinical consequences of a fluvoxamine augmentation. *Psychopharmacology (Berl)*. 1996 Dec;128(4):421-5.
Source: *PubMed*
397. Bonne O, Krausz Y. Pathophysiological significance of cerebral perfusion abnormalities in major depression-trait or state marker? *Eur Neuropsychopharmacol*. 1997 Aug;7(3):225-33.
Source: *PubMed*
398. Book SW, Thomas SE, Randall PK, et al. Paroxetine reduces social anxiety in individuals with a co-occurring alcohol use disorder. *J Anxiety Disord*. 2008;22(2):310-8.
Source: *PubMed*
399. Bordet R, Thomas P, Dupuis B. Effect of pindolol on onset of action of paroxetine in the treatment of major depression: intermediate analysis of a double-blind, placebo-controlled trial. *Reseau de Recherche et d'Experimentation Psychopharmacologique*. *Am J Psychiatry*. 1998 Oct;155(10):1346-51.
Source: *PubMed*
400. Borkowska A, Drozd W, Ziolkowska-Kochan M, et al. Enhancing effect of mirtazapine on cognitive functions associated with prefrontal cortex in patients with recurrent depression. *Neuropsychopharmacol Hung*. 2007 Oct;9(3):131-6.
Source: *PubMed*
401. Borrelli B, Niaura R, Keuthen NJ, et al. Development of major depressive disorder during smoking-cessation treatment. *J Clin Psychiatry*. 1996 Nov;57(11):534-8.
Source: *PubMed*
402. Bortolotti B, Menchetti M, Bellini F, et al. Psychological interventions for major depression in primary care: a meta-analytic review of randomized controlled trials. *Gen Hosp Psychiatry*. 2008 Jul-Aug;30(4):293-302.
Source: *PubMed*
403. Bosc M, Dubini A, Polin V. Development and validation of a social functioning scale, the Social Adaptation Self-evaluation Scale. *Eur Neuropsychopharmacol*. 1997 Apr;7 Suppl 1:S57-70; discussion S1-3.
Source: *PubMed*
404. Bose A, Li D, Gandhi C. Escitalopram in the acute treatment of depressed patients aged 60 years or older. *Am J Geriatr Psychiatry*. 2008;16(1):14-20
Source: *PubMed*

405. Bosmans JE, Hermens MLM, de Bruijne MC, et al. Cost-effectiveness of usual general practitioner care with or without antidepressant medication for patients with minor or mild-major depression. *Journal of Affective Disorders*. 2008;111(1):106-12. Source: *EMBASE*
406. Bossini L, Fagiolini A, Valdagno M, et al. Sexual disorders in subjects treated for mood and anxiety diseases [8]. *Journal of Clinical Psychopharmacology*. 2007;27(3):310-2. Source: *EMBASE*
407. Bostwick JM, Brown TM. A toxic reaction from combining fluoxetine and phentermine. *J Clin Psychopharmacol*. 1996 Apr;16(2):189-90. Source: *PubMed*
408. Bosworth HB, Voils CI, Potter GG, et al. The effects of antidepressant medication adherence as well as psychosocial and clinical factors on depression outcome among older adults. *International Journal of Geriatric Psychiatry*. 2008;23(2):129-34. Source: *EMBASE*
409. Bot M, Pouwer F, Assies J, et al. Eicosapentaenoic acid as an add-on to antidepressant medication for co-morbid major depression in patients with diabetes mellitus: A randomized, double-blind placebo-controlled study. *Journal of affective disorders*. 2010;126(1-2):282-6. Source: *PsycINFO*
410. Botros WA, Ankier SI, Priest RG, et al. Clinical assessment and performance tasks in depression: a comparison of amitriptyline and trazodone. *Br J Psychiatry*. 1989 Oct;155:479-82. Source: *PubMed*
411. Bouchard JM, Delaunay J, Delisle JP, et al. Citalopram versus maprotiline: a controlled, clinical multicentre trial in depressed patients. *Acta Psychiatr Scand*. 1987 Nov;76(5):583-92. Source: *PubMed*
412. Bouchard JM, Strub N, Nil R. Citalopram and viloxazine in the treatment of depression by means of slow drop infusion. A double-blind comparative trial. *J Affect Disord*. 1997 Oct;46(1):51-8. Source: *PubMed*
413. Boucher N, Bairam A, Beulac-Baillargeon L. A new look at the neonate's clinical presentation after in utero exposure to antidepressants in late pregnancy. *J Clin Psychopharmacol*. 2008 Jun;28(3):334-9. Source: *PubMed*
414. Bougerol T, Uchida C, Gachoud JP, et al. Efficacy and tolerability of moclobemide compared with fluvoxamine in depressive disorder (DSM III). A French/Swiss double-blind trial. *Psychopharmacology (Berl)*. 1992;106 Suppl:S102-8. Source: *PubMed*
415. Boulenger JP, Hermes A, Huusom AK, et al. Baseline anxiety effect on outcome of SSRI treatment in patients with severe depression: escitalopram vs paroxetine. *Curr Med Res Opin* 2010;26(3):605-14. Source: *PubMed*
416. Boulenger JP, Huusom AK, Florea I, et al. A comparative study of the efficacy of long-term treatment with escitalopram and paroxetine in severely depressed patients. *Curr Med Res Opin* 2006;22(7):1331-41. Source: *PubMed*
417. Boulton DW, Balch AH, Royzman K, et al. The pharmacokinetics of standard antidepressants with aripiprazole as adjunctive therapy: studies in healthy subjects and in patients with major depressive disorder. *J Psychopharmacol*. 2010 Apr;24(4):537-46. Source: *PubMed*
418. Bouman WP, Johnson H, Trescoli-Serrano C, et al. Recurrent hyponatremia associated with sertraline and lofepramine. *Am J Psychiatry*. 1997 Apr;154(4):580. Source: *PubMed*
419. Bourgeois JA. Reversible hyponatremia and venlafaxine. *Psychosomatics*. 2005 Sep-Oct;46(5):495-6. Source: *PubMed*

420. Bourin M. Use of paroxetine for the treatment of depression and anxiety disorders in the elderly: a review. *Hum Psychopharmacol*. 2003 Apr;18(3):185-90.
Source: *PubMed*
421. Bourin M, Prica C. Melatonin receptor agonist agomelatine: A new drug for treating unipolar depression. *Current Pharmaceutical Design*. 2009;15(14):1675-82.
Source: *Scopus*
422. Bowdan ND. Seizure possibly caused by trazodone HCl. *Am J Psychiatry*. 1983 May;140(5):642.
Source: *PubMed*
423. Bowden CL, Schatzberg AF, Rosenbaum A, et al. Fluoxetine and desipramine in major depressive disorder. *J Clin Psychopharmacol*. 1993 Oct;13(5):305-11.
Source: *PubMed*
424. Boyer P, Danion JM, Bisserbe JC, et al. Clinical and economic comparison of sertraline and fluoxetine in the treatment of depression. A 6-month double-blind study in a primary-care setting in France. *Pharmacoeconomics*. 1998 Jan;13(1 Pt 2):157-69.
Source: *PubMed*
425. Boyer P, Montgomery S, Lepola U, et al. Efficacy, safety, and tolerability of fixed-dose desvenlafaxine 50 and 100 mg/day for major depressive disorder in a placebo-controlled trial. *Int Clin Psychopharmacol*. 2008;23(5):243-53
Source: *PubMed*
426. Boyer WF, Blumhardt CL. The safety profile of paroxetine. *J Clin Psychiatry*. 1992 Feb;53 Suppl:61-6.
Source: *PubMed*
427. Boyle MP, Brewer JA, Funatsu M, et al. Acquired deficit of forebrain glucocorticoid receptor produces depression-like changes in adrenal axis regulation and behavior. *Proceedings of the National Academy of Sciences of the United States of America*. 2005;102(2):473-8.
Source: *Scopus*
428. Braconnier A, Le Coent R, Cohen D. Paroxetine versus clomipramine in adolescents with severe major depression: a double-blind, randomized, multicenter trial. *J Am Acad Child Adolesc Psychiatry*. 2003 Jan;42(1):22-9.
Source: *PubMed*
429. Bradford JM, Gratzner TG. A treatment for impulse control disorders and paraphilia: a case report. *Can J Psychiatry*. 1995 Feb;40(1):4-5.
Source: *PubMed*
430. Bradley RH, Barkin RL, Jerome J, et al. Efficacy of venlafaxine for the long term treatment of chronic pain with associated major depressive disorder. *Am J Ther*. 2003 Sep-Oct;10(5):318-23.
Source: *PubMed*
431. Brady K, Zarzar M, Lydiard RB. Fluoxetine in panic disorder patients with imipramine-associated weight gain. *J Clin Psychopharmacol*. 1989 Feb;9(1):66-7.
Source: *PubMed*
432. Brady KT, Clary CM. Affective and anxiety comorbidity in post-traumatic stress disorder treatment trials of sertraline. *Compr Psychiatry*. 2003 Sep-Oct;44(5):360-9.
Source: *PubMed*
433. Brady KT, Lydiard RB, Kellner CH, et al. A comparison of the effects of imipramine and fluvoxamine on the thyroid axis. *Biol Psychiatry*. 1994 Dec 1;36(11):778-9.
Source: *PubMed*
434. Brambilla P, Cipriani A, Hotopf M, et al. Side-effect profile of fluoxetine in comparison with other SSRIs, tricyclic and newer antidepressants: a meta-analysis of clinical trial data. *Pharmacopsychiatry*. 2005 Mar;38(2):69-77.
Source: *PubMed*
435. Branconnier RJ, Cole JO, Ghazvinian S, et al. Clinical pharmacology of bupropion and imipramine in elderly depressives. *J Clin Psychiatry*. 1983 May;44(5 Pt 2):130-3.
Source: *PubMed*

436. Brand S, Lehtinen A, Hatzinger M, et al. Comparison of sleep EEG profiles of patients suffering from restless legs syndrome, restless legs syndrome and depressive symptoms, and major depressive disorders. *Neuropsychobiology*. 2010;61(1):41-8. Source: *EMBASE*
437. Brannan SK, Mallinckrodt CH, Brown EB, et al. Duloxetine 60 mg once-daily in the treatment of painful physical symptoms in patients with major depressive disorder. *J Psychiatr Res*. 2005 Jan;39(1):43-53. Source: *PubMed*
438. Brannan SK, Mallinckrodt CH, Detke MJ, et al. Onset of action for duloxetine 60 mg once daily: double-blind, placebo-controlled studies. *J Psychiatr Res*. 2005 Mar;39(2):161-72. Source: *PubMed*
439. Brecht S, Courtecuisse C, Debieuvre C, et al. Efficacy and safety of duloxetine 60 mg once daily in the treatment of pain in patients with major depressive disorder and at least moderate pain of unknown etiology: a randomized controlled trial. *J Clin Psychiatry* 2007;68(11):1707-16 Source: *PubMed*
440. Brecht S, Kajdasz D, Ball S, et al. Clinical impact of duloxetine treatment on sleep in patients with major depressive disorder. *Int Clin Psychopharmacol* 2008;23(6):317-24 Source: *PubMed*
441. Breitbart W, Rosenfeld B, Gibson C, et al. Impact of treatment for depression on desire for hastened death in patients with advanced AIDS. *Psychosomatics: Journal of Consultation Liaison Psychiatry*. 2010;51(2):98-105. Source: *PsycINFO*
442. Bremner JD. Fluoxetine in depressed patients: a comparison with imipramine. *J Clin Psychiatry*. 1984 Oct;45(10):414-9. Source: *PubMed*
443. Bremner JD. Double-blind comparison of mirtazapine, amitriptyline and placebo in major depression. <ORIGINAL> DOPPELBLINDVERGLEICH VON MIRTAZAPIN, AMITRIPTYLIN UND PLAZEBO BEI 'MAJOR DEPRESSION',. *Nervenheilkunde*. 1996;15(8):533-40. Source: *EMBASE*
444. Bremner JD, Smith WT. Org 3770 VS amitriptyline in the continuation treatment of depression: A placebo controlled trial. *European Journal of Psychiatry*. 1996;10(1):5-15. Source: *EMBASE*
445. Bremner JD, Vythilingam M, Vermetten E, et al. Effects of antidepressant treatment on neural correlates of emotional and neutral declarative verbal memory in depression. *Journal of Affective Disorders*. 2007;101(1-3):99-111. Source: *EMBASE*
446. Brent D. Antidepressants and suicidal behavior: Cause or cure? *American Journal of Psychiatry*. 2007;164(7):989-91. Source: *Scopus*
447. Brent D, Emslie G, Clarke G, et al. Switching to another SSRI or to venlafaxine with or without cognitive behavioral therapy for adolescents with SSRI-resistant depression - The TORDIA randomized controlled trial. *Journal of the American Medical Association (USA)*. 2008 08/01;299(Aug):901-13. Source: *PsycINFO*
448. Brent DA. Antidepressants and pediatric depression--the risk of doing nothing. *N Engl J Med*. 2004 Oct 14;351(16):1598-601. Source: *PubMed*
449. Bressi C, Porcellana M, Marinaccio PM, et al. Short-term psychodynamic psychotherapy versus treatment as usual for depressive and anxiety disorders: A randomized clinical trial of efficacy. *Journal of Nervous and Mental Disease*. 2010;198(9):647-52. Source: *EMBASE*

450. Bretlau LG, Lunde M, Lindberg L, et al. Repetitive transcranial magnetic stimulation (rTMS) in combination with escitalopram in patients with treatment-resistant major depression: a double-blind, randomised, sham-controlled trial. *Pharmacopsychiatry*. 2008 Mar;41(2):41-7.
Source: *PubMed*
451. Brewerton TD. Fluoxetine-induced suicidality, serotonin, and seasonality. *Biol Psychiatry*. 1991 Jul 15;30(2):190-6.
Source: *PubMed*
452. Bridge JA, Iyengar S, Salary CB, et al. Clinical response and risk for reported suicidal ideation and suicide attempts in pediatric antidepressant treatment: A meta-analysis of randomized controlled trials. *Journal of the American Medical Association*. 2007;297(15).
Source: *Scopus*
453. Brody AL, Saxena S, Stoessel P, et al. Regional brain metabolic changes in patients with major depression treated with either paroxetine or interpersonal therapy: preliminary findings. *Arch Gen Psychiatry*. 2001 Jul;58(7):631-40.
Source: *PubMed*
454. Brogden RN, Heel RC, Speight TM, et al. Trazodone: a review of its pharmacological properties and therapeutic use in depression and anxiety. *Drugs*. 1981 Jun;21(6):401-29.
Source: *PubMed*
455. Brooks D, Prothero W, Bouras N, et al. Trazodone--a comparison of single night-time and divided daily dosage regimens. *Psychopharmacology (Berl)*. 1984;84(1):1-4.
Source: *PubMed*
456. Brouwer JP, Appelhof BC, Peeters RP, et al. Thyrotropin, but not a polymorphism in type II deiodinase, predicts response to paroxetine in major depression. *Eur J Endocrinol*. 2006 Jun;154(6):819-25.
Source: *PubMed*
457. Brouwer JP, Appelhof BC, van Rossum EF, et al. Prediction of treatment response by HPA-axis and glucocorticoid receptor polymorphisms in major depression. *Psychoneuroendocrinology*. 2006 Nov;31(10):1154-63.
Source: *PubMed*
458. Brown C, Battista DR, Sereika SM, et al. How can you improve antidepressant adherence? *Journal of Family Practice*. 2007;56(5):356-63.
Source: *EMBASE*
459. Brown EB, McElroy SL, Keck PE, Jr., et al. A 7-week, randomized, double-blind trial of olanzapine/fluoxetine combination versus lamotrigine in the treatment of bipolar I depression. *J Clin Psychiatry*. 2006 Jul;67(7):1025-33.
Source: *PubMed*
460. Brown ES, Gan V, Jeffress J, et al. Antidepressant treatment of caregivers of children with asthma. *Psychosomatics*. 2008;49(5):420-5.
Source: *EMBASE*
461. Brown ES, Murray M, Carmody TJ, et al. The Quick Inventory of Depressive Symptomatology-Self-report: a psychometric evaluation in patients with asthma and major depressive disorder. *Ann Allergy Asthma Immunol*. 2008 May;100(5):433-8.
Source: *PubMed*
462. Brown ES, Vigil L, Khan DA, et al. A randomized trial of citalopram versus placebo in outpatients with asthma and major depressive disorder: a proof of concept study. *Biol Psychiatry*. 2005 Dec 1;58(11):865-70.
Source: *PubMed*
463. Brown ES, Vornik LA, Khan DA, et al. Bupropion in the treatment of outpatients with asthma and major depressive disorder. *Int J Psychiatry Med*. 2007;37(1):23-8.
Source: *PubMed*
464. Brown GW, Harris TO, Kendrick T, et al. Antidepressants, social adversity and outcome of depression in general practice. *Journal of affective disorders*. 2010;121(3):239-46.
Source: *EMBASE*
465. Brown WA, Arato M, Shrivastava R. Pituitary-adrenocortical hyperfunction and intolerance to fluvoxamine, a selective serotonin uptake inhibitor. *Am J Psychiatry*. 1986 Jan;143(1):88-90.
Source: *PubMed*

466. Brown WA, Dornseif BE, Wernicke JF. Placebo response in depression: a search for predictors. *Psychiatry Res.* 1988 Dec;26(3):259-64. Source: *PubMed*
467. Brown WA, Harrison W. Are patients who are intolerant to one SSRI intolerant to another? *Psychopharmacol Bull.* 1992;28(3):253-6. Source: *PubMed*
468. Brown WA, Harrison W. Are patients who are intolerant to one serotonin selective reuptake inhibitor intolerant to another? *J Clin Psychiatry.* 1995 Jan;56(1):30-4. Source: *PubMed*
469. Browne G, Steiner M, Roberts J, et al. Sertraline and/or interpersonal psychotherapy for patients with dysthymic disorder in primary care: 6-month comparison with longitudinal 2-year follow-up of effectiveness and costs. *J Affect Disord.* 2002 Apr;68(2-3):317-30. Source: *PubMed*
470. Browne JL, Rice JL, Evans DL, et al. Triiodothyronine augmentation of the antidepressant effect of the nontricyclic antidepressant trazodone. *J Nerv Ment Dis.* 1990 Sep;178(9):598-9. Source: *PubMed*
471. Browne M, Horn E, Jones TT. The benefits of clomipramine-fluoxetine combination in obsessive compulsive disorder. *Can J Psychiatry.* 1993 May;38(4):242-3. Source: *PubMed*
472. Bruce ML, Ten Have TR, Reynolds CF, 3rd, et al. Reducing suicidal ideation and depressive symptoms in depressed older primary care patients: a randomized controlled trial. *Jama.* 2004 Mar 3;291(9):1081-91. Source: *PubMed*
473. Bruder GE, Sedoruk JP, Stewart JW, et al. Electroencephalographic alpha measures predict therapeutic response to a selective serotonin reuptake inhibitor antidepressant: pre- and post-treatment findings. *Biol Psychiatry.* 2008 Jun 15;63(12):1171-7. Source: *PubMed*
474. Bruijn JA, Moleman P, Mulder PG, et al. Comparison of 2 treatment strategies for depressed inpatients: imipramine and lithium addition or mirtazapine and lithium addition. *J Clin Psychiatry.* 1998 Dec;59(12):657-63. Source: *PubMed*
475. Bruijn JA, Moleman P, Mulder PG, et al. Depressed in-patients respond differently to imipramine and mirtazapine. *Pharmacopsychiatry.* 1999 May;32(3):87-92. Source: *PubMed*
476. Bruijn JA, Moleman P, Mulder PG, et al. Treatment of mood-congruent psychotic depression with imipramine. *J Affect Disord.* 2001 Oct;66(2-3):165-74. Source: *PubMed*
477. Bruijn JA, Moleman P, Mulder PG, et al. A double-blind, fixed blood-level study comparing mirtazapine with imipramine in depressed in-patients. *Psychopharmacology (Berl).* 1996 Oct;127(3):231-7. Source: *PubMed*
478. Brunnauer A, Laux G, David I, et al. The impact of reboxetine and mirtazapine on driving simulator performance and psychomotor function in depressed patients. *J Clin Psychiatry.* 2008 Dec;69(12):1880-6. Source: *PubMed*
479. Brunswick DJ, Amsterdam JD, Fawcett J, et al. Fluoxetine and norfluoxetine plasma concentrations during relapse-prevention treatment. *J Affect Disord.* 2002 Apr;68(2-3):243-9. Source: *PubMed*
480. Brunton S, Wang F, Edwards SB, et al. Profile of adverse events with duloxetine treatment: A pooled analysis of placebo-controlled studies. *Drug Safety.* 2010;33(5):393-407. Source: *EMBASE*
481. Bryan C, Songer T, Brooks MM, et al. The impact of diabetes on depression treatment outcomes. *General Hospital Psychiatry.* 2010;32(1):33-41. Source: *EMBASE*

482. Bryan C, Songer T, Brooks MM, et al. Do Depressed Patients With Diabetes Experience More Side Effects When Treated With Citalopram Than Their Counterparts Without Diabetes? A STAR*D Study. *Prim Care Companion J Clin Psychiatry*. 2009;11(5):186-96.
Source: *PubMed*
483. Bryan CJ, Songer TJ, Brooks MM, et al. A comparison of baseline sociodemographic and clinical characteristics between major depressive disorder patients with and without diabetes: a STAR*D report. *J Affect Disord*. 2008 May;108(1-2):113-20.
Source: *PubMed*
484. Bryant SG, Hokanson JA, Brown CS. A drug utilization review of prescribing patterns for trazodone versus amitriptyline. *J Clin Psychiatry*. 1990 Sep;51 Suppl:27-9.
Source: *PubMed*
485. Brymer C, Winograd CH. Fluoxetine in elderly patients: is there cause for concern? *J Am Geriatr Soc*. 1992 Sep;40(9):902-5.
Source: *PubMed*
486. Buchholtz-Hansen PE, Wang AG, Kragh-Sorensen P. Mortality in major affective disorder: relationship to subtype of depression. The Danish University Antidepressant Group. *Acta Psychiatr Scand*. 1993 May;87(5):329-35.
Source: *PubMed*
487. Buchsbaum MS, Wu J, Siegel BV, et al. Effect of sertraline on regional metabolic rate in patients with affective disorder. *Biol Psychiatry*. 1997 Jan 1;41(1):15-22.
Source: *PubMed*
488. Buckley NA, McManus PR. Fatal toxicity of serotonergic and other antidepressant drugs: analysis of United Kingdom mortality data. *Bmj*. 2002 Dec 7;325(7376):1332-3.
Source: *PubMed*
489. Bukh JD, Jørgensen MB, Dam H, et al. Comparison of the antidepressant effects of venlafaxine and dosulepin in a naturalistic setting. *Nordic Journal of Psychiatry*. 2009 Sep;63(4):347-51.
Source: *PsycINFO*
490. Bump GM, Mulsant BH, Pollock BG, et al. Paroxetine versus nortriptyline in the continuation and maintenance treatment of depression in the elderly. *Depress Anxiety*. 2001;13(1):38-44.
Source: *PubMed*
491. Bump GM, Reynolds CF, 3rd, Smith G, et al. Accelerating response in geriatric depression: a pilot study combining sleep deprivation and paroxetine. *Depress Anxiety*. 1997;6(3):113-8.
Source: *PubMed*
492. Buni TM. Treatment of dysthymia. *J Fam Pract*. 1997 Jun;44(6):528-9.
Source: *PubMed*
493. Burke D, Fanker S. Fluoxetine and the syndrome of inappropriate secretion of antidiuretic hormone (SIADH). *Aust N Z J Psychiatry*. 1996 Apr;30(2):295-8.
Source: *PubMed*
494. Burke D, Franker S. Fluoxetine-induced SIADH: most likely in the elderly? *Aust N Z J Psychiatry*. 1996 Apr;30(2):299-301.
Source: *PubMed*
495. Burke WJ, Dewan V, Wengel SP, et al. The use of selective serotonin reuptake inhibitors for depression and psychosis complicating dementia. *Int J Geriatr Psychiatry*. 1997 May;12(5):519-25.
Source: *PubMed*
496. Burke WJ, Gergel I, Bose A. Fixed-dose trial of the single isomer SSRI escitalopram in depressed outpatients. *J Clin Psychiatry*. 2002 Apr;63(4):331-6.
Source: *PubMed*
497. Burke WJ, Hendricks SE, McArthur-Campbell D, et al. Fluoxetine and norfluoxetine serum concentrations and clinical response in weekly versus daily dosing. *Psychopharmacol Bull* 1996;32(1):27-32
Source: *PubMed*
498. Burke WJ, Hendricks SE, McArthur-Miller D, et al. Weekly dosing of fluoxetine for the continuation phase of treatment of major depression: results of a placebo-controlled, randomized clinical trial. *J Clin Psychopharmacol*. 2000 Aug;20(4):423-7.
Source: *PubMed*

499. Burke WJ, McArthur-Miller DA. Exploring treatment alternatives: weekly dosing of fluoxetine for the continuation phase of major depressive disorder. *J Clin Psychiatry*. 2001;62 Suppl 22:38-42. Source: *PubMed*
500. Burns RA, Lock T, Edwards DR, et al. Predictors of response to amine-specific antidepressants. *J Affect Disord*. 1995 Dec 13;35(3):97-106. Source: *PubMed*
501. Burns RB, Hartman EE. Update: A 75-year-old man with depression. *Jama*. 2004 Mar 10;291(10):1260. Source: *PubMed*
502. Burrai C, Bocchetta A, del Zompo M. Mania and fluvoxamine. *Am J Psychiatry*. 1991 Sep;148(9):1263-4. Source: *PubMed*
503. Burrows AB, Salzman C, Satlin A, et al. A randomized, placebo-controlled trial of paroxetine in nursing home residents with non-major depression. *Depress Anxiety*. 2002;15(3):102-10. Source: *PubMed*
504. Burrows GD, Kremer CM. Mirtazapine: clinical advantages in the treatment of depression. *J Clin Psychopharmacol*. 1997 Apr;17 Suppl 1:34S-9S. Source: *PubMed*
505. Burt VK, Wohlreich MM, Mallinckrodt CH, et al. Duloxetine for the treatment of major depressive disorder in women ages 40 to 55 years. *Psychosomatics*. 2005 Jul-Aug;46(4):345-54. Source: *PubMed*
506. Bush DE, Ziegelstein RC, Patel UV, et al. Post-myocardial infarction depression. *Evid Rep Technol Assess (Summ)*. 2005 May(123):1-8. Source: *PubMed*
507. Bushell I, Newton W. SSRI or tricyclics for depression? *J Fam Pract*. 1996 Oct;43(4):345-6. Source: *PubMed*
508. Butters MA, Becker JT, Nebes RD, et al. Changes in cognitive functioning following treatment of late-life depression. *Am J Psychiatry*. 2000 Dec;157(12):1949-54. Source: *PubMed*
509. Butters MA, Bhalla RK, Mulsant BH, et al. Executive functioning, illness course, and relapse/recurrence in continuation and maintenance treatment of late-life depression: is there a relationship? *Am J Geriatr Psychiatry*. 2004 Jul-Aug;12(4):387-94. Source: *PubMed*
510. Buisse DJ, Kupfer DJ, Cherry C, et al. Effects of prior fluoxetine treatment on EEG sleep in women with recurrent depression. *Neuropsychopharmacology*. 1999 Aug;21(2):258-67. Source: *PubMed*
511. Byerley WF, Reimherr FW, Wood DR, et al. Fluoxetine, a selective serotonin uptake inhibitor, for the treatment of outpatients with major depression. *J Clin Psychopharmacol*. 1988 Apr;8(2):112-5. Source: *PubMed*
512. Byerly MJ, Christensen RC, Evans OL. Delirium associated with a combination of sertraline, haloperidol, and benztropine. *Am J Psychiatry*. 1996 Jul;153(7):965-6. Source: *PubMed*
513. Byrne MM. Meta-analysis of early phase II studies with paroxetine in hospitalized depressed patients. *Acta Psychiatr Scand Suppl*. 1989;350:138-9. Source: *PubMed*
514. Byrne S, Rothschild AJ. Psychiatrists' responses to failure of maintenance therapy with antidepressants. *Psychiatr Serv*. 1997 Jun;48(6):835-7. Source: *PubMed*
515. Caballero J, Nahata MC. Use of selective serotonin-reuptake inhibitors in the treatment of depression in adults with HIV. *Ann Pharmacother*. 2005 Jan;39(1):141-5. Source: *PubMed*
516. Caetano D, Caetano SC. Olanzapine in the treatment of resistant depression. *Aust N Z J Psychiatry*. 2005 Jan-Feb;39(1-2):108-9. Source: *PubMed*

517. Cahill K, Stead Lindsay F, Lancaster T. Nicotine receptor partial agonists for smoking cessation. *Cochrane Database of Systematic Reviews* 2008(3):
Source: *The Cochrane Library*
518. Cain JW. Poor response to fluoxetine: underlying depression, serotonergic overstimulation, or a "therapeutic window"? *J Clin Psychiatry*. 1992 Aug;53(8):272-7.
Source: *PubMed*
519. Calabrese JR, Guelfi JD, Perdrizet-Chevallier C. Agomelatine adjunctive therapy for acute bipolar depression: Preliminary open data. *Bipolar Disorders*. 2007 Sep, 2007;9(6):628-35.
Source: *PsycINFO*
520. Calabrese JR, Londborg PD, Shelton MD, et al. Citalopram treatment of fluoxetine-intolerant depressed patients. *J Clin Psychiatry*. 2003 May;64(5):562-7.
Source: *PubMed*
521. Caley CF, Friedman JH. Does fluoxetine exacerbate Parkinson's disease? *J Clin Psychiatry*. 1992 Aug;53(8):278-82.
Source: *PubMed*
522. Caley CF, Weber SS. Paroxetine: a selective serotonin reuptake inhibiting antidepressant. *Ann Pharmacother*. 1993 Oct;27(10):1212-22.
Source: *PubMed*
523. Caliyurt O, Guducu F. Partial sleep deprivation therapy combined with sertraline induces more rapid improvements in quality of life items in major depressive disorder. *J Affect Disord*. 2005 Sep;88(1):75-8.
Source: *PubMed*
524. Caliyurt O, Guducu F. Partial sleep deprivation therapy combined with sertraline affects subjective sleep quality in major depressive disorder. *Sleep Med*. 2005 Nov;6(6):555-9.
Source: *PubMed*
525. Camacho F, Kong MC, Sheehan DV, et al. Expenditures associated with dose titration at initiation of therapy in patients with major depressive disorder: A retrospective analysis of a large managed care claims database. *P and T*. 2010;35(8):452-60+68.
Source: *EMBASE*
526. Camarasa X, Lopez-Martinez E, Duboc A, et al. Escitalopram/reboxetine combination in depressed patients with substance use disorder. *Progress in Neuro-Psychopharmacology & Biological Psychiatry*. 2005 Jan, 2005;29(1):165-8.
Source: *PsycINFO*
527. Camprubi ME, Puri BK. The treatment of refractory depression using paroxetine with lithium augmentation. *Prog Neuropsychopharmacol Biol Psychiatry*. 1995 May;19(3):515-7.
Source: *PubMed*
528. Candrian M, Farabaugh A, Pizzagalli DA, et al. Perceived stress and cognitive vulnerability mediate the effects of personality disorder comorbidity on treatment outcome in major depressive disorder: a path analysis study. *J Nerv Ment Dis*. 2007 Sep;195(9):729-37.
Source: *PubMed*
529. Candrian M, Schwartz F, Farabaugh A, et al. Personality disorders and perceived stress in major depressive disorder. *Psychiatry Res*. 2008 Aug 15;160(2):184-91.
Source: *PubMed*
530. Cankurtaran ES, Ozalp E, Soygur H, et al. Mirtazapine improves sleep and lowers anxiety and depression in cancer patients: superiority over imipramine. *Support Care Cancer*. 2008 Nov;16(11):1291-8.
Source: *PubMed*
531. Cantrell CR, Eaddy MT, Shah MB, et al. Methods for evaluating patient adherence to antidepressant therapy: a real-world comparison of adherence and economic outcomes. *Med Care*. 2006 Apr;44(4):300-3.
Source: *PubMed*
532. Cardoso EF, Fregni F, Martins Maia F, et al. rTMS treatment for depression in Parkinson's disease increases BOLD responses in the left prefrontal cortex. *Int J Neuropsychopharmacol*. 2008 Mar;11(2):173-83.
Source: *PubMed*

533. Carey PD, Warwick J, Niehaus DJ, et al. Single photon emission computed tomography (SPECT) of anxiety disorders before and after treatment with citalopram. *BMC Psychiatry*. 2004 Oct 14;4(1):30.
Source: *PubMed*
534. Carney CE, Segal ZV, Edinger JD, et al. A comparison of rates of residual insomnia symptoms following pharmacotherapy or cognitive-behavioral therapy for major depressive disorder. *Journal of Clinical Psychiatry*. 2007;68(2):254-60.
Source: *EMBASE*
535. Carney PA, Healy D, Leonard BE. A double-blind study to compare trazodone with amitriptyline in depressed patients. *Psychopathology*. 1984;17 Suppl 2:37-8.
Source: *PubMed*
536. Carney RM, Blumenthal JA, Freedland KE, et al. Depression and late mortality after myocardial infarction in the Enhancing Recovery in Coronary Heart Disease (ENRICH) study. *Psychosom Med*. 2004 Jul-Aug;66(4):466-74.
Source: *PubMed*
537. Carney RM, Freedland KE, Rubin EH, et al. Omega-3 augmentation of sertraline in treatment of depression in patients with coronary heart disease: a randomized controlled trial. *Jama* 2009;302(15):1651-7
Source: *PubMed*
538. Carney RM, Freedland KE, Stein PK, et al. Effect of omega-3 fatty acids on heart rate variability in depressed patients with coronary heart disease. *Psychosom Med*. 2010 Oct;72(8):748-54.
Source: *PubMed*
539. Carpenter LL, Jovic Z, Hall JM, et al. Mirtazapine augmentation in the treatment of refractory depression. *J Clin Psychiatry*. 1999 Jan;60(1):45-9.
Source: *PubMed*
540. Carpenter LL, Yasmin S, Price LH. A double-blind, placebo-controlled study of antidepressant augmentation with mirtazapine. *Biol Psychiatry*. 2002 Jan 15;51(2):183-8.
Source: *PubMed*
541. Carreira K, Miller MD, Frank E, et al. A controlled evaluation of monthly maintenance interpersonal psychotherapy in late-life depression with varying levels of cognitive function. *Int J Geriatr Psychiatry*. 2008 Nov;23(11):1110-3.
Source: *PubMed*
542. Carroll BJ. Sertraline and the Cheshire cat in geriatric depression. *Am J Psychiatry*. 2004 Jun;161(6):1145-6.
Source: *PubMed*
543. Carroll BJ. Sertraline and the Cheshire cat in geriatric depression (letter and reply). *Am J Psychiatry*. 2004 Apr;161(4):759; author reply -61.
Source: *PubMed*
544. Carroll BJ. Citalopram and the Curate's egg in geriatric depression. *Am J Psychiatry*. 2005 Sep;162(9):1762; author reply -3.
Source: *PubMed*
545. Carvalho LA, Gorenstein C, Moreno R, et al. Effect of antidepressants on melatonin metabolite in depressed patients. *J Psychopharmacol*. 2009 May;23(3):315-21.
Source: *PubMed*
546. Casamassima F, Huang J, Fava M, et al. Phenotypic effects of a bipolar liability gene among individuals with major depressive disorder. *American Journal of Medical Genetics, Part B: Neuropsychiatric Genetics*. 2010;153(1):303-9.
Source: *EMBASE*
547. Casciano J, Doyle J, Arikian S, et al. The health economic impact of antidepressant usage from a payer's perspective: a multinational study. *Int J Clin Pract*. 2001 Jun;55(5):292-9.
Source: *PubMed*
548. Case K, Hurwitz TD, Kim SW, et al. A case of extreme paradoxical insomnia responding selectively to electroconvulsive therapy. *J Clin Sleep Med*. 2008 Feb 15;4(1):62-3.
Source: *PubMed*
549. Casey DE. Striking a balance between safety and efficacy: experience with the SSRI sertraline. *Int Clin Psychopharmacol*. 1994 Jun;9 Suppl 3:5-12.
Source: *PubMed*

550. Cassano GB, Conti L, Massimetti G, et al. Use of a standardized documentation system (BLIPS/BDP) in the conduct of a multicenter international trial comparing fluvoxamine, imipramine, and placebo. *Psychopharmacol Bull.* 1986;22(1):52-8.
Source: *PubMed*
551. Cassano GB, Jori MC. Efficacy and safety of amisulpride 50 mg versus paroxetine 20 mg in major depression: a randomized, double-blind, parallel group study. *Int Clin Psychopharmacol.* 2002 Jan;17(1):27-32.
Source: *PubMed*
552. Cassano GB, Puca F, Scapicchio PL, et al. Paroxetine and fluoxetine effects on mood and cognitive functions in depressed nondemented elderly patients. *J Clin Psychiatry.* 2002 May;63(5):396-402.
Source: *PubMed*
553. Cassano P, Soares CN, Cohen LS, et al. Sex- and age-related differences in major depressive disorder with comorbid anxiety treated with fluoxetine. *Arch Women Ment Health.* 2004 Jul;7(3):167-71.
Source: *PubMed*
554. Cassano P, Soares CN, Cusin C, et al. Antidepressant response and well-being in pre-, peri- and postmenopausal women with major depressive disorder treated with fluoxetine. *Psychother Psychosom.* 2005;74(6):362-5.
Source: *PubMed*
555. Castells X, Casas M, Pérez-Mañá C, et al. Efficacy of Psychostimulant Drugs for Cocaine Dependence. *Cochrane Database of Systematic Reviews* 2010(2):
Source: *The Cochrane Library*
556. Catalano G, Kanfer SN, Catalano MC, et al. The role of sertraline in a patient with recurrent hyponatremia. *Gen Hosp Psychiatry.* 1996 Jul;18(4):278-83.
Source: *PubMed*
557. Catalano MC, Catalano G, Kanfer SN, et al. The effect of sertraline on routine blood chemistry values. *Clin Neuropharmacol.* 2000 Sep-Oct;23(5):267-70.
Source: *PubMed*
558. Centorrino F, Cincotta SL, Talamo A, et al. Hospital use of antipsychotic drugs: polytherapy. *Comprehensive Psychiatry.* 2008;49(1):65-9.
Source: *EMBASE*
559. Cervera-Enguix S, Baca-Baldomero E, Garcia-Calvo C, et al. Depression in primary care: effectiveness of venlafaxine extended-release in elderly patients; Observational study. *Arch Gerontol Geriatr.* 2004 May-Jun;38(3):271-80.
Source: *PubMed*
560. Ceschin L, Giannunzio V, Favaro A, et al. Pica in an eating disordered woman with multiple sclerosis: Impulse dyscontrol, compulsive symptom or self-medication attempt? *Eating and Weight Disorders.* 2010;15(1-2):e116-e8.
Source: *EMBASE*
561. Chan AN, Gunja N, Ryan CJ. A Comparison of Venlafaxine and SSRIs in Deliberate Self-poisoning. *Journal of Medical Toxicology.* 2010;6(2):116-21.
Source: *EMBASE*
562. Chandler GM, Iosifescu DV, Pollack MH, et al. Validation of the massachusetts general hospital Antidepressant Treatment History Questionnaire (ATRQ). *CNS Neuroscience and Therapeutics.* 2010;16(5):322-5.
Source: *EMBASE*
563. Chang CC, Shiah IS, Chang HA, et al. Does domperidone potentiate mirtazapine-associated restless legs syndrome? *Prog Neuropsychopharmacol Biol Psychiatry.* 2006 Mar;30(2):316-8.
Source: *PubMed*
564. Chang TT, Leng CH, Wu JY, et al. Lower side effects of milnacipran than paroxetine in the treatment of major depression disorder among Han Chinese in Taiwan. *Chin J Physiol* 2008;51(6):387-93
Source: *PubMed*
565. Chapman A, Morgan LC, Gartlehner G. Semi-automating the manual literature search for systematic reviews increases efficiency. *Health Information & Libraries Journal.* 2009;27(1):22-7.
Source: *Handsearch*

566. Chaudhari K, Khanzode S, Dakhale G, et al. Clinical correlation of alteration of endogenous antioxidant-uric acid level in major depressive disorder. *Indian Journal of Clinical Biochemistry*. 2010;25(1):77-81. Source: *EMBASE*
567. Chaudron LH, Schoenecker CJ. Bupropion and breastfeeding: a case of a possible infant seizure. *J Clin Psychiatry*. 2004 Jun;65(6):881-2. Source: *PubMed*
568. Chelben J, Strous RD, Lustig M, et al. Remission of SSRI-induced akathisia after switch to nefazodone. *J Clin Psychiatry*. 2001 Jul;62(7):570-1. Source: *PubMed*
569. Chen CY, Tzeng NS, Chen YC. Maintenance therapy of celecoxib for major depression with mimicking neuropsychological dysfunction. *General Hospital Psychiatry*. 2010;32(6):647.e7-.e9. Source: *EMBASE*
570. Chen F, Larsen MB, Sánchez C, et al. The S-enantiomer of R,S-citalopram, increases inhibitor binding to the human serotonin transporter by an allosteric mechanism. Comparison with other serotonin transporter inhibitors. *European Neuropsychopharmacology*. 2005;15(2):193-8. Source: *Scopus*
571. Chen PY, Lin PY, Tien SC, et al. Duloxetine-related tardive dystonia and tardive dyskinesia: A case report. *General Hospital Psychiatry*. 2010;32(6):646.e9-.e11. Source: *EMBASE*
572. Chen R, Lopes J. Hyperglycaemia secondary to mirtazapine therapy in a 37-year-old man. *Australian and New Zealand Journal of Psychiatry*. 2008 Nov, 2008;42(11):990-1. Source: *PsycINFO*
573. Chen SY, Hansen RA, Farley JF, et al. Follow-up visits by provider specialty for patients with major depressive disorder initiating antidepressant treatment. *Psychiatric Services*. 2010;61(1):81-5. Source: *EMBASE*
574. Chen Y, Guo JJ, Li H, et al. Risk of cerebrovascular events associated with antidepressant use in patients with depression: A population-based, nested case-control study. *Annals of Pharmacotherapy* 2008;42(2):177-84 Source: *Handsearch*
575. Chen YC, Lin WW, Chen YJ, et al. Antidepressant effects on insulin sensitivity and proinflammatory cytokines in the depressed males. *Mediators of Inflammation*. 2010;2010. Source: *EMBASE*
576. Chen YC, Shen YC, Hung YJ, et al. Comparisons of glucose-insulin homeostasis following maprotiline and fluoxetine treatment in depressed males. *J Affect Disord*. 2007 Nov;103(1-3):257-61. Source: *PubMed*
577. Chengappa KN, Kambhampati RK, Perkins K, et al. Bupropion sustained release as a smoking cessation treatment in remitted depressed patients maintained on treatment with selective serotonin reuptake inhibitor antidepressants. *J Clin Psychiatry*. 2001 Jul;62(7):503-8. Source: *PubMed*
578. Chengappa KNR, Turkin SR, Schlicht PJ, et al. A Pilot, 15-month, randomised effectiveness trial of Risperidone long-acting injection (RLAI) versus oral atypical antipsychotic agents (AAP) in persons with bipolar disorder. *Acta Neuropsychiatrica*. 2010;22(2):68-80. Source: *EMBASE*
579. Cheung A, Kusumakar V, Kutcher S, et al. Maintenance study for adolescent depression. *J Child Adolesc Psychopharmacol*. 2008 Aug;18(4):389-94. Source: *PubMed*
580. Chi MH, Chang HH, Lee SY, et al. Brain derived neurotrophic factor gene polymorphism (Val66Met) and short-term antidepressant response in major depressive disorder. *Journal of affective disorders*. 2010;126(3):430-5. Source: *EMBASE*

581. Chien AJ, Dunner DL. The Tridimensional Personality Questionnaire in depression: state versus trait issues. *J Psychiatr Res.* 1996 Jan-Feb;30(1):21-7.
Source: *PubMed*
582. Chiesa A, di Nasso E, Mencacci C, et al. Impact of axis I comorbidity interaction on duloxetine outcome in major depression. *Clinical Neuropsychiatry.* 2010;7(4):156-63.
Source: *EMBASE*
583. Childs PA, Rodin I, Martin NJ, et al. Effect of fluoxetine on melatonin in patients with seasonal affective disorder and matched controls. *Br J Psychiatry.* 1995 Feb;166(2):196-8.
Source: *PubMed*
584. Chisolm MS, Brigham EP, Tuten M, et al. The relationship between antidepressant use and smoking cessation in pregnant women in treatment for substance abuse. *American Journal of Drug and Alcohol Abuse.* 2010;36(1):46-51.
Source: *EMBASE*
585. Choi KH, Kyong YY, Lee K-U. Two cases of severe bupropion overdose. *Clinical Psychopharmacology and Neuroscience.* 2010;8(1):49-52.
Source: *PsycINFO*
586. Chokka P, Legault M. Escitalopram in the treatment of major depressive disorder in primary-care settings: an open-label trial. *Depress Anxiety.* 2008;25(12):E173-81.
Source: *PubMed*
587. Chollet CA, Andreatini R. Effect of bupropion on sexual dysfunction induced by fluoxetine: a case report of hypersexuality. *J Clin Psychiatry.* 2003 Oct;64(10):1268-9.
Source: *PubMed*
588. Chouinard G. Bupropion and amitriptyline in the treatment of depressed patients. *J Clin Psychiatry.* 1983 May;44(5 Pt 2):121-9.
Source: *PubMed*
589. Chouinard G. A double-blind controlled clinical trial of fluoxetine and amitriptyline in the treatment of outpatients with major depressive disorder. *J Clin Psychiatry.* 1985 Mar;46(3 Pt 2):32-7.
Source: *PubMed*
590. Chouinard G, Saxena B, Belanger MC, et al. A Canadian multicenter, double-blind study of paroxetine and fluoxetine in major depressive disorder. *J Affect Disord.* 1999 Jul;54(1-2):39-48.
Source: *PubMed*
591. Chrapko W, Jurasz P, Radomski MW, et al. Alteration of decreased plasma NO metabolites and platelet NO synthase activity by paroxetine in depressed patients. *Neuropsychopharmacology.* 2006 Jun;31(6):1286-93.
Source: *PubMed*
592. Christensen P, Thomsen HY, Pedersen OL, et al. Orthostatic side effects of clomipramine and citalopram during treatment for depression. *Psychopharmacology (Berl).* 1985;86(4):383-5.
Source: *PubMed*
593. Christensen RC. Adverse interaction of paroxetine and cyproheptadine. *J Clin Psychiatry.* 1995 Sep;56(9):433-4.
Source: *PubMed*
594. Christensen RC, Byerly MJ. Mandibular dystonia associated with the combination of sertraline and metoclopramide. *J Clin Psychiatry.* 1996 Dec;57(12):596.
Source: *PubMed*
595. Christenson GA, MacKenzie TB, Mitchell JE. Adult men and women with trichotillomania. A comparison of male and female characteristics. *Psychosomatics.* 1994 Mar-Apr;35(2):142-9.
Source: *PubMed*
596. Christiansen PE, Behnke K, Black CH, et al. Paroxetine and amitriptyline in the treatment of depression in general practice. *Acta Psychiatr Scand.* 1996 Mar;93(3):158-63.
Source: *PubMed*
597. Christodoulou C, Papadopoulou A, Rizos E, et al. Extrapiramidal side effects and suicidal ideation under fluoxetine treatment: A case report. *Annals of General Psychiatry.* 2010;9.
Source: *PsycINFO*

598. Chuang YF, Chiu YL, Hwang TJ, et al. Delirium and multiple electrolyte abnormalities associated with high dose paroxetine exposure. *Psychiatry Clin Neurosci*. 2006 Oct;60(5):642-3. Source: *PubMed*
599. Cía AH, Brizuela JA, Cascardo E, et al. Clonazepam and milnacipran in the treatment of patients with panic disorder and comorbid major depression. *Primary Care & Community Psychiatry*. 2006 2006;11(2):51-6. Source: *PsycINFO*
600. Cipriani A, Barbui C, Brambilla P, et al. Are all antidepressants really the same? The case of fluoxetine: a systematic review. *J Clin Psychiatry*. 2006;67(6):850-64. Source: *Handsearch*
601. Cipriani A, Barbui C, Geddes JR. Suicide, depression, and antidepressants. *British Medical Journal*. 2005;330(7488):373-4. Source: *Scopus*
602. Cipriani A, Boso M, Barbui C. Clozapine combined with different antipsychotic drugs for treatment resistant schizophrenia. *Cochrane Database of Systematic Reviews* 2009(3): Source: *The Cochrane Library*
603. Cipriani A, Brambilla P, Furukawa Toshi A, et al. Fluoxetine versus other types of pharmacotherapy for depression. *Cochrane Database of Systematic Reviews* 2005(4): Source: *The Cochrane Library*
604. Cipriani A, Furukawa TA, Geddes JR, et al. Does randomized evidence support sertraline as first-line antidepressant for adults with acute major depression? A systematic review and meta-analysis. *J Clin Psychiatry* 2008;69(11):1732-42 Source: *PubMed*
605. Cipriani A, Furukawa TA, Salanti G, et al. Comparative efficacy and acceptability of 12 new-generation antidepressants: a multiple-treatments meta-analysis. *Lancet* 2009;373(9665):746-58 Source: *PubMed*
606. Cipriani A, La Ferla T, Furukawa TA, et al. Sertraline versus other antidepressive agents for depression. *Cochrane Database Syst Rev* 2010(4):CD006117 Source: *PubMed*
607. Cipriani A, Pontarollo F, Signoretti A, et al. Escitalopram versus other anti-depressive agents for depression. *Cochrane Database of Systematic Reviews* 2007(2): Source: *Scopus*
608. Cipriani A, Rendell Jennifer M, Geddes J. Haloperidol alone or in combination for acute mania. *Cochrane Database of Systematic Reviews* 2006(3): Source: *The Cochrane Library*
609. Cipriani A, Santilli C, Furukawa Toshi A, et al. Escitalopram versus other antidepressive agents for depression. *Cochrane Database of Systematic Reviews* 2009(2): Source: *The Cochrane Library*
610. Ciraulo DA, Knapp C, Rotrosen J, et al. Nefazodone treatment of cocaine dependence with comorbid depressive symptoms. *Addiction*. 2005 Mar;100 Suppl 1:23-31. Source: *PubMed*
611. Claassen CA, Trivedi MH, Rush AJ, et al. Clinical differences among depressed patients with and without a history of suicide attempts: findings from the STAR*D trial. *J Affect Disord*. 2007 Jan;97(1-3):77-84. Source: *PubMed*
612. Claghorn J. A double-blind comparison of paroxetine and placebo in the treatment of depressed outpatients. *Int Clin Psychopharmacol*. 1992 Jun;6 Suppl 4:25-30. Source: *PubMed*
613. Claghorn JL. The safety and efficacy of paroxetine compared with placebo in a double-blind trial of depressed outpatients. *J Clin Psychiatry*. 1992 Feb;53 Suppl:33-5. Source: *PubMed*
614. Claghorn JL, Earl CQ, Walczak DD, et al. Fluvoxamine maleate in the treatment of depression: a single-center, double-blind, placebo-controlled comparison with imipramine in outpatients. *J Clin Psychopharmacol*. 1996 Apr;16(2):113-20. Source: *PubMed*

615. Claghorn JL, Feighner JP. A double-blind comparison of paroxetine with imipramine in the long-term treatment of depression. *J Clin Psychopharmacol*. 1993 Dec;13(6 Suppl 2):23S-7S.
Source: *PubMed*
616. Claghorn JL, Johnstone EE, Studebaker SL, et al. The effectiveness of 6-azamianserin (Org 3770) in depressed outpatients. *Psychopharmacol Bull*. 1987;23(1):160-1.
Source: *PubMed*
617. Claghorn JL, Kiev A, Rickels K, et al. Paroxetine versus placebo: a double-blind comparison in depressed patients. *J Clin Psychiatry*. 1992 Dec;53(12):434-8.
Source: *PubMed*
618. Claghorn JL, Lesem MD. A double-blind placebo-controlled study of Org 3770 in depressed outpatients. *J Affect Disord*. 1995 Jun 8;34(3):165-71.
Source: *PubMed*
619. Clark DB, Andrus MR, Byrd DC. Drug interactions between linezolid and selective serotonin reuptake inhibitors: case report involving sertraline and review of the literature. *Pharmacotherapy*. 2006 Feb;26(2):269-76.
Source: *PubMed*
620. Claxton A, de Klerk E, Parry M, et al. Patient compliance to a new enteric-coated weekly formulation of fluoxetine during continuation treatment of major depressive disorder. *J Clin Psychiatry*. 2000 Dec;61(12):928-32.
Source: *PubMed*
621. Clayton A, Kornstein S, Prakash A, et al. Changes in sexual functioning associated with duloxetine, escitalopram, and placebo in the treatment of patients with major depressive disorder. *J Sex Med*. 2007 Jul;4(4 Pt 1):917-29.
Source: *PubMed*
622. Clayton AH, Croft HA, Horrigan JP, et al. Bupropion extended release compared with escitalopram: effects on sexual functioning and antidepressant efficacy in 2 randomized, double-blind, placebo-controlled studies. *J Clin Psychiatry*. 2006 May;67(5):736-46.
Source: *PubMed*
623. Clayton AH, Kornstein SG, Rosas G, et al. An integrated analysis of the safety and tolerability of desvenlafaxine compared with placebo in the treatment of major depressive disorder. *CNS Spectr* 2009;14(4):183-95
Source: *PubMed*
624. Clayton AH, McGarvey EL, Abouesh AI, et al. Substitution of an SSRI with bupropion sustained release following SSRI-induced sexual dysfunction. *J Clin Psychiatry*. 2001 Mar;62(3):185-90.
Source: *PubMed*
625. Clayton AH, Pradko JF, Croft HA, et al. Prevalence of sexual dysfunction among newer antidepressants. *J Clin Psychiatry*. 2002 Apr;63(4):357-66.
Source: *PubMed*
626. Clayton AH, Stewart RS, Fayyad R, et al. Sex differences in clinical presentation and response in panic disorder: pooled data from sertraline treatment studies. *Arch Women Ment Health*. 2005 Nov 15.
Source: *PubMed*
627. Clayton AH, Warnock JK, Kornstein SG, et al. A placebo-controlled trial of bupropion SR as an antidote for selective serotonin reuptake inhibitor-induced sexual dysfunction. *J Clin Psychiatry*. 2004 Jan;65(1):62-7.
Source: *PubMed*
628. Clayton AH, Zajecka J, Ferguson JM, et al. Lack of sexual dysfunction with the selective noradrenaline reuptake inhibitor reboxetine during treatment for major depressive disorder. *Int Clin Psychopharmacol*. 2003 May;18(3):151-6.
Source: *PubMed*
629. Clerc G. Antidepressant efficacy and tolerability of milnacipran, a dual serotonin and noradrenaline reuptake inhibitor: a comparison with fluvoxamine. *Int Clin Psychopharmacol*. 2001 May;16(3):145-51.
Source: *PubMed*
630. Clerc GE, Ruimy P, Verdeau-Palles J. A double-blind comparison of venlafaxine and fluoxetine in patients hospitalized for major depression and melancholia. The Venlafaxine French Inpatient Study Group. *Int Clin Psychopharmacol*. 1994 Sep;9(3):139-43.
Source: *PubMed*

631. Coccaro EF, Siever LJ. Second generation antidepressants: a comparative review. *J Clin Pharmacol*. 1985 May-Jun;25(4):241-60. Source: *PubMed*
632. Cohen BJ, Mahelsky M, Adler L. More cases of SIADH with fluoxetine. *Am J Psychiatry*. 1990 Jul;147(7):948-9. Source: *PubMed*
633. Cohen LS, Altshuler LL, Harlow BL, et al. Relapse of major depression during pregnancy in women who maintain or discontinue antidepressant treatment: Commentary. *Obstetrical and Gynecological Survey*. 2006;61(6):368-70. Source: *EMBASE*
634. Cohen LS, Viguera AC, Bouffard SM, et al. Venlafaxine in the treatment of postpartum depression. *J Clin Psychiatry*. 2001 Aug;62(8):592-6. Source: *PubMed*
635. Cohen RB, Brunoni AR, Boggio PS, et al. Clinical predictors associated with duration of repetitive transcranial magnetic stimulation treatment for remission in bipolar depression: A naturalistic study. *Journal of Nervous and Mental Disease*. 2010;198(9):679-81. Source: *EMBASE*
636. Cohn CK, Robinson DS, Roberts DL, et al. Responders to antidepressant drug treatment: a study comparing nefazodone, imipramine, and placebo in patients with major depression. *J Clin Psychiatry*. 1996;57 Suppl 2:15-8. Source: *PubMed*
637. Cohn CK, Shrivastava R, Mendels J, et al. Double-blind, multicenter comparison of sertraline and amitriptyline in elderly depressed patients. *J Clin Psychiatry*. 1990 Dec;51 Suppl B:28-33. Source: *PubMed*
638. Cohn JB, Crowder JE, Wilcox CS, et al. A placebo- and imipramine-controlled study of paroxetine. *Psychopharmacol Bull*. 1990;26(2):185-9. Source: *PubMed*
639. Cohn JB, Wilcox C. A comparison of fluoxetine, imipramine, and placebo in patients with major depressive disorder. *J Clin Psychiatry*. 1985 Mar;46(3 Pt 2):26-31. Source: *PubMed*
640. Cohn JB, Wilcox CS. Paroxetine in major depression: a double-blind trial with imipramine and placebo. *J Clin Psychiatry*. 1992 Feb;53 Suppl:52-6. Source: *PubMed*
641. Coleman CC, Cunningham LA, Foster VJ, et al. Sexual dysfunction associated with the treatment of depression: a placebo-controlled comparison of bupropion sustained release and sertraline treatment. *Ann Clin Psychiatry*. 1999 Dec;11(4):205-15. Source: *PubMed*
642. Coleman CC, King BR, Bolden-Watson C, et al. A placebo-controlled comparison of the effects on sexual functioning of bupropion sustained release and fluoxetine. *Clin Ther*. 2001 Jul;23(7):1040-58. Source: *PubMed*
643. Colla M, Kronenberg G, Deuschle M, et al. Hippocampal volume reduction and HPA-system activity in major depression. *J Psychiatr Res*. 2007 Oct;41(7):553-60. Source: *PubMed*
644. Colonna L, Andersen HF, Reines EH. A randomized, double-blind, 24-week study of escitalopram (10 mg/day) versus citalopram (20 mg/day) in primary care patients with major depressive disorder. *Curr Med Res Opin*. 2005 Oct;21(10):1659-68. Source: *PubMed*
645. Como PG, Rubin AJ, O'Brien CF, et al. A controlled trial of fluoxetine in nondepressed patients with Huntington's disease. *Mov Disord*. 1997 May;12(3):397-401. Source: *PubMed*
646. Conca A, al-Dubai Z, Konig P, et al. Combining nefazodone and midazolam during ECT. *Eur Psychiatry*. 1999 Oct;14(6):360-2. Source: *PubMed*

647. Conus P, Bondolfi G, Eap CB, et al. Pharmacokinetic fluvoxamine-clomipramine interaction with favorable therapeutic consequences in therapy-resistant depressive patient. *Pharmacopsychiatry*. 1996 May;29(3):108-10.
Source: *PubMed*
648. Coogan PF, Palmer JR, Strom BL, et al. Use of selective serotonin reuptake inhibitors and the risk of breast cancer. *Am J Epidemiol* 2005;162(9):835-8
Source: *PubMed*
649. Cook IA, Balasubramani GK, Eng H, et al. Electronic source materials in clinical research: acceptability and validity of symptom self-rating in major depressive disorder. *J Psychiatr Res*. 2007 Nov;41(9):737-43.
Source: *PubMed*
650. Cook IA, Leuchter AF. Prefrontal changes and treatment response prediction in depression. *Semin Clin Neuropsychiatry*. 2001 Apr;6(2):113-20.
Source: *PubMed*
651. Cook IA, Leuchter AF, Morgan M, et al. Early changes in prefrontal activity characterize clinical responders to antidepressants. *Neuropsychopharmacology*. 2002 Jul;27(1):120-31.
Source: *PubMed*
652. Cook IA, Leuchter AF, Witte E, et al. Neurophysiologic predictors of treatment response to fluoxetine in major depression. *Psychiatry Res*. 1999 Mar 22;85(3):263-73.
Source: *PubMed*
653. Cookson J, Gilaberte I, Desai D, et al. Treatment benefits of duloxetine in major depressive disorder as assessed by number needed to treat. *Int Clin Psychopharmacol*. 2006 Sep;21(5):267-73.
Source: *PubMed*
654. Cooper GL. The safety of fluoxetine--an update. *Br J Psychiatry Suppl*. 1988 Sep(3):77-86.
Source: *PubMed*
655. Cooper-Kazaz R, Apter JT, Cohen R, et al. Combined treatment with sertraline and liothyronine in major depression: a randomized, double-blind, placebo-controlled trial. *Arch Gen Psychiatry*. 2007 Jun;64(6):679-88.
Source: *PubMed*
656. Coplan JD, Gorman JM. Detectable levels of fluoxetine metabolites after discontinuation: an unexpected serotonin syndrome. *Am J Psychiatry*. 1993 May;150(5):837.
Source: *PubMed*
657. Copp JE, Schwiderski UE, Robinson DS. Symptom comorbidity in anxiety and depressive disorders. *J Clin Psychopharmacol*. 1990 Jun;10(3 Suppl):52S-60S.
Source: *PubMed*
658. Coppen A, Bailey J. Enhancement of the antidepressant action of fluoxetine by folic acid: a randomised, placebo controlled trial. *J Affect Disord*. 2000 Nov;60(2):121-30.
Source: *PubMed*
659. Corcoran C, Wong ML, O'Keane V. Bupropion in the management of apathy. *J Psychopharmacol*. 2004 Mar;18(1):133-5.
Source: *PubMed*
660. Cornelius JR, Bukstein OG, Douaihy AB, et al. Double-blind fluoxetine trial in comorbid MDD-CUD youth and young adults. *Drug and alcohol dependence*. 2010;112(1-2):39-45.
Source: *EMBASE*
661. Cornelius JR, Bukstein OG, Salloum IM, et al. Fluoxetine in depressed AUD adolescents: a 1-year follow-up evaluation. *J Child Adolesc Psychopharmacol*. 2004 Spring;14(1):33-8.
Source: *PubMed*
662. Cornelius JR, Bukstein OG, Wood DS, et al. Double-blind placebo-controlled trial of fluoxetine in adolescents with comorbid major depression and an alcohol use disorder. *Addictive Behaviors*. 2009;34(10):905-9.
Source: *Handsearch*

663. Cornelius JR, Chung T, Martin C, et al. Cannabis withdrawal is common among treatment-seeking adolescents with cannabis dependence and major depression, and is associated with rapid relapse to dependence. *Addict Behav.* 2008 Nov;33(11):1500-5. Source: *PubMed*
664. Cornelius JR, Perkins KA, Salloum IM, et al. Fluoxetine versus placebo to decrease the smoking of depressed alcoholic patients. *J Clin Psychopharmacol.* 1999 Apr;19(2):183-4. Source: *PubMed*
665. Cornelius JR, Salloum IM, Cornelius MD, et al. Fluoxetine trial in suicidal depressed alcoholics. *Psychopharmacol Bull.* 1993;29(2):195-9. Source: *PubMed*
666. Cornelius JR, Salloum IM, Ehler JG, et al. Double-blind fluoxetine in depressed alcoholic smokers. *Psychopharmacol Bull.* 1997;33(1):165-70. Source: *PubMed*
667. Cornelius JR, Salloum IM, Ehler JG, et al. Fluoxetine in depressed alcoholics. A double-blind, placebo-controlled trial. *Arch Gen Psychiatry.* 1997 Aug;54(8):700-5. Source: *PubMed*
668. Cornelius JR, Salloum IM, Haskett RF, et al. Fluoxetine versus placebo in depressed alcoholics: a 1-year follow-up study. *Addict Behav.* 2000 Mar-Apr;25(2):307-10. Source: *PubMed*
669. Cornelius JR, Salloum IM, Haskett RF, et al. Fluoxetine versus placebo for the marijuana use of depressed alcoholics. *Addict Behav.* 1999 Jan-Feb;24(1):111-4. Source: *PubMed*
670. Cornelius JR, Salloum IM, Lynch K, et al. Treating the substance-abusing suicidal patient. *Ann N Y Acad Sci.* 2001 Apr;932:78-90; discussion 1-3. Source: *PubMed*
671. Cornelius JR, Salloum IM, Thase ME, et al. Fluoxetine versus placebo in depressed alcoholic cocaine abusers. *Psychopharmacol Bull.* 1998;34(1):117-21. Source: *PubMed*
672. Cornelius JR, Soloff PH, Perel JM, et al. A preliminary trial of fluoxetine in refractory borderline patients. *J Clin Psychopharmacol.* 1991 Apr;11(2):116-20. Source: *PubMed*
673. Corrigan MH, Denahan AQ, Wright CE, et al. Comparison of pramipexole, fluoxetine, and placebo in patients with major depression. *Depress Anxiety.* 2000;11(2):58-65. Source: *PubMed*
674. Corruble E, Goldberger C, Spann M. Relationship between TSH levels in the normal range and short-term duloxetine efficacy. *J Affect Disord.* 2010 Jun;123(1-3):312-6. Source: *PubMed*
675. Corya SA, Andersen SW, Detke HC, et al. Long-term antidepressant efficacy and safety of olanzapine/fluoxetine combination: a 76-week open-label study. *J Clin Psychiatry.* 2003 Nov;64(11):1349-56. Source: *PubMed*
676. Corya SA, Perlis RH, Keck PE, Jr., et al. A 24-week open-label extension study of olanzapine-fluoxetine combination and olanzapine monotherapy in the treatment of bipolar depression. *J Clin Psychiatry.* 2006 May;67(5):798-806. Source: *PubMed*
677. Corya SA, Williamson D, Sanger TM, et al. A randomized, double-blind comparison of olanzapine/fluoxetine combination, olanzapine, fluoxetine, and venlafaxine in treatment-resistant depression. *Depress Anxiety* 2006;23(6):364-72. Source: *PubMed*
678. Costa e Silva J. Randomized, double-blind comparison of venlafaxine and fluoxetine in outpatients with major depression. *J Clin Psychiatry.* 1998 Jul;59(7):352-7. Source: *PubMed*
679. Cottraux J, Mollard E, Bouvard M, et al. Exposure therapy, fluvoxamine, or combination treatment in obsessive-compulsive disorder: one-year followup. *Psychiatry Res.* 1993 Oct;49(1):63-75. Source: *PubMed*

680. Court A, Mulder C, Kerr M, et al. Investigating the effectiveness, safety and tolerability of quetiapine in the treatment of anorexia nervosa in young people: A pilot study. *Journal of psychiatric research*. 2010;44(15):1027-34.
Source: *EMBASE*
681. Covey LS, Glassman AH, Stetner F, et al. A randomized trial of sertraline as a cessation aid for smokers with a history of major depression. *Am J Psychiatry*. 2002 Oct;159(10):1731-7.
Source: *PubMed*
682. Cowan MJ, Freedland KE, Burg MM, et al. Predictors of treatment response for depression and inadequate social support--the ENRICH randomized clinical trial. *Psychother Psychosom*. 2008;77(1):27-37.
Source: *PubMed*
683. Cowen PJ, Ogilvie AD, Gama J. Efficacy, safety and tolerability of duloxetine 60 mg once daily in major depression. *Current Medical Research and Opinion*. 2005;21(3):345-55.
Source: *Scopus*
684. Cowen PJ, Williamson DJ, McTavish SF. Effect of valine on 5-HT neurotransmission and mood. *Adv Exp Med Biol*. 1996;398:67-71.
Source: *PubMed*
685. Cox LS, Patten CA, Niaura RS, et al. Efficacy of bupropion for relapse prevention in smokers with and without a past history of major depression. *J Gen Intern Med*. 2004 Aug;19(8):828-34.
Source: *PubMed*
686. Cramer JA, Roy A, Burrell A, et al. Medication compliance and persistence: terminology and definitions. *Value Health*. 2008 Jan-Feb;11(1):44-7.
Source: *PubMed*
687. Cravello L, Caltagirone C, Spalletta G. The SNRI venlafaxine improves emotional unawareness in patients with post-stroke depression. *Hum Psychopharmacol*. 2009 Jun;24(4):331-6.
Source: *PubMed*
688. Creed F, Guthrie E, Ratcliffe J, et al. Does psychological treatment help only those patients with severe irritable bowel syndrome who also have a concurrent psychiatric disorder? *Aust N Z J Psychiatry*. 2005 Sep;39(9):807-15.
Source: *PubMed*
689. Crews JR, Potts NL, Schreiber J, et al. Hyponatremia in a patient treated with sertraline. *Am J Psychiatry*. 1993 Oct;150(10):1564.
Source: *PubMed*
690. Crockford DN, White WD. Mirtazapine for Alcohol Dependence: A Case Report. *Journal of Clinical Psychiatry*. 2005 Apr, 2005;66(4):540.
Source: *PsycINFO*
691. Croft H, Houser TL, Jamerson BD, et al. Effect on body weight of bupropion sustained-release in patients with major depression treated for 52 weeks. *Clin Ther*. 2002 Apr;24(4):662-72.
Source: *PubMed*
692. Croft H, Settle E, Jr., Houser T, et al. A placebo-controlled comparison of the antidepressant efficacy and effects on sexual functioning of sustained-release bupropion and sertraline. *Clin Ther*. 1999 Apr;21(4):643-58.
Source: *PubMed*
693. Croghan TW, Lair TJ, Engelhart L, et al. Effect of antidepressant therapy on health care utilization and costs in primary care. *Psychiatr Serv*. 1997 Nov;48(11):1420-6.
Source: *PubMed*
694. Croom KF, Perry CM, Plosker GL. Mirtazapine: A review of its use in major depression and other psychiatric disorders. *CNS Drugs*. 2009;23(5):427-52.
Source: *Scopus*
695. Croom KF, Plosker GL. Escitalopram: a pharmacoeconomic review of its use in depression. *Pharmacoeconomics*. 2003;21(16):1185-209.
Source: *PubMed*

696. Crossley NA, Bauer M. Acceleration and augmentation of antidepressants with lithium for depressive disorders: Two meta-analyses of randomized, placebo-controlled trials. *Journal of Clinical Psychiatry*. 2007 Jun; 2007;68(6):935-40.
Source: *PsycINFO*
697. Crowe D, Collins JP, Rosse RB. Thyroid hormone supplementation of fluoxetine treatment. *J Clin Psychopharmacol*. 1990 Apr;10(2):150-1.
Source: *PubMed*
698. Crown WH, Treglia M, Meneades L, et al. Long-term costs of treatment for depression: impact of drug selection and guideline adherence. *Value Health*. 2001 Jul-Aug;4(4):295-307.
Source: *PubMed*
699. Croxtall JD, Scott LJ. Olanzapine/fluoxetine: A review of its use in patients with treatment-resistant major depressive disorder. *CNS Drugs*. 2010;24(3):245-62.
Source: *EMBASE*
700. Culang ME, Sneed JR, Keilp JG, et al. Change in cognitive functioning following acute antidepressant treatment in late-life depression. *Am J Geriatr Psychiatry*. 2009 Oct;17(10):881-8.
Source: *PubMed*
701. Cullum JL, Wojciechowski AE, Pelletier G, et al. Bupropion sustained release treatment reduces fatigue in cancer patients. *Can J Psychiatry*. 2004 Feb;49(2):139-44.
Source: *PubMed*
702. Culpepper L. Generalized anxiety disorder in primary care: emerging issues in management and treatment. *J Clin Psychiatry*. 2002;63 Suppl 8:35-42.
Source: *PubMed*
703. Cunningham LA. Once-daily venlafaxine extended release (XR) and venlafaxine immediate release (IR) in outpatients with major depression. Venlafaxine XR 208 Study Group. *Ann Clin Psychiatry*. 1997 Sep;9(3):157-64.
Source: *PubMed*
704. Cunningham LA, Borison RL, Carman JS, et al. A comparison of venlafaxine, trazodone, and placebo in major depression. *J Clin Psychopharmacol*. 1994 Apr;14(2):99-106.
Source: *PubMed*
705. Curran S. Effect of paroxetine on seizure length during electroconvulsive therapy. *Acta Psychiatr Scand*. 1995 Sep;92(3):239-40.
Source: *PubMed*
706. Currier MB, Molina G, Kato M. A prospective trial of sustained-release bupropion for depression in HIV-seropositive and AIDS patients. *Psychosomatics*. 2003 Mar-Apr;44(2):120-5.
Source: *PubMed*
707. Currier MB, Molina G, Kato M. Citalopram treatment of major depressive disorder in Hispanic HIV and AIDS patients: a prospective study. *Psychosomatics*. 2004 May-Jun;45(3):210-6.
Source: *PubMed*
708. Cusin C, Fava M, Amsterdam JD, et al. Early symptomatic worsening during treatment with fluoxetine in major depressive disorder: prevalence and implications. *J Clin Psychiatry*. 2007 Jan;68(1):52-7.
Source: *PubMed*
709. Cusin C, Serretti A, Zanardi R, et al. Influence of monoamine oxidase A and serotonin receptor 2A polymorphisms in SSRI antidepressant activity. *Int J Neuropsychopharmacol*. 2002 Mar;5(1):27-35.
Source: *PubMed*
710. Cutler AJ, Montgomery SA, Feifel D, et al. Extended release quetiapine fumarate monotherapy in major depressive disorder: a placebo- and duloxetine-controlled study. *J Clin Psychiatry* 2009;70(4):526-39
Source: *PubMed*
711. Dahlberg M, Lundin K. Antidepressants and the Suicide Rate: Is There Really a Connection? Upsulla University (Sweden) Economics Department. 2005:4.
Source: *Scopus*

712. Dalack GW, Glassman AH, Rivelli S, et al. Mood, major depression, and fluoxetine response in cigarette smokers. *Am J Psychiatry*. 1995 Mar;152(3):398-403. Source: *PubMed*
713. Dalery J, Aubin V. Comparative study of paroxetine and mianserine in depression of the elderly: Efficacy, tolerance, serotonin dependence. *Encephale*. 2001;27(1):71-81. Source: *EMBASE*
714. Dalery J, Honig A. Fluvoxamine versus fluoxetine in major depressive episode: a double-blind randomised comparison. *Hum Psychopharmacol*. 2003 Jul;18(5):379-84. Source: *PubMed*
715. Dalery J, Rochat C, Peyron E, et al. Comparative study of the efficacy and the acceptability of amineptine versus fluoxetine in major depressive episodes. <ORIGINAL> ETUDE COMPARATIVE DE L'EFFICACITE ET DE L'ACCEPTABILITE DE L'AMINEPTINE ET DE LA FLUOXETINE CHEZ DES PATIENTS DEPRESSIFS MAJEURS. *Encephale*. 1992;18(3):257-62. Source: *EMBASE*
716. Dalery J, Rochat C, Peyron E, et al. The efficacy and acceptability of amineptine versus fluoxetine in major depression. *Int Clin Psychopharmacol*. 1997 Jul;12 Suppl 3:S35-8. Source: *PubMed*
717. Dam J, Ryde L, Svejso J, et al. Morning fluoxetine plus evening mianserin versus morning fluoxetine plus evening placebo in the acute treatment of major depression. *Pharmacopsychiatry*. 1998 Mar;31(2):48-54. Source: *PubMed*
718. Davidson J, Miller R, Van Wyck Fleet J, et al. A double-blind comparison of bupropion and amitriptyline in depressed inpatients. *J Clin Psychiatry*. 1983 May;44(5 Pt 2):115-7. Source: *PubMed*
719. Davidson J, Pelton S. Forms of atypical depression and their response to antidepressant drugs. *Psychiatry Res*. 1986 Feb;17(2):87-95. Source: *PubMed*
720. Davidson J, Watkins L, Owens M, et al. Effects of paroxetine and venlafaxine XR on heart rate variability in depression. *J Clin Psychopharmacol*. 2005 Oct;25(5):480-4. Source: *PubMed*
721. Davidson JR, Connor KM. Bupropion sustained release: a therapeutic overview. *J Clin Psychiatry*. 1998;59 Suppl 4:25-31. Source: *PubMed*
722. Davidson JR, Meoni P, Haudiquet V, et al. Achieving remission with venlafaxine and fluoxetine in major depression: its relationship to anxiety symptoms. *Depress Anxiety*. 2002;16(1):4-13. Source: *PubMed*
723. Davidson KW, Rieckmann N, Clemow L, et al. Enhanced depression care for patients with acute coronary syndrome and persistent depressive symptoms: Coronary psychosocial evaluation studies randomized controlled trial. *Archives of Internal Medicine*. 2010;170(7):600-8. Source: *EMBASE*
724. Davis A, Gilhooley M, Agius M, et al. Suicide risk and choice of antidepressant. *Psychiatr Danub*. 2010 Jun;22(2):358-9. Source: *PubMed*
725. Davis BA, Boulton AA, Yu PH, et al. Longitudinal effect of amitriptyline and fluoxetine treatment on plasma phenylacetic acid concentrations in depression. *Biol Psychiatry*. 1991 Sep 15;30(6):600-8. Source: *PubMed*
726. Davis L, Uezato A, Newell JM, et al. Major depression and comorbid substance use disorders. *Curr Opin Psychiatry*. 2008 Jan;21(1):14-8. Source: *PubMed*
727. Davis LL, Frazier E, Husain MM, et al. Substance use disorder comorbidity in major depressive disorder: a confirmatory analysis of the STAR*D cohort. *Am J Addict*. 2006 Jul-Aug;15(4):278-85. Source: *PubMed*

728. Davis LL, Frazier EC, Gaynes BN, et al. Are depressed outpatients with and without a family history of substance use disorder different? A baseline analysis of the STAR*D cohort. *J Clin Psychiatry*. 2007 Dec;68(12):1931-8.
Source: *PubMed*
729. Davis LL, Rush JA, Wisniewski SR, et al. Substance use disorder comorbidity in major depressive disorder: an exploratory analysis of the Sequenced Treatment Alternatives to Relieve Depression cohort. *Compr Psychiatry*. 2005 Mar-Apr;46(2):81-9.
Source: *PubMed*
730. Davis LL, Wisniewski SR, Howland RH, et al. Does comorbid substance use disorder impair recovery from major depression with SSRI treatment? An analysis of the STAR*D level one treatment outcomes. *Drug Alcohol Depend*. 2010 Mar 1;107(2-3):161-70.
Source: *PubMed*
731. Daviss WB, Perel JM, Brent DA, et al. Acute antidepressant response and plasma levels of bupropion and metabolites in a pediatric-aged sample: an exploratory study. *Ther Drug Monit*. 2006 Apr;28(2):190-8.
Source: *PubMed*
732. Davydov DM, Shapiro D, Cook IA, et al. Baroreflex mechanisms in major depression. *Progress in Neuro Psychopharmacology and Biological Psychiatry*. 2007;31(1):164-77.
Source: *EMBASE*
733. de Abajo FJ, Garcia-Rodriguez LA. Risk of upper gastrointestinal tract bleeding associated with selective serotonin reuptake inhibitors and venlafaxine therapy: interaction with nonsteroidal anti-inflammatory drugs and effect of acid-suppressing agents. *Arch Gen Psychiatry*. 2008 Jul;65(7):795-803.
Source: *PubMed*
734. de Carvalho GA, Bahls SC, Boeving A, et al. Effects of selective serotonin reuptake inhibitors on thyroid function in depressed patients with primary hypothyroidism or normal thyroid function. *Thyroid*. 2009 Jul;19(7):691-7.
Source: *PubMed*
735. de Diego-Adelino J, Portella MJ, Puigdemont D, et al. A short duration of untreated illness (DUI) improves response outcomes in first-depressive episodes. *J Affect Disord*. 2010 Jan;120(1-3):221-5.
Source: *PubMed*
736. de Dios C, Ezquiaga E. Manic switching in patients receiving duloxetine. *The American Journal of Psychiatry*. 2007 Jul;2007;164(7):1121.
Source: *PsycINFO*
737. De Fruyt J, Demyttenaere K. Quality of life measurement in antidepressant trials. Is there an added value? *Psychother Psychosom*. 2009;78(4):212-9
Source: *PubMed*
738. de Jong J, Hoogenboom B, van Troostwijk LD, et al. Interaction of olanzapine with fluvoxamine. *Psychopharmacology (Berl)*. 2001 May;155(2):219-20.
Source: *PubMed*
739. de Jonge P, Honig A, van Melle JP, et al. Nonresponse to treatment for depression following myocardial infarction: association with subsequent cardiac events. *Am J Psychiatry*. 2007 Sep;164(9):1371-8.
Source: *PubMed*
740. De Jonghe F, Dekker J, Kool S, et al. Psychotherapy and/or antidepressants with depression: A randomised study. *Tijdschrift Voor Psychiatrie*. 2002;44(4):237-48.
Source: *EMBASE*
741. de Jonghe F, Ravelli DP, Tuynman-Qua H. A randomized, double-blind study of fluoxetine and maprotiline in the treatment of major depression. *Pharmacopsychiatry*. 1991 Mar;24(2):62-7.
Source: *PubMed*
742. de Klerk E. Patient compliance with enteric-coated weekly fluoxetine during continuation treatment of major depressive disorder. *J Clin Psychiatry*. 2001;62 Suppl 22:43-7.
Source: *PubMed*
743. De Las Cuevas C, de la Rosa MA, Troyano JM, et al. Are psychotropic drugs used in pregnancy? *Pharmacoepidemiol Drug Saf*. 2007 Sep;16(9):1018-23.
Source: *PubMed*

744. De Maat S, Dekker J, Schoevers R, et al. Short psychodynamic supportive psychotherapy, antidepressants, and their combination in the treatment of major depression: A mega-analysis based on three randomized clinical trials. *Depression and Anxiety*. 2008;25(7):565-74.
Source: *EMBASE*
745. de Montigny C, Silverstone PH, Debonnel G, et al. Venlafaxine in treatment-resistant major depression: a Canadian multicenter, open-label trial. *J Clin Psychopharmacol*. 1999 Oct;19(5):401-6.
Source: *PubMed*
746. De Nayer A, Geerts S, Ruelens L, et al. Venlafaxine compared with fluoxetine in outpatients with depression and concomitant anxiety. *Int J Neuropsychopharmacol*. 2002 Jun;5(2):115-20.
Source: *PubMed*
747. de Vasconcelos Cunha UG, Lopes Rocha F, Avila de Melo R, et al. A placebo-controlled double-blind randomized study of venlafaxine in the treatment of depression in dementia. *Dement Geriatr Cogn Disord* 2007;24(1):36-41
Source: *PubMed*
748. de Wilde J, Mertens C, Overo KF, et al. Citalopram versus mianserin. A controlled, double-blind trial in depressed patients. *Acta Psychiatr Scand*. 1985 Jul;72(1):89-96.
Source: *PubMed*
749. De Wilde J, Peetermans C. Trazodone versus amitriptyline: A multicentre, double-blind trial in patients hospitalized for depression. *Acta Therapeutica*. 1987;13(5):439-53.
Source: *EMBASE*
750. De Wilde J, Spiers R, Mertens C, et al. A double-blind, comparative, multicentre study comparing paroxetine with fluoxetine in depressed patients. *Acta Psychiatr Scand*. 1993 Feb;87(2):141-5.
Source: *PubMed*
751. De Wilde JE, Doogan DP. Fluvoxamine and chlorimipramine in endogenous depression. *J Affect Disord*. 1982 Sep;4(3):249-59.
Source: *PubMed*
752. De Wilde JE, Mertens C, Wakelin JS. Clinical trials of fluvoxamine vs chlorimipramine with single and three times daily dosing. *Br J Clin Pharmacol*. 1983;15 Suppl 3:427S-31S.
Source: *PubMed*
753. Deahl M. Pharmacological treatment of depression: the role of paroxetine. *Hosp Med*. 2001 Jan;62(1):38-42.
Source: *PubMed*
754. DeBattista C, Schatzberg AF. Psychotropic dosing and monitoring guidelines. *Primary Psychiatry*. 2006;13(6):61-81.
Source: *EMBASE*
755. DeBattista C, Solvason HB, Poirier J, et al. A prospective trial of bupropion SR augmentation of partial and non-responders to serotonergic antidepressants. *J Clin Psychopharmacol*. 2003 Feb;23(1):27-30.
Source: *PubMed*
756. Debonnel G, Saint-Andre E, Hebert C, et al. Differential physiological effects of a low dose and high doses of venlafaxine in major depression. *Int J Neuropsychopharmacol*. 2007 Feb;10(1):51-61.
Source: *PubMed*
757. Debus JR, Rush AJ, Himmel C, et al. Fluoxetine versus trazodone in the treatment of outpatients with major depression. *J Clin Psychiatry*. 1988 Nov;49(11):422-6.
Source: *PubMed*
758. Deeks JJ, Dinnes J, D'Amico R, et al. Evaluating non-randomised intervention studies. *Health Technol Assess*. 2003;7(27):iii-x, 1-173.
Source: *PubMed*
759. Dekker J, Molenaar PJ, Kool S, et al. Dose-effect relations in time-limited combined psycho-pharmacological treatment for depression. *Psychol Med*. 2005 Jan;35(1):47-58.
Source: *PubMed*
760. Delaney SD. Acute dysphoria or treatment emergent mixed state. *Psychiatry*. 2008 Feb; 2008;5(2):22.
Source: *PsycINFO*

761. Delbressine LP, Vos RM. The clinical relevance of preclinical data: mirtazapine, a model compound. *J Clin Psychopharmacol*. 1997 Apr;17 Suppl 1:29S-33S. Source: *PubMed*
762. Delgado PL, Brannan SK, Mallinckrodt CH, et al. Sexual functioning assessed in 4 double-blind placebo- and paroxetine-controlled trials of duloxetine for major depressive disorder. *J Clin Psychiatry*. 2005 Jun;66(6):686-92. Source: *PubMed*
763. Delgado PL, Miller HL, Salomon RM, et al. Tryptophan-depletion challenge in depressed patients treated with desipramine or fluoxetine: implications for the role of serotonin in the mechanism of antidepressant action. *Biol Psychiatry*. 1999 Jul 15;46(2):212-20. Source: *PubMed*
764. Delgado PL, Moreno FA, Onate L, et al. Sequential catecholamine and serotonin depletion in mirtazapine-treated depressed patients. *Int J Neuropsychopharmacol*. 2002 Mar;5(1):63-6. Source: *PubMed*
765. Delini-Stula A, Bischof R. The results of the Swiss observational study of the new, fast-dissolving mirtazapine formulation in depressed patients. *International Journal of Psychiatry in Clinical Practice*. 2006 Jun, 2006;10(2):124-30. Source: *PsycINFO*
766. Delini-Stula A, Van Oers H, Van Willigenburg A, et al. Treating depression with different galenic drug formulations: Does it make a difference? The comparison of mirtazapine fast dissolving formulation (FDT) with conventional mirtazapine tablets (CT). *International Journal of Psychiatry in Clinical Practice* 2009;13(2):109-16 Source: *PsycINFO*
767. Dell'Osso B, Hadley S, Allen A, et al. Escitalopram in the treatment of impulsive-compulsive internet usage disorder: an open-label trial followed by a double-blind discontinuation phase. *J Clin Psychiatry*. 2008 Mar;69(3):452-6. Source: *PubMed*
768. Demal U, Zitterl W, Lenz G, et al. Obsessive compulsive disorder and depression--first results of a prospective study on 74 patients. *Prog Neuropsychopharmacol Biol Psychiatry*. 1996 Jul;20(5):801-13. Source: *PubMed*
769. DeMartinis NA, Yeung PP, Entsuah R, et al. A double-blind, placebo-controlled study of the efficacy and safety of desvenlafaxine succinate in the treatment of major depressive disorder. *J Clin Psychiatry* 2007;68(5):677-88 Source: *PubMed*
770. Demyttenaere K, Albert A, Mesters P, et al. What happens with adverse events during 6 months of treatment with selective serotonin reuptake inhibitors? *J Clin Psychiatry* 2005;66(7):859-63 Source: *PubMed*
771. Demyttenaere K, Andersen HF, Reines EH. Impact of escitalopram treatment on Quality of Life Enjoyment and Satisfaction Questionnaire scores in major depressive disorder and generalized anxiety disorder. *Int Clin Psychopharmacol*. 2008 Sep;23(5):276-86. Source: *PubMed*
772. Demyttenaere K, De Fruyt J, Stahl SM. The many faces of fatigue in major depressive disorder. *International Journal of Neuropsychopharmacology*. 2005;8(1):93-105. Source: *Scopus*
773. Demyttenaere K, Van Ganse E, Gregoire J, et al. Compliance in depressed patients treated with fluoxetine or amitriptyline. *Int Clin Psychopharmacol*. 1998;13(1):11-7. Source: *EMBASE*
774. den Boer JA, Bosker FJ, Meesters Y. Clinical efficacy of agomelatine in depression: the evidence. *Int Clin Psychopharmacol*. 2006 Feb;21 Suppl 1:S21-4. Source: *PubMed*
775. Den Boer JA, Westenberg HG. Effect of a serotonin and noradrenaline uptake inhibitor in panic disorder; a double-blind comparative study with fluvoxamine and maprotiline. *Int Clin Psychopharmacol*. 1988 Jan;3(1):59-74. Source: *PubMed*

776. Denko TC, Friedman ES. Augmentation strategies in STAR*D : A review. 2007;14(1):5
Source: *Handsearch*
777. Denninger JW, Papakostas GI, Mahal Y, et al. Somatic symptoms in outpatients with major depressive disorder treated with fluoxetine. *Psychosomatics*. 2006 Jul-Aug;47(4):348-52.
Source: *PubMed*
778. Denton WH, Carmody TJ, Rush AJ, et al. Dyadic discord at baseline is associated with lack of remission in the acute treatment of chronic depression. *Psychol Med*. 2010 Mar;40(3):415-24.
Source: *PubMed*
779. DeRubeis RJ, Hollon SD, Amsterdam JD, et al. Cognitive therapy vs medications in the treatment of moderate to severe depression. *Arch Gen Psychiatry*. 2005 Apr;62(4):409-16.
Source: *PubMed*
780. Deshauer D, Moher D, Fergusson D, et al. Selective serotonin reuptake inhibitors for unipolar depression: A systematic review of classic long-term randomized controlled trials. *Canadian Medical Association Journal*. 2008;178(10):1293-301.
Source: *Handsearch*
781. Deslandes AC, Moraes H, Alves H, et al. Effect of aerobic training on EEG alpha asymmetry and depressive symptoms in the elderly: A 1-year follow-up study. *Brazilian Journal of Medical and Biological Research*. 2010;43(6):585-92.
Source: *EMBASE*
782. Desmarais JE, Looper KJ. Interactions between tamoxifen and antidepressants via cytochrome P450 2D6. *J Clin Psychiatry*. 2009 Dec;70(12):1688-97.
Source: *PubMed*
783. Dessaulles A, Johnson SM, Denton WH. Emotion-focused therapy for couples in the treatment of depression: a pilot study. *American Journal of Family Therapy*. 2003;31(5):345-53.
Source: *EMBASE*
784. Detke MJ, Lu Y, Goldstein DJ, et al. Duloxetine, 60 mg once daily, for major depressive disorder: a randomized double-blind placebo-controlled trial. *J Clin Psychiatry*. 2002 Apr;63(4):308-15.
Source: *PubMed*
785. Detke MJ, Lu Y, Goldstein DJ, et al. Duloxetine 60 mg once daily dosing versus placebo in the acute treatment of major depression. *J Psychiatr Res*. 2002 Nov-Dec;36(6):383-90.
Source: *PubMed*
786. Detke MJ, Wiltse CG, Mallinckrodt CH, et al. Duloxetine in the acute and long-term treatment of major depressive disorder: a placebo- and paroxetine-controlled trial. *Eur Neuropsychopharmacol*. 2004 Dec;14(6):457-70.
Source: *PubMed*
787. Deuschle M, Angermeier T, Westphal S, et al. Venlafaxine, but not mirtazapine lowers retinol-binding protein 4 serum concentrations in nondiabetic depressed patients. *Psychotherapy and psychosomatics* 2010(2):123-5
Source: *The Cochrane Library*
788. Deuschle M, Hamann B, Meichel C, et al. Antidepressive treatment with amitriptyline and paroxetine: effects on saliva cortisol concentrations. *J Clin Psychopharmacol*. 2003 Apr;23(2):201-5.
Source: *PubMed*
789. Deuschle M, Kniest A, Niemann H, et al. Impaired declarative memory in depressed patients is slow to recover: clinical experience. *Pharmacopsychiatry*. 2004 Jul;37(4):147-51.
Source: *PubMed*
790. Deuschle M, Krumm B, Bindeballe N, et al. Open-label non-randomized versus double-blind randomized antidepressive treatment: what are the advantages of clinical decision over randomization? *Pharmacopsychiatry*. 2004 Nov;37(6):299-302.
Source: *PubMed*

791. Devanand DP, Juszczak N, Nobler MS, et al. An open treatment trial of venlafaxine for elderly patients with dysthymic disorder. *J Geriatr Psychiatry Neurol.* 2004 Dec;17(4):219-24.
Source: *PubMed*
792. Devanand DP, Kim MK, Nobler MS. Fluoxetine discontinuation in elderly dysthymic patients. *Am J Geriatr Psychiatry.* 1997 Winter;5(1):83-7.
Source: *PubMed*
793. Devanand DP, Nobler MS, Cheng J, et al. Randomized, double-blind, placebo-controlled trial of fluoxetine treatment for elderly patients with dysthymic disorder. *Am J Geriatr Psychiatry.* 2005 Jan;13(1):59-68.
Source: *PubMed*
794. Devanand DP, Pelton GH, Marston K, et al. Sertraline treatment of elderly patients with depression and cognitive impairment. *Int J Geriatr Psychiatry.* 2003 Feb;18(2):123-30.
Source: *PubMed*
795. DeVane CL, Gill HS. Clinical pharmacokinetics of fluvoxamine: applications to dosage regimen design. *J Clin Psychiatry.* 1997;58 Suppl 5:7-14.
Source: *PubMed*
796. DeVane CL, Liston HL, Markowitz JS. Clinical pharmacokinetics of sertraline. *Clin Pharmacokinet.* 2002;41(15):1247-66.
Source: *PubMed*
797. DeVane CL, Markowitz JS, Hardesty SJ, et al. Fluvoxamine-induced theophylline toxicity. *Am J Psychiatry.* 1997 Sep;154(9):1317-8.
Source: *PubMed*
798. DeVane CL, Pollock BG. Pharmacokinetic considerations of antidepressant use in the elderly. *J Clin Psychiatry.* 1999;60 Suppl 20:38-44.
Source: *PubMed*
799. Devarajan S. Interaction of fluoxetine and chloral hydrate. *Can J Psychiatry.* 1992 Oct;37(8):590-1.
Source: *PubMed*
800. DeVeough-Geiss AM, West SL, Miller WC, et al. Depression and comorbid panic in primary care patients. *J Affect Disord.* 2010 Jun;123(1-3):283-90.
Source: *PubMed*
801. Dew MA, Whyte EM, Lenze EJ, et al. Recovery from major depression in older adults receiving augmentation of antidepressant pharmacotherapy. *Am J Psychiatry.* 2007 Jun;164(6):892-9.
Source: *PubMed*
802. Dhillon S, Yang LP, Curran MP. Spotlight on bupropion in major depressive disorder. *CNS Drugs.* 2008;22(7):613-7.
Source: *PubMed*
803. D'Hondt P, Maes M, Leysen JE, et al. Binding of [3H]paroxetine to platelets of depressed patients: seasonal differences and effects of diagnostic classification. *J Affect Disord.* 1994 Sep;32(1):27-35.
Source: *PubMed*
804. Diaz A, Fouilloux C, Ortiz S. Open trial study of a combined antidepressant (amitriptyline, perphenazine, diazepam) versus fluoxetine or imipramine in ambulatory depressed patients. *Proc West Pharmacol Soc.* 2002;45:154-5.
Source: *PubMed*
805. Diazgranados N, Ibrahim L, Brutsche NE, et al. A randomized add-on trial of an N-methyl-D-aspartate antagonist in treatment-resistant bipolar depression. *Archives of general psychiatry.* 2010;67(8):793-802.
Source: *EMBASE*
806. Diaz-Martinez A, Benassinni O, Ontiveros A, et al. A randomized, open-label comparison of venlafaxine and fluoxetine in depressed outpatients. *Clin Ther.* 1998 May-Jun;20(3):467-76.
Source: *PubMed*
807. Dichter GS, Felder JN, Smoski MJ. The effects of Brief Behavioral Activation Therapy for Depression on cognitive control in affective contexts: An fMRI investigation. *Journal of affective disorders.* 2010;126(1-2):236-44.
Source: *EMBASE*

808. Dichter GS, Tomarken AJ, Freid CM, et al. Do venlafaxine XR and paroxetine equally influence negative and positive affect? *J Affect Disord.* 2005 Apr;85(3):333-9. Source: *PubMed*
809. Dichter GS, Tomarken AJ, Shelton RC, et al. Early- and late-onset startle modulation in unipolar depression. *Psychophysiology.* 2004 May;41(3):433-40. Source: *PubMed*
810. Dick P, Ferrero E. A double-blind comparative study of the clinical efficacy of fluvoxamine and chlorimipramine. *Br J Clin Pharmacol.* 1983;15 Suppl 3:419S-25S. Source: *PubMed*
811. Dickens C, Jayson M, Sutton C, et al. The relationship between pain and depression in a trial using paroxetine in sufferers of chronic low back pain. *Psychosomatics.* 2000 Nov-Dec;41(6):490-9. Source: *PubMed*
812. Didham RC, McConnell DW, Blair HJ, et al. Suicide and self-harm following prescription of SSRIs and other antidepressants: confounding by indication. *Br J Clin Pharmacol.* 2005 Nov;60(5):519-25. Source: *PubMed*
813. Dieperink E, Ho SB, Tetrick L, et al. Suicidal ideation during interferon-alpha2b and ribavirin treatment of patients with chronic hepatitis C. *Gen Hosp Psychiatry.* 2004 May-Jun;26(3):237-40. Source: *PubMed*
814. Dierick M, Ravizza L, Realini R, et al. A double-blind comparison of venlafaxine and fluoxetine for treatment of major depression in outpatients. *Prog Neuropsychopharmacol Biol Psychiatry.* 1996 Jan;20(1):57-71. Source: *PubMed*
815. Dimidjian S, Hollon SD, Dobson KS, et al. Randomized trial of behavioral activation, cognitive therapy, and antidepressant medication in the acute treatment of adults with major depression. *Journal of Consulting and Clinical Psychology.* 2006;74(4):658-70. Source: *EMBASE*
816. Dinan TG. Efficacy and safety of weekly treatment with enteric-coated fluoxetine in patients with major depressive disorder. *J Clin Psychiatry.* 2001;62 Suppl 22:48-52. Source: *PubMed*
817. Dittmann RW, Czekalla J, Hundemer HP, et al. Efficacy and safety findings from naturalistic fluoxetine drug treatment in adolescent and young adult patients. *J Child Adolesc Psychopharmacol.* 2000 Summer;10(2):91-102. Source: *PubMed*
818. Dittmann RW, Linden M, Osterheider M, et al. Antidepressant drug use: differences between psychiatrists and general practitioners. Results from a drug utilization observation study with fluoxetine. *Pharmacopsychiatry.* 1997 Jan;30(1 Suppl):28-34. Source: *PubMed*
819. Divinsky M. A clinical dilemma. *Can Fam Physician.* 1996 Mar;42:406. Source: *PubMed*
820. Djulus J, Koren G, Einarson TR, et al. Exposure to mirtazapine during pregnancy: a prospective, comparative study of birth outcomes. *J Clin Psychiatry.* 2006 Aug;67(8):1280-4. Source: *PubMed*
821. D'Mello DA, Meland R, Ransom S. Nefazodone and hypotension: complication or coincidence. *J Clin Psychopharmacol.* 1997 Apr;17(2):136. Source: *PubMed*
822. Dobkin RD, Menza M, Bienfait KL, et al. The impact of antidepressant treatment on cognitive functioning in depressed patients with Parkinson's disease. *J Neuropsychiatry Clin Neurosci.* 2010 Spring;22(2):188-95. Source: *PubMed*
823. Doggrell SA. After the failure of citalopram for depression, what next? *Expert Opin Pharmacother.* 2006 Aug;7(11):1515-8. Source: *PubMed*

824. Dolberg OT, Hirschmann S, Grunhaus L. Melatonin for the treatment of sleep disturbances in major depressive disorder. *Am J Psychiatry*. 1998 Aug;155(8):1119-21. Source: *PubMed*
825. Dolder C, Nelson M, Stump A. Pharmacological and clinical profile of newer antidepressants: implications for the treatment of elderly patients. *Drugs Aging*. 2010 Aug 1;27(8):625-40. Source: *PubMed*
826. Dombrowski AY, Cyranowski JM, Mulsant BH, et al. Which symptoms predict recurrence of depression in women treated with maintenance interpersonal psychotherapy? *Depress Anxiety*. 2008;25(12):1060-6. Source: *PubMed*
827. Dombrowski AY, Mulsant BH, Houck PR, et al. Residual symptoms and recurrence during maintenance treatment of late-life depression. *J Affect Disord*. 2007 Nov;103(1-3):77-82. Source: *PubMed*
828. Dominguez RA, Goldstein BJ. Suicidal and homicidal ideations emerging during a placebo period. *J Clin Psychiatry*. 1992 May;53(5):171. Source: *PubMed*
829. Dominguez RA, Goldstein BJ, Jacobson AF, et al. A double-blind placebo-controlled study of fluvoxamine and imipramine in depression. *J Clin Psychiatry*. 1985 Mar;46(3):84-7. Source: *PubMed*
830. Dominguez RA, Goodnick PJ. Adverse events after the abrupt discontinuation of paroxetine. *Pharmacotherapy*. 1995 Nov-Dec;15(6):778-80. Source: *PubMed*
831. Dominguez RA, Kumar AM, Cua W. Lack of change in fluoxetine and norfluoxetine kinetics when switching from fluoxetine to paroxetine. *J Clin Psychopharmacol*. 1996 Aug;16(4):320-3. Source: *PubMed*
832. Dominguez RA, Puig A. Olfactory reference syndrome responds to clomipramine but not fluoxetine: a case report. *J Clin Psychiatry*. 1997 Nov;58(11):497-8. Source: *PubMed*
833. Donovan S. The efficacy and tolerability of dothiepin versus serotonin specific reuptake inhibitors in the treatment of depression. *European Neuropsychopharmacology*. 1993;3(3):331-2. Source: *EMBASE*
834. Doogan DP, Caillard V. Sertraline in the prevention of depression. *Br J Psychiatry*. 1992 Feb;160:217-22. Source: *PubMed*
835. Doogan DP, Langdon CJ. A double-blind, placebo-controlled comparison of sertraline and dothiepin in the treatment of major depression in general practice. *Int Clin Psychopharmacol*. 1994 Summer;9(2):95-100. Source: *PubMed*
836. Doraiswamy PM, Khan ZM, Donahue RM, et al. Quality of life in geriatric depression: a comparison of remitters, partial responders, and nonresponders. *Am J Geriatr Psychiatry*. 2001 Fall;9(4):423-8. Source: *PubMed*
837. Doraiswamy PM, Krishnan KR, Oxman T, et al. Does antidepressant therapy improve cognition in elderly depressed patients? *J Gerontol A Biol Sci Med Sci*. 2003 Dec;58(12):M1137-44. Source: *PubMed*
838. Dording CM, Fisher L, Papakostas G, et al. A double-blind, randomized, pilot dose-finding study of maca root (*L. meyenii*) for the management of SSRI-induced sexual dysfunction. *CNS Neurosci Ther*. 2008 Fall;14(3):182-91. Source: *PubMed*
839. Dorman T. Sleep and paroxetine: a comparison with mianserin in elderly depressed patients. *Int Clin Psychopharmacol*. 1992 Jun;6 Suppl 4:53-8. Source: *PubMed*
840. Dornseif BE, Dunlop SR, Potvin JH, et al. Effect of dose escalation after low-dose fluoxetine therapy. *Psychopharmacol Bull*. 1989;25(1):71-9. Source: *PubMed*

841. Dotoli D, Spagnolo C, Bongiorno F, et al. Relapse during a 6-month continuation treatment with fluvoxamine in an Italian population: the role of clinical, psychosocial and genetic variables. *Prog Neuropsychopharmacol Biol Psychiatry*. 2006 May;30(3):442-8.
Source: *PubMed*
842. Doyle JJ, Casciano J, Arikian S, et al. A multinational pharmacoeconomic evaluation of acute major depressive disorder (MDD): a comparison of cost-effectiveness between venlafaxine, SSRIs and TCAs. *Value Health*. 2001 Jan-Feb;4(1):16-31.
Source: *PubMed*
843. Drago A, Serretti A, Smith R, et al. No association between genetic markers in BDNF gene and lithium prophylaxis in a Greek sample. *International Journal of Psychiatry in Clinical Practice*. 2010;14(2):154-7.
Source: *EMBASE*
844. Dremencov E, El Mansari M, Blier P. Noradrenergic Augmentation of Escitalopram Response by Risperidone: Electrophysiologic Studies in the Rat Brain. *Biological Psychiatry*. 2007;61(5):671-8.
Source: *Scopus*
845. Dresler M, Kluge M, Genzel L, et al. Impaired off-line memory consolidation in depression. *European Neuropsychopharmacology*. 2010;20(8):553-61.
Source: *EMBASE*
846. Drevets WC, Furey ML. Replication of scopolamine's antidepressant efficacy in major depressive disorder: A randomized, placebo-controlled clinical trial. *Biological psychiatry*. 2010;67(5):432-8.
Source: *PsycINFO*
847. Driscoll HC, Basinski J, Mulsant BH, et al. Late-onset major depression: clinical and treatment-response variability. *Int J Geriatr Psychiatry*. 2005 Jul;20(7):661-7.
Source: *PubMed*
848. Droulers A, Bodak N, Oudjhani M, et al. Decrease of valproic acid concentration in the blood when coprescribed with fluoxetine. *J Clin Psychopharmacol*. 1997 Apr;17(2):139-40.
Source: *PubMed*
849. Duarte A, Mikkelsen H, Delini-Stula A. Moclobemide versus fluoxetine for double depression: a randomized double-blind study. *J Psychiatr Res*. 1996 Nov-Dec;30(6):453-8.
Source: *PubMed*
850. Dube S, Dellva MA, Jones M, et al. A study of the effects of LY2216684, a selective norepinephrine reuptake inhibitor, in the treatment of major depression. *J Psychiatr Res* 2010;44(6):356-63
Source: *PubMed*
851. Dubini A, Bosc M, Polin V. Noradrenaline-selective versus serotonin-selective antidepressant therapy: differential effects on social functioning. *J Psychopharmacol*. 1997;11(4 Suppl):S17-23.
Source: *PubMed*
852. Dubini A, Bosc M, Polin V. Do noradrenaline and serotonin differentially affect social motivation and behaviour? *Eur Neuropsychopharmacol*. 1997 Apr;7 Suppl 1:S49-55; discussion S71-3.
Source: *PubMed*
853. Duboff EA. Long-term treatment of major depressive disorder with paroxetine. *J Clin Psychopharmacol*. 1993 Dec;13(6 Suppl 2):28S-33S.
Source: *PubMed*
854. Dudley M, Goldney R, Hadzi-Pavlovic D. Are adolescents dying by suicide taking SSRI antidepressants? A review of observational studies. *Australasian Psychiatry*. 2010;18(3):242-5.
Source: *EMBASE*
855. Dueñas HJ, Dwight T, McBride ME, et al. Effectiveness of antidepressants in the treatment of major depressive disorder in Latin America. *International Journal of Psychiatry in Clinical Practice*. 2007 Jun; 2007;11(2):129-39.
Source: *PsycINFO*
856. Duggal HS, Fetchko J. Serotonin syndrome and atypical antipsychotics. *Am J Psychiatry*. 2002 Apr;159(4):672-3.
Source: *PubMed*

857. Duinkerke SJ. A double-blind parallel group study of dothiepin and mianserin in depressed psychiatric in/out-patients. Round Table Series - Royal Society of Medicine. 1990;15:55-63.
Source: *EMBASE*
858. Dunbar GC. Paroxetine in the elderly: a comparative meta-analysis against standard antidepressant pharmacotherapy. *Pharmacology*. 1995 Sep;51(3):137-44.
Source: *PubMed*
859. Dunbar GC, Claghorn JL, Kiev A, et al. A comparison of paroxetine and placebo in depressed outpatients. *Acta Psychiatr Scand*. 1993 May;87(5):302-5.
Source: *PubMed*
860. Dunbar GC, Cohn JB, Fabre LF, et al. A comparison of paroxetine, imipramine and placebo in depressed out-patients. *Br J Psychiatry*. 1991 Sep;159:394-8.
Source: *PubMed*
861. Duncan E, Dunlop BW, Boshoven W, et al. Relative risk of glucose elevation during antipsychotic exposure in a Veterans Administration population. *International Clinical Psychopharmacology*. 2007;22(1):1-11.
Source: *Scopus*
862. Dunkin JJ, Leuchter AF, Cook IA, et al. Executive dysfunction predicts nonresponse to fluoxetine in major depression. *J Affect Disord*. 2000 Oct;60(1):13-23.
Source: *PubMed*
863. Dunlop BW, Li T, Kornstein SG, et al. Correlation between patient and clinician assessments of depression severity in the PREVENT study. *Psychiatry Research*. 2010;177(1-2):177-83.
Source: *PsycINFO*
864. Dunlop SR, Dornseif BE, Wernicke JF, et al. Pattern analysis shows beneficial effect of fluoxetine treatment in mild depression. *Psychopharmacol Bull*. 1990;26(2):173-80.
Source: *PubMed*
865. Dunner DL. Acute and maintenance treatment of chronic depression. *J Clin Psychiatry*. 2001;62 Suppl 6:10-6.
Source: *PubMed*
866. Dunner DL, Amsterdam JD, Shelton RC, et al. Efficacy and tolerability of adjunctive ziprasidone in treatment-resistant depression: a randomized, open-label, pilot study. *J Clin Psychiatry*. 2007 Jul;68(7):1071-7.
Source: *PubMed*
867. Dunner DL, Cohn JB, Walshe T, 3rd, et al. Two combined, multicenter double-blind studies of paroxetine and doxepin in geriatric patients with major depression. *J Clin Psychiatry*. 1992 Feb;53 Suppl:57-60.
Source: *PubMed*
868. Dunner DL, D'Souza DN, Kajdasz DK, et al. Is treatment-associated hypomania rare with duloxetine: secondary analysis of controlled trials in non-bipolar depression. *J Affect Disord*. 2005 Jul;87(1):115-9.
Source: *PubMed*
869. Dunner DL, Goldstein DJ, Mallinckrodt C, et al. Duloxetine in treatment of anxiety symptoms associated with depression. *Depress Anxiety*. 2003;18(2):53-61.
Source: *PubMed*
870. Dunner DL, Hendricksen HE, Bea C, et al. Dysthymic disorder: treatment with citalopram. *Depress Anxiety*. 2002;15(1):18-22.
Source: *PubMed*
871. Dunner DL, Schmaling KB, Hendrickson H, et al. Cognitive therapy versus fluoxetine in the treatment of dysthymic disorder. *Depression*. 1996;4(1):34-41.
Source: *PubMed*
872. Dunner DL, Wilson M, Fava M, et al. Long-term tolerability and effectiveness of duloxetine in the treatment of major depressive disorder. *Depress Anxiety*. 2008;25(5):E1-8.
Source: *PubMed*
873. Dunner DL, Wohlschlag MM, Mallinckrodt CH, et al. Clinical consequences of initial duloxetine dosing strategies: comparison of 30 and 60 mg QD starting doses. *Current Therapeutic Research*. 2005;66(6):522-40.
Source: *Handsearch*

874. Dunner DL, Zisook S, Billow AA, et al. A prospective safety surveillance study for bupropion sustained-release in the treatment of depression. *J Clin Psychiatry*. 1998 Jul;59(7):366-73.
Source: *PubMed*
875. Durham LK, Webb SM, Milos PM, et al. The serotonin transporter polymorphism, 5HTTLPR, is associated with a faster response time to sertraline in an elderly population with major depressive disorder. *Psychopharmacology (Berl)*. 2004 Aug;174(4):525-9.
Source: *PubMed*
876. Dursun SM, Bird D, Ronson KE. Nefazodone treatment of dysthymic disorder an open, long-term, prospective pilot study. *Prog Neuropsychopharmacol Biol Psychiatry*. 2002 May;26(4):671-6.
Source: *PubMed*
877. Dursun SM, Devarajan S, Kutcher S. The 'dalhousie serotonin cocktail' for treatment-resistant major depressive disorder. *J Psychopharmacol*. 2001 Jun;15(2):136-8.
Source: *PubMed*
878. Duru G, Fantino B. The clinical relevance of changes in the Montgomery-Asberg Depression Rating Scale using the minimum clinically important difference approach. *Curr Med Res Opin*. 2008 May;24(5):1329-35.
Source: *PubMed*
879. Dutta R, Boydell J, Kennedy N, et al. Suicide and other causes of mortality in bipolar disorder: A longitudinal study. *Psychological Medicine* 2007;37(6):839-47
Source: *Scopus*
880. Dvir Y, Smallwood P. Serotonin syndrome: a complex but easily avoidable condition. *Gen Hosp Psychiatry*. 2008 May-Jun;30(3):284-7.
Source: *PubMed*
881. E. Geerts TvO, Gerlsma C. Nonverbal communication sets the conditions for the relationship between parental bonding and the short-term treatment response in depression. *Psychiatry Res*. 2009 Jan 30;165(1-2):120-7.
Source: *PubMed*
882. E. Tamer GG, M. Polat, Alli N. Flare-up of pustular psoriasis with fluoxetine: possibility of a serotonergic influence? *J Dermatolog Treat*. 2009;20(3):1-3.
Source: *PubMed*
883. Eaddy M, Bramley T, Regan T. Time to antidepressant discontinuation: a comparison of controlled-release paroxetine and immediate-release selective serotonin-reuptake inhibitors. *Manag Care Interface*. 2003 Dec;16(12):22-7.
Source: *PubMed*
884. Ebbert J, Montori Victor M, Vickers-Douglas Kristin S, et al. Interventions for smokeless tobacco use cessation. *Cochrane Database of Systematic Reviews* 2007(4):
Source: *The Cochrane Library*
885. Echeverry D, Duran P, Bonds C, et al. Effect of pharmacological treatment of depression on AIC and quality of life in low-income hispanics and African Americans with diabetes: A randomized, double-blind, placebo-controlled trial. *Diabetes Care*. 2009;32(12):2156-60.
Source: *PubMed*
886. Eckert L, Falissard B. Using meta-regression in performing indirect-comparisons: comparing escitalopram with venlafaxine XR. *Curr Med Res Opin* 2006;22(11):2313-21
Source: *PubMed*
887. Eckert L, Lançon C. Duloxetine compared with fluoxetine and venlafaxine: Use of meta-regression analysis for indirect comparisons. *BMC Psychiatry* 2006;6
Source: *Scopus*
888. Egberts AC, Lenderink AW, de Koning FH, et al. Channeling of three newly introduced antidepressants to patients not responding satisfactorily to previous treatment. *J Clin Psychopharmacol*. 1997 Jun;17(3):149-55.
Source: *PubMed*
889. Egberts AC, Veenstra M, de Jong-van den Berg LT. Antidepressant drug choice for first users in two regions in The Netherlands. *Pharm World Sci*. 1999 Jun;21(3):132-6.
Source: *PubMed*

890. Egger M, Smith GD, Altman DG. Systematic Reviews in Health Care (2nd edition). 2001 2001.
Source: *Handsearch*
891. Ehde DM, Kraft GH, Chwastiak L, et al. Efficacy of paroxetine in treating major depressive disorder in persons with multiple sclerosis. *Gen Hosp Psychiatry* 2008;30(1):40-8
Source: *PubMed*
892. Ehrt U, Broich K, Larsen JP, et al. Use of drugs with anticholinergic effect and impact on cognition in Parkinson's disease: A cohort study. *Journal of Neurology, Neurosurgery and Psychiatry*. 2010;81(2):160-5.
Source: *EMBASE*
893. Eick TJ, Kofoed L. An unusual indication for a single-subject clinical trial. *J Nerv Ment Dis*. 1994 Oct;182(10):587-90.
Source: *PubMed*
894. Einarson A. Influence of the media on women taking antidepressants during pregnancy. *J Clin Psychiatry*. 2009 Sep;70(9):1313-4.
Source: *PubMed*
895. Einarson A, Choi J, Einarson TR, et al. Incidence of major malformations in infants following antidepressant exposure in pregnancy: Results of a large prospective cohort study. *Canadian Journal of Psychiatry* 2009;54(4):242-6
Source: *Handsearch*
896. Einarson TR. Evidence based review of escitalopram in treating major depressive disorder in primary care. *Int Clin Psychopharmacol*. 2004 Sep;19(5):305-10.
Source: *PubMed*
897. Einarson TR, Arikian SR, Casciano J, et al. Comparison of extended-release venlafaxine, selective serotonin reuptake inhibitors, and tricyclic antidepressants in the treatment of depression: a meta-analysis of randomized controlled trials. *Clin Ther* 1999;21(2):296-308
Source: *PubMed*
898. Eker SS, Akkaya C, Akgöz S, et al. Comparison of reboxetine and sertraline in terms of efficacy and safety in major depressive disorder. *Majör Depresif Bozuklukta Sertralin ve Reboxetin'in Etkinlik ve Güvenilirliğinin Karşılaştırılması*. 2005;16(3):153-63.
Source: *Scopus*
899. Eker SS, Akkaya C, Sarandol A, et al. Effects of various antidepressants on serum thyroid hormone levels in patients with major depressive disorder. *Prog Neuropsychopharmacol Biol Psychiatry*. 2008 May 15;32(4):955-61.
Source: *PubMed*
900. Eker SS, Kirli S, Akkaya C, et al. Are there differences between serotonergic, noradrenergic and dual acting antidepressants in the treatment of depressed women? *World J Biol Psychiatry*. 2009;10(4 Pt 2):400-8.
Source: *PubMed*
901. Ekselius L, Bengtsson F, von Knorring L. Non-compliance with pharmacotherapy of depression is associated with a sensation seeking personality. *Int Clin Psychopharmacol*. 2000 Sep;15(5):273-8.
Source: *PubMed*
902. Ekselius L, von Knorring L. Personality disorder comorbidity with major depression and response to treatment with sertraline or citalopram. *Int Clin Psychopharmacol*. 1998 Sep;13(5):205-11.
Source: *PubMed*
903. Ekselius L, von Knorring L. Effect on sexual function of long-term treatment with selective serotonin reuptake inhibitors in depressed patients treated in primary care. *J Clin Psychopharmacol*. 2001 Apr;21(2):154-60.
Source: *PubMed*
904. Ekselius L, von Knorring L, Eberhard G. A double-blind multicenter trial comparing sertraline and citalopram in patients with major depression treated in general practice. *Int Clin Psychopharmacol*. 1997 Nov;12(6):323-31.
Source: *PubMed*

905. Elgamal S, MacQueen G. Galantamine as an adjunctive treatment in major depression. *Journal of Clinical Psychopharmacology (USA)*. 2008 03/01/;28(Mar):357-9. Source: *PsycINFO*
906. El-Khalili N, Joyce M, Atkinson S, et al. Extended-release quetiapine fumarate (quetiapine XR) as adjunctive therapy in major depressive disorder (MDD) in patients with an inadequate response to ongoing antidepressant treatment: A multicentre, randomized, double-blind, placebo-controlled study. *International Journal of Neuropsychopharmacology*. 2010;13(7):917-32. Source: *EMBASE*
907. Eller T, Vasar V, Shlik J, et al. Pro-inflammatory cytokines and treatment response to escitalopram in major depressive disorder. *Prog Neuropsychopharmacol Biol Psychiatry*. 2008 Feb 15;32(2):445-50. Source: *PubMed*
908. Elliott AJ, Russo J, Bergam K, et al. Antidepressant efficacy in HIV-seropositive outpatients with major depressive disorder: an open trial of nefazodone. *J Clin Psychiatry*. 1999 Apr;60(4):226-31. Source: *PubMed*
909. Elliott AJ, Russo J, Roy-Byrne PP. The effect of changes in depression on health related quality of life (HRQoL) in HIV infection. *Gen Hosp Psychiatry*. 2002 Jan-Feb;24(1):43-7. Source: *PubMed*
910. Elliott AJ, Uldall KK, Bergam K, et al. Randomized, placebo-controlled trial of paroxetine versus imipramine in depressed HIV-positive outpatients. *Am J Psychiatry*. 1998 Mar;155(3):367-72. Source: *PubMed*
911. el-Yazigi A, Chaleby K, Gad A, et al. Steady-state kinetics of fluoxetine and amitriptyline in patients treated with a combination of these drugs as compared with those treated with amitriptyline alone. *J Clin Pharmacol*. 1995 Jan;35(1):17-21. Source: *PubMed*
912. Emrich HM, Berger M, Riemann D, et al. Serotonin reuptake inhibition vs. norepinephrine reuptake inhibition: a double-blind differential-therapeutic study with fluvoxamine and oxaprotiline in endogenous and neurotic depressives. *Pharmacopsychiatry*. 1987 Mar;20(2):60-3. Source: *PubMed*
913. Emslie GJ, Mayes T, Porta G, et al. Treatment of Resistant Depression in Adolescents (TORDIA): week 24 outcomes. *The American journal of psychiatry* 2010(7):782-91 Source: *The Cochrane Library*
914. Endicott J, McLaughlin TP, Grudzinski AN. Comparison of managed care charges among patients treated with selective serotonin reuptake inhibitors for premenstrual dysphoric disorder. *J Clin Psychiatry*. 2003 Dec;64(12):1511-6. Source: *PubMed*
915. Engel CC, Jr., Walker EA, Engel AL, et al. A randomized, double-blind crossover trial of sertraline in women with chronic pelvic pain. *J Psychosom Res*. 1998 Feb;44(2):203-7. Source: *PubMed*
916. Englisch S, Fritzingler M, Zink M. Urinary retention during combined treatment of postpsychotic depression with duloxetine and olanzapine. *Clin Neuropharmacol*. 2008 Sep-Oct;31(5):307-9. Source: *PubMed*
917. Englisch S, Inta D, Eßer A, et al. Bupropion for depression in schizophrenia. *Clinical Neuropharmacology*. 2010;33(5):257-9. Source: *PsycINFO*
918. Enns MW. Seizure during combination of trimipramine and bupropion. *J Clin Psychiatry*. 2001 Jun;62(6):476-7. Source: *PubMed*
919. Enns MW, Cox BJ, Levitt AJ, et al. Personality and seasonal affective disorder: results from the CAN-SAD study. *J Affect Disord*. 2006 Jul;93(1-3):35-42. Source: *PubMed*

920. Entsuah AR, Bradley MM, Littman GS. Cumulative mean change procedure: application to a comparative trial of venlafaxine, imipramine, and placebo in the treatment of major depression. *Prog Neuropsychopharmacol Biol Psychiatry*. 1994 Jul;18(4):695-706.
Source: *PubMed*
921. Entsuah AR, Huang H, Thase ME. Response and remission rates in different subpopulations with major depressive disorder administered venlafaxine, selective serotonin reuptake inhibitors, or placebo. *J Clin Psychiatry*. 2001 Nov;62(11):869-77.
Source: *PubMed*
922. Entsuah AR, Rudolph RL, Chitra R. Effectiveness of venlafaxine treatment in a broad spectrum of depressed patients: a meta-analysis. *Psychopharmacol Bull*. 1995;31(4):759-66.
Source: *PubMed*
923. Entsuah AR, Rudolph RL, Hackett D, et al. Efficacy of venlafaxine and placebo during long-term treatment of depression: a pooled analysis of relapse rates. *Int Clin Psychopharmacol*. 1996 Jun;11(2):137-45.
Source: *PubMed*
924. Entsuah R, Chitra R. A benefit-risk analysis of once-daily venlafaxine extended release (XR) and venlafaxine immediate release (IR) in outpatients with major depression. *Psychopharmacol Bull*. 1997;33(4):671-6.
Source: *PubMed*
925. Entsuah R, Derivan A, Kikta D. Early onset of antidepressant action of venlafaxine: pattern analysis in intent-to-treat patients. *Clin Ther*. 1998 May-Jun;20(3):517-26.
Source: *PubMed*
926. Entsuah R, Gorman JM. Global benefit-risk assessment of antidepressants: venlafaxine XR and fluoxetine. *J Psychiatr Res*. 2002 May-Jun;36(3):111-8.
Source: *PubMed*
927. Eppel AB. Letter to the editor: Agomelatine adjunctive therapy for acute bipolar depression: Preliminary open data. *Bipolar Disorders*. 2008 Sep, 2008;10(6):749-50.
Source: *PsycINFO*
928. Epperson CN, Amin Z, Naftolin F, et al. The resistance to depressive relapse in menopausal women undergoing tryptophan depletion: preliminary findings. *J Psychopharmacol*. 2007 Jun;21(4):414-20.
Source: *PubMed*
929. Ereshefsky L, Dugan D. Review of the pharmacokinetics, pharmacogenetics, and drug interaction potential of antidepressants: focus on venlafaxine. *Depress Anxiety*. 2000;12 Suppl 1:30-44.
Source: *PubMed*
930. Ernst CL, Bird SA, Goldberg JF, et al. The prescription of psychotropic medications for patients discharged from a psychiatric emergency service. *Journal of Clinical Psychiatry*. 2006;67(5):720-6.
Source: *EMBASE*
931. Ersoy MA, Noyan AM, Elbi H. An open-label long-term naturalistic study of mirtazapine treatment for depression in cancer patients. *Clin Drug Investig*. 2008;28(2):113-20.
Source: *PubMed*
932. ES F, ME T, SR W, et al. Cognitive Therapy Augmentation versus CT Swith Treatment: A STAR*D Report. *International Journal of Cognitive Therapy*. 2009;2(1):66-87.
Source: *Handsearch*
933. Esel E, Ozsoy S, Tutus A, et al. Effects of antidepressant treatment and of gender on serum leptin levels in patients with major depression. *Progress in Neuro Psychopharmacology and Biological Psychiatry*. 2005;29(4):565-70.
Source: *EMBASE*
934. Evans DL, Lynch KG, Benton T, et al. Selective serotonin reuptake inhibitor and substance P antagonist enhancement of natural killer cell innate immunity in human immunodeficiency virus/acquired immunodeficiency syndrome. *Biol Psychiatry*. 2008 May 1;63(9):899-905.
Source: *PubMed*

935. Evans L, Golshan S, Kelsoe J, et al. Effects of rapid tryptophan depletion on sleep electroencephalogram and mood in subjects with partially remitted depression on bupropion. *Neuropsychopharmacology*. 2002 Dec;27(6):1016-26.
Source: *PubMed*
936. Evans M, Hammond M, Wilson K, et al. Placebo-controlled treatment trial of depression in elderly physically ill patients. *Int J Geriatr Psychiatry*. 1997 Aug;12(8):817-24.
Source: *PubMed*
937. Evans ME. Depression in elderly physically ill in-patients: a 12-month prospective study. *Int Clin Psychopharmacol*. 1993 Winter;8(4):333-6.
Source: *PubMed*
938. Evins AE, Culhane MA, Alpert JE, et al. A controlled trial of bupropion added to nicotine patch and behavioral therapy for smoking cessation in adults with unipolar depressive disorders. *J Clin Psychopharmacol*. 2008 Dec;28(6):660-6.
Source: *PubMed*
939. Extein IL. Recent fluoxetine treatment and complications of tricyclic therapy. *Am J Psychiatry*. 1991 Nov;148(11):1601-2.
Source: *PubMed*
940. Eyding D, Lelgemann M, Grouven U, et al. Reboxetine for acute treatment of major depression: Systematic review and meta-analysis of published and unpublished placebo and selective serotonin reuptake inhibitor controlled trials. *Bmj*. 2010;341(7777):816.
Source: *EMBASE*
941. Fabian TJ, Amico JA, Kroboth PD, et al. Paroxetine-induced hyponatremia in the elderly due to the syndrome of inappropriate secretion of antidiuretic hormone (SIADH). *J Geriatr Psychiatry Neurol*. 2003 Sep;16(3):160-4.
Source: *PubMed*
942. Fabian TJ, Dew MA, Pollock BG, et al. Endogenous concentrations of DHEA and DHEA-S decrease with remission of depression in older adults. *Biol Psychiatry*. 2001 Nov 15;50(10):767-74.
Source: *PubMed*
943. Fabre L, Birkhimer LJ, Zaborny BA, et al. Fluvoxamine versus imipramine and placebo: a double-blind comparison in depressed patients. *Int Clin Psychopharmacol*. 1996 Jun;11(2):119-27.
Source: *PubMed*
944. Fabre LF. Trazodone dosing regimen: experience with single daily administration. *J Clin Psychiatry*. 1990 Sep;51 Suppl:23-6.
Source: *PubMed*
945. Fabre LF. A 6-week, double-blind trial of paroxetine, imipramine, and placebo in depressed outpatients. *J Clin Psychiatry*. 1992 Feb;53 Suppl:40-3.
Source: *PubMed*
946. Fabre LF, Abuzzahab FS, Amin M, et al. Sertraline safety and efficacy in major depression: a double-blind fixed-dose comparison with placebo. *Biol Psychiatry*. 1995 Nov 1;38(9):592-602.
Source: *PubMed*
947. Fabre LF, Brodie HK, Garver D, et al. A multicenter evaluation of bupropion versus placebo in hospitalized depressed patients. *J Clin Psychiatry*. 1983 May;44(5 Pt 2):88-94.
Source: *PubMed*
948. Fabre LF, Putman HP, 3rd. A fixed-dose clinical trial of fluoxetine in outpatients with major depression. *J Clin Psychiatry*. 1987 Oct;48(10):406-8.
Source: *PubMed*
949. Fabre LF, Scharf MB, Itil TM. Comparative efficacy and safety of nortriptyline and fluoxetine in the treatment of major depression: a clinical study. *J Clin Psychiatry*. 1991 Jun;52 Suppl:62-7.
Source: *PubMed*
950. Fagiolini A, Buysse DJ, Frank E, et al. Tolerability of combined treatment with lithium and paroxetine in patients with bipolar disorder and depression. *J Clin Psychopharmacol*. 2001 Oct;21(5):474-8.
Source: *PubMed*

951. Fairweather DB, Kerr JS, Harrison DA, et al. A double blind comparison of the effects of fluoxetine and amitriptyline on cognitive function in elderly depressed patients. *Hum Psychopharmacol.* 1993;8(1):41-7.
Source: *EMBASE*
952. Fairweather DB, Stanley N, Yoon JS, et al. The effects of fluoxetine and dothiepin on cognitive function in depressed patients in general practice. *Hum Psychopharmacol.* 1999;14(5):325-32.
Source: *EMBASE*
953. Faison WE. Recognizing the needs of elderly patients with psychotic symptoms. *Consultant Pharmacist.* 2006;21(SUPPL. B):6-10.
Source: *EMBASE*
954. Falcone NP, Nappo A, Neuteboom B. Interferon beta-1a overdose in a multiple sclerosis patient. *Ann Pharmacother.* 2005 Nov;39(11):1950-2.
Source: *PubMed*
955. Falk WE, Rosenbaum JF, Otto MW, et al. Fluoxetine versus trazodone in depressed geriatric patients. *J Geriatr Psychiatry Neurol.* 1989 Oct-Dec;2(4):208-14.
Source: *PubMed*
956. Falkai P. Mirtazapine: other indications. *J Clin Psychiatry.* 1999;60 Suppl 17:36-40; discussion 6-8.
Source: *PubMed*
957. Fang Y, Yuan C, Xu Y, et al. Comparisons of the efficacy and tolerability of extended-release venlafaxine, mirtazapine, and paroxetine in treatment-resistant depression: a double-blind, randomized pilot study in a Chinese population. *J Clin Psychopharmacol* 2010;30(4):357-64
Source: *PubMed*
958. Fann JR, Uomoto JM, Katon WJ. Sertraline in the treatment of major depression following mild traumatic brain injury. *J Neuropsychiatry Clin Neurosci.* 2000 Spring;12(2):226-32.
Source: *PubMed*
959. Fantino B, Moore N, Verdoux H, et al. Cost-effectiveness of escitalopram vs. citalopram in major depressive disorder. *Int Clin Psychopharmacol.* 2007 Mar;22(2):107-15.
Source: *PubMed*
960. Farabaugh A, Mischoulon D, Fava M, et al. The relationship between early changes in the HAMD-17 anxiety/somatization factor items and treatment outcome among depressed outpatients. *Int Clin Psychopharmacol.* 2005 Mar;20(2):87-91.
Source: *PubMed*
961. Farabaugh A, Mischoulon D, Schwartz F, et al. Dysfunctional attitudes and personality disorder comorbidity during long-term treatment of MDD. *Depress Anxiety.* 2007;24(6):433-9.
Source: *PubMed*
962. Farabaugh AH, Bitran S, Witte J, et al. Anxious depression and early changes in the HAMD-17 anxiety-somatization factor items and antidepressant treatment outcome. *International Clinical Psychopharmacology.* 2010;25(4):214-7.
Source: *EMBASE*
963. Farah A. The role of L-methylfolate in depressive disorders. *Primary Psychiatry.* 2009 Jan, 2009;16(1):1-7.
Source: *PsycINFO*
964. Farah A. 'The role of L-methylfolate in depressive disorders': Erratum. *Primary Psychiatry* 2009;16(2):18
Source: *PsycINFO*
965. Faramarzi M, Alipor A, Esmaelzadeh S, et al. Treatment of depression and anxiety in infertile women: cognitive behavioral therapy versus fluoxetine. *J Affect Disord* 2008;108(1-2):159-64
Source: *PubMed*
966. Farid FF, Wenger TL, Tsai SY, et al. Use of bupropion in patients who exhibit orthostatic hypotension on tricyclic antidepressants. *J Clin Psychiatry.* 1983 May;44(5 Pt 2):170-3.
Source: *PubMed*
967. Fatemi SH, Emamian ES, Kist DA. Venlafaxine and bupropion combination therapy in a case of treatment-resistant depression. *Ann Pharmacother.* 1999 Jun;33(6):701-3.
Source: *PubMed*

968. Fava GA, Ruini C, Sonino N. Management of recurrent depression in primary care. *Psychother Psychosom.* 2003 Jan-Feb;72(1):3-9.
Source: *PubMed*
969. Fava M, Alpert J, Nierenberg A, et al. Double-blind study of high-dose fluoxetine versus lithium or desipramine augmentation of fluoxetine in partial responders and nonresponders to fluoxetine. *J Clin Psychopharmacol.* 2002 Aug;22(4):379-87.
Source: *PubMed*
970. Fava M, Alpert J, Nierenberg AA, et al. Fluoxetine treatment of anger attacks: a replication study. *Ann Clin Psychiatry.* 1996 Mar;8(1):7-10.
Source: *PubMed*
971. Fava M, Alpert J, Nierenberg AA, et al. A Double-blind, randomized trial of St John's wort, fluoxetine, and placebo in major depressive disorder. *J Clin Psychopharmacol.* 2005 Oct;25(5):441-7.
Source: *PubMed*
972. Fava M, Alpert JE, Carmin CN, et al. Clinical correlates and symptom patterns of anxious depression among patients with major depressive disorder in STAR*D. *Psychol Med.* 2004 Oct;34(7):1299-308.
Source: *PubMed*
973. Fava M, Amsterdam JD, Deltito JA, et al. A double-blind study of paroxetine, fluoxetine, and placebo in outpatients with major depression. *Ann Clin Psychiatry.* 1998 Dec;10(4):145-50.
Source: *PubMed*
974. Fava M, Bless E, Otto MW, et al. Dysfunctional attitudes in major depression. Changes with pharmacotherapy. *J Nerv Ment Dis.* 1994 Jan;182(1):45-9.
Source: *PubMed*
975. Fava M, Detke MJ, Balestrieri M, et al. Management of depression relapse: re-initiation of duloxetine treatment or dose increase. *J Psychiatr Res* 2006;40(4):328-36
Source: *PubMed*
976. Fava M, Dunner DL, Greist JH, et al. Efficacy and safety of mirtazapine in major depressive disorder patients after SSRI treatment failure: an open-label trial. *J Clin Psychiatry.* 2001 Jun;62(6):413-20.
Source: *PubMed*
977. Fava M, Graves LM, Benazzi F, et al. A cross-sectional study of the prevalence of cognitive and physical symptoms during long-term antidepressant treatment. *Journal of Clinical Psychiatry.* 2006;67(11):1754-9.
Source: *EMBASE*
978. Fava M, Hoog SL, Judge RA, et al. Acute efficacy of fluoxetine versus sertraline and paroxetine in major depressive disorder including effects of baseline insomnia. *J Clin Psychopharmacol.* 2002 Apr;22(2):137-47.
Source: *PubMed*
979. Fava M, Judge R, Hoog SL, et al. Fluoxetine versus sertraline and paroxetine in major depressive disorder: changes in weight with long-term treatment. *J Clin Psychiatry.* 2000 Nov;61(11):863-7.
Source: *PubMed*
980. Fava M, Labbate LA, Abraham ME, et al. Hypothyroidism and hyperthyroidism in major depression revisited. *J Clin Psychiatry.* 1995 May;56(5):186-92.
Source: *PubMed*
981. Fava M, Mallinckrodt CH, Detke MJ, et al. The effect of duloxetine on painful physical symptoms in depressed patients: do improvements in these symptoms result in higher remission rates? *J Clin Psychiatry.* 2004 Apr;65(4):521-30.
Source: *PubMed*
982. Fava M, Martinez JM, Greist J, et al. The efficacy and tolerability of duloxetine in the treatment of anxious versus non-anxious depression: a post-hoc analysis of an open-label outpatient study. *Ann Clin Psychiatry.* 2007 Jul-Sep;19(3):187-95.
Source: *PubMed*
983. Fava M, McCall WV, Krystal A, et al. Eszopiclone co-administered with fluoxetine in patients with insomnia coexisting with major depressive disorder. *Biol Psychiatry* 2006;59(11):1052-60
Source: *PubMed*

984. Fava M, McGrath PJ, Sheu WP. Switching to reboxetine: an efficacy and safety study in patients with major depressive disorder unresponsive to fluoxetine. *J Clin Psychopharmacol*. 2003 Aug;23(4):365-9. Source: *PubMed*
985. Fava M, Mulroy R, Alpert J, et al. Emergence of adverse events following discontinuation of treatment with extended-release venlafaxine. *Am J Psychiatry*. 1997 Dec;154(12):1760-2. Source: *PubMed*
986. Fava M, Nierenberg AA, Quitkin FM, et al. A preliminary study on the efficacy of sertraline and imipramine on anger attacks in atypical depression and dysthymia. *Psychopharmacol Bull*. 1997;33(1):101-3. Source: *PubMed*
987. Fava M, Nurnberg HG, Seidman SN, et al. Efficacy and safety of sildenafil in men with serotonergic antidepressant-associated erectile dysfunction: Results from a randomized, double-blind, placebo-controlled trial. *Journal of Clinical Psychiatry*. 2006;67(2):240-6. Source: *EMBASE*
988. Fava M, Papakostas GI, Petersen T, et al. Switching to bupropion in fluoxetine-resistant major depressive disorder. *Ann Clin Psychiatry*. 2003 Mar;15(1):17-22. Source: *PubMed*
989. Fava M, Rappe SM, Pava JA, et al. Relapse in patients on long-term fluoxetine treatment: response to increased fluoxetine dose. *J Clin Psychiatry*. 1995 Feb;56(2):52-5. Source: *PubMed*
990. Fava M, Rosenbaum JF, Hoog SL, et al. Fluoxetine versus sertraline and paroxetine in major depression: tolerability and efficacy in anxious depression. *J Affect Disord*. 2000 Aug;59(2):119-26. Source: *PubMed*
991. Fava M, Rosenbaum JF, McCarthy M, et al. Anger attacks in depressed outpatients and their response to fluoxetine. *Psychopharmacol Bull*. 1991;27(3):275-9. Source: *PubMed*
992. Fava M, Rosenbaum JF, McGrath PJ, et al. Lithium and tricyclic augmentation of fluoxetine treatment for resistant major depression: a double-blind, controlled study. *Am J Psychiatry*. 1994 Sep;151(9):1372-4. Source: *PubMed*
993. Fava M, Rush AJ. Current status of augmentation and combination treatments for major depressive disorder: a literature review and a proposal for a novel approach to improve practice. *Psychother Psychosom*. 2006;75(3):139-53. Source: *PubMed*
994. Fava M, Rush AJ, Alpert JE, et al. Difference in treatment outcome in outpatients with anxious versus nonanxious depression: a STAR*D report. *Am J Psychiatry*. 2008;165(3):342-51. Source: *PubMed*
995. Fava M, Rush AJ, Alpert JE, et al. What clinical and symptom features and comorbid disorders characterize outpatients with anxious major depressive disorder: a replication and extension. *Can J Psychiatry*. 2006 Nov;51(13):823-35. Source: *PubMed*
996. Fava M, Rush AJ, Thase ME, et al. 15 Years of clinical experience with bupropion HCl: From bupropion to bupropion SR to bupropion XL. *Primary Care Companion to the Journal of Clinical Psychiatry*. 2005;7(3):106-13. Source: *Scopus*
997. Fava M, Rush AJ, Trivedi MH, et al. Background and rationale for the sequenced treatment alternatives to relieve depression (STAR*D) study. *Psychiatr Clin North Am*. 2003 Jun;26(2):457-94, x. Source: *PubMed*
998. Fava M, Rush AJ, Wisniewski SR, et al. A comparison of mirtazapine and nortriptyline following two consecutive failed medication treatments for depressed outpatients: a STAR*D report. *Am J Psychiatry*. 2006;163(7):1161-72. Source: *PubMed*

999. Fava M, Schmidt ME, Zhang S, et al. Treatment approaches to major depressive disorder relapse. Part 2: reinitiation of antidepressant treatment. *Psychother Psychosom.* 2002 Jul-Aug;71(4):195-9. Source: *PubMed*
1000. Fava M, Uebelacker LA, Alpert JE, et al. Major depressive subtypes and treatment response. *Biol Psychiatry.* 1997 Oct 1;42(7):568-76. Source: *PubMed*
1001. Fava M, Wiltse C, Walker D, et al. Predictors of relapse in a study of duloxetine treatment in patients with major depressive disorder. *J Affect Disord* 2009;113(3):263-71 Source: *PubMed*
1002. Fawcett J, Barkin RL. A meta-analysis of eight randomized, double-blind, controlled clinical trials of mirtazapine for the treatment of patients with major depression and symptoms of anxiety. *J Clin Psychiatry.* 1998 Mar;59(3):123-7. Source: *PubMed*
1003. Fawcett J, Barkin RL. Review of the results from clinical studies on the efficacy, safety and tolerability of mirtazapine for the treatment of patients with major depression. *J Affect Disord.* 1998 Dec;51(3):267-85. Source: *PubMed*
1004. Fawcett J, Marcus RN, Anton SF, et al. Response of anxiety and agitation symptoms during nefazodone treatment of major depression. *J Clin Psychiatry* 1995;56 Suppl 637-42 Source: *PubMed*
1005. FDA Center for Drug Evaluation and Research. Stastical Review of NDA 21-323 (Escitalopram Oxalate). http://www.fda.gov/cder/foi/nda/2002/21-323.pdf_Lexapro_Statr.pdf. 2001 Source: *Handsearch*
1006. Feder R. Reversal of antidepressant activity of fluoxetine by cyproheptadine in three patients. *J Clin Psychiatry.* 1991 Apr;52(4):163-4. Source: *PubMed*
1007. Feiger A, Kiev A, Shrivastava RK, et al. Nefazodone versus sertraline in outpatients with major depression: focus on efficacy, tolerability, and effects on sexual function and satisfaction. *J Clin Psychiatry.* 1996;57 Suppl 2:53-62. Source: *PubMed*
1008. Feiger AD, Bielski RJ, Bremner J, et al. Double-blind, placebo-substitution study of nefazodone in the prevention of relapse during continuation treatment of outpatients with major depression. *Int Clin Psychopharmacol.* 1999 Jan;14(1):19-28. Source: *PubMed*
1009. Feiger AD, Flament MF, Boyer P, et al. Sertraline versus fluoxetine in the treatment of major depression: a combined analysis of five double-blind comparator studies. *Int Clin Psychopharmacol.* 2003 Jul;18(4):203-10. Source: *PubMed*
1010. Feiger AD, Tourian KA, Rosas GR, et al. A placebo-controlled study evaluating the efficacy and safety of flexible-dose desvenlafaxine treatment in outpatients with major depressive disorder. *CNS Spectr* 2009;14(1):41-50 Source: *PubMed*
1011. Feighner J, Hendrickson G, Miller L, et al. Double-blind comparison of doxepin versus bupropion in outpatients with a major depressive disorder. *J Clin Psychopharmacol.* 1986 Feb;6(1):27-32. Source: *PubMed*
1012. Feighner J, Targum SD, Bennett ME, et al. A double-blind, placebo-controlled trial of nefazodone in the treatment of patients hospitalized for major depression. *J Clin Psychiatry.* 1998 May;59(5):246-53. Source: *PubMed*
1013. Feighner JP. Trazodone in major affective disorders. *Psychopathology.* 1984;17 Suppl 2:15-23. Source: *PubMed*
1014. Feighner JP. A comparative trial of fluoxetine and amitriptyline in patients with major depressive disorder. *J Clin Psychiatry.* 1985 Sep;46(9):369-72. Source: *PubMed*

1015. Feighner JP. A double-blind comparison of paroxetine, imipramine and placebo in depressed outpatients. *Int Clin Psychopharmacol.* 1992 Jun;6 Suppl 4:31-5. Source: *PubMed*
1016. Feighner JP. The role of venlafaxine in rational antidepressant therapy. *J Clin Psychiatry.* 1994 Sep;55 Suppl A:62-8; discussion 9-70, 98-100. Source: *PubMed*
1017. Feighner JP. Overview of antidepressants currently used to treat anxiety disorders. *J Clin Psychiatry.* 1999;60 Suppl 22:18-22. Source: *PubMed*
1018. Feighner JP, Boyer WF. Paroxetine in the treatment of depression: a comparison with imipramine and placebo. *J Clin Psychiatry.* 1992 Feb;53 Suppl:44-7. Source: *PubMed*
1019. Feighner JP, Boyer WF, Meredith CH, et al. An overview of fluoxetine in geriatric depression. *Br J Psychiatry Suppl.* 1988 Sep(3):105-8. Source: *PubMed*
1020. Feighner JP, Boyer WF, Merideth CH, et al. A double-blind comparison of fluoxetine, imipramine and placebo in outpatients with major depression. *Int Clin Psychopharmacol.* 1989 Apr;4(2):127-34. Source: *PubMed*
1021. Feighner JP, Boyer WF, Tyler DL, et al. Adverse consequences of fluoxetine-MAOI combination therapy. *J Clin Psychiatry.* 1990 Jun;51(6):222-5. Source: *PubMed*
1022. Feighner JP, Cohn JB. Double-blind comparative trials of fluoxetine and doxepin in geriatric patients with major depressive disorder. *J Clin Psychiatry.* 1985 Mar;46(3 Pt 2):20-5. Source: *PubMed*
1023. Feighner JP, Cohn JB, Fabre LF, Jr., et al. A study comparing paroxetine placebo and imipramine in depressed patients. *J Affect Disord.* 1993 Jun;28(2):71-9. Source: *PubMed*
1024. Feighner JP, Entsuah AR, McPherson MK. Efficacy of once-daily venlafaxine extended release (XR) for symptoms of anxiety in depressed outpatients. *J Affect Disord.* 1998 Jan;47(1-3):55-62. Source: *PubMed*
1025. Feighner JP, Gardner EA, Johnston JA, et al. Double-blind comparison of bupropion and fluoxetine in depressed outpatients. *J Clin Psychiatry.* 1991 Aug;52(8):329-35. Source: *PubMed*
1026. Feighner JP, Meredith CH, Stern WC, et al. A double-blind study of bupropion and placebo in depression. *Am J Psychiatry.* 1984 Apr;141(4):525-9. Source: *PubMed*
1027. Feighner JP, Merideth CH, Hendrickson G. Maintenance antidepressant therapy: A double-blind comparison of trazodone and imipramine. *Journal Of Clinical Psychopharmacology.* 1981;1(Suppl 6):45S-8S. Source: *EMBASE*
1028. Feighner JP, Overo K. Multicenter, placebo-controlled, fixed-dose study of citalopram in moderate-to-severe depression. *J Clin Psychiatry.* 1999 Dec;60(12):824-30. Source: *PubMed*
1029. Feighner JP, Pambakian R, Fowler RC, et al. A comparison of nefazodone, imipramine, and placebo in patients with moderate to severe depression. *Psychopharmacol Bull.* 1989;25(2):219-21. Source: *PubMed*
1030. Feinstein RE, Blumenfeld M, Orlowski B, et al. A national survey of cardiovascular physicians' beliefs and clinical care practices when diagnosing and treating depression in patients with cardiovascular disease. *Cardiology in Review.* 2006;14(4):164-9. Source: *Scopus*
1031. Feldmann HS, Denber HC. Long-term study of fluvoxamine: a new rapid-acting antidepressant. *Int Pharmacopsychiatry.* 1982;17(2):114-22. Source: *PubMed*

1032. Feng Y, Pollock BG, Ferrell RE, et al. Paroxetine: population pharmacokinetic analysis in late-life depression using sparse concentration sampling. *Br J Clin Pharmacol*. 2006 May;61(5):558-69.
Source: *PubMed*
1033. Ferentinos P, Rizos E, Christodoulou C, et al. Multiple pulmonary thromboembolism and severe depression. *General Hospital Psychiatry*. 2010;32(5):560.e5-.e7.
Source: *EMBASE*
1034. Ferguson J, Cunningham L, Merideth C, et al. Bupropion in tricyclic antidepressant nonresponders with unipolar major depressive disorder. *Ann Clin Psychiatry*. 1994 Sep;6(3):153-60.
Source: *PubMed*
1035. Ferguson JM. The effects of antidepressants on sexual functioning in depressed patients: a review. *J Clin Psychiatry*. 2001;62 Suppl 3:22-34.
Source: *PubMed*
1036. Ferguson JM, Shrivastava RK, Stahl SM, et al. Reemergence of sexual dysfunction in patients with major depressive disorder: double-blind comparison of nefazodone and sertraline. *J Clin Psychiatry*. 2001 Jan;62(1):24-9.
Source: *PubMed*
1037. Ferguson JM, Wesnes KA, Schwartz GE. Reboxetine versus paroxetine versus placebo: effects on cognitive functioning in depressed patients. *Int Clin Psychopharmacol*. 2003 Jan;18(1):9-14.
Source: *PubMed*
1038. Fergusson D, Doucette S, Glass KC, et al. Association between suicide attempts and selective serotonin reuptake inhibitors: systematic review of randomised controlled trials. *Bmj*. 2005 Feb 19;330(7488):396.
Source: *PubMed*
1039. Fernandez JL, Montgomery S, Francois C. Evaluation of the cost effectiveness of escitalopram versus venlafaxine XR in major depressive disorder. *Pharmacoeconomics*. 2005;23(2):155-67.
Source: *PubMed*
1040. Ferrando SJ, Goldman JD, Charness WE. Selective serotonin reuptake inhibitor treatment of depression in symptomatic HIV infection and AIDS. Improvements in affective and somatic symptoms. *Gen Hosp Psychiatry*. 1997 Mar;19(2):89-97.
Source: *PubMed*
1041. Ferreira ADA, Neves FS, Pimenta GJGS, et al. The role of genetic variation of BDNF gene in antidepressant-induced mania in bipolar disorder. *Psychiatry Research*. 2010;180(1):54-6.
Source: *EMBASE*
1042. Ferreri M. Fluoxetine versus amineptine in the treatment of outpatients with major depressive disorders. *Int Clin Psychopharmacol*. 1989 Jan;4 Suppl 1:97-101.
Source: *PubMed*
1043. Ferreri M, Lavergne F, Berlin I, et al. Benefits from mianserin augmentation of fluoxetine in patients with major depression non-responders to fluoxetine alone. *Acta Psychiatr Scand*. 2001 Jan;103(1):66-72.
Source: *PubMed*
1044. Feth N, Cattapan-Ludewig K, Sirot EJ. Electric Sensations: Neglected Symptom of Escitalopram Discontinuation. *The American Journal of Psychiatry*. 2006 Jan, 2006;163(1):160.
Source: *PsycINFO*
1045. Fichtner CG, Jobe TH, Braun BG. Does fluoxetine have a therapeutic window? *Lancet*. 1991 Aug 24;338(8765):520-1.
Source: *PubMed*
1046. Fichtner CG, O'Connor FL, Yeoh HC, et al. Hypodensity of platelet serotonin uptake sites in posttraumatic stress disorder: associated clinical features. *Life Sci*. 1995;57(2):PL37-44.
Source: *PubMed*
1047. Fiedorowicz JG, Hale N, Spector AA, et al. Neuroticism but not omega-3 fatty acid levels correlate with early responsiveness to escitalopram. *Ann Clin Psychiatry*. 2010 Aug;22(3):157-63.
Source: *PubMed*

1048. Fiedorowicz JG, Takezawa K, Robinson RG. Risk factors for and correlates of poststroke depression following discontinuation of antidepressants. *J Neuropsychiatry Clin Neurosci*. 2007 Fall;19(4):399-405.
Source: *PubMed*
1049. Fieve RR, Goodnick PJ, Peselow E, et al. Fluoxetine response: endpoint vs pattern analysis. *Int Clin Psychopharmacol*. 1986 Oct;1(4):320-3.
Source: *PubMed*
1050. Fieve RR, Goodnick PJ, Peselow ED, et al. Pattern analysis of antidepressant response to fluoxetine. *J Clin Psychiatry*. 1986 Nov;47(11):560-2.
Source: *PubMed*
1051. Figueras G, Perez V, San Martino O, et al. Pretreatment platelet 5-HT concentration predicts the short-term response to paroxetine in major depression. *Grupo de Trastornos Afectivos. Biol Psychiatry*. 1999 Aug 15;46(4):518-24.
Source: *PubMed*
1052. Filipic I, Margetic B, Simunovic I, et al. Depression treatment and its impact upon the quality of life in patients with diabetes type 2 - the Croatian study. *Psychiatr Danub*. 2010 Jun;22(2):231-5.
Source: *PubMed*
1053. Filipčić I, Margetić B, Šimunović I, et al. Depression treatment and its impact upon the quality of life in patients with diabetes type 2—The Croatian study. *Psychiatria Danubina*. 2010;22(2):231-5.
Source: *PsycINFO*
1054. Finch SJ, van Zyl LT. Cardioversion of persistent atrial arrhythmia after treatment with venlafaxine in successful management of major depression and posttraumatic stress disorder. *Psychosomatics*. 2006 Nov-Dec;47(6):533-6.
Source: *PubMed*
1055. Findling RL, Johnson JL, McClellan J, et al. Double-Blind Maintenance Safety and Effectiveness Findings From the Treatment of Early-Onset Schizophrenia Spectrum (TEOSS) Study. *Journal of the American Academy of Child and Adolescent Psychiatry*. 2010;49(6):583-94.
Source: *EMBASE*
1056. Findling RL, Pagano ME, McNamara NK, et al. The short-term safety and efficacy of fluoxetine in depressed adolescents with alcohol and cannabis use disorders: A pilot randomized placebo-controlled trial. *Child and Adolescent Psychiatry and Mental Health*. 2009;3.
Source: *Handsearch*
1057. Findling RL, Preskorn SH, Marcus RN, et al. Nefazodone pharmacokinetics in depressed children and adolescents. *J Am Acad Child Adolesc Psychiatry*. 2000 Aug;39(8):1008-16.
Source: *PubMed*
1058. Finfgeld DL. SSRI-related hyponatremia among aging adults. *J Psychosoc Nurs Ment Health Serv*. 2003 Apr;41(4):12-6.
Source: *PubMed*
1059. Finfgeld DL. Serotonin syndrome and the use of SSRIs. *J Psychosoc Nurs Ment Health Serv*. 2004 Feb;42(2):16-20.
Source: *PubMed*
1060. Finkel SI, Richter EM, Clary CM. Comparative efficacy and safety of sertraline versus nortriptyline in major depression in patients 70 and older. *Int Psychogeriatr*. 1999 Mar;11(1):85-99.
Source: *PubMed*
1061. Finkel SI, Richter EM, Clary CM, et al. Comparative efficacy of sertraline vs. fluoxetine in patients age 70 or over with major depression. *Am J Geriatr Psychiatry*. 1999 Summer;7(3):221-7.
Source: *PubMed*
1062. Finkelstein SN, Berndt ER, Greenberg PE, et al. Improvement in subjective work performance after treatment of chronic depression: Some preliminary results. *Psychopharmacology Bulletin (Berl)*. 1996;32(1):33-40.
Source: *EMBASE*

1063. Finnegan KT, Gabiola JM. Fluoxetine overdose. *Am J Psychiatry*. 1988 Dec;145(12):1604.
Source: *PubMed*
1064. Fisar Z, Kalisova L, Paclt I, et al. Platelet serotonin uptake in drug-naïve depressive patients before and after treatment with citalopram. *Psychiatry Res*. 2008 Nov 30;161(2):185-94.
Source: *PubMed*
1065. Fisch C, Knoebel SB. Electrocardiographic findings in sertraline depression trials. *Drug Invest*. 1992;4(4):305-12.
Source: *EMBASE*
1066. Fisch MJ, Loehrer PJ, Kristeller J, et al. Fluoxetine versus placebo in advanced cancer outpatients: a double-blinded trial of the Hoosier Oncology Group. *J Clin Oncol* 2003;21(10):1937-43
Source: *PubMed*
1067. Fisfalen ME, Hsiung RC. Glucose dysregulation and mirtazapine-induced weight gain. *Am J Psychiatry*. 2003 Apr;160(4):797.
Source: *PubMed*
1068. Fisher AA, Davis MW. Serotonin syndrome caused by selective serotonin reuptake-inhibitors-metoclopramide interaction. *Ann Pharmacother*. 2002 Jan;36(1):67-71.
Source: *PubMed*
1069. Fiss T, Dreier A, Meinke C, et al. Frequency of inappropriate drugs in primary care: Analysis of a sample of immobile patients who received periodic home visits. *Age and Ageing*. 2011;40(1):66-73.
Source: *EMBASE*
1070. Flament MF, Lane R. Acute antidepressant response to fluoxetine and sertraline in psychiatric outpatients with psychomotor agitation. *International Journal of Psychiatry in Clinical Practice*. 2001;5(2):103-9.
Source: *EMBASE*
1071. Flament MF, Lane RM, Zhu R, et al. Predictors of an acute antidepressant response to fluoxetine and sertraline. *Int Clin Psychopharmacol*. 1999 Sep;14(5):259-75.
Source: *PubMed*
1072. Flint AJ. Treatment of late-onset agoraphobia secondary to depression. *Can J Psychiatry*. 1995 Nov;40(9):568.
Source: *PubMed*
1073. Flint AJ, Crosby J, Genik JL. Recurrent hyponatremia associated with fluoxetine and paroxetine. *Am J Psychiatry*. 1996 Jan;153(1):134.
Source: *PubMed*
1074. Flint AJ, Rifat SL. A prospective study of lithium augmentation in antidepressant-resistant geriatric depression. *J Clin Psychopharmacol*. 1994 Oct;14(5):353-6.
Source: *PubMed*
1075. Flint AJ, Rifat SL. The effect of sequential antidepressant treatment on geriatric depression. *J Affect Disord*. 1996 Jan 22;36(3-4):95-105.
Source: *PubMed*
1076. Flint AJ, Rifat SL. Anxious depression in elderly patients. Response to antidepressant treatment. *Am J Geriatr Psychiatry*. 1997 Spring;5(2):107-15.
Source: *PubMed*
1077. Flint AJ, Rifat SL. Two-year outcome of elderly patients with anxious depression. *Psychiatry Res*. 1997 Jan 15;66(1):23-31.
Source: *PubMed*
1078. Flint AJ, Rifat SL. Maintenance treatment for recurrent depression in late life. A four-year outcome study. *Am J Geriatr Psychiatry*. 2000 Spring;8(2):112-6.
Source: *PubMed*
1079. Flock A, Zobel A, Bauriedel G, et al. Antiplatelet effects of antidepressant treatment: A randomized comparison between escitalopram and nortriptyline. *Thrombosis Research*. 2010;126(2):e83-e7.
Source: *EMBASE*
1080. Folkerts H. Spontaneous seizure after concurrent use of methohexital anesthesia for electroconvulsive therapy and paroxetine: a case report. *J Nerv Ment Dis*. 1995 Feb;183(2):115-6.
Source: *PubMed*

1081. Folkerts HW, Michael N, Tolle R, et al. Electroconvulsive therapy vs. paroxetine in treatment-resistant depression -- a randomized study. *Acta Psychiatr Scand*. 1997 Nov;96(5):334-42.
Source: *PubMed*
1082. Fontaine R, Ontiveros A, Elie R, et al. A double-blind comparison of nefazodone, imipramine, and placebo in major depression. *J Clin Psychiatry*. 1994 Jun;55(6):234-41.
Source: *PubMed*
1083. Fontaine R, Ontiveros A, Elie R, et al. Lithium carbonate augmentation of desipramine and fluoxetine in refractory depression. *Biol Psychiatry*. 1991 May 1;29(9):946-8.
Source: *PubMed*
1084. Ford AH, Flicker L, McCaul K, et al. The B-VITAGE trial: A randomized trial of homocysteine lowering treatment of depression in later life. *Trials*. 2010;11.
Source: *EMBASE*
1085. Ford HE, Jenike MA. Erythema multiforme associated with trazodone therapy: case report. *J Clin Psychiatry*. 1985 Jul;46(7):294-5.
Source: *PubMed*
1086. Forder J, Kavanagh S, Fenyo A. A comparison of the cost-effectiveness of sertraline versus tricyclic antidepressants in primary care. *J Affect Disord*. 1996 Jun 5;38(2-3):97-111.
Source: *PubMed*
1087. Forlenza OV, Almeida OP, Stoppe A, Jr., et al. Antidepressant efficacy and safety of low-dose sertraline and standard-dose imipramine for the treatment of depression in older adults: results from a double-blind, randomized, controlled clinical trial. *Int Psychogeriatr*. 2001 Mar;13(1):75-84.
Source: *PubMed*
1088. Fountoulakis KN, Iacovides A, Karamouzis M, et al. Is it possible to predict the long-term response to venlafaxine with the use of biological markers and psychophysiological methods? *J Affect Disord*. 2007 Apr;99(1-3):155-63.
Source: *PubMed*
1089. Fountoulakis KN, Samolis S, Iacovides A, et al. Ecchymoses as an adverse effect of fluoxetine treatment. *Psychiatry Res*. 2007 Jul 30;152(1):91-2.
Source: *PubMed*
1090. Fournier JP, Lane RM, Chouinard G, et al. A double-blind comparison of sertraline and imipramine in outpatients with major depression: Acute (8 weeks) and continuation (16 weeks) treatment. *Hum Psychopharmacol*. 1997;12(3):203-15.
Source: *EMBASE*
1091. Frago YD, Frota ERC, Lopes JS, et al. Severe depression, suicide attempts, and ideation during the use of interferon beta by patients with multiple sclerosis. *Clinical Neuropharmacology*. 2010;33(6):312-6.
Source: *EMBASE*
1092. Fraguas R, Jr., Iosifescu DV, Alpert J, et al. Major depressive disorder and comorbid cardiac disease: is there a depressive subtype with greater cardiovascular morbidity? Results from the STAR*D study. *Psychosomatics*. 2007 Sep-Oct;48(5):418-25.
Source: *PubMed*
1093. Fraile P, Garcia-Cosmes P, Garcia T, et al. Hypotension, as consequence of the interaction between tacrolimus and mirtazapine, in a patient with renal transplant. *Nephrol Dial Transplant* 2009;24(6):1999-2001
Source: *PubMed*
1094. Frampton JE, Plosker GL. Duloxetine: a review of its use in the treatment of major depressive disorder. *CNS Drugs*. 2007;21(7):581-609.
Source: *PubMed*
1095. Franchini L, Bongiorno F, Spagnolo C, et al. Psychoeducational Group Intervention in Addition to Antidepressant Therapy As Relapse Preventive Strategy in Unipolar Patients. *Clinical Neuropsychiatry: Journal of Treatment Evaluation*. 2006 Aug, 2006;3(4):282-5.
Source: *PsycINFO*

1096. Franchini L, Gasperini M, Perez J, et al. A double-blind study of long-term treatment with sertraline or fluvoxamine for prevention of highly recurrent unipolar depression. *J Clin Psychiatry*. 1997 Mar;58(3):104-7.
Source: *PubMed*
1097. Franchini L, Gasperini M, Perez J, et al. Dose-response efficacy of paroxetine in preventing depressive recurrences: a randomized, double-blind study. *J Clin Psychiatry*. 1998 May;59(5):229-32.
Source: *PubMed*
1098. Franchini L, Gasperini M, Smeraldi E. A 24-month follow-up study of unipolar subjects: a comparison between lithium and fluvoxamine. *J Affect Disord*. 1994 Dec;32(4):225-31.
Source: *PubMed*
1099. Franchini L, Gasperini M, Zanardi R, et al. Four-year follow-up study of sertraline and fluvoxamine in long-term treatment of unipolar subjects with high recurrence rate. *J Affect Disord*. 2000 Jun;58(3):233-6.
Source: *PubMed*
1100. Franchini L, Rossini D, Bongiorno F, et al. Will a second prophylactic treatment with a higher dosage of the same antidepressant either prevent or delay new depressive episodes? *Psychiatry Res*. 2000 Sep 25;96(1):81-5.
Source: *PubMed*
1101. Franchini L, Spagnolo C, Rampoldi R, et al. Long-term treatment with citalopram in patients with highly recurrent forms of unipolar depression. *Psychiatry Res*. 2001 Dec 15;105(1-2):129-33.
Source: *PubMed*
1102. Franchini L, Zanardi R, Gasperini M, et al. Fluvoxamine and lithium in long-term treatment of unipolar subjects with high recurrence rate. *J Affect Disord*. 1996 Apr 26;38(1):67-9.
Source: *PubMed*
1103. Franchini L, Zanardi R, Gasperini M, et al. Two-year maintenance treatment with citalopram, 20 mg, in unipolar subjects with high recurrence rate. *J Clin Psychiatry*. 1999 Dec;60(12):861-5.
Source: *PubMed*
1104. Franco K, Malhotra S. Poststroke depression. *Am J Psychiatry*. 2001 Apr;158(4):658-60.
Source: *PubMed*
1105. Frank C. Recognition and treatment of serotonin syndrome. *Can Fam Physician*. 2008 Jul;54(7):988-92.
Source: *PubMed*
1106. Frank E, Shear MK, Rucci P, et al. Influence of panic-agoraphobic spectrum symptoms on treatment response in patients with recurrent major depression. *Am J Psychiatry*. 2000 Jul;157(7):1101-7.
Source: *PubMed*
1107. Frank MG, Hendricks SE, Burke WJ, et al. Clinical response augments NK cell activity independent of treatment modality: a randomized double-blind placebo controlled antidepressant trial. *Psychol Med*. 2004 Apr;34(3):491-8.
Source: *PubMed*
1108. Freed E, Goldney R, Lambert T, et al. A double-blind, multicentre study to assess the tolerability and efficacy of paroxetine compared with amitriptyline in the treatment of depressed patients in Australian general practice. *Aust N Z J Psychiatry*. 1999 Jun;33(3):416-21.
Source: *PubMed*
1109. Freeman EW, Rickels K, Sondheimer SJ, et al. Continuous or intermittent dosing with sertraline for patients with severe premenstrual syndrome or premenstrual dysphoric disorder. *Am J Psychiatry*. 2004 Feb;161(2):343-51.
Source: *PubMed*
1110. Freeman EW, Rickels K, Sondheimer SJ, et al. Sertraline versus desipramine in the treatment of premenstrual syndrome: an open-label trial. *J Clin Psychiatry*. 1996 Jan;57(1):7-11.
Source: *PubMed*
1111. Freeman EW, Sondheimer SJ, Polansky M, et al. Predictors of response to sertraline treatment of severe premenstrual syndromes. *J Clin Psychiatry*. 2000 Aug;61(8):579-84.
Source: *PubMed*

1112. Freeman MP. An imperfect literature and evidence-based medicine. *J Clin Psychiatry*. 2009 Mar;70(3):412-3.
Source: *PubMed*
1113. Freeman MP, Nolan PE, Jr., Davis MF, et al. Pharmacokinetics of sertraline across pregnancy and postpartum. *J Clin Psychopharmacol*. 2008 Dec;28(6):646-53.
Source: *PubMed*
1114. Fregni F, Santos CM, Myczkowski ML, et al. Repetitive transcranial magnetic stimulation is as effective as fluoxetine in the treatment of depression in patients with Parkinson's disease. *J Neurol Neurosurg Psychiatry*. 2004 Aug;75(8):1171-4.
Source: *PubMed*
1115. Freudenreich O. Exacerbation of idiopathic priapism with risperidone-citalopram combination. *J Clin Psychiatry*. 2002 Mar;63(3):249-50.
Source: *PubMed*
1116. Fric M, Pfuhlmann B, Laux G, et al. The influence of smoking on the serum level of duloxetine. *Pharmacopsychiatry*. 2008 Jul, 2008;41(4):151-5.
Source: *PsycINFO*
1117. Friede M, Henneicke von Zepelin HH, Freudenstein J. Differential therapy of mild to moderate depressive episodes (ICD-10 F 32.0; F 32.1) with St. John's wort. *Pharmacopsychiatry*. 2001 Jul;34 Suppl 1:S38-41.
Source: *PubMed*
1118. Friedman E, Thase M, Kornblith S, et al. The Implementation of Cognitive Therapy in STAR*D. *Cognitive Therapy and Research*. 2004;28(6):819-33.
Source: *Handsearch*
1119. Friedman RA, Leon AC. Expanding the black box - depression, antidepressants, and the risk of suicide. *New England Journal of Medicine*. 2007;356(23):2343-6.
Source: *PubMed*
1120. Frye MA. Bipolar disorder - A focus on depression. *New England Journal of Medicine*. 2011;364(1):51-9.
Source: *EMBASE*
1121. Fu WB, Fan L, Zhu XP, et al. Depressive neurosis treated by acupuncture for regulating the liver--a report of 176 cases. *J Tradit Chin Med*. 2009 Jun;29(2):83-6.
Source: *PubMed*
1122. Fukuchi T, Kanemoto K. Differential effects of milnacipran and fluvoxamine, especially in patients with severe depression and agitated depression: a case-control study. *Int Clin Psychopharmacol*. 2002 Mar;17(2):53-8.
Source: *PubMed*
1123. Furey ML, Drevets WC. Antidepressant efficacy of the antimuscarinic drug scopolamine: A randomized, placebo-controlled clinical trial. *Archives of General Psychiatry*. 2006;63(10):1121-9.
Source: *EMBASE*
1124. Furukawa TA, Cipriani A, Barbui C, et al. Long-term treatment of depression with antidepressants: A systematic narrative review. *The Canadian Journal of Psychiatry / La Revue canadienne de psychiatrie* 2007;52(9):545-52
Source: *PsycINFO*
1125. Fusar-Poli P, Martinelli V, Politi P, et al. Successful antidepressive treatment with mirtazapine following lung transplantation. *Progress in Neuro-Psychopharmacology & Biological Psychiatry*. 2008 Oct, 2008;32(7):1745-6.
Source: *PsycINFO*
1126. Fux M, Taub M, Zohar J. Emergence of depressive symptoms during treatment for panic disorder with specific 5-hydroxytryptophan reuptake inhibitors. *Acta Psychiatr Scand*. 1993 Oct;88(4):235-7.
Source: *PubMed*
1127. Gabriel A. Lamotrigine adjunctive treatment in resistant unipolar depression: An open, descriptive study. *Depression and Anxiety*. 2006;23(8):485-8.
Source: *EMBASE*
1128. Gabriel A. Changes in plasma cholesterol in mood disorder patients: does treatment make a difference? *J Affect Disord*. 2007 Apr;99(1-3):273-8.
Source: *PubMed*

1129. Gagiano CA. A double blind comparison of paroxetine and fluoxetine in patients with major depression. *Br J Clin Res.* 1993;4:145-52.
Source: *EMBASE*
1130. Gagiano CA, Muller PG, Fourie J, et al. The therapeutic efficacy of paroxetine: (a) an open study in patients with major depression not responding to antidepressants; (b) a double-blind comparison with amitriptyline in depressed outpatients. *Acta Psychiatr Scand Suppl.* 1989;350:130-1.
Source: *PubMed*
1131. Gahimer J, Wernicke J, Yalcin I, et al. A retrospective pooled analysis of duloxetine safety in 23,983 subjects. *Curr Med Res Opin.* 2007 Jan;23(1):175-84.
Source: *PubMed*
1132. Galecki P, Szemraj J, Bienkiewicz M, et al. Lipid peroxidation and antioxidant protection in patients during acute depressive episodes and in remission after fluoxetine treatment. *Pharmacol Rep.* 2009 May-Jun;61(3):436-47.
Source: *PubMed*
1133. Gales BJ, Gales MA. Erythema multiforme and angioedema with indapamide and sertraline. *Am J Hosp Pharm.* 1994 Jan 1;51(1):118-9.
Source: *PubMed*
1134. Gallassi R, Di Sarro R, Morreale A, et al. Memory impairment in patients with late-onset major depression: the effect of antidepressant therapy. *J Affect Disord.* 2006 Apr;91(2-3):243-50.
Source: *PubMed*
1135. Gallimore C. Pharmacological Management of Treatment-Resistant Depression Alternative therapies often required to alleviate symptoms. *Journal of the Pharmacy Society of Wisconsin (USA).* 2008 01/01/(NOV-DEC):18-22.
Source: *PsycINFO*
1136. Garakani A, Martinez JM, Marcus S, et al. A randomized, double-blind, and placebo-controlled trial of quetiapine augmentation of fluoxetine in major depressive disorder. *Int Clin Psychopharmacol* 2008;23(5):269-75
Source: *PubMed*
1137. Garcia Campayo J. Effectiveness of mirtazapine in the treatment of depression with associated somatic symptoms. *Actas Esp Psiquiatr.* 2008 Jan-Feb;36(1):25-32.
Source: *PubMed*
1138. Garcia-Cebrian A, Bauer M, Montejo AL, et al. Factors influencing depression endpoints research (FINDER): Study design and population characteristics. *European Psychiatry.* 2008;23(1):57-65.
Source: *EMBASE*
1139. Garcia-Cebrian A, Gandhi P, Demyttenaere K, et al. The association of depression and painful physical symptoms-a review of the European literature. *European Psychiatry.* 2006;21(6):379-88.
Source: *Scopus*
1140. Garcia-Sevilla JA, Ventayol P, Perez V, et al. Regulation of platelet alpha 2A-adrenoceptors, Gi proteins and receptor kinases in major depression: effects of mirtazapine treatment. *Neuropsychopharmacology.* 2004 Mar;29(3):580-8.
Source: *PubMed*
1141. Garcia-Toro M, Pascual-Leone A, Romera M, et al. Prefrontal repetitive transcranial magnetic stimulation as add on treatment in depression. *J Neurol Neurosurg Psychiatry.* 2001 Oct;71(4):546-8.
Source: *PubMed*
1142. Gardner EA. Long-term preventive care in depression: the use of bupropion in patients intolerant of other antidepressants. *J Clin Psychiatry.* 1983 May;44(5 Pt 2):157-62.
Source: *PubMed*
1143. Gardner EA, Johnston JA. Bupropion--an antidepressant without sexual pathophysiological action. *J Clin Psychopharmacol.* 1985 Feb;5(1):24-9.
Source: *PubMed*
1144. Garnock-Jones KP, McCormack PL. Escitalopram: a review of its use in the management of major depressive disorder in adults. *CNS Drugs.* 2010 Sep 1;24(9):769-96.
Source: *PubMed*

1145. Garriock HA, Hamilton SP. Genetic studies of drug response and side effects in the STAR*D study, part 2. *J Clin Psychiatry*. 2009 Sep;70(9):1323-5.
Source: *PubMed*
1146. Garriock HA, Kraft JB, Shyn SI, et al. A genomewide association study of citalopram response in major depressive disorder. *Biol Psychiatry*. 2010 Jan 15;67(2):133-8.
Source: *PubMed*
1147. Gartlehner G, Gaynes BN, Hansen RA, et al. Ranking antidepressants. *Lancet*. 2009 May 23;373(9677):1761; author reply -2.
Source: *PubMed*
1148. Gartlehner G, Gaynes BN, Hansen RA, et al. Comparative benefits and harms of second-generation antidepressants: background paper for the American College of Physicians. *Ann Intern Med*. 2008 Nov 18;149(10):734-50.
Source: *PubMed*
1149. Gartlehner G, Hansen RA, Carey TS, et al. Discontinuation rates for selective serotonin reuptake inhibitors and other second-generation antidepressants in outpatients with major depressive disorder: A systematic review and meta-analysis. *International Clinical Psychopharmacology* 2005;20(2):59-69
Source: *Scopus*
1150. Gartlehner G, Hansen RA, Nissman D, et al. A simple and valid tool distinguished efficacy from effectiveness studies. *J of Clinical Epidemiology*. 2006.
Source: *Handsearch*
1151. Gartlehner G, Hansen RA, Thieda P, et al. Comparative Effectiveness of Second-Generation Antidepressants in the Pharmacologic Treatment of Adult Depression. Rockville, MD: Agency for Healthcare Research and Quality (US), 2007. Report No.: 07-EHC007-EF.
Source: *PubMed*
1152. Gartlehner G, Thaler K, Hansen RA, et al. The general and comparative efficacy and safety of duloxetine in major depressive disorder: a systematic review and meta-analysis. *Drug Saf*. 2009;32(12):1159-73.
Source: *PubMed*
1153. Gartlehner G, Thieda P, Hansen RA, et al. Comparative risk for harms of second-generation antidepressants : a systematic review and meta-analysis. *Drug Saf* 2008;31(10):851-65
Source: *PubMed*
1154. Gartrell N. Increased libido in women receiving trazodone. *Am J Psychiatry*. 1986 Jun;143(6):781-2.
Source: *PubMed*
1155. Gasperini M, Gatti F, Bellini L, et al. Perspectives in clinical psychopharmacology of amitriptyline and fluvoxamine. A double-blind study in depressed inpatients. *Neuropsychobiology*. 1992;26(4):186-92.
Source: *PubMed*
1156. Gasto C, Navarro V, Marcos T, et al. Single-blind comparison of venlafaxine and nortriptyline in elderly major depression. *J Clin Psychopharmacol*. 2003 Feb;23(1):21-6.
Source: *PubMed*
1157. Gastpar M, Singer A, Zeller K. Efficacy and tolerability of hypericum extract STW3 in long-term treatment with a once-daily dosage in comparison with sertraline. *Pharmacopsychiatry*. 2005 Mar;38(2):78-86.
Source: *PubMed*
1158. Gastpar M, Singer A, Zeller K. Comparative efficacy and safety of a once-daily dosage of hypericum extract STW3-VI and citalopram in patients with moderate depression: a double-blind, randomised, multicentre, placebo-controlled study. *Pharmacopsychiatry* 2006;39(2):66-75
Source: *PubMed*
1159. Gater R, Waheed W, Husain N, et al. Social intervention for British Pakistani women with depression: Randomised controlled trial. *British Journal of Psychiatry*. 2010;197(3):227-33.
Source: *EMBASE*
1160. Gattaz WF, Vogel P, Kick H, et al. Moclobemide versus fluoxetine in the treatment of inpatients with major depression. *J Clin Psychopharmacol*. 1995 Aug;15(4 Suppl 2):35S-40S.
Source: *PubMed*

1161. Gatti F, Bellini L, Gasperini M, et al. Fluvoxamine alone in the treatment of delusional depression. *Am J Psychiatry*. 1996 Mar;153(3):414-6.
Source: *PubMed*
1162. Gau YT, Liou YJ, Yu YW, et al. Evidence for association between genetic variants of p75 neurotrophin receptor (p75NTR) gene and antidepressant treatment response in Chinese major depressive disorder. *Am J Med Genet B Neuropsychiatr Genet*. 2008 Jul 5;147B(5):594-9.
Source: *PubMed*
1163. Gaynes B, Lux L, Lloyd S, et al. Nonpharmacologic Interventions for Treatment-Resistant Depression in Adults. Comparative Effectiveness Review No. Rockville, MD: Agency for Healthcare Research and Quality; 2011.
Source: *Handsearch*
1164. Gaynes BN, Davis L, Rush AJ, et al. The aims and design of the Sequenced Treatment Alternatives to Relieve Depression (STAR*D) study. 2005;12(2):6.
Source: *Handsearch*
1165. Gaynes BN, Magruder KM, Burns BJ, et al. Does a coexisting anxiety disorder predict persistence of depressive illness in primary care patients with major depression? *Gen Hosp Psychiatry*. 1999 May-Jun;21(3):158-67.
Source: *PubMed*
1166. Gaynes BN, Rush AJ, Trivedi M, et al. A direct comparison of presenting characteristics of depressed outpatients from primary vs. specialty care settings: preliminary findings from the STAR*D clinical trial. *Gen Hosp Psychiatry*. 2005 Mar-Apr;27(2):87-96.
Source: *PubMed*
1167. Gaynes BN, Rush AJ, Trivedi MH, et al. Primary versus specialty care outcomes for depressed outpatients managed with measurement-based care: results from STAR*D. *J Gen Intern Med*. 2008 May;23(5):551-60.
Source: *PubMed*
1168. Gaynes BN, Rush AJ, Trivedi MH, et al. Major depression symptoms in primary care and psychiatric care settings: a cross-sectional analysis. *Ann Fam Med*. 2007 Mar-Apr;5(2):126-34.
Source: *PubMed*
1169. Gaynes BN, Rush AJ, Trivedi MH, et al. The STAR*D study: treating depression in the real world. *Cleve Clin J Med*. 2008 Jan;75(1):57-66.
Source: *PubMed*
1170. Gecici O, Gokmen Z, Nebioglu M. Fentanyl dependence caused by the non-medical use: A case report. *Klinik Psikofarmakoloji Bulteni*. 2010;20(3):255-7.
Source: *EMBASE*
1171. Geddes JR, Carney SM, Davies C, et al. Relapse prevention with antidepressant drug treatment in depressive disorders: a systematic review. *Lancet*. 2003 Feb 22;361(9358):653-61.
Source: *PubMed*
1172. Geddes JR, Freemantle N, Mason J, et al. Selective serotonin reuptake inhibitors (SSRIs) versus other antidepressants for depression. *The Cochrane Library (Cochrane Review)*. 2006 2006(1).
Source: *Handsearch*
1173. Geerts S, Bruynooghe F, De Cuyper H, et al. Moclobemide versus fluoxetine for major depressive episodes. *Clin Neuropharmacol*. 1994;17 Suppl 1:S50-7.
Source: *PubMed*
1174. Gelenberg AJ, McGahuey C, Laukes C, et al. Mirtazapine substitution in SSRI-induced sexual dysfunction. *J Clin Psychiatry*. 2000 May;61(5):356-60.
Source: *PubMed*
1175. Gelenberg AJ, Trivedi MH, Rush AJ, et al. Randomized, placebo-controlled trial of nefazodone maintenance treatment in preventing recurrence in chronic depression. *Biol Psychiatry*. 2003 Oct 15;54(8):806-17.
Source: *PubMed*

1176. Gendall KA, Joyce PR, Mulder RT, et al. Thyroid indices and response to fluoxetine and nortriptyline in major depression. *J Psychopharmacol.* 2003 Dec;17(4):431-7. Source: *PubMed*
1177. Gentile S. Antipsychotic-associated weight gain. *Ann Pharmacother.* 2004 May;38(5):903-4. Source: *PubMed*
1178. Gentile S. Quetiapine-fluvoxamine combination during pregnancy and while breastfeeding. *Arch Womens Ment Health.* 2006 May;9(3):158-9. Source: *PubMed*
1179. Gentile S, Bellantuono C. Selective serotonin reuptake inhibitor exposure during early pregnancy and the risk of fetal major malformations: focus on paroxetine. *J Clin Psychiatry* 2009;70(3):414-22 Source: *PubMed*
1180. George MS, Lisanby SH, Avery D, et al. Daily left prefrontal transcranial magnetic stimulation therapy for major depressive disorder: A sham-controlled randomized trial. *Archives of general psychiatry.* 2010;67(5):507-16. Source: *EMBASE*
1181. George MS, Rush AJ, Marangell LB, et al. A one-year comparison of vagus nerve stimulation with treatment as usual for treatment-resistant depression. *Biological Psychiatry.* 2005;58(5):364-73. Source: *EMBASE*
1182. George T, Theodoros MT, Chiu E, et al. An open study of sertraline in patients with major depression who failed to respond to moclobemide. *Aust N Z J Psychiatry.* 1999 Dec;33(6):889-95. Source: *PubMed*
1183. Geraciotti TD, Jr., Loosen PT, Gold PW, et al. Cortisol, thyroid hormone, and mood in atypical depression: a longitudinal case study. *Biol Psychiatry.* 1992 Mar 1;31(5):515-9. Source: *PubMed*
1184. Geretsegger C, Bohmer F, Ludwig M. Paroxetine in the elderly depressed patient: randomized comparison with fluoxetine of efficacy, cognitive and behavioural effects. *Int Clin Psychopharmacol.* 1994 Spring;9(1):25-9. Source: *PubMed*
1185. Geretsegger C, Stuppaeck CH, Mair M, et al. Multicenter double blind study of paroxetine and amitriptyline in elderly depressed inpatients. *Psychopharmacology.* 1995;119(3):277-81. Source: *EMBASE*
1186. Gershon S. Comparative side effect profiles of trazodone and imipramine: special reference to the geriatric population. *Psychopathology.* 1984;17 Suppl 2:39-50. Source: *PubMed*
1187. Gershon S, Georgotas A, Newton R, et al. Clinical evaluation of two new antidepressants. *Adv Biochem Psychopharmacol.* 1982;32:57-68. Source: *PubMed*
1188. Gerstenberg G, Aoshima T, Fukasawa T, et al. Relationship between clinical effects of fluvoxamine and the steady-state plasma concentrations of fluvoxamine and its major metabolite fluvoxamino acid in Japanese depressed patients. *Psychopharmacology (Berl).* 2003 Jun;167(4):443-8. Source: *PubMed*
1189. Gervasoni N, Legendre-Simon P, Aubry JM, et al. Early telephone intervention for psychiatric outpatients starting antidepressant treatment. *Nord J Psychiatry.* 2010 Aug;64(4):265-7. Source: *PubMed*
1190. Ghaeli P, Shahsavand E, Mesbahi M, et al. Comparing the effects of 8-week treatment with fluoxetine and imipramine on fasting blood glucose of patients with major depressive disorder. *J Clin Psychopharmacol.* 2004 Aug;24(4):386-8. Source: *PubMed*
1191. Ghaemi SN, Goodwin FK. Antidepressants for Bipolar Depression. *The American Journal of Psychiatry.* 2005 Aug, 2005;162(8):1545-6. Source: *PsycINFO*

1192. Ghaemi SN, Ostacher MM, El-Mallakh RS, et al. Antidepressant discontinuation in bipolar depression: A systematic treatment enhancement program for bipolar disorder (STEP-BD) randomized clinical trial of long-term effectiveness and safety. *Journal of Clinical Psychiatry*. 2010;71(4):372-80. Source: *EMBASE*
1193. Giannelli A, Rabboni M, Zarattini F, et al. A combination of hypothalamic phospholipid liposomes with trazodone for treatment of depression. An open controlled study. *Acta Psychiatr Scand*. 1989 Jan;79(1):52-8. Source: *PubMed*
1194. Gibbons RD, Brown CH, Hur K, et al. Early evidence on the effects of regulators' suicidality warnings on SSRI prescriptions and suicide in children and adolescents. *American Journal of Psychiatry*. 2007;164(9):1356-63. Source: *Scopus*
1195. Gibbons RD, Brown CH, Hur K, et al. Relationship between antidepressants and suicide attempts: An analysis of the veterans health administration data sets. *American Journal of Psychiatry* 2007;164(7):1044-9 Source: *Scopus*
1196. Gibbons RD, Hur K, Bhaumik DK, et al. The relationship between antidepressant medication use and rate of suicide. *Archives of General Psychiatry* 2005;62(2):165-72 Source: *Scopus*
1197. Gibbons RD, Hur K, Bhaumik DK, et al. The relationship between antidepressant prescription rates and rate of early adolescent suicide. *American Journal of Psychiatry*. 2006;163(11):1898-904. Source: *Scopus*
1198. Gibson TB, Jing Y, Carls GS, et al. Cost burden of treatment resistance in patients with depression. *American Journal of Managed Care*. 2010;16(5):370-7. Source: *EMBASE*
1199. Gijssman HJ, Geddes JR, Rendell JM, et al. Dr Gijssman and Colleagues Reply: Antidepressants and Bipolar Depression. *The American Journal of Psychiatry*. 2005 Aug, 2005;162(8):1547-8. Source: *PsycINFO*
1200. Gilaberte I, Montejo AL, de la Gandara J, et al. Fluoxetine in the prevention of depressive recurrences: a double-blind study. *J Clin Psychopharmacol*. 2001 Aug;21(4):417-24. Source: *PubMed*
1201. Gill J, Luckenbaugh D, Charney D, et al. Sustained elevation of serum interleukin-6 and relative insensitivity to hydrocortisone differentiates posttraumatic stress disorder with and without depression. *Biological psychiatry*. 2010;68(11):999-1006. Source: *EMBASE*
1202. Gillin JC, Rapaport M, Erman MK, et al. A comparison of nefazodone and fluoxetine on mood and on objective, subjective, and clinician-rated measures of sleep in depressed patients: a double-blind, 8-week clinical trial. *J Clin Psychiatry*. 1997 May;58(5):185-92. Source: *PubMed*
1203. Gillman K. Venlafaxine-lithium toxicity: suitability for use in the elderly. *J Clin Pharm Ther*. 2007 Oct;32(5):529-31. Source: *PubMed*
1204. Gilmer WS, Gollan JK, Wisniewski SR, et al. Does the duration of index episode affect the treatment outcome of major depressive disorder? A STAR*D report. *J Clin Psychiatry*. 2008 Aug;69(8):1246-56. Source: *PubMed*
1205. Gilmer WS, Kemp DE. STAR*D: What have we learned thus far? *International Drug Therapy Newsletter (USA)*. 2006 10/01;41(Oct). Source: *PsycINFO*
1206. Gilmer WS, Trivedi MH, Rush AJ, et al. Factors associated with chronic depressive episodes: a preliminary report from the STAR-D project. *Acta Psychiatr Scand*. 2005 Dec;112(6):425-33. Source: *PubMed*
1207. Gilmor ML, Owens MJ, Nemeroff CB. Inhibition of norepinephrine uptake in patients with major depression treated with paroxetine. *Am J Psychiatry*. 2002 Oct;159(10):1702-10. Source: *PubMed*

1208. Ginestet D. Fluoxetine in endogenous depression and melancholia versus clomipramine. *Int Clin Psychopharmacol*. 1989 Jan;4 Suppl 1:37-40.
Source: *PubMed*
1209. Ginsberg DL. Adjunctive ropinirole for treatment-resistant depression. *Primary Psychiatry*. 2005;12(8):26-7.
Source: *EMBASE*
1210. Ginsberg DL. Vardenafil Treatment of Sertraline-Induced Anorgasmia in a Woman. *Primary Psychiatry*. 2005 Jan, 2005;12(1):17-8.
Source: *PsycINFO*
1211. Girardi P, Pompili M, Innamorati M, et al. Duloxetine in acute major depression: review of comparisons to placebo and standard antidepressants using dissimilar methods. *Hum Psychopharmacol* 2009;24(3):177-90
Source: *PubMed*
1212. Girgis RR, Duggal HS, Douaihy AB. Respiratory depression from Symbyax® overdose and binge drinking. *General Hospital Psychiatry*. 2006 May-Jun, 2006;28(3):255-6.
Source: *PsycINFO*
1213. Gittelman DK, Kirby MG. A seizure following bupropion overdose. *J Clin Psychiatry*. 1993 Apr;54(4):162.
Source: *PubMed*
1214. Glassman AH, Bigger JT, Jr., Gaffney M. Psychiatric characteristics associated with long-term mortality among 361 patients having an acute coronary syndrome and major depression: seven-year follow-up of SADHART participants. *Arch Gen Psychiatry*. 2009 Sep;66(9):1022-9.
Source: *PubMed*
1215. Glassman AH, Bigger JT, Gaffney M, et al. Onset of major depression associated with acute coronary syndromes: relationship of onset, major depressive disorder history, and episode severity to sertraline benefit. *Arch Gen Psychiatry* 2006;63(3):283-8
Source: *PubMed*
1216. Glassman AH, Bigger JT, Gaffney M, et al. Heart rate variability in acute coronary syndrome patients with major depression: influence of sertraline and mood improvement. *Arch Gen Psychiatry*. 2007 Sep;64(9):1025-31.
Source: *PubMed*
1217. Glassman AH, O'Connor CM, Califf RM, et al. Sertraline treatment of major depression in patients with acute MI or unstable angina. *Jama*. 2002 Aug 14;288(6):701-9.
Source: *PubMed*
1218. Gleason OC, Yates WR, Isbell MD, et al. An open-label trial of citalopram for major depression in patients with hepatitis C. *J Clin Psychiatry*. 2002 Mar;63(3):194-8.
Source: *PubMed*
1219. Glenny AM, Altman DG, Song F, et al. Indirect comparisons of competing interventions. *Health Technol Assess*. 2005 Jul;9(26):1-134, iii-iv.
Source: *PubMed*
1220. Glod C. Prozac: pros and cons. *J Psychosoc Nurs Ment Health Serv*. 1990 Dec;28(12):33-4.
Source: *PubMed*
1221. Goethe JW, Woolley SB, Cardoni AA, et al. Selective serotonin reuptake inhibitor discontinuation: side effects and other factors that influence medication adherence. *J Clin Psychopharmacol*. 2007 Oct;27(5):451-8.
Source: *PubMed*
1222. Goldapple K, Segal Z, Garson C, et al. Modulation of cortical-limbic pathways in major depression: treatment-specific effects of cognitive behavior therapy. *Arch Gen Psychiatry*. 2004 Jan;61(1):34-41.
Source: *PubMed*
1223. Goldberg HL, Finnerty RJ. Trazodone in the treatment of neurotic depression. *J Clin Psychiatry*. 1980 Dec;41(12 Pt 1):430-4.
Source: *PubMed*
1224. Goldberg JF. The modern pharmacopoeia: a return to depressive realism? *Bipolar Disord*. 2008 Dec;10(8):969-72.
Source: *PubMed*

1225. Goldberg JF, Sacks MH, Kocsis JH. Attenuation of response to serotonin reuptake inhibitors. *Am J Psychiatry*. 1995 Jun;152(6):954.
Source: *PubMed*
1226. Goldbloom DS, Olmsted MP. Pharmacotherapy of bulimia nervosa with fluoxetine: assessment of clinically significant attitudinal change. *Am J Psychiatry*. 1993 May;150(5):770-4.
Source: *PubMed*
1227. Golden RN. Efficacy and tolerability of controlled-release paroxetine. *Psychopharmacol Bull*. 2003 Spring;37 Suppl 1:176-86.
Source: *PubMed*
1228. Golden RN, De Vane CL, Laizure SC, et al. Bupropion in depression. II. The role of metabolites in clinical outcome. *Arch Gen Psychiatry*. 1988 Feb;45(2):145-9.
Source: *PubMed*
1229. Golden RN, Nemeroff CB, McSorley P, et al. Efficacy and tolerability of controlled-release and immediate-release paroxetine in the treatment of depression. *J Clin Psychiatry*. 2002 Jul;63(7):577-84.
Source: *PubMed*
1230. Golden RN, Rudorfer MV, Sherer MA, et al. Bupropion in depression. I. Biochemical effects and clinical response. *Arch Gen Psychiatry*. 1988 Feb;45(2):139-43.
Source: *PubMed*
1231. Goldman S. Possible antipsychotic effect of fluvoxamine. *CNS Spectr*. 2005 Oct;10(10):774; author reply -5.
Source: *PubMed*
1232. Goldsmith SJ, Anger Friedfeld K, Beren S, et al. Psychiatric illness in patients presenting for obesity treatment. *International Journal of Eating Disorders*. 1992;12(1):63-71.
Source: *EMBASE*
1233. Goldstein DJ. Effects of third trimester fluoxetine exposure on the newborn. *J Clin Psychopharmacol*. 1995 Dec;15(6):417-20.
Source: *PubMed*
1234. Goldstein DJ. Duloxetine in the treatment of major depressive disorder. *Neuropsychiatric Disease and Treatment*. 2007 2007;3(2):193-209.
Source: *PsycINFO*
1235. Goldstein DJ, Hamilton SH, Masica DN, et al. Fluoxetine in medically stable, depressed geriatric patients: effects on weight. *J Clin Psychopharmacol*. 1997 Oct;17(5):365-9.
Source: *PubMed*
1236. Goldstein DJ, Lu Y, Detke MJ, et al. Effects of duloxetine on painful physical symptoms associated with depression. *Psychosomatics*. 2004 Jan-Feb;45(1):17-28.
Source: *PubMed*
1237. Goldstein DJ, Lu Y, Detke MJ, et al. Duloxetine in the treatment of depression: a double-blind placebo-controlled comparison with paroxetine. *J Clin Psychopharmacol*. 2004 Aug;24(4):389-99.
Source: *PubMed*
1238. Goldstein DJ, Mallinckrodt C, Lu Y, et al. Duloxetine in the treatment of major depressive disorder: a double-blind clinical trial. *J Clin Psychiatry*. 2002 Mar;63(3):225-31.
Source: *PubMed*
1239. Goldstein DJ, Rampey AH, Jr., Potvin JH, et al. Analyses of suicidality in double-blind, placebo-controlled trials of pharmacotherapy for weight reduction. *J Clin Psychiatry*. 1993 Aug;54(8):309-16.
Source: *PubMed*
1240. Goldstein DJ, Wilson MG, Ascroft RC, et al. Effectiveness of fluoxetine therapy in bulimia nervosa regardless of comorbid depression. *Int J Eat Disord*. 1999 Jan;25(1):19-27.
Source: *PubMed*
1241. Goldstein L, Barker M, Segall F, et al. Seizure and transient SIADH associated with sertraline. *Am J Psychiatry*. 1996 May;153(5):732.
Source: *PubMed*

1242. Gomez Gomez JM, Teixido Perramon C. Combined treatment with venlafaxine and tricyclic antidepressants in depressed patients who had partial response to clomipramine or imipramine: initial findings. *J Clin Psychiatry*. 2000 Apr;61(4):285-9.
Source: *PubMed*
1243. Gómez-Gil E, Navinés R, Martínez De Osaba MJ, et al. Hormonal responses to the 5-HT1A agonist buspirone in remitted endogenous depressive patients after long-term imipramine treatment. *Psychoneuroendocrinology* 2010(4):481-9
Source: *The Cochrane Library*
1244. Gonella G, Bagnoli G, Ecarl U. Fluvoxamine and imipramine in the treatment of depressive patients: a double-blind controlled study. *Curr Med Res Opin*. 1990;12(3):177-84.
Source: *PubMed*
1245. Gonzalez-Pinto A, Gutierrez M, Gonzalez N, et al. Efficacy and safety of venlafaxine-ECT combination in treatment-resistant depression. *J Neuropsychiatry Clin Neurosci*. 2002 Spring;14(2):206-9.
Source: *PubMed*
1246. Gonzalez-Pinto A, Imaz H, De Heredia JL, et al. Mania and tramadol-fluoxetine combination. *Am J Psychiatry*. 2001 Jun;158(6):964-5.
Source: *PubMed*
1247. Goode DJ, Manning AA. Comparison of bupropion alone and with haloperidol in schizo-affective disorder, depressed type. *J Clin Psychiatry*. 1983 Jul;44(7):253-5.
Source: *PubMed*
1248. Goodman WK, Price LH, Delgado PL, et al. Specificity of serotonin reuptake inhibitors in the treatment of obsessive-compulsive disorder. Comparison of fluvoxamine and desipramine. *Arch Gen Psychiatry*. 1990 Jun;47(6):577-85.
Source: *PubMed*
1249. Goodnick PJ, Dominguez RA, DeVane CL, et al. Bupropion slow-release response in depression: diagnosis and biochemistry. *Biol Psychiatry*. 1998 Oct 1;44(7):629-32.
Source: *PubMed*
1250. Goodnick PJ, Fieve RR, Peselow ED, et al. Double-blind treatment of major depression with fluoxetine: use of pattern analysis and relation of HAM-D score to CGI change. *Psychopharmacol Bull*. 1987;23(1):162-3.
Source: *PubMed*
1251. Goodnick PJ, Kumar A, Henry JH, et al. Sertraline in coexisting major depression and diabetes mellitus. *Psychopharmacol Bull*. 1997;33(2):261-4.
Source: *PubMed*
1252. Goodnick PJ, Sandoval R, Brickman A, et al. Bupropion treatment of fluoxetine-resistant chronic fatigue syndrome. *Biol Psychiatry*. 1992 Nov 1;32(9):834-8.
Source: *PubMed*
1253. Goodwin GM. Innovation translates into antidepressant effectiveness. *Journal of psychopharmacology (Oxford, England)*. 2008;22(7 Suppl):9-12.
Source: *Scopus*
1254. Gooneratne NS, Patel NP, Corcoran A. Chronic obstructive pulmonary disease diagnosis and management in older adults. *Journal of the American Geriatrics Society*. 2010;58(6):1153-62.
Source: *EMBASE*
1255. Gorenstein C, Andrade L, Moreno RA, et al. Social adjustment in depressed patients treated with venlafaxine and amitriptyline. *Int Clin Psychopharmacol*. 2002 Jul;17(4):171-5.
Source: *PubMed*
1256. Gorwood P, Weiller E, Lemming O, et al. Escitalopram prevents relapse in older patients with major depressive disorder. *Am J Geriatr Psychiatry* 2007;15(7):581-93
Source: *PubMed*
1257. Gossen D, de Suray JM, Vandenhende F, et al. Influence of fluoxetine on olanzapine pharmacokinetics. *AAPS PharmSci*. 2002;4(2):E11.
Source: *PubMed*
1258. Gottfries CG. Scandinavian experience with citalopram in the elderly. *Int Clin Psychopharmacol*. 1996 Mar;11 Suppl 1:41-4.
Source: *PubMed*

1259. Gourion D. Antidepressants and their onset of action: A major clinical, methodological and prognostical issue. Délai d'action des antidépresseurs : une problématique clinique, méthodologique et pronostique fondamentale dans le traitement de la dépression majeure. 2008;34(1):73-81.
Source: *Scopus*
1260. Gouvea F, Lopes A, Greenberg B, et al. Response to sham and active gamma ventral capsulotomy in otherwise intractable obsessive-compulsive disorder. Stereotactic and Functional Neurosurgery. 2010;88(3):177-82.
Source: *EMBASE*
1261. Graber MA, Hoehns TB, Perry PJ. Sertraline-phenelzine drug interaction: a serotonin syndrome reaction. Ann Pharmacother. 1994 Jun;28(6):732-5.
Source: *PubMed*
1262. Gracious BL, Hanusa BH, Wisner KL, et al. Weight changes in postpartum women with remitted depression. J Clin Psychiatry. 2005 Mar;66(3):291-3.
Source: *PubMed*
1263. Grady TA, Pigott TA, L'Heureux F, et al. Double-blind study of adjuvant buspirone for fluoxetine-treated patients with obsessive-compulsive disorder. Am J Psychiatry. 1993 May;150(5):819-21.
Source: *PubMed*
1264. Granger AL, Fehnel SE, Hogue SL, et al. An assessment of patient preference and adherence to treatment with Wellbutrin SR: a web-based survey. J Affect Disord. 2006 Feb;90(2-3):217-21.
Source: *PubMed*
1265. Grasmader K, Verwohlt PL, Kuhn KU, et al. Relationship between mirtazapine dose, plasma concentration, response, and side effects in clinical practice. Pharmacopsychiatry. 2005 May;38(3):113-7.
Source: *PubMed*
1266. Gravem A, Amthor KF, Astrup C, et al. A double-blind comparison of citalopram (Lu 10-171) and amitriptyline in depressed patients. Acta Psychiatr Scand. 1987 May;75(5):478-86.
Source: *PubMed*
1267. Greco T, Eckert G, Kroenke K. The outcome of physical symptoms with treatment of depression. J Gen Intern Med. 2004 Aug;19(8):813-8.
Source: *PubMed*
1268. Green TD, Reynolds CF, 3rd, Mulsant BH, et al. Accelerating antidepressant response in geriatric depression: a post hoc comparison of combined sleep deprivation and paroxetine versus monotherapy with paroxetine, nortriptyline, or placebo. J Geriatr Psychiatry Neurol. 1999 Summer;12(2):67-71.
Source: *PubMed*
1269. Greenberg PE, Kessler RC, Birnbaum HG, et al. The economic burden of depression in the United States: how did it change between 1990 and 2000? J Clin Psychiatry. 2003 Dec;64(12):1465-75.
Source: *Handsearch*
1270. Greenberg RP, Bornstein RF, Zborowski MJ, et al. A meta-analysis of fluoxetine outcome in the treatment of depression. J Nerv Ment Dis. 1994 Oct;182(10):547-51.
Source: *PubMed*
1271. Greene DS, Barbhuiya RH. Clinical pharmacokinetics of nefazodone. Clin Pharmacokinet. 1997 Oct;33(4):260-75.
Source: *PubMed*
1272. Greenes D, Fava M, Cioffi J, et al. The relationship of depression to dissociation in patients with bulimia nervosa. J Psychiatr Res. 1993 Apr-Jun;27(2):133-7.
Source: *PubMed*
1273. Greenlee A, Karp JF, Dew MA, et al. Anxiety impairs depression remission in partial responders during extended treatment in late-life. Depress Anxiety. 2010 May;27(5):451-6.
Source: *PubMed*
1274. Greenway FL, Fujioka K, Plodkowski RA, et al. Effect of naltrexone plus bupropion on weight loss in overweight and obese adults (COR-I): A multicentre, randomised, double-blind, placebo-controlled, phase 3 trial. The Lancet. 2010;376(9741):595-605.
Source: *EMBASE*

1275. Gregor KJ, Way K, Young CH, et al. Concomitant use of selective serotonin reuptake inhibitors with other cytochrome P450 2D6 or 3A4 metabolized medications: how often does it really happen? *J Affect Disord.* 1997 Oct;46(1):59-67. Source: *PubMed*
1276. Greist J, McNamara RK, Mallinckrodt CH, et al. Incidence and duration of antidepressant-induced nausea: duloxetine compared with paroxetine and fluoxetine. *Clin Ther.* 2004 Sep;26(9):1446-55. Source: *PubMed*
1277. Griffiths RI, Sullivan EM, Frank RG, et al. Medical resource use and cost of venlafaxine or tricyclic antidepressant therapy. Following selective serotonin reuptake inhibitor therapy for depression. *Pharmacoeconomics.* 1999 May;15(5):495-505. Source: *PubMed*
1278. Grigoriadis S, Kennedy SH, Bagby RM. A comparison of antidepressant response in younger and older women. *J Clin Psychopharmacol.* 2003 Aug;23(4):405-7. Source: *PubMed*
1279. Grimsley SR, Jann MW. Paroxetine, sertraline, and fluvoxamine: new selective serotonin reuptake inhibitors. *Clin Pharm.* 1992 Nov;11(11):930-57. Source: *PubMed*
1280. Grinshpoon A, Marom E, Weizman A, et al. Psychotropic drug use in Israel: Results from the national health survey. *Primary Care Companion to the Journal of Clinical Psychiatry.* 2007;9(5):356-63. Source: *EMBASE*
1281. Gronli O, Stensland GO, Wynn R, et al. Neurotrophic factors in serum following ECT: a pilot study. *World J Biol Psychiatry.* 2009;10(4):295-301. Source: *PubMed*
1282. Grossman R, Reynolds D, Goodman M, et al. Efficacy of open-label venlafaxine in subjects with major depressive disorder: associations with neuroendocrine response to serotonergic and noradrenergic probes. *Psychiatry Res.* 2004 Sep 30;128(2):203-6. Source: *PubMed*
1283. Grunder G, Wetzel H, Schlosser R, et al. Subchronic antidepressant treatment with venlafaxine or imipramine and effects on blood pressure and heart rate: assessment by automatic 24-hour monitoring. *Pharmacopsychiatry.* 1996 Mar;29(2):72-8. Source: *PubMed*
1284. Grunhaus L, Hirschman S, Dolberg OT, et al. Coadministration of melatonin and fluoxetine does not improve the 3-month outcome following ECT. *J Ect.* 2001 Jun;17(2):124-8. Source: *PubMed*
1285. Grunze H, Marcuse A, Scharer LO, et al. Nefazodone in psychotic unipolar and bipolar depression: a retrospective chart analysis and open prospective study on its efficacy and safety versus combined treatment with amitriptyline and haloperidol. *Neuropsychobiology.* 2002;46 Suppl 1:31-5. Source: *PubMed*
1286. Guaiana G, Andretta M, Corbari L, et al. Antidepressant drug consumption and public health indicators in Italy, 1955 to 2000. *Journal of Clinical Psychiatry.* 2005;66(6):750-5. Source: *Scopus*
1287. Guaiana G, Gupta S, Chiodo D, et al. Agomelatine versus other antidepressive agents for major depression. *Cochrane Database of Systematic Reviews* 2010(11): Source: *The Cochrane Library*
1288. Gual A, Balcells M, Torres M, et al. Sertraline for the prevention of relapse in detoxicated alcohol dependent patients with a comorbid depressive disorder: a randomized controlled trial. *Alcohol Alcohol.* 2003 Nov-Dec;38(6):619-25. Source: *PubMed*
1289. Gualtieri CT, Johnson LG. Bupropion normalizes cognitive performance in patients with depression. *MedGenMed.* 2007;9(1):22. Source: *PubMed*
1290. Guelfi JD, Ansseau M, Corruble E, et al. A double-blind comparison of the efficacy and safety of milnacipran and fluoxetine in depressed inpatients. *Int Clin Psychopharmacol.* 1998 May;13(3):121-8. Source: *PubMed*

1291. Guelfi JD, Anseau M, Timmerman L, et al. Mirtazapine versus venlafaxine in hospitalized severely depressed patients with melancholic features. *J Clin Psychopharmacol*. 2001 Aug;21(4):425-31.
Source: *PubMed*
1292. Guelfi JD, Bouhassira M, Bonett Perrin E, et al. Study of the efficacy of fluoxetine versus tianeptine in the treatment of elderly depressed patients, followed in general practice. *Encephale*. 1999;25(3):265-70.
Source: *EMBASE*
1293. Guelfi JD, Dreyfus JF, Pichot P. Fluvoxamine and imipramine: results of a long-term controlled trial. *Int Clin Psychopharmacol*. 1987 Apr;2(2):103-9.
Source: *PubMed*
1294. Guelfi JD, Strub N, Loft H. Efficacy of intravenous citalopram compared with oral citalopram for severe depression. Safety and efficacy data from a double-blind, double-dummy trial. *J Affect Disord*. 2000 Jun;58(3):201-9.
Source: *PubMed*
1295. Guelfi JD, White C, Hackett D, et al. Effectiveness of venlafaxine in patients hospitalized for major depression and melancholia. *J Clin Psychiatry*. 1995 Oct;56(10):450-8.
Source: *PubMed*
1296. Guillibert E, Pelicier Y, Archambault JC, et al. A double-blind, multicentre study of paroxetine versus clomipramine in depressed elderly patients. *Acta Psychiatr Scand Suppl*. 1989;350:132-4.
Source: *PubMed*
1297. Gulseren L, Gulseren S, Hekimsoy Z, et al. Comparison of fluoxetine and paroxetine in type II diabetes mellitus patients. *Arch Med Res*. 2005 Mar-Apr;36(2):159-65.
Source: *PubMed*
1298. Gulsun M, Doruk A. Mirtazapine-induced akathisia. *J Clin Psychopharmacol*. 2008 Aug;28(4):467.
Source: *PubMed*
1299. Gunnell D, Saperia J, Ashby D. Selective serotonin reuptake inhibitors (SSRIs) and suicide in adults: meta-analysis of drug company data from placebo controlled, randomised controlled trials submitted to the MHRA's safety review. *Bmj*. 2005 Feb 19;330(7488):385.
Source: *PubMed*
1300. Gunning-Dixon FM, Walton M, Cheng J, et al. MRI signal hyperintensities and treatment remission of geriatric depression. *Journal of affective disorders*. 2010;126(3):395-401.
Source: *EMBASE*
1301. Gupta AK, Saravay SM. Venlafaxine-induced hyponatremia. *J Clin Psychopharmacol*. 1997 Jun;17(3):223-5.
Source: *PubMed*
1302. Gupta RK, Parker G, Norman TR, et al. Fluoxetine--delayed half-life and an adverse event. *Med J Aust*. 1993 May 17;158(10):722-3.
Source: *PubMed*
1303. Gupta S, Ghaly N, Dewan M. Augmenting fluoxetine with dextroamphetamine to treat refractory depression. *Hosp Community Psychiatry*. 1992 Mar;43(3):281-3.
Source: *PubMed*
1304. Gupta S, Major LF. Hair loss associated with fluoxetine. *Br J Psychiatry*. 1991 Nov;159:737-8.
Source: *PubMed*
1305. Gupta S, Nihalani N, Masand P. Duloxetine: review of its pharmacology, and therapeutic use in depression and other psychiatric disorders. *Ann Clin Psychiatry*. 2007 Apr-Jun;19(2):125-32.
Source: *PubMed*
1306. Guthrie E, Barlow J, Fernandes L, et al. Changes in tolerance to rectal distension correlate with changes in psychological state in patients with severe irritable bowel syndrome. *Psychosom Med*. 2004 Jul-Aug;66(4):578-82.
Source: *PubMed*
1307. Gutierrez MA, Stimmel GL, Aiso JY. Venlafaxine: a 2003 update. *Clin Ther*. 2003 Aug;25(8):2138-54.
Source: *PubMed*

1308. Gutierrez RL, McKercher R, Galea J, et al. Lamotrigine augmentation strategy for patients with treatment-resistant depression. *CNS Spectrums*. 2005;10(10):800-5.
Source: *Scopus*
1309. Guy W, Wilson WH, Ban TA, et al. A double-blind clinical trial of fluvoxamine and imipramine in patients with primary depression. *Psychopharmacol Bull*. 1984 Winter;20(1):73-8.
Source: *PubMed*
1310. Guyatt G, Gutterman D, Baumann MH, et al. Grading strength of recommendations and quality of evidence in clinical guidelines: report from an american college of chest physicians task force. *Chest*. 2006 Jan;129(1):174-81.
Source: *PubMed*
1311. Habra ME, Baker B, Frasure-Smith N, et al. First episode of major depressive disorder and vascular factors in coronary artery disease patients: Baseline characteristics and response to antidepressant treatment in the CREATE trial. *J Psychosom Res*. 2010 Aug;69(2):133-41.
Source: *PubMed*
1312. Hackett D. Venlafaxine XR in the treatment of anxiety. *Acta Psychiatr Scand Suppl*. 2000(406):30-5.
Source: *PubMed*
1313. Haddad PM, Pal BR, Clarke P, et al. Neonatal symptoms following maternal paroxetine treatment: serotonin toxicity or paroxetine discontinuation syndrome? *J Psychopharmacol*. 2005 Sep;19(5):554-7.
Source: *PubMed*
1314. Hadikusumo B, Ng B. Serotonin syndrome induced by duloxetine. *Aust N Z J Psychiatry*. 2009 Jun;43(6):581-2.
Source: *PubMed*
1315. Haffmans PM, Timmerman L, Hoogduin CA. Efficacy and tolerability of citalopram in comparison with fluvoxamine in depressed outpatients: a double-blind, multicentre study. The LUCIFER Group. *Int Clin Psychopharmacol*. 1996 Sep;11(3):157-64.
Source: *PubMed*
1316. Hahn SM, Griffin JH. Comment: fluoxetine adverse effects and drug interactions. *Dicp*. 1991 Nov;25(11):1273-4.
Source: *PubMed*
1317. Haider SI, Haider I. Comparative trial of selective serotonin reuptake inhibitors in depression. *Pakistan Journal of Medical Sciences*. 2001;17(4):237-9.
Source: *EMBASE*
1318. Halaris A. Antidepressant drug therapy in the elderly: enhancing safety and compliance. *Int J Psychiatry Med*. 1986;16(1):1-19.
Source: *PubMed*
1319. Halaris AE, Stern W, Harto-Truax N. Clinical efficacy of the new antidepressant bupropion (Wellbutrin) [proceedings]. *Psychopharmacol Bull*. 1981 Jan;17(1):140-2.
Source: *PubMed*
1320. Halaris AE, Stern WC, Van Wyck Fleet J, et al. Evaluation of the safety and efficacy of bupropion in depression. *J Clin Psychiatry*. 1983 May;44(5 Pt 2):101-3.
Source: *PubMed*
1321. Hale A, Corral RM, Mencacci C, et al. Superior antidepressant efficacy results of agomelatine versus fluoxetine in severe MDD patients: A randomized, double-blind study. *International Clinical Psychopharmacology*. 2010;25(6):305-14.
Source: *EMBASE*
1322. Halikas JA. Org 3770 (mirtazapine) versus trazodone: A placebo controlled trial in depressed elderly patients. *Hum Psychopharmacol*. 1995;10(Suppl 2):S125-S33.
Source: *EMBASE*
1323. Hall WD, Lucke J. How have the selective serotonin reuptake inhibitor antidepressants affected suicide mortality? *Aust N Z J Psychiatry*. 2006 Nov-Dec;40(11-12):941-50.
Source: *PubMed*
1324. Halman M, Goldbloom DS. Fluoxetine and neuroleptic malignant syndrome. *Biol Psychiatry*. 1990 Sep 15;28(6):518-21.
Source: *PubMed*

1325. Ham BJ, Lee BC, Paik JW, et al. Association between the tryptophan hydroxylase-1 gene A218C polymorphism and citalopram antidepressant response in a Korean population. *Prog Neuropsychopharmacol Biol Psychiatry*. 2007 Jan 30;31(1):104-7. Source: *PubMed*
1326. Hamed A, Lee A, Ren XS, et al. Use of antidepressant medications: are there differences in psychiatric visits among patient treatments in the Veterans Administration? *Med Care*. 2004 Jun;42(6):551-9. Source: *PubMed*
1327. Hameed U, Schwartz TL, Malhotra K, et al. Antidepressant Treatment in the Primary Care Office: Outcomes for Adjustment Disorder Versus Major Depression. *Annals of Clinical Psychiatry*. 2005 Apr-Jun; 2005;17(2):77-81. Source: *PsycINFO*
1328. Hamilton BA, Jones PG, Hoda AN, et al. Flupenthixol and fluvoxamine in mild to moderate depression: a comparison in general practice. *Pharmatherapeutica*. 1989;5(5):292-7. Source: *PubMed*
1329. Hamilton SP, Nunes EV, Janal M, et al. The effect of sertraline on methadone plasma levels in methadone-maintenance patients. *Am J Addict*. 2000 Winter;9(1):63-9. Source: *PubMed*
1330. Hammad TA, Laughren T, Racoosin J. Suicidality in pediatric patients treated with antidepressant drugs. *Archives of General Psychiatry*. 2006;63(3):332-9. Source: *Scopus*
1331. Hammad TA, Laughren TP, Racoosin JA. Suicide rates in short-term randomized controlled trials of newer antidepressants. *Journal of Clinical Psychopharmacology* 2006;26(2):203-7 Source: *Scopus*
1332. Hannan N, Hamzah Z, Akinpeloye HO, et al. Venlafaxine-mirtazapine combination in the treatment of persistent depressive illness. *J Psychopharmacol*. 2007 Mar;21(2):161-4. Source: *PubMed*
1333. Hanretta AT, Malek-Ahmadi P. Combined Use of ECT with Duloxetine and Olanzapine: A Case Report. *The Journal of ECT*. 2006 Jun; 2006;22(2):139-41. Source: *PsycINFO*
1334. Hansen L. Fluoxetine dose-increment related akathisia in depression: implications for clinical care, recognition and management of selective serotonin reuptake inhibitor-induced akathisia. *J Psychopharmacol*. 2003 Dec;17(4):451-2. Source: *PubMed*
1335. Hansen R, Gaynes B, Thieda P, et al. Meta-analysis of major depressive disorder relapse and recurrence with second-generation antidepressants. *Psychiatr Serv* 2008;59(10):1121-30 Source: *PubMed*
1336. Hansen RA, Gartlehner G, Lohr KN, et al. Efficacy and safety of second-generation antidepressants in the treatment of major depressive disorder. *Ann Intern Med*. 2005 Sep 20;143(6):415-26. Source: *PubMed*
1337. Hansen RA, Moore CG, Dusetzina SB, et al. Controlling for drug dose in systematic review and meta-analysis: a case study of the effect of antidepressant dose. *Med Decis Making*. 2009 Jan-Feb;29(1):91-103. Source: *PubMed*
1338. Hargrave R, Martinez D, Bernstein AJ. Fluoxetine-induced seizures. *Psychosomatics*. 1992 Spring;33(2):236-9. Source: *PubMed*
1339. Harley J, Roberts R, Joyce P, et al. Orosomucoid influences the response to antidepressants in major depressive disorder. *J Psychopharmacol*. 2010 Apr;24(4):531-5. Source: *PubMed*
1340. Harley R, Petersen T, Scalia M, et al. Problem-solving ability and comorbid personality disorders in depressed outpatients. *Depress Anxiety*. 2006;23(8):496-501. Source: *PubMed*

1341. Harlow MC, Davidson CM, Bourgeois JA. Psychogenic tremor in a patient with a major depressive episode. *S D Med* 2009;62(6):233, 5
Source: *PubMed*
1342. Harman JS, Veazie PJ, Lyness JM. Primary care physician office visits for depression by older Americans. *Journal of General Internal Medicine*. 2006;21(9):926-30.
Source: *EMBASE*
1343. Harmer CJ, Shelley NC, Cowen PJ, et al. Increased positive versus negative affective perception and memory in healthy volunteers following selective serotonin and norepinephrine reuptake inhibition. *Am J Psychiatry*. 2004 Jul;161(7):1256-63.
Source: *PubMed*
1344. Haro R, Drucker-Colin R. Effects of long-term administration of nicotine and fluoxetine on sleep in depressed patients. *Arch Med Res*. 2004 Nov-Dec;35(6):499-506.
Source: *PubMed*
1345. Harrer G, Schmidt U, Kuhn U, et al. Comparison of equivalence between the St. John's wort extract LoHyp-57 and fluoxetine. *Arzneimittelforschung*. 1999 Apr;49(4):289-96.
Source: *PubMed*
1346. Harris MG, Benfield P. Fluoxetine. A review of its pharmacodynamic and pharmacokinetic properties, and therapeutic use in older patients with depressive illness. *Drugs Aging*. 1995 Jan;6(1):64-84.
Source: *PubMed*
1347. Harris RP, Helfand M, Woolf SH, et al. Current methods of the US Preventive Services Task Force: a review of the process. *Am J Prev Med*. 2001 Apr;20(3 Suppl):21-35.
Source: *Handsearch*
1348. Harrison CL, Ferrier N, Young AH. Tolerability of high-dose venlafaxine in depressed patients. *J Psychopharmacol*. 2004 Jun;18(2):200-4.
Source: *PubMed*
1349. Harrison G, Dilley JW, Loeb L, et al. Priapism and quetiapine: a case report. *Psychopharmacol Bull*. 2006;39(1):117-9.
Source: *PubMed*
1350. Hart S, Fonareva I, Merluzzi N, et al. Treatment for depression and its relationship to improvement in quality of life and psychological well-being in multiple sclerosis patients. *Qual Life Res*. 2005 Apr;14(3):695-703.
Source: *PubMed*
1351. Harto NE, Spera KF, Branconnier RJ. Fluoxetine-induced reduction of body mass in patients with major depressive disorder. *Psychopharmacol Bull*. 1988;24(2):220-3.
Source: *PubMed*
1352. Hartter S, Wetzel H, Hammes E, et al. Serum concentrations of fluvoxamine and clinical effects. A prospective open clinical trial. *Pharmacopsychiatry*. 1998 Sep;31(5):199-200.
Source: *PubMed*
1353. Hartter S, Wetzel H, Hammes E, et al. Nonlinear pharmacokinetics of fluvoxamine and gender differences. *Ther Drug Monit*. 1998 Aug;20(4):446-9.
Source: *PubMed*
1354. Harvey AT, Silkey BS, Kornstein SG, et al. Acute worsening of chronic depression during a double-blind, randomized clinical trial of antidepressant efficacy: differences by sex and menopausal status. *J Clin Psychiatry*. 2007 Jun;68(6):951-8.
Source: *PubMed*
1355. Hashimoto K. Comments on "An innovative design to establish proof of concept of the antidepressant effects of the NR2B subunit selective N-methyl-D-aspartate antagonist, CP-101,606 in patients with treatment-refractory major depressive disorder". *J Clin Psychopharmacol*. 2009 Aug;29(4):411-2; author reply 2.
Source: *PubMed*
1356. Hassan R, Pollard CA. Late-life-onset panic disorder: clinical and demographic characteristics of a patient sample. *J Geriatr Psychiatry Neurol*. 1994 Apr-Jun;7(2):84-8.
Source: *PubMed*

1357. Haukka J, Arffman M, Partonen T, et al. Antidepressant use and mortality in Finland: A register-linkage study from a nationwide cohort. *European Journal of Clinical Pharmacology* 2009;65(7):715-20
Source: *Handsearch*
1358. Hauser P, Khosla J, Aurora H, et al. A prospective study of the incidence and open-label treatment of interferon-induced major depressive disorder in patients with hepatitis C. *Mol Psychiatry*. 2002;7(9):942-7.
Source: *PubMed*
1359. Hawley CJ, Fineberg NA. Commentary on 'STAR*D: A summary and UK perspective'. *Journal of Psychopharmacology*. 2009 Aug; 2009;23(6):620-1.
Source: *PsycINFO*
1360. Hawley CJ, Pattinson HA, Quick SJ, et al. A protocol for the pharmacologic treatment of major depression. A field test of a potential prototype. *J Affect Disord*. 1998 Jan;47(1-3):87-96.
Source: *PubMed*
1361. Hawley CJ, Quick SJ, Ratnam S, et al. Safety and tolerability of combined treatment with moclobemide and SSRIs: a systematic study of 50 patients. *Int Clin Psychopharmacol*. 1996 Sep;11(3):187-91.
Source: *PubMed*
1362. Hawthorne ME, Lacey JH. Severe disturbance occurring during treatment for depression of a bulimic patient with fluoxetine. *J Affect Disord*. 1992 Nov;26(3):205-7.
Source: *PubMed*
1363. Hayes RL, Gerner RH, Fairbanks L, et al. ECG findings in geriatric depressives given trazodone, placebo, or imipramine. *J Clin Psychiatry*. 1983 May;44(5):180-3.
Source: *PubMed*
1364. Hayford KE, Patten CA, Rummans TA, et al. Efficacy of bupropion for smoking cessation in smokers with a former history of major depression or alcoholism. *Br J Psychiatry*. 1999 Feb;174:173-8.
Source: *PubMed*
1365. Haykal RF, Akiskal HS. The long-term outcome of dysthymia in private practice: clinical features, temperament, and the art of management. *J Clin Psychiatry*. 1999 Aug;60(8):508-18.
Source: *PubMed*
1366. Hayward R, Jordan KP, Croft P. Healthcare use in adults with insomnia: A longitudinal study. *British Journal of General Practice*. 2010;60(574):334-40.
Source: *EMBASE*
1367. Health USDo, Human Services F, Administration D. Guidance for Industry and Investigators. Safety Reporting Requirements for INDs and BA/BE Studies. Draft Guidance. Rockville, MD: United States Department of Health and Human Services, Food and Drug Administration, 2010 Source: *Handsearch*
1368. Healy D. Reboxetine: its effects as measured by the Social Adaptation Self-evaluation Scale. *Acta Psychiatr Scand Suppl*. 2000;402:45-51.
Source: *PubMed*
1369. Healy D, Carney PA, O'Halloran A, et al. Peripheral adrenoceptors and serotonin receptors in depression. Changes associated with response to treatment with trazodone or amitriptyline. *J Affect Disord*. 1985 Nov;9(3):285-96.
Source: *PubMed*
1370. Healy D, O'Halloran A, Carney PA, et al. Variations in platelet 5-hydroxytryptamine in control and depressed populations. *J Psychiatr Res*. 1986;20(4):345-53.
Source: *PubMed*
1371. Healy E, McKeon P. Dopaminergic sensitivity and prediction of antidepressant response. *J Psychopharmacol*. 2000 Jun;14(2):152-6.
Source: *PubMed*
1372. Hebenstreit GF, Fellerer K, Zochling R, et al. A pharmacokinetic dose titration study in adult and elderly depressed patients. *Acta Psychiatr Scand Suppl*. 1989;350:81-4.
Source: *PubMed*

1373. Hecht Orzack M, Cole JO, Friedman L, et al. Weight changes in antidepressants: a comparison of amitriptyline and trazodone. *Neuropsychobiology*. 1986;15 Suppl 1:28-30. Source: *PubMed*
1374. Hegerl U, Hautzinger M, Mergl R, et al. Effects of pharmacotherapy and psychotherapy in depressed primary-care patients: A randomized, controlled trial including a patients' choice arm. *International Journal of Neuropsychopharmacology* 2010;13(1):31-44 Source: *PsycINFO*
1375. Hegerl U, Mergl R, Henkel V, et al. Differential effects of reboxetine and citalopram on hand-motor function in patients suffering from major depression. *Psychopharmacology (Berl)*. 2005 Feb;178(1):58-66. Source: *PubMed*
1376. Heijnen WT, van den Broek WW, Mulder PG, et al. Prevalence of trait anxiety in a sample of depressed inpatients and its influence on response to antidepressants. *J Psychopharmacol*. 2010 Apr;24(4):559-63. Source: *PubMed*
1377. Heiligenstein JH, Faries DE, Rush AJ, et al. Latency to rapid eye movement sleep as a predictor of treatment response to fluoxetine and placebo in nonpsychotic depressed outpatients. *Psychiatry Res*. 1994 Jun;52(3):327-39. Source: *PubMed*
1378. Heiligenstein JH, Tollefson GD, Faries DE. A double-blind trial of fluoxetine, 20 mg, and placebo in out-patients with DSM-III-R major depression and melancholia. *Int Clin Psychopharmacol*. 1993 Winter;8(4):247-51. Source: *PubMed*
1379. Heiligenstein JH, Tollefson GD, Faries DE. Response patterns of depressed outpatients with and without melancholia: a double-blind, placebo-controlled trial of fluoxetine versus placebo. *J Affect Disord*. 1994 Mar;30(3):163-73. Source: *PubMed*
1380. Heiligenstein JH, Ware JE, Jr., Beusterien KM, et al. Acute effects of fluoxetine versus placebo on functional health and well-being in late-life depression. *Int Psychogeriatr*. 1995;7 Suppl:125-37. Source: *PubMed*
1381. Hellerstein DJ, Batchelder S, Kreditor D, et al. Bupropion sustained-release for the treatment of dysthymic disorder: an open-label study. *J Clin Psychopharmacol*. 2001 Jun;21(3):325-9. Source: *PubMed*
1382. Hellerstein DJ, Batchelder ST, Hyler S, et al. Escitalopram versus placebo in the treatment of dysthymic disorder. *International Clinical Psychopharmacology*. 2010;25(3):143-8. Source: *EMBASE*
1383. Hellerstein DJ, Batchelder ST, Little SA, et al. Venlafaxine in the treatment of dysthymia: an open-label study. *J Clin Psychiatry*. 1999 Dec;60(12):845-9. Source: *PubMed*
1384. Hellerstein DJ, Kocsis JH, Chapman D, et al. Double-blind comparison of sertraline, imipramine, and placebo in the treatment of dysthymia: effects on personality. *Am J Psychiatry*. 2000 Sep;157(9):1436-44. Source: *PubMed*
1385. Hellerstein DJ, Little SA, Samstag LW, et al. Adding group psychotherapy to medication treatment in dysthymia: a randomized prospective pilot study. *J Psychother Pract Res*. 2001 Spring;10(2):93-103. Source: *PubMed*
1386. Hellerstein DJ, Samstag LW, Cantillon M, et al. Follow-up assessment of medication-treated dysthymia. *Prog Neuropsychopharmacol Biol Psychiatry*. 1996 Apr;20(3):427-42. Source: *PubMed*
1387. Hellerstein DJ, Yanowitch P, Rosenthal J, et al. Long-term treatment of double depression: a preliminary study with serotonergic antidepressants. *Prog Neuropsychopharmacol Biol Psychiatry*. 1994 Jan;18(1):139-47. Source: *PubMed*

1388. Hellerstein DJ, Yanowitch P, Rosenthal J, et al. A randomized double-blind study of fluoxetine versus placebo in the treatment of dysthymia. *Am J Psychiatry*. 1993 Aug;150(8):1169-75.
Source: *PubMed*
1389. Hellweg R, Ziegenhorn A, Heuser I, et al. Serum concentrations of nerve growth factor and brain-derived neurotrophic factor in depressed patients before and after antidepressant treatment. *Pharmacopsychiatry*. 2008 Mar;41(2):66-71.
Source: *PubMed*
1390. Hendrick V, Altshuler L. Management of major depression during pregnancy. *Am J Psychiatry*. 2002 Oct;159(10):1667-73.
Source: *PubMed*
1391. Hendrickx B, Van MM, Spiers R, et al. The treatment of psychocutaneous disorders: A new approach. *Curr Ther Res Clin Exp*. 1991;49(1):111-9.
Source: *EMBASE*
1392. Henkel V, Mergl R, Allgaier AK, et al. Treatment of atypical depression: Post-hoc analysis of a randomized controlled study testing the efficacy of sertraline and cognitive behavioural therapy in mildly depressed outpatients. *European Psychiatry*. 2010;25(8):491-8.
Source: *EMBASE*
1393. Henning O, Niedermaier N, Kniest A, et al. Amitriptyline and paroxetine: effects upon peripheral nervous system (PNS). *Journal of Clinical Psychopharmacology*. 2002;22(2):229-30.
Source: *EMBASE*
1394. Henningsen P, Löwe B. Depression, pain, and somatoform disorders. *Current Opinion in Psychiatry*. 2006;19(1):19-24.
Source: *Scopus*
1395. Henry ME, Kaufman MJ, Hennen J, et al. Cerebral blood volume and clinical changes on the third day of placebo substitution for SSRI treatment. *Biol Psychiatry*. 2003 Jan 1;53(1):100-5.
Source: *PubMed*
1396. Henry ME, Moore CM, Kaufman MJ, et al. Brain kinetics of paroxetine and fluoxetine on the third day of placebo substitution: a fluorine MRS study. *Am J Psychiatry*. 2000 Sep;157(9):1506-8.
Source: *PubMed*
1397. Henry NL, Stearns V, Flockhart DA, et al. Drug interactions and pharmacogenomics in the treatment of breast cancer and depression. *Am J Psychiatry*. 2008 Oct;165(10):1251-5.
Source: *PubMed*
1398. Hensley PL. Treatment of bereavement-related depression and traumatic grief. *J Affect Disord*. 2006 May;92(1):117-24.
Source: *PubMed*
1399. Hensley PL, Slonimski CK, Uhlenhuth EH, et al. Escitalopram: an open-label study of bereavement-related depression and grief. *J Affect Disord*. 2009 Feb;113(1-2):142-9.
Source: *PubMed*
1400. Herberg KW. Antidepressants and traffic safety. *Fortschr Neurol Psychiatr*. 1994;62(Suppl 1):24-8.
Source: *EMBASE*
1401. Herken H, Gurel A, Selek S, et al. Adenosine Deaminase, Nitric Oxide, Superoxide Dismutase, and Xanthine Oxidase in Patients with Major Depression: Impact of Antidepressant Treatment. *Archives of Medical Research*. 2007;38(2):247-52.
Source: *EMBASE*
1402. Herman JB, Brotman AW, Pollack MH, et al. Fluoxetine-induced sexual dysfunction. *J Clin Psychiatry*. 1990 Jan;51(1):25-7.
Source: *PubMed*
1403. Hernandez CR, Smith GS, Houck PR, et al. The clinical response to total sleep deprivation and recovery sleep in geriatric depression: potential indicators of antidepressant treatment outcome. *Psychiatry Res*. 2000 Dec 4;97(1):41-9.
Source: *PubMed*
1404. Hernandez-Avila CA, Modesto-Lowe V, Feinn R, et al. Nefazodone treatment of comorbid alcohol dependence and major depression. *Alcohol Clin Exp Res*. 2004 Mar;28(3):433-40.
Source: *PubMed*

1405. Herold N, Uebelhack K, Franke L, et al. Imaging of serotonin transporters and its blockade by citalopram in patients with major depression using a novel SPECT ligand [123I]-ADAM. *J Neural Transm.* 2006 May;113(5):659-70.
Source: *PubMed*
1406. Herrera-Guzman I, Gudayol-Ferre E, Herrera-Abarca JE, et al. Major Depressive Disorder in recovery and neuropsychological functioning: effects of selective serotonin reuptake inhibitor and dual inhibitor depression treatments on residual cognitive deficits in patients with Major Depressive Disorder in recovery. *J Affect Disord.* 2010 Jun;123(1-3):341-50.
Source: *PubMed*
1407. Herrera-Guzman I, Gudayol-Ferre E, Herrera-Guzman D, et al. Effects of selective serotonin reuptake and dual serotonergic-noradrenergic reuptake treatments on memory and mental processing speed in patients with major depressive disorder. *J Psychiatr Res.* 2009 Jun;43(9):855-63.
Source: *PubMed*
1408. Herrera-Guzman I, Gudayol-Ferre E, Lira-Mandujano J, et al. Cognitive predictors of treatment response to bupropion and cognitive effects of bupropion in patients with major depressive disorder. *Psychiatry Res.* 2008 Jul 15;160(1):72-82.
Source: *PubMed*
1409. Herrera-Guzman I, Herrera-Abarca JE, Gudayol-Ferre E, et al. Effects of selective serotonin reuptake and dual serotonergic-noradrenergic reuptake treatments on attention and executive functions in patients with major depressive disorder. *Psychiatry Res* 2010;177(3):323-9
Source: *PubMed*
1410. Hertzberg MA, Feldman ME, Beckham JC, et al. Open trial of nefazodone for combat-related posttraumatic stress disorder. *J Clin Psychiatry.* 1998 Sep;59(9):460-4.
Source: *PubMed*
1411. Hertzberg MA, Feldman ME, Beckham JC, et al. Three- to four-year follow-up to an open trial of nefazodone for combat-related posttraumatic stress disorder. *Ann Clin Psychiatry.* 2002 Dec;14(4):215-21.
Source: *PubMed*
1412. Hetrick Sarah E, Merry Sally N, McKenzie J, et al. Selective serotonin reuptake inhibitors (SSRIs) for depressive disorders in children and adolescents. *Cochrane Database of Systematic Reviews* 2007(3):
Source: *The Cochrane Library*
1413. Hetrick Sarah E, Purcell R, Garner B, et al. Combined pharmacotherapy and psychological therapies for post traumatic stress disorder (PTSD). *Cochrane Database of Systematic Reviews* 2010(7):
Source: *The Cochrane Library*
1414. Hetzel G, Moeller O, Erfurth A, et al. The impact of the selective monoamine reuptake inhibitors reboxetine and citalopram on visually-evoked event-related potentials in depressed patients. *Pharmacopsychiatry.* 2004 Sep;37(5):200-5.
Source: *PubMed*
1415. Hetzel G, Moeller O, Evers S, et al. The astroglial protein S100B and visually evoked event-related potentials before and after antidepressant treatment. *Psychopharmacology.* 2005;178(2-3):161-6.
Source: *EMBASE*
1416. Hewer W, Rost W, Gattaz WF. Cardiovascular effects of fluvoxamine and maprotiline in depressed patients. *Eur Arch Psychiatry Clin Neurosci.* 1995;246(1):1-6.
Source: *PubMed*
1417. Hewett K, Chrzanowski W, Jokinen R, et al. Double-blind, placebo-controlled evaluation of extended-release bupropion in elderly patients with major depressive disorder. *J Psychopharmacol.* 2010 Apr;24(4):521-9.
Source: *PubMed*
1418. Hewett K, Chrzanowski W, Schmitz M, et al. Eight-week, placebo-controlled, double-blind comparison of the antidepressant efficacy and tolerability of bupropion XR and venlafaxine XR. *J Psychopharmacol* 2009;23(5):531-8
Source: *PubMed*

1419. Hewett K, Gee MD, Krishen A, et al. Double-blind, placebo-controlled comparison of the antidepressant efficacy and tolerability of bupropion XR and venlafaxine XR. *J Psychopharmacol* 2010;24(8):1209-16
Source: *PubMed*
1420. Hickie I, Wilson A. A catecholamine model of fatigue. *Br J Psychiatry*. 1994 Aug;165(2):275-6.
Source: *PubMed*
1421. Hicks JA, Argyropoulos SV, Rich AS, et al. Randomised controlled study of sleep after nefazodone or paroxetine treatment in out-patients with depression. *Br J Psychiatry*. 2002 Jun;180:528-35.
Source: *PubMed*
1422. Higgins JPT, Green S. Cochrane Handbook for Systematic Reviews of Interventions 4.2.5. Cochrane Handbook for Systematic Reviews of Interventions 425. 2005.
Source: *Scopus*
1423. Hilleret H, Voirol P, Bovier P, et al. Very long half-life of paroxetine following intoxication in an extensive cytochrome P4502D6 metabolizer. *Ther Drug Monit*. 2002 Aug;24(4):567-9.
Source: *PubMed*
1424. Himmelhoch JM, Schechtman K, Auchenbach R. The role of trazodone in the treatment of depressed cardiac patients. *Psychopathology*. 1984;17 Suppl 2:51-63.
Source: *PubMed*
1425. Himmerich H, Fulda S, Schaaf L, et al. Changes in weight and glucose tolerance during treatment with mirtazapine. *Diabetes Care*. 2006 Jan;29(1):170.
Source: *PubMed*
1426. Hindmarch I. A review of the psychomotor effects of paroxetine. *Int Clin Psychopharmacol*. 1992 Jun;6 Suppl 4:65-7.
Source: *PubMed*
1427. Hindmarch I, Kimber S, Cockle SM. Abrupt and brief discontinuation of antidepressant treatment: effects on cognitive function and psychomotor performance. *Int Clin Psychopharmacol*. 2000 Nov;15(6):305-18.
Source: *PubMed*
1428. Hintz S, Kuck J, Peterkin JJ, et al. Depression in the context of human immunodeficiency virus infection: implications for treatment. *J Clin Psychiatry*. 1990 Dec;51(12):497-501.
Source: *PubMed*
1429. Hirose S. Restlessness related to SSRI withdrawal. *Psychiatry Clin Neurosci*. 2001 Feb;55(1):79-80.
Source: *PubMed*
1430. Hirose S, Ashby CR, Jr. An open pilot study combining risperidone and a selective serotonin reuptake inhibitor as initial antidepressant therapy. *J Clin Psychiatry*. 2002 Aug;63(8):733-6.
Source: *PubMed*
1431. Hirschfeld RM. Guidelines for the long-term treatment of depression. *J Clin Psychiatry*. 1994 Dec;55 Suppl:61-9; discussion 70-1.
Source: *PubMed*
1432. Hirschfeld RM. Efficacy of SSRIs and newer antidepressants in severe depression: comparison with TCAs. *J Clin Psychiatry*. 1999 May;60(5):326-35.
Source: *PubMed*
1433. Hirschfeld RM, Dunner DL, Keitner G, et al. Does psychosocial functioning improve independent of depressive symptoms? A comparison of nefazodone, psychotherapy, and their combination. *Biol Psychiatry*. 2002 Jan 15;51(2):123-33.
Source: *PubMed*
1434. Hirschfeld RM, Mallinckrodt C, Lee TC, et al. Time course of depression-symptom improvement during treatment with duloxetine. *Depress Anxiety*. 2005;21(4):170-7.
Source: *PubMed*
1435. Hirschfeld RM, Russell JM, Delgado PL, et al. Predictors of response to acute treatment of chronic and double depression with sertraline or imipramine. *J Clin Psychiatry*. 1998 Dec;59(12):669-75.
Source: *PubMed*
1436. Hirschfeld RMA, Fochtmann LJ, McIntyre JS. To The Editor: Antidepressants for Bipolar Depression. *The American Journal of Psychiatry*. 2005 Aug; 2005;162(8):1546-7.
Source: *PsycINFO*

1437. Hoagwood K, Hibbs E, Brent D, et al. Introduction to the special section: efficacy and effectiveness in studies of child and adolescent psychotherapy. *J Consult Clin Psychol.* 1995 Oct;63(5):683-7. Source: *Handsearch*
1438. Hobara T, Uchida S, Otsuki K, et al. Altered gene expression of histone deacetylases in mood disorder patients. *Journal of psychiatric research.* 2010;44(5):263-70. Source: *EMBASE*
1439. Hochberg HM, Kanter D, Houser VP. Electrocardiographic findings during extended clinical trials of fluvoxamine in depression: one years experience. *Pharmacopsychiatry.* 1995 Nov;28(6):253-6. Source: *PubMed*
1440. Hochstrasser B, Isaksen PM, Koponen H, et al. Prophylactic effect of citalopram in unipolar, recurrent depression: placebo-controlled study of maintenance therapy. *Br J Psychiatry.* 2001 Apr;178:304-10. Source: *PubMed*
1441. Hocqueloux L, Gallien S, Bornstain C, et al. Quadricyclic antidepressant overdose in a patient with AIDS under mega-highly active antiretroviral therapy. *Arch Intern Med.* 2001 Oct 8;161(18):2260-1. Source: *PubMed*
1442. Hoehn-Saric R, Ninan P, Black DW, et al. Multicenter double-blind comparison of sertraline and desipramine for concurrent obsessive-compulsive and major depressive disorders. *Arch Gen Psychiatry.* 2000 Jan;57(1):76-82. Source: *PubMed*
1443. Hoehn-Saric R, Schlaepfer TE, Greenberg BD, et al. Cerebral blood flow in obsessive-compulsive patients with major depression: effect of treatment with sertraline or desipramine on treatment responders and non-responders. *Psychiatry Res.* 2001 Nov 30;108(2):89-100. Source: *PubMed*
1444. Hoencamp E, Haffmans J, Dijken WA, et al. Lithium augmentation of venlafaxine: an open-label trial. *J Clin Psychopharmacol.* 2000 Oct;20(5):538-43. Source: *PubMed*
1445. Hoepfner J, Padberg F, Domes G, et al. Influence of repetitive transcranial magnetic stimulation on psychomotor symptoms in major depression. *European Archives of Psychiatry and Clinical Neuroscience.* 2010;260(3):197-202. Source: *EMBASE*
1446. Hoes MJ, Zeijpveld JH. First report of mirtazapine overdose. *Int Clin Psychopharmacol.* 1996 Jun;11(2):147. Source: *PubMed*
1447. Hoflich G, Kasper S, Danos P, et al. Thyroid hormones, body temperature, and antidepressant treatment. *Biol Psychiatry.* 1992 Apr 15;31(8):859-62. Source: *PubMed*
1448. Holl AK, Wilkinson L, Painold A, et al. Combating depression in Huntington's disease: effective antidepressive treatment with venlafaxine XR. *Int Clin Psychopharmacol.* 2010 Jan;25(1):46-50. Source: *PubMed*
1449. Holland JC, Romano SJ, Heiligenstein JH, et al. A controlled trial of fluoxetine and desipramine in depressed women with advanced cancer. *Psychooncology.* 1998 Jul-Aug;7(4):291-300. Source: *PubMed*
1450. Hollister LE, Krajewski K, Rustin T, et al. Drugs for cocaine dependence: not easy. *Arch Gen Psychiatry.* 1992 Nov;49(11):905-6. Source: *PubMed*
1451. Hollon SD, DeRubeis RJ, Shelton RC, et al. Prevention of relapse following cognitive therapy vs medications in moderate to severe depression. *Arch Gen Psychiatry.* 2005 Apr;62(4):417-22. Source: *PubMed*
1452. Hollon SD, Jarrett RB, Nierenberg AA, et al. Psychotherapy and Medication in the Treatment of Adult and Geriatric Depression: Which Monotherapy or Combined Treatment? *Journal of Clinical Psychiatry.* 2005 Apr, 2005;66(4):455-68. Source: *PsycINFO*

1453. Hollon SD, Shelton RC, Wisniewski S, et al. Presenting characteristics of depressed outpatients as a function of recurrence: preliminary findings from the STAR*D clinical trial. *J Psychiatr Res.* 2006 Feb;40(1):59-69.
Source: *PubMed*
1454. Holma IAK, Holma KM, Melartin TK, et al. Maintenance pharmacotherapy for recurrent major depressive disorder: 5-Year follow-up study. *British Journal of Psychiatry.* 2008;193(2):163-4.
Source: *EMBASE*
1455. Holma KM, Holma IAK, Melartin TK, et al. Long-term outcome of major depressive disorder in psychiatric patients is variable. *Journal of Clinical Psychiatry.* 2008;69(2):196-205.
Source: *Scopus*
1456. Holshoe JM. Antidepressants and sleep: a review. *Perspect Psychiatr Care.* 2009 Jul;45(3):191-7.
Source: *PubMed*
1457. Holtzheimer PE, 3rd, Meeks TW, Kelley ME, et al. A double blind, placebo-controlled pilot study of galantamine augmentation of antidepressant treatment in older adults with major depression. *Int J Geriatr Psychiatry.* 2008 Jun;23(6):625-31.
Source: *PubMed*
1458. Holtzheimer PE, Veitengruber J, Wang CC, et al. Utility of the Beck Depression Inventory to screen for and track depression in injection drug users seeking hepatitis C treatment. *General Hospital Psychiatry.* 2010;32(4):426-32.
Source: *EMBASE*
1459. Holzbach R, Jahn H, Pajonk FG, et al. Suicide attempts with mirtazapine overdose without complications. *Biol Psychiatry.* 1998 Nov 1;44(9):925-6.
Source: *PubMed*
1460. Hon D, Preskorn SH. Mania during fluoxetine treatment for recurrent depression. *Am J Psychiatry.* 1989 Dec;146(12):1638-9.
Source: *PubMed*
1461. Hong CJ, Hu WH, Chen CC, et al. A double-blind, randomized, group-comparative study of the tolerability and efficacy of 6 weeks' treatment with mirtazapine or fluoxetine in depressed Chinese patients. *J Clin Psychiatry.* 2003 Aug;64(8):921-6.
Source: *PubMed*
1462. Hong Ng C, Norman TR, Naing KO, et al. A comparative study of sertraline dosages, plasma concentrations, efficacy and adverse reactions in Chinese versus Caucasian patients. *Int Clin Psychopharmacol.* 2006 Mar;21(2):87-92.
Source: *PubMed*
1463. Honig A, Kuyper AM, Schene AH, et al. Treatment of post-myocardial infarction depressive disorder: a randomized, placebo-controlled trial with mirtazapine. *Psychosom Med* 2007;69(7):606-13
Source: *PubMed*
1464. Hood SD, Hince DA, Davies SJC, et al. Effects of acute tryptophan depletion in serotonin reuptake inhibitor-remitted patients with generalized anxiety disorder. *Psychopharmacology.* 2010;208(2):223-32.
Source: *EMBASE*
1465. Hooshyar D, Goulet J, Chwastiak L, et al. Time to depression treatment in primary care among HIV-infected and uninfected veterans. *Journal of general internal medicine.* 2010;25(7):656-62.
Source: *EMBASE*
1466. Hornig-Rohan M, Amsterdam JD. Venlafaxine versus stimulant therapy in patients with dual diagnosis ADD and depression. *Prog Neuropsychopharmacol Biol Psychiatry.* 2002 Apr;26(3):585-9.
Source: *PubMed*
1467. Horstmann S, Dose T, Lucae S, et al. Suppressive effect of mirtazapine on the hpa system in acutely depressed women seems to be transient and not related to antidepressant action. *Psychoneuroendocrinology* 2009;34(2):238-48
Source: *PsycINFO*

1468. Horstmann S, Lucae S, Menke A, et al. Polymorphisms in GRIK4, HTR2A, and FKBP5 show interactive effects in predicting remission to antidepressant treatment. *Neuropsychopharmacology*. 2010;35(3):727-40.
Source: *EMBASE*
1469. Höschl C, Švestka J. Escitalopram for the treatment of major depression and anxiety disorders. *Expert Review of Neurotherapeutics*. 2008;8(4):537-52.
Source: *Scopus*
1470. Houck C. An open-label pilot study of fluvoxamine for mixed anxiety-depression. *Psychopharmacol Bull*. 1998;34(2):225-7.
Source: *PubMed*
1471. Houck PR, Mazumdar S, Koru-Sengul T, et al. Estimating treatment effects from longitudinal clinical trial data with missing values: comparative analyses using different methods. *Psychiatry Res*. 2004 Dec 15;129(2):209-15.
Source: *PubMed*
1472. Hougardy DM, Egberts TC, van der Graaf F, et al. Serotonin transporter polymorphism and bleeding time during SSRI therapy. *Br J Clin Pharmacol*. 2008 May;65(5):761-6.
Source: *PubMed*
1473. Houlihan DJ. Serotonin syndrome resulting from coadministration of tramadol, venlafaxine, and mirtazapine. *Ann Pharmacother*. 2004 Mar;38(3):411-3.
Source: *PubMed*
1474. Howland RH. Electroencephalography technology for predicting response to antidepressant medications. *Journal of Psychosocial Nursing & Mental Health Services*. 2006 Oct, 2006;44(10):11-4.
Source: *PsycINFO*
1475. Howland RH, Rush AJ, Wisniewski SR, et al. Concurrent anxiety and substance use disorders among outpatients with major depression: clinical features and effect on treatment outcome. *Drug Alcohol Depend*. 2009 Jan 1;99(1-3):248-60.
Source: *PubMed*
1476. Howland RH, Wilson MG, Kornstein SG, et al. Factors predicting reduced antidepressant response: experience with the SNRI duloxetine in patients with major depression. *Ann Clin Psychiatry*. 2008 Oct-Dec;20(4):209-18.
Source: *PubMed*
1477. Hoyberg OJ, Maragakis B, Mullin J, et al. A double-blind multicentre comparison of mirtazapine and amitriptyline in elderly depressed patients. *Acta Psychiatr Scand*. 1996 Mar;93(3):184-90.
Source: *PubMed*
1478. Hrdina PD, Bakish D, Ravindran A, et al. Platelet serotonergic indices in major depression: up-regulation of 5-HT2A receptors unchanged by antidepressant treatment. *Psychiatry Res*. 1997 Feb 7;66(2-3):73-85.
Source: *PubMed*
1479. Hrdina PD, Demeter E, Vu TB, et al. 5-HT uptake sites and 5-HT2 receptors in brain of antidepressant-free suicide victims/depressives: increase in 5-HT2 sites in cortex and amygdala. *Brain Res*. 1993 Jun 18;614(1-2):37-44.
Source: *PubMed*
1480. Hruby R, Nosalova G, Hruby S. Predictive significance of TCI-R for antidepressant treatment. *Case Reports and Clinical Practice Review*. 2010;16(8):CR383-8.
Source: *EMBASE*
1481. Hruby R, Nosalova G, Ondrejka I, et al. Personality changes during antidepressant treatment. *Psychiatr Danub* 2009;21(1):25-32
Source: *PubMed*
1482. Hsiao CC. Difference in pre- and post-treatment plasma DHEA levels were significantly and positively correlated with difference in pre- and post-treatment Hamilton depression scores following successful therapy for major depression. *Psychoneuroendocrinology*. 2006 Aug;31(7):839-46.
Source: *PubMed*

1483. Hsueh KL, Lin PY. Treatment-resistant depression prior to the diagnosis of cryptococcal meningitis: A case report. *General Hospital Psychiatry*. 2010;32(5):560.e9-.e10.
Source: *EMBASE*
1484. Hu XZ, Rush AJ, Charney D, et al. Association between a functional serotonin transporter promoter polymorphism and citalopram treatment in adult outpatients with major depression. *Arch Gen Psychiatry*. 2007 Jul;64(7):783-92.
Source: *PubMed*
1485. Huang CC, Shiah IS, Chen HK, et al. Adjunctive use of methylphenidate in the treatment of psychotic unipolar depression. *Clin Neuropharmacol*. 2008 Jul-Aug;31(4):245-7.
Source: *PubMed*
1486. Huang CC, Wei IH. Unexpected interaction between quetiapine and valproate in patients with bipolar disorder. *General Hospital Psychiatry*. 2010;32(4):446.e1-.e2.
Source: *EMBASE*
1487. Huang TL, Lee CT, Liu YL. Serum brain-derived neurotrophic factor levels in patients with major depression: Effects of antidepressants. *Journal of Psychiatric Research*. 2008;42(7):521-5.
Source: *EMBASE*
1488. Hudson JI, Wohlreich MM, Kajdasz DK, et al. Safety and tolerability of duloxetine in the treatment of major depressive disorder: analysis of pooled data from eight placebo-controlled clinical trials. *Human Psychopharmacology: Clinical and Experimental*. 2005;20(5):327-41.
Source: *Handsearch*
1489. Hung CI, Wang SJ, Liu CY. Validation of the Depression and Somatic Symptoms Scale by comparison with the Short Form 36 scale among psychiatric outpatients with major depressive disorder. *Depress Anxiety*. 2009;26(6):583-91
Source: *PubMed*
1490. Hunter AM, Leuchter AF, Morgan ML, et al. Changes in brain function (quantitative EEG cordance) during placebo lead-in and treatment outcomes in clinical trials for major depression. *Am J Psychiatry*. 2006 Aug;163(8):1426-32.
Source: *PubMed*
1491. Hunter AM, Muthén BO, Cook IA, et al. Antidepressant response trajectories and quantitative electroencephalography (QEEG) biomarkers in major depressive disorder. *Journal of psychiatric research* 2010(2):90-8
Source: *The Cochrane Library*
1492. Hunziker ME, Suehs BT, Bettinger TL, et al. Duloxetine hydrochloride: a new dual-acting medication for the treatment of major depressive disorder. *Clin Ther* 2005;27(8):1126-43
Source: *PubMed*
1493. Husain MM, Rush AJ, Sackeim HA, et al. Age-related characteristics of depression: a preliminary STAR*D report. *Am J Geriatr Psychiatry*. 2005 Oct;13(10):852-60.
Source: *PubMed*
1494. Husain MM, Rush AJ, Trivedi MH, et al. Pain in depression: STAR*D study findings. *J Psychosom Res*. 2007 Aug;63(2):113-22.
Source: *PubMed*
1495. Husain MM, Rush JA, Wisniewski SR, et al. Family history of depression and therapeutic outcome: findings from STAR*D. *J Clin Psychiatry*. 2009 Feb;70(2):185-95.
Source: *PubMed*
1496. Huskamp HA, Busch AB, Domino ME, et al. Antidepressant reformulations: Who uses them, and what are the benefits? *Health Affairs*. 2009;28(3):734-45.
Source: *EMBASE*
1497. Hutchinson DR, Tong S, Moon CA, et al. Paroxetine in the treatment of elderly depressed patients in general practice: a double-blind comparison with amitriptyline. *Int Clin Psychopharmacol*. 1992 Jun;6 Suppl 4:43-51.
Source: *PubMed*

1498. Huysse FJ, Zwaan WA, Kupka R. The applicability of antidepressants in the depressed medically ill: an open clinical trial with fluoxetine. *J Psychosom Res.* 1994 Oct;38(7):695-703.
Source: *PubMed*
1499. Hwang JP, Yang CH, Tsai SJ. Comparison study of venlafaxine and paroxetine for the treatment of depression in elderly Chinese inpatients. *Int J Geriatr Psychiatry.* 2004 Feb;19(2):189-90.
Source: *PubMed*
1500. Hybels CF, Steffens DC, McQuoid DR, et al. Residual symptoms in older patients treated for major depression. *International Journal of Geriatric Psychiatry.* 2005;20(12):1196-202.
Source: *Scopus*
1501. Hylan TR, Crown WH, Meneades L, et al. SSRI antidepressant drug use patterns in the naturalistic setting: a multivariate analysis. *Med Care.* 1999 Apr;37(4 Suppl Lilly):AS36-44.
Source: *PubMed*
1502. Hypericum Depression Trial Study Group. Effect of Hypericum perforatum (St John's wort) in major depressive disorder: a randomized controlled trial. *Jama.* 2002 Apr 10;287(14):1807-14.
Source: *PubMed*
1503. Iacoviello BM, McCarthy KS, Barrett MS, et al. Treatment preferences affect the therapeutic alliance: implications for randomized controlled trials. *J Consult Clin Psychol.* 2007 Feb;75(1):194-8.
Source: *PubMed*
1504. Ibor JJ, Carrasco JL, Prieto R, et al. Effectiveness and safety of venlafaxine extended release in elderly depressed patients. *Arch Gerontol Geriatr.* 2008 May-Jun;46(3):317-26.
Source: *PubMed*
1505. Iga J, Ueno S, Yamauchi K, et al. Altered HDAC5 and CREB mRNA expressions in the peripheral leukocytes of major depression. *Prog Neuropsychopharmacol Biol Psychiatry.* 2007 Apr 13;31(3):628-32.
Source: *PubMed*
1506. Iga J, Ueno S, Yamauchi K, et al. Gene expression and association analysis of vascular endothelial growth factor in major depressive disorder. *Prog Neuropsychopharmacol Biol Psychiatry.* 2007 Apr 13;31(3):658-63.
Source: *PubMed*
1507. Ikenouchi-Sugita A, Yoshimura R, Hori H, et al. Effects of antidepressants on plasma metabolites of nitric oxide in major depressive disorder: comparison between milnacipran and paroxetine. *Prog Neuropsychopharmacol Biol Psychiatry.* 2009 Nov 13;33(8):1451-3.
Source: *PubMed*
1508. Imperadore G, Cipriani A, Signoretti A, et al. Citalopram versus other anti-depressive agents for depression. *Cochrane Database of Systematic Reviews.* 2007(2).
Source: *Scopus*
1509. IMS Health. Press Release: Growth is sustained by new products despite a difficult year
http://www.imshealth.com/ims/portal/front/articleC/0,2777,6599_3665_44771558,00.html.
IMS Reports. 2004 February 17, 2004.
Source: *Handsearch*
1510. indicated Na. Antidepressant efficacy may be enhanced with dual reuptake inhibition. *South African Psychiatry Review.* 2006 Feb; 2006;9(1):65.
Source: *PsycINFO*
1511. Ioannidis JP. Ranking antidepressants. *Lancet.* 2009 May 23;373(9677):1759-60; author reply 61-2.
Source: *PubMed*
1512. Ioannidis JPA, Evans SJW, GÅtzsche PC, et al. Better Reporting of Harms in Randomized Trials: An Extension of the CONSORT Statement. *Annals of Internal Medicine.* 2004 November 16, 2004;141(10):781-8.
Source: *Handsearch*
1513. Ioannou C. Media coverage versus fluoxetine as the cause of suicidal ideation. *Am J Psychiatry.* 1992 Apr;149(4):572.
Source: *PubMed*

1514. Iodice AJ, McCall WV. ECT resistance and early relapse: two cases of subsequent response to venlafaxine. *J Ect*. 2003 Dec;19(4):238-41.
Source: *PubMed*
1515. Iosifescu DV, Clementi-Craven N, Fraguas R, et al. Cardiovascular risk factors may moderate pharmacological treatment effects in major depressive disorder. *Psychosom Med*. 2005 Sep-Oct;67(5):703-6.
Source: *PubMed*
1516. Iosifescu DV, Nierenberg AA, Alpert JE, et al. Comorbid medical illness and relapse of major depressive disorder in the continuation phase of treatment. *Psychosomatics*. 2004 Sep-Oct;45(5):419-25.
Source: *PubMed*
1517. Iosifescu DV, Nierenberg AA, Alpert JE, et al. The impact of medical comorbidity on acute treatment in major depressive disorder. *Am J Psychiatry*. 2003 Dec;160(12):2122-7.
Source: *PubMed*
1518. Iosifescu DV, Renshaw PF, Lyoo IK, et al. Brain white-matter hyperintensities and treatment outcome in major depressive disorder. *British Journal of Psychiatry*. 2006;188(FEB):180-5.
Source: *EMBASE*
1519. Ipser Jonathan C, Sander C, Stein Dan J. Pharmacotherapy and psychotherapy for body dysmorphic disorder. *Cochrane Database of Systematic Reviews* 2009(1):
Source: *The Cochrane Library*
1520. Iraqi A, Baickle E. A case report of hyponatremia with citalopram use. *J Am Med Dir Assoc*. 2004 Jan-Feb;5(1):64-5.
Source: *PubMed*
1521. Isaac MT, Tome MB. Pindolol-paroxetine combination. *Am J Psychiatry*. 1997 Dec;154(12):1790-1.
Source: *PubMed*
1522. Isaac MT, Tome MB. Selective serotonin reuptake inhibitors plus pindolol. *Lancet*. 1997 Jul 26;350(9073):288-9.
Source: *PubMed*
1523. Isacson G, Reutfors J, Papadopoulos FC, et al. Antidepressant medication prevents suicide in depression. *Acta psychiatrica Scandinavica*. 2010;122(6):454-60.
Source: *PsycINFO*
1524. IsHak WW, Davis M, Jeffrey J, et al. The role of dopaminergic agents in improving quality of life in major depressive disorder. *Curr Psychiatry Rep*. 2009 Dec;11(6):503-8.
Source: *PubMed*
1525. Ishii M, Tatsuzawa Y, Yoshino A, et al. Serotonin syndrome induced by augmentation of SSRI with methylphenidate. *Psychiatry Clin Neurosci*. 2008 Apr;62(2):246.
Source: *PubMed*
1526. Itil TM, Shrivastava RK, Mukherjee S, et al. A double-blind placebo-controlled study of fluvoxamine and imipramine in out-patients with primary depression. *Br J Clin Pharmacol*. 1983;15 Suppl 3:433S-8S.
Source: *PubMed*
1527. Ivanova JI, Birnbaum HG, Kidolezi Y, et al. Direct and indirect costs of employees with treatment-resistant and non-treatment-resistant major depressive disorder. *Current Medical Research and Opinion*. 2010;26(10):2475-84.
Source: *EMBASE*
1528. Jacob S, Spinler SA. Hyponatremia associated with selective serotonin-reuptake inhibitors in older adults. *Ann Pharmacother*. 2006 Sep;40(9):1618-22.
Source: *PubMed*
1529. Jacobi C, Dahme B, Dittmann R. Cognitive-behavioural, fluoxetine and combined treatment for bulimia nervosa: Short- and long-term results. *European Eating Disorders Review*. 2002;10(3):179-98.
Source: *EMBASE*
1530. Jacobsen FM. Fluoxetine-induced sexual dysfunction and an open trial of yohimbine. *J Clin Psychiatry*. 1992 Apr;53(4):119-22.
Source: *PubMed*
1531. Jaffe PD, Batziris HP, van der Hoeven P, et al. A study involving venlafaxine overdoses: comparison of fatal and therapeutic concentrations in postmortem specimens. *J Forensic Sci*. 1999 Jan;44(1):193-6.
Source: *PubMed*

1532. Jagsch C, Marksteiner J, Seiringer E, et al. Successful mirtazapine treatment of an 81-year-old patient with syndrome of inappropriate antidiuretic hormone secretion. *Pharmacopsychiatry*. 2007 May;40(3):129-31. Source: *PubMed*
1533. Jahn H, Schick M, Kiefer F, et al. Metyrapone as additive treatment in major depression: a double-blind and placebo-controlled trial. *Arch Gen Psychiatry*. 2004 Dec;61(12):1235-44. Source: *PubMed*
1534. Jakob F, Wolf J. EPMS under antidepressive therapy with fluvoxamine and concomitant antibiotic therapy with clindamycin. *Pharmacopsychiatry*. 2007 May;40(3):129. Source: *PubMed*
1535. Jamerson BD, Krishnan KR, Roberts J, et al. Effect of bupropion SR on specific symptom clusters of depression: analysis of the 31-item Hamilton Rating Scale for depression. *Psychopharmacol Bull*. 2003 Spring;37(2):67-78. Source: *PubMed*
1536. Jang BS, Kim H, Lim SW, et al. Serum S100B levels and major depressive disorder: Its characteristics and role in antidepressant response. *Psychiatry Investigation*. 2008;5(3):193-8. Source: *EMBASE*
1537. Janicak PG, Nahas Z, Lisanby SH, et al. Durability of clinical benefit with transcranial magnetic stimulation (TMS) in the treatment of pharmacoresistant major depression: Assessment of relapse during a 6-month, multisite, open-label study. *Brain Stimulation*. 2010;3(4):187-99. Source: *PsycINFO*
1538. Jansen JP, Crawford B, Bergman G, et al. Bayesian meta-analysis of multiple treatment comparisons: an introduction to mixed treatment comparisons. *Value Health*. 2008 Sep-Oct;11(5):956-64. Source: *PubMed*
1539. Janssen J, Hulshoff Pol HE, Schnack HG, et al. Cerebral volume measurements and subcortical white matter lesions and short-term treatment response in late life depression. *Int J Geriatr Psychiatry*. 2007 May;22(5):468-74. Source: *PubMed*
1540. Jarrett RB, Thase ME. Comparative efficacy and durability of continuation phase cognitive therapy for preventing recurrent depression: Design of a double-blinded, fluoxetine- and pill placebo-controlled, randomized trial with 2-year follow-up. *Contemporary clinical trials*. 2010;31(4):355-77. Source: *EMBASE*
1541. Jarvik LF. Trazodone for treatment of older depressed patients: comment. *J Clin Psychopharmacol*. 1988 Dec;8(6):449-50. Source: *PubMed*
1542. Javed MA. Priapism associated with fluoxetine therapy: a case report. *J Pak Med Assoc*. 1996 Feb;46(2):45-6. Source: *PubMed*
1543. Jazayeri S, Tehrani-Doost M, Keshavarz SA, et al. Comparison of therapeutic effects of omega-3 fatty acid eicosapentaenoic acid and fluoxetine, separately and in combination, in major depressive disorder. *Aust N Z J Psychiatry*. 2008 Mar;42(3):192-8. Source: *PubMed*
1544. Jefferson JW. Bupropion extended-release for depressive disorders. *Expert Rev Neurother*. 2008 May;8(5):715-22. Source: *PubMed*
1545. Jefferson JW, Pradko JF, Muir KT. Bupropion for major depressive disorder: Pharmacokinetic and formulation considerations. *Clin Ther*. 2005 Nov;27(11):1685-95. Source: *PubMed*
1546. Jefferson JW, Rush AJ, Nelson JC, et al. Extended-release bupropion for patients with major depressive disorder presenting with symptoms of reduced energy, pleasure, and interest: findings from a randomized, double-blind, placebo-controlled study. *J Clin Psychiatry* 2006;67(6):865-73 Source: *PubMed*

1547. Jenner PN. Paroxetine: an overview of dosage, tolerability, and safety. *Int Clin Psychopharmacol.* 1992 Jun;6 Suppl 4:69-80. Source: *PubMed*
1548. Jerome L. Bupropion and drug-induced parkinsonism. *Can J Psychiatry.* 2001 Aug;46(6):560-1. Source: *PubMed*
1549. Jiang W, O'Connor C, Silva SG, et al. Safety and Efficacy of Sertraline for Depression in Patients with CHF (SADHART-CHF): A randomized, double-blind, placebo-controlled trial of sertraline for major depression with congestive heart failure. *American Heart Journal.* 2008;156(3):437-44. Source: *Handsearch*
1550. Jick H, Kaye JA, Jick SS. Antidepressants and the risk of suicidal behaviors. *Jama.* 2004 Jul 21;292(3):338-43. Source: *PubMed*
1551. Jick H, Ulcickas M, Dean A. Comparison of frequencies of suicidal tendencies among patients receiving fluoxetine, lofepramine, mianserin, or trazodone. *Pharmacotherapy.* 1992;12(6):451-4. Source: *PubMed*
1552. Jick SS, Dean AD, Jick H. Antidepressants and suicide. *Bmj.* 1995 Jan 28;310(6974):215-8. Source: *PubMed*
1553. Jick SS, Li L. Antidepressant drug use and risk of venous thromboembolism. *Pharmacotherapy.* 2008;28(2):144-50. Source: *PubMed*
1554. Jimenez F, Velasco F, Salin-Pascual R, et al. A patient with a resistant major depression disorder treated with deep brain stimulation in the inferior thalamic peduncle. *Neurosurgery.* 2005;57(3):585-92. Source: *EMBASE*
1555. Jimenez-Genchi A. Immediate switching from moclobemide to duloxetine may induce serotonin syndrome. *J Clin Psychiatry.* 2006 Nov;67(11):1821-2. Source: *PubMed*
1556. Jin Y, Pollock BG, Frank E, et al. Effect of age, weight, and CYP2C19 genotype on escitalopram exposure. *J Clin Pharmacol.* 2010 Jan;50(1):62-72. Source: *PubMed*
1557. Jindal RD, Friedman ES, Berman SR, et al. Effects of sertraline on sleep architecture in patients with depression. *J Clin Psychopharmacol.* 2003 Dec;23(6):540-8. Source: *PubMed*
1558. Joffe G, Appelberg B, Rimon R. Adjunctive nefazodone in neuroleptic-treated schizophrenic patients with predominantly negative symptoms: an open prospective pilot study. *Int Clin Psychopharmacol.* 1999 Jul;14(4):233-8. Source: *PubMed*
1559. Joffe H, Soares CN, Petrillo LF, et al. Treatment of depression and menopause-related symptoms with the serotonin-norepinephrine reuptake inhibitor duloxetine. *J Clin Psychiatry.* 2007 Jun;68(6):943-50. Source: *PubMed*
1560. Joffe RT. Triiodothyronine potentiation of fluoxetine in depressed patients. *Can J Psychiatry.* 1992 Feb;37(1):48-50. Source: *PubMed*
1561. Joffe RT, Levitt AJ, Sokolov ST, et al. Response to an open trial of a second SSRI in major depression. *J Clin Psychiatry.* 1996 Mar;57(3):114-5. Source: *PubMed*
1562. Joffe RT, Marshall AM, Lee DK. A large open-label study of venlafaxine in depressed outpatients by community-based physicians. *J Clin Psychiatry.* 1998 Oct;59(10):515-20. Source: *PubMed*
1563. John AP, Koloth R. Severe serotonin toxicity and manic switch induced by combined use of tramadol and paroxetine. *Aust N Z J Psychiatry.* 2007 Feb;41(2):192-3. Source: *PubMed*
1564. Johnson EM, Whyte E, Mulsant BH, et al. Cardiovascular changes associated with venlafaxine in the treatment of late-life depression. *Am J Geriatr Psychiatry.* 2006 Sep;14(9):796-802. Source: *PubMed*

1565. Johnson MR, Lydiard RB, Morton WA, et al. Effect of fluvoxamine, imipramine and placebo on catecholamine function in depressed outpatients. *J Psychiatr Res.* 1993 Apr-Jun;27(2):161-72.
Source: *PubMed*
1566. Johnston JA, Lineberry CG, Ascher JA, et al. A 102-center prospective study of seizure in association with bupropion. *J Clin Psychiatry.* 1991 Nov;52(11):450-6.
Source: *PubMed*
1567. Joliat MJ, Schmidt ME, Fava M, et al. Long-term treatment outcomes of depression with associated anxiety: efficacy of continuation treatment with fluoxetine. *J Clin Psychiatry* 2004;65(3):373-8
Source: *PubMed*
1568. Jones JE, Hermann BP, Barry JJ, et al. Clinical assessment of axis I psychiatric morbidity in chronic epilepsy: A multicenter investigation. *Journal of Neuropsychiatry and Clinical Neurosciences.* 2005;17(2):172-9.
Source: *EMBASE*
1569. Jones LE, Turvey C, Carney-Doebbeling C. Inadequate follow-up care for depression and its impact on antidepressant treatment duration among veterans with and without diabetes mellitus in the Veterans Health Administration. *General Hospital Psychiatry.* 2006;28(6):465-74.
Source: *EMBASE*
1570. Jonsson GW, Moosa MY, Jeenah FY. Toxic epidermal necrolysis and fluoxetine: a case report. *J Clin Psychopharmacol.* 2008 Feb;28(1):93-5.
Source: *PubMed*
1571. Joo JH, Lenze EJ, Mulsant BH, et al. Risk factors for falls during treatment of late-life depression. *J Clin Psychiatry.* 2002 Oct;63(10):936-41.
Source: *PubMed*
1572. Joos AA, Konig F, Frank UG, et al. Dose-dependent pharmacokinetic interaction of clozapine and paroxetine in an extensive metabolizer. *Pharmacopsychiatry.* 1997 Nov;30(6):266-70.
Source: *PubMed*
1573. Joseph AP, Farmer A. An unusual case of central pontine myelinolysis. *Alcohol Alcohol.* 1995 Jul;30(4):423-5.
Source: *PubMed*
1574. Joyce PR, Luty SE, McKenzie JM, et al. Bipolar II disorder: personality and outcome in two clinical samples. *Aust N Z J Psychiatry.* 2004 Jun;38(6):433-8.
Source: *PubMed*
1575. Joyce PR, McKenzie JM, Luty SE, et al. Temperament, childhood environment and psychopathology as risk factors for avoidant and borderline personality disorders. *Aust N Z J Psychiatry.* 2003 Dec;37(6):756-64.
Source: *PubMed*
1576. Joyce PR, McKenzie JM, Mulder RT, et al. Genetic, developmental and personality correlates of self-mutilation in depressed patients. *Aust N Z J Psychiatry.* 2006 Mar;40(3):225-9.
Source: *PubMed*
1577. Joyce PR, Mulder RT, Luty SE, et al. Age-dependent antidepressant pharmacogenomics: polymorphisms of the serotonin transporter and G protein beta3 subunit as predictors of response to fluoxetine and nortriptyline. *Int J Neuropsychopharmacol.* 2003 Dec;6(4):339-46.
Source: *PubMed*
1578. Joyce PR, Mulder RT, Luty SE, et al. A differential response to nortriptyline and fluoxetine in melancholic depression: the importance of age and gender. *Acta Psychiatr Scand.* 2003 Jul;108(1):20-3.
Source: *PubMed*
1579. Joyce PR, Mulder RT, Luty SE, et al. Borderline personality disorder in major depression: symptomatology, temperament, character, differential drug response, and 6-month outcome. *Compr Psychiatry.* 2003 Jan-Feb;44(1):35-43.
Source: *PubMed*
1580. Joyce PR, Mulder RT, Luty SE, et al. Patterns and predictors of remission, response and recovery in major depression treated with fluoxetine or nortriptyline. *Aust N Z J Psychiatry.* 2002 Jun;36(3):384-91.
Source: *PubMed*

1581. Joyce PR, Porter RJ, Mulder RT, et al. Reversed diurnal variation in depression: associations with a differential antidepressant response, tryptophan: large neutral amino acid ratio and serotonin transporter polymorphisms. *Psychol Med.* 2005 Apr;35(4):511-7.
Source: *PubMed*
1582. Juckel G, Pogarell O, Augustin H, et al. Differential prediction of first clinical response to serotonergic and noradrenergic antidepressants using the loudness dependence of auditory evoked potentials in patients with major depressive disorder. *J Clin Psychiatry.* 2007 Aug;68(8):1206-12.
Source: *PubMed*
1583. Judd FK, Moore K, Norman TR, et al. A multicentre double blind trial of fluoxetine versus amitriptyline in the treatment of depressive illness. *Aust N Z J Psychiatry.* 1993 Mar;27(1):49-55.
Source: *PubMed*
1584. Judd LL, Rapaport MH, Yonkers KA, et al. Randomized, placebo-controlled trial of fluoxetine for acute treatment of minor depressive disorder. *Am J Psychiatry.* 2004 Oct;161(10):1864-71.
Source: *PubMed*
1585. Judge R. Patient perspectives on once-weekly fluoxetine. *J Clin Psychiatry.* 2001;62 Suppl 22:53-7.
Source: *PubMed*
1586. Judge R, Parry MG, Quail D, et al. Discontinuation symptoms: comparison of brief interruption in fluoxetine and paroxetine treatment. *Int Clin Psychopharmacol.* 2002 Sep;17(5):217-25.
Source: *PubMed*
1587. Judge R, Plewes JM, Kumar V, et al. Changes in energy during treatment of depression: an analysis of fluoxetine in double-blind, placebo-controlled trials. *J Clin Psychopharmacol.* 2000 Dec;20(6):666-72.
Source: *PubMed*
1588. Jureidini JN, Tonkin AL. Clinical practice guidelines for depression in young people. *Med J Aust.* 2003 Mar 17;178(6):300; author reply -2.
Source: *PubMed*
1589. Juurlink DN, Mamdani MM, Kopp A, et al. The risk of suicide with selective serotonin reuptake inhibitors in the elderly. *American Journal of Psychiatry* 2006;163(5):813-21
Source: *Scopus*
1590. Kadusevicius E, Mikucionyte L, Maciulaitis R, et al. Trends in the consumption of antidepressant drugs in Lithuania in 2002-2004. *Medicina (Kaunas, Lithuania).* 2006;42(12):1020-9.
Source: *Scopus*
1591. Kafka MP, Prentky R. Fluoxetine treatment of nonparaphilic sexual addictions and paraphilias in men. *J Clin Psychiatry.* 1992 Oct;53(10):351-8.
Source: *PubMed*
1592. Kahn DG. Increased plasma nortriptyline concentration in a patient cotreated with fluoxetine. *J Clin Psychiatry.* 1990 Jan;51(1):36.
Source: *PubMed*
1593. Kalayam B, Alexopoulos GS. A preliminary study of left frontal region error negativity and symptom improvement in geriatric depression. *Am J Psychiatry.* 2003 Nov;160(11):2054-6.
Source: *PubMed*
1594. Kalia R, Magsalin RM, Khan AY, et al. Mania possibly induced by desvenlafaxine. *Journal of Psychiatric Practice.* 2010;16(1):58-62.
Source: *PsycINFO*
1595. Kalman J, Palotas A, Juhasz A, et al. Impact of venlafaxine on gene expression profile in lymphocytes of the elderly with major depression - Evolution of antidepressants and the role of the "neuro-immune" system. *Neurochemical Research.* 2005;30(11):1429-38.
Source: *EMBASE*
1596. Kamath J, Handratta V. Desvenlafaxine succinate for major depressive disorder: a critical review of the evidence. *Expert Rev Neurother.* 2008 Dec;8(12):1787-97.
Source: *PubMed*
1597. Kamath V, Kamath S, Ramkissoon R. Maintenance ect over nine years in schizoaffective disorder. *German Journal of Psychiatry.* 2010;13(2):100-3.
Source: *EMBASE*

1598. Kamijima K, Burt T, Cohen G, et al. A placebo-controlled, randomized withdrawal study of sertraline for major depressive disorder in Japan. *Int Clin Psychopharmacol*. 2006;21(1):1-9
Source: *PubMed*
1599. Kamijima K, Koyama T, Mita T, et al. Clinical evaluation of sertraline hydrochloride, a selective serotonin reuptake inhibitor in the treatment of depression and depressive state: A double-blind, group comparison study of sertraline by hydrochloride vs amitriptyline hydrochloride. *Japanese Journal of Neuropsychopharmacology*. 1997;19(6):529-48.
Source: *EMBASE*
1600. Kamo T, Horikawa N, Tsuruta Y, et al. Efficacy and pharmacokinetics of fluvoxamine maleate in patients with mild depression undergoing hemodialysis. *Psychiatry Clin Neurosci*. 2004 Apr;58(2):133-7.
Source: *PubMed*
1601. Kane JM, Cole K, Sarantakos S, et al. Safety and efficacy of bupropion in elderly patients: preliminary observations. *J Clin Psychiatry*. 1983 May;44(5 Pt 2):134-6.
Source: *PubMed*
1602. Kaneda Y, Kawamura I, Fujii A, et al. Serotonin syndrome - 'potential' role of the CYP2D6 genetic polymorphism in Asians. *Int J Neuropsychopharmacol*. 2002 Mar;5(1):105-6.
Source: *PubMed*
1603. Kaneda Y, Ohmori T, Okabe H. Possible mild serotonin syndrome related to co-prescription of tandospirone and trazodone. *Gen Hosp Psychiatry*. 2001 Mar-Apr;23(2):98-101.
Source: *PubMed*
1604. Kang EH, Lee IS, Chung SK, et al. Mirtazapine versus venlafaxine for the treatment of somatic symptoms associated with major depressive disorder: a randomized, open-labeled trial. *Psychiatry Res*. 2009;169(2):118-23
Source: *PubMed*
1605. Kang RH, Choi MJ, Paik JW, et al. Effect of serotonin receptor 2A gene polymorphism on mirtazapine response in major depression. *Int J Psychiatry Med*. 2007;37(3):315-29.
Source: *PubMed*
1606. Kang R-H, Hahn S-W, Choi M-J, et al. Relationship between G-protein beta-3 subunit C825T polymorphism and mirtazapine responses in Korean patients with major depression. *Neuropsychobiology*. 2007;56(1):1-5.
Source: *PsycINFO*
1607. Kang R-H, Wong M-L, Choi M-J, et al. Association study of the serotonin transporter promoter polymorphism and mirtazapine antidepressant response in major depressive disorder. *Progress in Neuro-Psychopharmacology & Biological Psychiatry*. 2007 Aug; 2007;31(6):1317-21.
Source: *PsycINFO*
1608. Kao Y-C, Shiah IS, Lee W-K, et al. Deanxit-associated tardive dyskinesia and tardive akathisia in a depressed patient. *Acta Neuropsychiatrica*. 2010;22(1):47-8.
Source: *PsycINFO*
1609. Kapitany T, Schindl M, Schindler SD, et al. The citalopram challenge test in patients with major depression and in healthy controls. *Psychiatry Res*. 1999 Nov 8;88(2):75-88.
Source: *PubMed*
1610. Kaplan EM. Efficacy of venlafaxine in patients with major depressive disorder who have unsustained or no response to selective serotonin reuptake inhibitors: an open-label, uncontrolled study. *Clin Ther*. 2002 Jul;24(7):1194-200.
Source: *PubMed*
1611. Karlsson H, Hirvonen J, Kajander J, et al. Research letter: Psychotherapy increases brain serotonin 5-HT1A receptors in patients with major depressive disorder. *Psychological medicine* 2010(3):523-8
Source: *The Cochrane Library*

1612. Karlsson I, Godderis J, Augusto De Mendonca Lima C, et al. A randomised, double-blind comparison of the efficacy and safety of citalopram compared to mianserin in elderly, depressed patients with or without mild to moderate dementia. *Int J Geriatr Psychiatry*. 2000 Apr;15(4):295-305.
Source: *PubMed*
1613. Karnik NS, Maldonado JR. Antidepressant and statin interactions: a review and case report of simvastatin and nefazodone-induced rhabdomyolysis and transaminitis. *Psychosomatics*. 2005 Nov-Dec;46(6):565-8.
Source: *PubMed*
1614. Karp JF, Skidmore E, Lotz M, et al. Use of the late-life function and disability instrument to assess disability in major depression. *J Am Geriatr Soc*. 2009 Sep;57(9):1612-9.
Source: *PubMed*
1615. Karp JF, Weiner D, Seligman K, et al. Body pain and treatment response in late-life depression. *Am J Geriatr Psychiatry*. 2005 Mar;13(3):188-94.
Source: *PubMed*
1616. Karp JF, Weiner DK, Dew MA, et al. Duloxetine and care management treatment of older adults with comorbid major depressive disorder and chronic low back pain: Results of an open-label pilot study. *International journal of geriatric psychiatry*. 2010;25(6):633-42.
Source: *PsycINFO*
1617. Karson CN, Newton JE, Livingston R, et al. Human brain fluoxetine concentrations. *J Neuropsychiatry Clin Neurosci*. 1993 Summer;5(3):322-9.
Source: *PubMed*
1618. Kasckow J, Fellows I, Golshan S, et al. Treatment of subsyndromal depressive symptoms in middle-age and older patients with schizophrenia: Effect of age on response. *American Journal of Geriatric Psychiatry*. 2010;18(9):853-7.
Source: *EMBASE*
1619. Kasckow J, Lanouette N, Patterson T, et al. Treatment of subsyndromal depressive symptoms in middle-aged and older adults with schizophrenia: Effect on functioning. *International journal of geriatric psychiatry*. 2010;25(2):183-90.
Source: *EMBASE*
1620. Kashner TM, Trivedi MH, Wicker A, et al. Voice response system to measure healthcare costs: a STAR*D report. *Am J Manag Care*. 2009 Mar;15(3):153-62.
Source: *PubMed*
1621. Kashner TM, Trivedi MH, Wicker A, et al. The impact of nonclinical factors on care use for patients with depression: a STAR*D report. *CNS Neurosci Ther*. 2009 Winter;15(4):320-32.
Source: *PubMed*
1622. Kasper S, Baldwin DS, Larsson Lonn S, et al. Superiority of escitalopram to paroxetine in the treatment of depression. *European Neuropsychopharmacology*. 2009;19(4):229-37.
Source: *PubMed*
1623. Kasper S, de Swart H, Friis Andersen H. Escitalopram in the treatment of depressed elderly patients. *Am J Geriatr Psychiatry*. 2005 Oct;13(10):884-91.
Source: *PubMed*
1624. Kasper S, Dotsch M, Kick H, et al. Plasma concentrations of fluvoxamine and maprotiline in major depression: implications on therapeutic efficacy and side effects. *Eur Neuropsychopharmacol*. 1993 Mar;3(1):13-21.
Source: *PubMed*
1625. Kasper S, el Giamal N, Hilger E. Reboxetine: the first selective noradrenaline re-uptake inhibitor. *Expert Opin Pharmacother*. 2000 May;1(4):771-82.
Source: *PubMed*
1626. Kasper S, Hajak G, Wulff K, et al. Efficacy of the novel antidepressant agomelatine on the circadian rest-activity cycle and depressive and anxiety symptoms in patients with major depressive disorder: a randomized, double-blind comparison with sertraline. *J Clin Psychiatry*. 2010 Feb;71(2):109-20.
Source: *PubMed*

1627. Kasper S, Lemming OM, de Swart H. Escitalopram in the long-term treatment of major depressive disorder in elderly patients. *Neuropsychobiology*. 2006;54(3):152-9. Source: *PubMed*
1628. Kasper S, Moller HJ, Montgomery SA, et al. Antidepressant efficacy in relation to item analysis and severity of depression: a placebo-controlled trial of fluvoxamine versus imipramine. *Int Clin Psychopharmacol*. 1995 Jan;9 Suppl 4:3-12. Source: *PubMed*
1629. Kasper S, Montgomery SA, Moller HJ, et al. Longitudinal analysis of the suicidal behaviour risk in short-term placebo-controlled studies of mirtazapine in major depressive disorder. *World J Biol Psychiatry* 2010;11(1):36-44 Source: *PubMed*
1630. Kasper S, Olivieri L, Di Loreto G, et al. A comparative, randomised, double-blind study of trazodone prolonged-release and paroxetine in the treatment of patients with major depressive disorder. *Curr Med Res Opin*. 2005 Aug;21(8):1139-46. Source: *PubMed*
1631. Kasper S, Spadone C, Verpillat P, et al. Onset of action of escitalopram compared with other antidepressants: Results of a pooled analysis. *International Clinical Psychopharmacology*. 2006 Mar, 2006;21(2):105-10. Source: *PsycINFO*
1632. Kasper S, Voll G, Vieira A, et al. Response to total sleep deprivation before and during treatment with fluvoxamine or maprotiline in patients with major depression--results of a double-blind study. *Pharmacopsychiatry*. 1990 May;23(3):135-42. Source: *PubMed*
1633. Kasper S, Volz HP, Moller HJ, et al. Continuation and long-term maintenance treatment with Hypericum extract WS 5570 after recovery from an acute episode of moderate depression--a double-blind, randomized, placebo controlled long-term trial. *Eur Neuropsychopharmacol*. 2008 Nov;18(11):803-13. Source: *PubMed*
1634. Kasper S, Zivkov M, Roes KC, et al. Pharmacological treatment of severely depressed patients: a meta-analysis comparing efficacy of mirtazapine and amitriptyline. *Eur Neuropsychopharmacol*. 1997 May;7(2):115-24. Source: *PubMed*
1635. Kato M, Fukuda T, Serretti A, et al. ABCB1 (MDR1) gene polymorphisms are associated with the clinical response to paroxetine in patients with major depressive disorder. *Prog Neuropsychopharmacol Biol Psychiatry*. 2008 Feb 15;32(2):398-404. Source: *PubMed*
1636. Kato M, Ikenaga Y, Wakeno M, et al. Controlled clinical comparison of paroxetine and fluvoxamine considering the serotonin transporter promoter polymorphism. *Int Clin Psychopharmacol*. 2005 May;20(3):151-6. Source: *PubMed*
1637. Kato M, Zanardi R, Rossini D, et al. 5-HT2A gene variants influence specific and different aspects of antidepressant response in Japanese and Italian mood disorder patients. *Psychiatry Res*. 2009 May 15;167(1-2):97-105. Source: *PubMed*
1638. Katon W, Russo J, Frank E, et al. Predictors of nonresponse to treatment in primary care patients with dysthymia. *Gen Hosp Psychiatry*. 2002 Jan-Feb;24(1):20-7. Source: *PubMed*
1639. Katona CL, Abou-Saleh MT, Harrison DA, et al. Placebo-controlled trial of lithium augmentation of fluoxetine and lofepramine. *Br J Psychiatry*. 1995 Jan;166(1):80-6. Source: *PubMed*
1640. Katona CL, Hunter BN, Bray J. A double-blind comparison of the efficacy and safety of paroxetine and imipramine in the treatment of depression with dementia. *Int J Geriatr Psychiatry*. 1998 Feb;13(2):100-8. Source: *PubMed*
1641. Katz LY, Kozyrskyj AL, Prior HJ, et al. Effect of regulatory warnings on antidepressant prescription rates, use of health services and outcomes among children, adolescents and young adults. *Canadian Medical Association Journal*. 2008;178(8):1005-11. Source: *EMBASE*

1642. Katz MM, Tekell JL, Bowden CL, et al. Onset and early behavioral effects of pharmacologically different antidepressants and placebo in depression. *Neuropsychopharmacology*. 2004 Mar;29(3):566-79. Source: *PubMed*
1643. Katz RJ, Rosenthal M. Adverse interaction of cyproheptadine with serotonergic antidepressants. *J Clin Psychiatry*. 1994 Jul;55(7):314-5. Source: *PubMed*
1644. Katz T, Fisher P, Katz A, et al. The feasibility of a randomised, placebo-controlled clinical trial of homeopathic treatment of depression in general practice. *Homeopathy*. 2005 Jul;94(3):145-52. Source: *PubMed*
1645. Katzelnick DJ, Simon GE, Pearson SD, et al. Randomized trial of a depression management program in high utilizers of medical care. *Arch Fam Med*. 2000 Apr;9(4):345-51. Source: *PubMed*
1646. Katzman MA, Tricco AC, McIntosh D, et al. Paroxetine versus placebo and other agents for depressive disorders: a systematic review and meta-analysis. *J Clin Psychiatry* 2007;68(12):1845-59 Source: *PubMed*
1647. Kaufeler R, Meier B, Brattstrom A. Efficacy and tolerability of Ze 117 St. John's wort extract in comparison with placebo, imipramine and fluoxetine for the treatment of mild to moderate depression according to ICD-10. An overview. *Pharmacopsychiatry*. 2001 Jul;34 Suppl 1:S49-50. Source: *PubMed*
1648. Kauffman RP, Castracane VD, White DL, et al. Impact of the selective serotonin reuptake inhibitor citalopram on insulin sensitivity, leptin and basal cortisol secretion in depressed and non-depressed euglycemic women of reproductive age. *Gynecol Endocrinol*. 2005 Sep;21(3):129-37. Source: *PubMed*
1649. Kaufman KR, Mohebati A, Sotolongo A. Pseudoseizures and hysterical stridor. *Epilepsy Behav*. 2004 Apr;5(2):269-72. Source: *PubMed*
1650. Kaufman MJ, Henry ME, Frederick B, et al. Selective serotonin reuptake inhibitor discontinuation syndrome is associated with a rostral anterior cingulate choline metabolite decrease: a proton magnetic resonance spectroscopic imaging study. *Biol Psychiatry*. 2003 Sep 1;54(5):534-9. Source: *PubMed*
1651. Kavoussi RJ, Hauger RL, Coccaro EF. Prolactin response to d-fenfluramine in major depression before and after treatment with serotonin reuptake inhibitors. *Biol Psychiatry*. 1999 Feb 1;45(3):295-9. Source: *PubMed*
1652. Kavoussi RJ, Segraves RT, Hughes AR, et al. Double-blind comparison of bupropion sustained release and sertraline in depressed outpatients. *J Clin Psychiatry*. 1997 Dec;58(12):532-7. Source: *PubMed*
1653. Kaye CM, Haddock RE, Langley PF, et al. A review of the metabolism and pharmacokinetics of paroxetine in man. *Acta Psychiatr Scand Suppl*. 1989;350:60-75. Source: *PubMed*
1654. Kaynak H, Kaynak D, Gozukirmizi E, et al. The effects of trazodone on sleep in patients treated with stimulant antidepressants. *Sleep Med*. 2004 Jan;5(1):15-20. Source: *PubMed*
1655. Keck PE, Jr., McElroy SL. Ratio of plasma fluoxetine to norfluoxetine concentrations and associated sedation. *J Clin Psychiatry*. 1992 Apr;53(4):127-9. Source: *PubMed*
1656. Keedwell P, Drapier D, Surguladze S, et al. Neural markers of symptomatic improvement during antidepressant therapy in severe depression: Subgenual cingulate and visual cortical responses to sad, but not happy, facial stimuli are correlated with changes in symptom score. *Journal of Psychopharmacology*. 2009;23(7):775-88. Source: *EMBASE*
1657. Keegan D, Bowen RC, Blackshaw S, et al. A comparison of fluoxetine and amitriptyline in the treatment of major depression. *Int Clin Psychopharmacol*. 1991 Summer;6(2):117-24. Source: *PubMed*

1658. Keene MS, Eaddy MT, Mauch RP, et al. Differences in compliance patterns across the selective serotonin reuptake inhibitors (SSRIs). *Curr Med Res Opin.* 2005 Oct;21(10):1651-8.
Source: *PubMed*
1659. Keene MS, Eaddy MT, Nelson WW, et al. Adherence to paroxetine CR compared with paroxetine IR in a Medicare-eligible population with anxiety disorders. *Am J Manag Care.* 2005 Oct;11(12 Suppl):S362-9.
Source: *PubMed*
1660. Kelin K, Berk M, Spann M, et al. Duloxetine 60 mg/day for the prevention of depressive recurrences: Post hoc analyses from a recurrence prevention study. *International journal of clinical practice.* 2010;64(6):719-26.
Source: *EMBASE*
1661. Keller MB. Citalopram therapy for depression: a review of 10 years of European experience and data from U.S. clinical trials. *J Clin Psychiatry.* 2000 Dec;61(12):896-908.
Source: *PubMed*
1662. Keller MB. Paroxetine treatment of major depressive disorder. *Psychopharmacol Bull.* 2003 Spring;37 Suppl 1:42-52.
Source: *PubMed*
1663. Keller MB, Gelenberg AJ, Hirschfeld RM, et al. The treatment of chronic depression, part 2: a double-blind, randomized trial of sertraline and imipramine. *J Clin Psychiatry.* 1998 Nov;59(11):598-607.
Source: *PubMed*
1664. Keller MB, Kocsis JH, Thase ME, et al. Maintenance phase efficacy of sertraline for chronic depression: a randomized controlled trial. *Jama.* 1998 Nov 18;280(19):1665-72.
Source: *PubMed*
1665. Keller MB, McCullough JP, Klein DN, et al. A comparison of nefazodone, the cognitive behavioral-analysis system of psychotherapy, and their combination for the treatment of chronic depression. *N Engl J Med.* 2000 May 18;342(20):1462-70.
Source: *PubMed*
1666. Keller MB, Trivedi MH, Thase ME, et al. The Prevention of Recurrent Episodes of Depression with Venlafaxine for Two Years (PREVENT) study: outcomes from the acute and continuation phases. *Biol Psychiatry* 2007;62(12):1371-9
Source: *PubMed*
1667. Keller MB, Trivedi MH, Thase ME, et al. The Prevention of Recurrent Episodes of Depression with Venlafaxine for Two Years (PREVENT) Study: Outcomes from the 2-year and combined maintenance phases. *J Clin Psychiatry* 2007;68(8):1246-56
Source: *PubMed*
1668. Kellett JM. Fluvoxamine: an antidepressant for the elderly? *J Psychiatry Neurosci.* 1991 Jul;16(2 Suppl 1):26-9.
Source: *PubMed*
1669. Kelly AM. Does the clinically significant difference in visual analog scale pain scores vary with gender, age, or cause of pain? *Acad Emerg Med.* 1998 Nov;5(11):1086-90.
Source: *PubMed*
1670. Kelly AM. The minimum clinically significant difference in visual analogue scale pain score does not differ with severity of pain. *Emerg Med J.* 2001 May;18(3):205-7.
Source: *PubMed*
1671. Kelly CM, Juurlink DN, Gomes T, et al. Selective serotonin reuptake inhibitors and breast cancer mortality in women receiving tamoxifen: a population based cohort study. *Bmj.* 2010;340:c693.
Source: *PubMed*
1672. Kelly MW, Perry PJ, Holstad SG, et al. Serum fluoxetine and norfluoxetine concentrations and antidepressant response. *Ther Drug Monit.* 1989;11(2):165-70.
Source: *PubMed*
1673. Kelly O, Matheson K, Ravindran A, et al. Ruminative coping among patients with dysthymia before and after pharmacotherapy. *Depress Anxiety.* 2007;24(4):233-43.
Source: *PubMed*
1674. Kennedy GJ. Advances in the treatment of late-life psychotic depression. *Primary Psychiatry.* 2008;15(7):27-9.
Source: *EMBASE*

1675. Kennedy S. Flibanserin: Initial evidence of efficacy on sexual dysfunction, in patients with major depressive disorder. *Journal of Sexual Medicine*. 2010;7(10):3449-59.
Source: *EMBASE*
1676. Kennedy SE, Koeppe RA, Young EA, et al. Dysregulation of endogenous opioid emotion regulation circuitry in major depression in women. *Arch Gen Psychiatry*. 2006 Nov;63(11):1199-208.
Source: *PubMed*
1677. Kennedy SH, Andersen HF, Lam RW. Efficacy of escitalopram in the treatment of major depressive disorder compared with conventional selective serotonin reuptake inhibitors and venlafaxine XR: a meta-analysis. *J Psychiatry Neurosci* 2006;31(2):122-31
Source: *PubMed*
1678. Kennedy SH, Andersen HF, Thase ME. Escitalopram in the treatment of major depressive disorder: a meta-analysis. *Curr Med Res Opin* 2009;25(1):161-75
Source: *PubMed*
1679. Kennedy SH, Eisfeld BS, Dickens SE, et al. Antidepressant-induced sexual dysfunction during treatment with moclobemide, paroxetine, sertraline, and venlafaxine. *J Clin Psychiatry*. 2000 Apr;61(4):276-81.
Source: *PubMed*
1680. Kennedy SH, Evans KR, Kruger S, et al. Changes in regional brain glucose metabolism measured with positron emission tomography after paroxetine treatment of major depression. *Am J Psychiatry*. 2001 Jun;158(6):899-905.
Source: *PubMed*
1681. Kennedy SH, Fulton KA, Bagby RM, et al. Sexual function during bupropion or paroxetine treatment of major depressive disorder. *Can J Psychiatry*. 2006 Mar;51(4):234-42.
Source: *PubMed*
1682. Kennedy SH, Konarski JZ, Segal ZV, et al. Differences in brain glucose metabolism between responders to CBT and venlafaxine in a 16-week randomized controlled trial. *Am J Psychiatry*. 2007 May;164(5):778-88.
Source: *PubMed*
1683. Kennedy SH, Rizvi S, Fulton K, et al. A double-blind comparison of sexual functioning, antidepressant efficacy, and tolerability between agomelatine and venlafaxine XR. *J Clin Psychopharmacol*. 2008 Jun;28(3):329-33.
Source: *PubMed*
1684. Kenny ER, O'Brien JT, Cousins DA, et al. Functional connectivity in late-life depression using resting-state functional magnetic resonance imaging. *American Journal of Geriatric Psychiatry*. 2010;18(7):643-51.
Source: *EMBASE*
1685. Kerr JS, Fairweather DB, Hindmarch I. Effects of fluoxetine on psychomotor performance, cognitive function and sleep in depressed patients. *Int Clin Psychopharmacol*. 1993 Winter;8(4):341-3.
Source: *PubMed*
1686. Kerr TA, McClelland HA, Stephens DA, et al. Trazodone. A comparative clinical and predictive study. *Acta Psychiatr Scand*. 1984 Dec;70(6):573-7.
Source: *PubMed*
1687. Kessler RC, Berglund P, Demler O, et al. The epidemiology of major depressive disorder: results from the National Comorbidity Survey Replication (NCS-R). *JAMA*. 2003 Jun 18;289(23):3095-105.
Source: *Handsearch*
1688. Kessler RC, Berglund P, Demler O, et al. Lifetime prevalence and age-of-onset distributions of DSM-IV disorders in the national comorbidity survey replication. *Archives of General Psychiatry*. 2005;62(6):593-602.
Source: *Scopus*
1689. Kessler RC, Demler O, Frank RG, et al. Prevalence and treatment of mental disorders, 1990 to 2003. *New England Journal of Medicine*. 2005;352(24):2515-23.
Source: *Scopus*
1690. Kessler RC, McGonagle KA, Zhao S, et al. Lifetime and 12-month prevalence of DSM-III-R psychiatric disorders in the United States. Results from the National Comorbidity Survey. *Arch Gen Psychiatry*. 1994 Jan;51(1):8-19.
Source: *Handsearch*

1691. Ketter TA, Jenkins JB, Schroeder DH, et al. Carbamazepine but not valproate induces bupropion metabolism. *J Clin Psychopharmacol.* 1995 Oct;15(5):327-33. Source: *PubMed*
1692. Khan A, Bose A, Alexopoulos GS, et al. Double-blind comparison of escitalopram and duloxetine in the acute treatment of major depressive disorder. *Clin Drug Investig* 2007;27(7):481-92 Source: *PubMed*
1693. Khan A, Brodhead AE, Kolts RL, et al. Severity of depressive symptoms and response to antidepressants and placebo in antidepressant trials. *Journal of Psychiatric Research.* 2005;39(2):145-50. Source: *Scopus*
1694. Khan A, Brodhead AE, Schwartz KA, et al. Sex differences in antidepressant response in recent antidepressant clinical trials. *J Clin Psychopharmacol.* 2005 Aug;25(4):318-24. Source: *PubMed*
1695. Khan A, Cohen S, Dager S, et al. Onset of response in relation to outcome in depressed outpatients with placebo and imipramine. *J Affect Disord.* 1989 Jul-Aug;17(1):33-8. Source: *PubMed*
1696. Khan A, Fabre LF, Rudolph R. Venlafaxine in depressed outpatients. *Psychopharmacol Bull.* 1991;27(2):141-4. Source: *PubMed*
1697. Khan A, Khan S, Kolts R, et al. Suicide rates in clinical trials of SSRIs, other antidepressants, and placebo: analysis of FDA reports. *Am J Psychiatry.* 2003 Apr;160(4):790-2. Source: *PubMed*
1698. Khan A, Schwartz KA, Kolts RL, et al. BMI, sex, and antidepressant response. *J Affect Disord* 2007;99(1-3):101-6 Source: *PubMed*
1699. Khan A, Shad MU, Preskorn SH. Lack of sertraline efficacy probably due to an interaction with carbamazepine. *J Clin Psychiatry.* 2000 Jul;61(7):526-7. Source: *PubMed*
1700. Khan A, Upton GV, Rudolph RL, et al. The use of venlafaxine in the treatment of major depression and major depression associated with anxiety: a dose-response study. Venlafaxine Investigator Study Group. *J Clin Psychopharmacol.* 1998 Feb;18(1):19-25. Source: *PubMed*
1701. Khan AY, Carrithers J, Preskorn SH, et al. Clinical and demographic factors associated with DSM-IV melancholic depression. *Ann Clin Psychiatry.* 2006 Apr-Jun;18(2):91-8. Source: *PubMed*
1702. Khan MC. A randomised, double-blind, placebo-controlled, 5-weeks' study of Org 3770 (mirtazapine) in major depression. *Hum Psychopharmacol.* 1995;10(Suppl 2):S119-S24. Source: *EMBASE*
1703. Khandker RK, Kruzikas DT, McLaughlin TP. Pharmacy and medical costs associated with switching between venlafaxine and SSRI antidepressant therapy for the treatment of major depressive disorder. *J Manag Care Pharm.* 2008 Jun;14(5):426-41. Source: *PubMed*
1704. Kho KH, Zwinderman AH, Blansjaar BA. Predictors for the efficacy of electroconvulsive therapy: Chart review of a naturalistic study. *Journal of Clinical Psychiatry.* 2005;66(7):894-9. Source: *EMBASE*
1705. Khouzam HR, Donnelly NJ. Remission of traumatic brain injury-induced compulsions during venlafaxine treatment. *Gen Hosp Psychiatry.* 1998 Jan;20(1):62-3. Source: *PubMed*
1706. Khouzam HR, Kissmeyer P. Antidepressant treatment, posttraumatic stress disorder, survivor guilt, and spiritual awakening. *J Trauma Stress.* 1997 Oct;10(4):691-6. Source: *PubMed*
1707. Khouzam HR, Monteiro AJ, Gerken ME. Remission of cancer chemotherapy-induced emesis during antidepressant therapy with nefazodone. *Psychosom Med.* 1998 Jan-Feb;60(1):89-91. Source: *PubMed*

1708. Kiev A, Feiger A. A double-blind comparison of fluvoxamine and paroxetine in the treatment of depressed outpatients. *J Clin Psychiatry*. 1997 Apr;58(4):146-52. Source: *PubMed*
1709. Kiev A, Masco HL, Wenger TL, et al. The cardiovascular effects of bupropion and nortriptyline in depressed outpatients. *Ann Clin Psychiatry*. 1994 Jun;6(2):107-15. Source: *PubMed*
1710. Killen JD, Fortmann SP, Schatzberg A, et al. Onset of major depression during treatment for nicotine dependence. *Addict Behav*. 2003 Apr;28(3):461-70. Source: *PubMed*
1711. Kim H, Lim S-W, Kim S, et al. Monoamine Transporter Gene Polymorphisms and Antidepressant Response in Koreans With Late-Life Depression. *JAMA: Journal of the American Medical Association*. 2006 Oct, 2006;296(13):1609-18. Source: *PsycINFO*
1712. Kim J, Riggs KW, Misri S, et al. Stereoselective disposition of fluoxetine and norfluoxetine during pregnancy and breast-feeding. *Br J Clin Pharmacol*. 2006 Feb;61(2):155-63. Source: *PubMed*
1713. Kim SW, Shin IS, Kim JM, et al. Mirtazapine for severe gastroparesis unresponsive to conventional prokinetic treatment. *Psychosomatics*. 2006 Sep-Oct;47(5):440-2. Source: *PubMed*
1714. Kim SW, Shin IS, Kim JM, et al. Effectiveness of mirtazapine for nausea and insomnia in cancer patients with depression. *Psychiatry Clin Neurosci*. 2008 Feb;62(1):75-83. Source: *PubMed*
1715. Kimmick GG, Lovato J, McQuellon R, et al. Randomized, double-blind, placebo-controlled, crossover study of sertraline (Zoloft) for the treatment of hot flashes in women with early stage breast cancer taking tamoxifen. *Breast J*. 2006 Mar-Apr;12(2):114-22. Source: *PubMed*
1716. Kiesses DN, Arean PA, Teri L, et al. Home-delivered problem adaptation therapy (PATH) for depressed, cognitively impaired, disabled elders: A preliminary study. *American Journal of Geriatric Psychiatry*. 2010;18(11):988-98. Source: *EMBASE*
1717. Kirby D, Harrigan S, Ames D. Hyponatraemia in elderly psychiatric patients treated with Selective Serotonin Reuptake Inhibitors and venlafaxine: a retrospective controlled study in an inpatient unit. *Int J Geriatr Psychiatry*. 2002 Mar;17(3):231-7. Source: *PubMed*
1718. Kirli S, Caliskan M. A comparative study of sertraline versus imipramine in postpsychotic depressive disorder of schizophrenia. *Schizophr Res*. 1998 Sep 7;33(1-2):103-11. Source: *PubMed*
1719. Kirsch MA, Louie AK. Paroxetine and irritable bowel syndrome. *Am J Psychiatry*. 2000 Sep;157(9):1523-4. Source: *PubMed*
1720. Kirwin JL, Goren JL. Duloxetine: a dual serotonin-norepinephrine reuptake inhibitor for treatment of major depressive disorder. *Pharmacotherapy*. 2005 Mar;25(3):396-410. Source: *PubMed*
1721. Kishi T, Fukuo Y, Yoshimura R, et al. Pharmacogenetic study of serotonin 6 receptor gene with antidepressant response in major depressive disorder in the Japanese population. *Human Psychopharmacology*. 2010;25(6):481-6. Source: *EMBASE*
1722. Kishi T, Kitajima T, Ikeda M, et al. Orphan nuclear receptor Rev-erb alpha gene (NR1D1) and fluvoxamine response in major depressive disorder in the Japanese population. *Neuropsychobiology*. 2009;59(4):234-8. Source: *PubMed*
1723. Kishi T, Yoshimura R, Kitajima T, et al. SIRT1 gene is associated with major depressive disorder in the Japanese population. *Journal of affective disorders*. 2010;126(1-2):167-73. Source: *EMBASE*

1724. Kishi T, Yoshimura R, Kitajima T, et al. HTR2A is associated with SSRI response in major depressive disorder in a Japanese Cohort. *NeuroMolecular Medicine*. 2010;12(3):237-42. Source: *EMBASE*
1725. Kishi T, Yoshimura R, Okochi T, et al. Association analysis of SIGMAR1 with major depressive disorder and SSRI response. *Neuropharmacology*. 2010 Jun;58(7):1168-73. Source: *PubMed*
1726. Kito S, Koga Y. Visual hallucinations and amnesia associated with zolpidem triggered by fluvoxamine: a possible interaction. *Int Psychogeriatr*. 2006 Dec;18(4):749-51. Source: *PubMed*
1727. Kivimaki M, Tabak AG, Lawlor DA, et al. Antidepressant use before and after the diagnosis of type 2 diabetes: A longitudinal modeling study. *Diabetes Care*. 2010;33(7):1471-6. Source: *EMBASE*
1728. Klein DF. The flawed basis for FDA post-marketing safety decisions: The example of anti-depressants and children. *Neuropsychopharmacology*. 2006;31(4):689-99. Source: *Scopus*
1729. Klein DN, Schatzberg AF, McCullough JP, et al. Early- versus late-onset dythymic disorder: comparison in out-patients with superimposed major depressive episodes. *J Affect Disord*. 1999 Jan-Mar;52(1-3):187-96. Source: *PubMed*
1730. Klein DN, Schwartz JE, Santiago NJ, et al. Therapeutic alliance in depression treatment: controlling for prior change and patient characteristics. *J Consult Clin Psychol*. 2003 Dec;71(6):997-1006. Source: *PubMed*
1731. Klein HE, Muller N. Trazodone in endogenous depressed patients: a negative report and a critical evaluation of the pertaining literature. *Prog Neuropsychopharmacol Biol Psychiatry*. 1985;9(2):173-86. Source: *PubMed*
1732. Klieser E, Lehmann E. Experimental comparison between the effect of standardized trazodone-amitriptyline and placebo treatment in vitalized depressive patients. *Psychopharmacology (Berl)*. 1988;95 Suppl:S3-5. Source: *PubMed*
1733. Klieser E, Lehmann E. Experimental examination of trazodone. *Clin Neuropharmacol*. 1989;12 Suppl 1:S18-24. Source: *PubMed*
1734. Klieser E, Lehmann E, Heinrich K. Fluoxetine in patients with major depressive disorder--a responder analysis. *Pharmacopsychiatry*. 1995 Jan;28(1):14-9. Source: *PubMed*
1735. Klimek V, Roberson G, Stockmeier CA, et al. Serotonin transporter and MAO-B levels in monoamine nuclei of the human brainstem are normal in major depression. *J Psychiatr Res*. 2003 Sep-Oct;37(5):387-97. Source: *PubMed*
1736. Klimek V, Stockmeier C, Overholser J, et al. Reduced levels of norepinephrine transporters in the locus coeruleus in major depression. *J Neurosci*. 1997 Nov 1;17(21):8451-8. Source: *PubMed*
1737. Klimke A, Larisch R, Janz A, et al. Dopamine D2 receptor binding before and after treatment of major depression measured by [123I]IBZM SPECT. *Psychiatry Res*. 1999 Apr 26;90(2):91-101. Source: *PubMed*
1738. Klok CJ, Brouwer GJ, Van Praag HM, et al. Fluvoxamine and clomipramine in depressed patients. A double blind clinical study. *Acta Psychiatrica Scandinavica*. 1981;64(1):1-11. Source: *EMBASE*
1739. Kluge M, Schussler P, Steiger A. Duloxetine increases stage 3 sleep and suppresses rapid eye movement (REM) sleep in patients with major depression. *Eur Neuropsychopharmacol*. 2007 Jul;17(8):527-31. Source: *PubMed*

1740. Klysner R, Bent-Hansen J, Hansen HL, et al. Efficacy of citalopram in the prevention of recurrent depression in elderly patients: placebo-controlled study of maintenance therapy. *Br J Psychiatry*. 2002 Jul;181:29-35. Source: *PubMed*
1741. Knott V, Mahoney C, Kennedy S, et al. Pre-treatment EEG and it's relationship to depression severity and paroxetine treatment outcome. *Pharmacopsychiatry*. 2000 Nov;33(6):201-5. Source: *PubMed*
1742. Knott VJ, Lapierre YD. Computerized EEG correlates of depression and antidepressant treatment. *Prog Neuropsychopharmacol Biol Psychiatry*. 1987;11(2-3):213-21. Source: *PubMed*
1743. Knudsen P, Hansen EH, Eskildsen K. Leading ordinary lives: a qualitative study of younger women's perceived functions of antidepressants. *Pharm World Sci*. 2003 Aug;25(4):162-7. Source: *PubMed*
1744. Ko HC, Lu RB, Shiah IS, et al. Plasma free 3-methoxy-4-hydroxyphenylglycol predicts response to fluoxetine. *Biol Psychiatry*. 1997 Apr 1;41(7):774-81. Source: *PubMed*
1745. Kocsis JH, Leon AC, Markowitz JC, et al. Patient preference as a moderator of outcome for chronic forms of major depressive disorder treated with nefazodone, cognitive behavioral analysis system of psychotherapy, or their combination. *J Clin Psychiatry*. 2009 Mar;70(3):354-61. Source: *PubMed*
1746. Kocsis JH, Rush AJ, Markowitz JC, et al. Continuation treatment of chronic depression: a comparison of nefazodone, cognitive behavioral analysis system of psychotherapy, and their combination. *Psychopharmacol Bull*. 2003;37(4):73-87. Source: *PubMed*
1747. Kocsis JH, Schatzberg A, Rush AJ, et al. Psychosocial outcomes following long-term, double-blind treatment of chronic depression with sertraline vs placebo. *Arch Gen Psychiatry*. 2002 Aug;59(8):723-8. Source: *PubMed*
1748. Kocsis JH, Thase ME, Trivedi MH, et al. Prevention of recurrent episodes of depression with venlafaxine ER in a 1-year maintenance phase from the PREVENT Study. *J Clin Psychiatry* 2007;68(7):1014-23 Source: *PubMed*
1749. Kocsis JH, Zisook S, Davidson J, et al. Double-blind comparison of sertraline, imipramine, and placebo in the treatment of dysthymia: psychosocial outcomes. *Am J Psychiatry*. 1997 Mar;154(3):390-5. Source: *PubMed*
1750. Koetsier GC, Volkers AC, Tulen JH, et al. CPT performance in major depressive disorder before and after treatment with imipramine or fluvoxamine. *J Psychiatr Res*. 2002 Nov-Dec;36(6):391-7. Source: *PubMed*
1751. Koga M, Kodaka F, Miyata H, et al. Symptoms of delusion: the effects of discontinuation of low-dose venlafaxine. *Acta Psychiatr Scand*. 2009 Oct;120(4):329-31. Source: *PubMed*
1752. Kok R, Nolen W, Heeren T. Cardiovascular changes associated with venlafaxine in the treatment of late-life depression. *Am J Geriatr Psychiatry*. 2007 Aug;15(8):725; author reply 6. Source: *PubMed*
1753. Kok RM, Nolen WA, Heeren TJ. Venlafaxine versus nortriptyline in the treatment of elderly depressed inpatients: a randomised, double-blind, controlled trial. *Int J Geriatr Psychiatry*. 2007 Dec;22(12):1247-54. Source: *PubMed*
1754. Kok RM, Nolen WA, Heeren TJ. Outcome of late-life depression after 3 years of sequential treatment. *Acta Psychiatr Scand*. 2009 Apr;119(4):274-81. Source: *PubMed*
1755. Kok RM, Vink D, Heeren TJ, et al. Lithium augmentation compared with phenelzine in treatment-resistant depression in the elderly: an open, randomized, controlled trial. *J Clin Psychiatry*. 2007 Aug;68(8):1177-85. Source: *PubMed*

1756. Konarski JZ, Kennedy SH, Segal ZV, et al. Predictors of nonresponse to cognitive behavioural therapy or venlafaxine using glucose metabolism in major depressive disorder. *J Psychiatry Neurosci*. 2009;34(3):175-80
Source: *PubMed*
1757. Konig F, Hauger B, von Hippel C, et al. Effect of paroxetine on thyroid hormone levels in severely depressed patients. *Neuropsychobiology*. 2000;42(3):135-8.
Source: *PubMed*
1758. Konig F, von Hippel C, Petersdorff T, et al. First experiences in combination therapy using olanzapine with SSRIs (citalopram, paroxetine) in delusional depression. *Neuropsychobiology*. 2001;43(3):170-4.
Source: *PubMed*
1759. Konitsiotis S, Pappa S, Mantas C, et al. Acute reversible dyskinesia induced by mirtazapine. *Mov Disord*. 2005 Jun;20(6):771.
Source: *PubMed*
1760. Kontoangelos K, Vaidakis N, Zervas I, et al. Administration of inositol to a patient with bipolar disorder and psoriasis: A case report. *Cases Journal*. 2010;3(2).
Source: *EMBASE*
1761. Konuk N, Atasoy N, Atik L, et al. Open-label study of adjunct modafinil for the treatment of patients with fatigue, sleepiness, and major depression treated with selective serotonin reuptake inhibitors. *Advances in Therapy*. 2006;23(4):646-54.
Source: *Scopus*
1762. Kool S, Dekker J, Duijsens II, et al. Efficacy of combined therapy and pharmacotherapy for depressed patients with or without personality disorders. *Harv Rev Psychiatry*. 2003 May-Jun;11(3):133-41.
Source: *PubMed*
1763. Kopecek M, Cerna L, Sulak J, et al. Depressed patients perception of the efficacy of electroconvulsive therapy and venlafaxine therapy. *Neuro Endocrinol Lett*. 2007 Dec;28(6):889-94.
Source: *PubMed*
1764. Kopf D, Westphal S, Luley CW, et al. Lipid metabolism and insulin resistance in depressed patients: significance of weight, hypercortisolism, and antidepressant treatment. *J Clin Psychopharmacol*. 2004 Oct;24(5):527-31.
Source: *PubMed*
1765. Koran LM, Aboujaoude EN, Gamel NN. Duloxetine treatment of dysthymia and double depression: an open-label trial. *J Clin Psychiatry*. 2007 May;68(5):761-5.
Source: *PubMed*
1766. Koran LM, Chuong HW, Bullock KD, et al. Citalopram for compulsive shopping disorder: an open-label study followed by double-blind discontinuation. *J Clin Psychiatry*. 2003 Jul;64(7):793-8.
Source: *PubMed*
1767. Koran LM, Gelenberg AJ, Kornstein SG, et al. Sertraline versus imipramine to prevent relapse in chronic depression. *J Affect Disord*. 2001 Jun;65(1):27-36.
Source: *PubMed*
1768. Koran LM, Hamilton SH, Hertzman M, et al. Predicting response to fluoxetine in geriatric patients with major depression. *J Clin Psychopharmacol*. 1995 Dec;15(6):421-7.
Source: *PubMed*
1769. Korn ML, Kotler M, Molcho A, et al. Suicide and violence associated with panic attacks. *Biol Psychiatry*. 1992 Mar 15;31(6):607-12.
Source: *PubMed*
1770. Kornstein SG. Beyond remission: rationale and design of the Prevention of Recurrent Episodes of Depression with Venlafaxine for Two Years (PREVENT) Study. *CNS Spectr*. 2006 Dec;11(12 Suppl 15):28-34.
Source: *PubMed*
1771. Kornstein SG. Maintenance therapy to prevent recurrence of depression: summary and implications of the PREVENT study. *Expert Rev Neurother* 2008;8(5):737-42
Source: *PubMed*

1772. Kornstein SG, Bose A, Li D, et al. Escitalopram maintenance treatment for prevention of recurrent depression: a randomized, placebo-controlled trial. *J Clin Psychiatry* 2006;67(11):1767-75
Source: *PubMed*
1773. Kornstein SG, Clayton AH, Soares CN, et al. Analysis by age and sex of efficacy data from placebo-controlled trials of desvenlafaxine in outpatients with major depressive disorder. *Journal of Clinical Psychopharmacology*. 2010;30(3):294-9.
Source: *EMBASE*
1774. Kornstein SG, Dunner DL, Meyers AL, et al. A randomized, double-blind study of increasing or maintaining duloxetine dose in patients without remission of major depressive disorder after initial duloxetine therapy. *J Clin Psychiatry*. 2008 Sep;69(9):1383-92.
Source: *PubMed*
1775. Kornstein SG, Harvey AT, Rush AJ, et al. Self-reported premenstrual exacerbation of depressive symptoms in patients seeking treatment for major depression. *Psychol Med*. 2005 May;35(5):683-92.
Source: *PubMed*
1776. Kornstein SG, Jiang Q, Reddy S, et al. Short-term efficacy and safety of desvenlafaxine in a randomized, placebo-controlled study of perimenopausal and postmenopausal women with major depressive disorder. *J Clin Psychiatry* 2010;71(8):1088-96
Source: *PubMed*
1777. Kornstein SG, Kocsis JH, Ahmed S, et al. Assessing the efficacy of 2 years of maintenance treatment with venlafaxine extended release 75-225 mg/day in patients with recurrent major depression: a secondary analysis of data from the PREVENT study. *Int Clin Psychopharmacol* 2008;23(6):357-63
Source: *PubMed*
1778. Kornstein SG, Li D, Mao Y, et al. Escitalopram versus SNRI antidepressants in the acute treatment of major depressive disorder: Integrative analysis of four double-blind, randomized clinical trials. *CNS Spectrums* 2009;14(6):326-33
Source: *PsycINFO*
1779. Kornstein SG, Schatzberg AF, Thase ME, et al. Gender differences in treatment response to sertraline versus imipramine in chronic depression. *Am J Psychiatry*. 2000 Sep;157(9):1445-52.
Source: *PubMed*
1780. Kornstein SG, Wohlreich MM, Mallinckrodt CH, et al. Duloxetine efficacy for major depressive disorder in male vs. female patients: data from 7 randomized, double-blind, placebo-controlled trials. *J Clin Psychiatry* 2006;67(5):761-70
Source: *PubMed*
1781. Kostiukova EG, Granenov GM, Andreichik LA, et al. Comparative efficacy and tolerance of fluvoxamine and amitriptyline in the treatment of moderate and severe depression in mental hospital. *Zhurnal Nevrologii I Psikiatrii Imeni Ss Korsakova*. 2003;103(1):24-9.
Source: *EMBASE*
1782. Koutouvidis N, Pratikakis M, Fotiadou A. The use of mirtazapine in a group of 11 patients following poor compliance to selective serotonin reuptake inhibitor treatment due to sexual dysfunction. *Int Clin Psychopharmacol*. 1999 Jul;14(4):253-5.
Source: *PubMed*
1783. Kozel FA, Trivedi MH, Wisniewski SR, et al. Treatment outcomes for older depressed patients with earlier versus late onset of first depressive episode: a Sequenced Treatment Alternatives to Relieve Depression (STAR*D) report. *Am J Geriatr Psychiatry*. 2008 Jan;16(1):58-64.
Source: *PubMed*
1784. Kraemer HC, Kupfer DJ. Size of Treatment Effects and Their Importance to Clinical Research and Practice. *Biological Psychiatry*. 2006;59(11):990-6.
Source: *Scopus*
1785. Kraft JB, Peters EJ, Slager SL, et al. Analysis of association between the serotonin transporter and antidepressant response in a large clinical sample. *Biol Psychiatry*. 2007 Mar 15;61(6):734-42.
Source: *PubMed*

1786. Kraft JB, Slager SL, McGrath PJ, et al. Sequence analysis of the serotonin transporter and associations with antidepressant response. *Biological Psychiatry*. 2005;58(5):374-81. Source: *EMBASE*
1787. Krahn LE, Hanson CA, Pileggi TS, et al. Electroconvulsive therapy and cardiovascular complications in patients taking trazodone for insomnia. *J Clin Psychiatry*. 2001 Feb;62(2):108-10. Source: *PubMed*
1788. Kramer MS, Cutler N, Feighner J, et al. Distinct mechanism for antidepressant activity by blockade of central substance P receptors. *Science*. 1998 Sep 11;281(5383):1640-5. Source: *PubMed*
1789. Kranzler HR, Burleson JA, Brown J, et al. Fluoxetine treatment seems to reduce the beneficial effects of cognitive-behavioral therapy in type B alcoholics. *Alcohol Clin Exp Res*. 1996 Dec;20(9):1534-41. Source: *PubMed*
1790. Kranzler HR, Burleson JA, Korner P, et al. Placebo-controlled trial of fluoxetine as an adjunct to relapse prevention in alcoholics. *Am J Psychiatry*. 1995 Mar;152(3):391-7. Source: *PubMed*
1791. Kranzler HR, Mueller T, Cornelius J, et al. Sertraline treatment of co-occurring alcohol dependence and major depression. *J Clin Psychopharmacol* 2006;26(1):13-20 Source: *PubMed*
1792. Kraus JE, Horrigan JP, Carpenter DJ, et al. Clinical features of patients with treatment-emergent suicidal behavior following initiation of paroxetine therapy. *J Affect Disord*. 2010 Jan;120(1-3):40-7. Source: *PubMed*
1793. Kraus MR, Schafer A, Schottker K, et al. Therapy of interferon-induced depression in chronic hepatitis C with citalopram: a randomised, double-blind, placebo-controlled study. *Gut*. 2008 Apr;57(4):531-6. Source: *PubMed*
1794. Kraus RP. Rapid cycling triggered by pindolol augmentation of paroxetine, but not with desipramine. *Depression*. 1996;4(2):92-4. Source: *PubMed*
1795. Kraus RP, Diaz P, McEachran A. Managing rapid metabolizers of antidepressants. *Depress Anxiety*. 1996;4(6):320-7. Source: *PubMed*
1796. Kraus T, Haack M, Schuld A, et al. Body weight, the tumor necrosis factor system, and leptin production during treatment with mirtazapine or venlafaxine. *Pharmacopsychiatry*. 2002 Nov;35(6):220-5. Source: *PubMed*
1797. Kravitz RL, Epstein RM, Feldman MD, et al. Influence of patients' requests for direct-to-consumer advertised antidepressants: A randomized controlled trial. *Journal of the American Medical Association*. 2005;293(16):1995-2002. Source: *EMBASE*
1798. Krebs EE, Gaynes BN, Gartlehner G, et al. Treating the physical symptoms of depression with second-generation antidepressants: a systematic review and metaanalysis. *Psychosomatics* 2008;49(3):191-8 Source: *PubMed*
1799. Kreider MS, Bushnell WD, Oakes R, et al. A double-blind, randomized study to provide safety information on switching fluoxetine-treated patients to paroxetine without an intervening washout period. *J Clin Psychiatry*. 1995 Apr;56(4):142-5. Source: *PubMed*
1800. Krishnan KR, Doraiswamy PM, Clary CM. Clinical and treatment response characteristics of late-life depression associated with vascular disease: a pooled analysis of two multicenter trials with sertraline. *Prog Neuropsychopharmacol Biol Psychiatry*. 2001 Feb;25(2):347-61. Source: *PubMed*
1801. Kroenke K, Messina N, 3rd, Benattia I, et al. Venlafaxine extended release in the short-term treatment of depressed and anxious primary care patients with multisomatoform disorder. *J Clin Psychiatry* 2006;67(1):72-80 Source: *PubMed*
1802. Kroenke K, West SL, Swindle R, et al. Similar effectiveness of paroxetine, fluoxetine, and sertraline in primary care: a randomized trial. *Jama*. 2001 Dec 19;286(23):2947-55. Source: *PubMed*

1803. Kruger S, Lindstaedt M. Duloxetine and hyponatremia: a report of 5 cases. *J Clin Psychopharmacol.* 2007 Feb;27(1):101-4. Source: *PubMed*
1804. Krystal A, Fava M, Rubens R, et al. Evaluation of eszopiclone discontinuation after cotherapy with fluoxetine for insomnia with coexisting depression. *J Clin Sleep Med.* 2007 Feb 15;3(1):48-55. Source: *PubMed*
1805. Krystal AD. Depression and insomnia in women. *Clin Cornerstone.* 2004;6 Suppl 1B:S19-28. Source: *PubMed*
1806. Krystal AD, Harsh JR, Yang RR, et al. A double-blind, placebo-controlled study of armodafinil for excessive sleepiness in patients with treated obstructive sleep apnea and comorbid depression. *Journal of Clinical Psychiatry.* 2010;71(1):32-40. Source: *EMBASE*
1807. Kubera M, Kenis G, Bosmans E, et al. Stimulatory effect of antidepressants on the production of IL-6. *Int Immunopharmacol.* 2004 Feb;4(2):185-92. Source: *PubMed*
1808. Kubota T, Miyata A. Syndrome of inappropriate secretion of antidiuretic hormone associated with paroxetine. *J Anesth.* 2006;20(2):126-8. Source: *PubMed*
1809. Kucukalic A, Bravo-Mehmedbasic A, Kulenovic AD, et al. Venlafaxine efficacy and tolerability in the treatment of post-stroke depression. *Psychiatr Danub.* 2007 Jun;19(1-2):56-60. Source: *PubMed*
1810. Kugaya A, Sanacora G, Staley JK, et al. Brain serotonin transporter availability predicts treatment response to selective serotonin reuptake inhibitors. *Biol Psychiatry.* 2004 Oct 1;56(7):497-502. Source: *PubMed*
1811. Kuhn KU, Quednow BB, Thiel M, et al. Antidepressive treatment in patients with temporal lobe epilepsy and major depression: a prospective study with three different antidepressants. *Epilepsy Behav.* 2003 Dec;4(6):674-9. Source: *PubMed*
1812. Kuhs H, Schlake HP, Rolf LH, et al. Relationship between parameters of serotonin transport and antidepressant plasma levels or therapeutic response in depressive patients treated with paroxetine and amitriptyline. *Acta Psychiatr Scand.* 1992 May;85(5):364-9. Source: *PubMed*
1813. Kulisevsky J, Pagonabarraga J, Pascual-Sedano B, et al. Motor changes during sertraline treatment in depressed patients with Parkinson's disease*. *Eur J Neurol.* 2008 Sep;15(9):953-9. Source: *PubMed*
1814. Kuliwaba A. Non-lethal mirtazapine overdose with rhabdomyolysis. *Australian and New Zealand Journal of Psychiatry.* 2005 Apr; 2005;39(4):312-3. Source: *PsycINFO*
1815. Kulp W, von der Schulenburg JM, Greiner W. Cost-effectiveness of outpatient treatment in depressive patients with escitalopram in Germany. *Eur J Health Econ.* 2005 Dec;6(4):317-21. Source: *PubMed*
1816. Kumar P, Waiter G, Ahearn T, et al. Abnormal temporal difference reward-learning signals in major depression. *Brain.* 2008 Aug;131(Pt 8):2084-93. Source: *PubMed*
1817. Kumar S. Prophylaxis of depression in older people. *Br J Psychiatry.* 2003 Oct;183:365; author reply Source: *PubMed*
1818. Kumra S, Oberstar JV, Sikich L, et al. Efficacy and tolerability of second-generation antipsychotics in children and adolescents with schizophrenia. *Schizophrenia Bulletin.* 2008;34(1):60-71. Source: *Scopus*

1819. Kupfer DJ. Long-term treatment of depression. *J Clin Psychiatry*. 1991 May;52 Suppl:28-34.
Source: *PubMed*
1820. Kupfer DJ. Depression and associated sleep disturbances: Patient benefits with agomelatine. *European Neuropsychopharmacology*. 2006 Sep, 2006;16(5):S639-S43.
Source: *PsycINFO*
1821. Kupfer DJ, Perel JM, Pollock BG, et al. Fluvoxamine versus desipramine: comparative polysomnographic effects. *Biol Psychiatry* 1991;29(1):23-40
Source: *PubMed*
1822. Kushner SC, Quilty LC, McBride C, et al. A comparison of depressed patients in randomized versus nonrandomized trials of antidepressant medication and psychotherapy. *Depression and Anxiety*. 2009;26(7):666-73.
Source: *EMBASE*
1823. Kuyken W, Watkins E, Holden E, et al. How does mindfulness-based cognitive therapy work? *Behaviour Research and Therapy*. 2010;48(11):1105-12.
Source: *EMBASE*
1824. Kwan BM, Dimidjian S, Rizvi SL. Treatment preference, engagement, and clinical improvement in pharmacotherapy versus psychotherapy for depression. *Behaviour Research and Therapy*. 2010;48(8):799-804.
Source: *EMBASE*
1825. Kwon JS, Youn T, Jung HY. Right hemisphere abnormalities in major depression: quantitative electroencephalographic findings before and after treatment. *J Affect Disord*. 1996 Oct 14;40(3):169-73.
Source: *PubMed*
1826. Kyle CJ, Petersen HE, Overo KF. Comparison of the tolerability and efficacy of citalopram and amitriptyline in elderly depressed patients treated in general practice. *Depress Anxiety*. 1998;8(4):147-53.
Source: *PubMed*
1827. Kyomen HH, Whitfield TH. Psychosis in the elderly. *Am J Psychiatry*. 2009 Feb;166(2):146-50.
Source: *PubMed*
1828. Labbate LA. Bupropion-SR-induced increased libido and spontaneous orgasm. *Can J Psychiatry*. 1998 Aug;43(6):644-5.
Source: *PubMed*
1829. Labbate LA, Pollack MH. Treatment of fluoxetine-induced sexual dysfunction with bupropion: a case report. *Ann Clin Psychiatry*. 1994 Mar;6(1):13-5.
Source: *PubMed*
1830. Labuschagne I, Croft RJ, Phan KL, et al. Augmenting serotonin neurotransmission with citalopram modulates emotional expression decoding but not structural encoding of moderate intensity sad facial emotional stimuli: an event-related potential (ERP) investigation. *J Psychopharmacol*. 2010 Aug;24(8):1153-64.
Source: *PubMed*
1831. Lachiewicz A, Dawson D, Spiridigliozzi G, et al. Indicators of anxiety and depression in women with the fragile X premutation: Assessment of a clinical sample. *Journal of Intellectual Disability Research*. 2010;54(7):597-610.
Source: *EMBASE*
1832. Ladabaum U, Sharabidze A, Levin TR, et al. Citalopram Provides Little or No Benefit in Nondepressed Patients With Irritable Bowel Syndrome. *Clinical Gastroenterology and Hepatology*. 2010;8(1):42-8.e1.
Source: *EMBASE*
1833. Ladd CO, Newport DJ, Ragan KA, et al. Venlafaxine in the treatment of depressive and vasomotor symptoms in women with perimenopausal depression. *Depress Anxiety*. 2005;22(2):94-7.
Source: *PubMed*
1834. Lader M, Andersen HF, Baekdal T. The effect of escitalopram on sleep problems in depressed patients. *Hum Psychopharmacol*. 2005 Jul;20(5):349-54.
Source: *PubMed*
1835. Lafer B, Fava M, Hamneress P, et al. The influence of DST and TRH test administration on depression assessments: a controlled study. *Biol Psychiatry*. 1993 Nov 1;34(9):650-3.
Source: *PubMed*

1836. Laghrissi-Thode F, Pollock BG, Miller MC, et al. Double-blind comparison of paroxetine and nortriptyline on the postural stability of late-life depressed patients. *Psychopharmacol Bull.* 1995;31(4):659-63.
Source: *PubMed*
1837. Lai C-H. Duloxetine related hypersexuality: A case report. *Progress in neuro-psychopharmacology & biological psychiatry.* 2010;34(2):414-5.
Source: *PsycINFO*
1838. Laidlaw K, Davidson K, Toner H, et al. A randomised controlled trial of cognitive behaviour therapy vs treatment as usual in the treatment of mild to moderate late life depression. *International Journal of Geriatric Psychiatry.* 2008;23(8):843-50.
Source: *EMBASE*
1839. Laika B, Leucht S, Heres S, et al. Pharmacogenetics and olanzapine treatment: CYP1A2*1F and serotonergic polymorphisms influence therapeutic outcome. *Pharmacogenomics J.* 2010 Feb;10(1):20-9.
Source: *PubMed*
1840. Laimer M, Kramer-Reinstadler K, Rauchenzauner M, et al. Effect of mirtazapine treatment on body composition and metabolism. *J Clin Psychiatry.* 2006 Mar;67(3):421-4.
Source: *PubMed*
1841. Laje G, Paddock S, Manji H, et al. Genetic markers of suicidal ideation emerging during citalopram treatment of major depression. *Am J Psychiatry.* 2007 Oct;164(10):1530-8.
Source: *PubMed*
1842. Laje G, Perlis RH, Rush AJ, et al. Pharmacogenetics studies in STAR*D: strengths, limitations, and results. *Psychiatr Serv.* 2009 Nov;60(11):1446-57.
Source: *PubMed*
1843. Lakshmanan MN, Meier SLC, Meier RS, et al. An archetype of the collaborative efforts of psychotherapy and psychopharmacology in successfully treating dissociative identity disorder with comorbid bipolar disorder. *Psychiatry (Edgemont).* 2010;7(7):33-7.
Source: *EMBASE*
1844. Lam RW, Andersen HF. The influence of baseline severity on efficacy of escitalopram and citalopram in the treatment of major depressive disorder: an extended analysis. *Pharmacopsychiatry.* 2006 Sep;39(5):180-4.
Source: *PubMed*
1845. Lam RW, Gorman CP, Michalon M, et al. Multicenter, placebo-controlled study of fluoxetine in seasonal affective disorder. *Am J Psychiatry.* 1995 Dec;152(12):1765-70.
Source: *PubMed*
1846. Lam RW, Hossie H, Solomons K, et al. Citalopram and bupropion-SR: combining versus switching in patients with treatment-resistant depression. *J Clin Psychiatry.* 2004 Mar;65(3):337-40.
Source: *PubMed*
1847. Lam RW, Kennedy SH, Grigoriadis S, et al. Canadian Network for Mood and Anxiety Treatments (CANMAT) clinical guidelines for the management of major depressive disorder in adults. III. Pharmacotherapy. *J Affect Disord.* 2009 Oct;117 Suppl 1:S26-43.
Source: *PubMed*
1848. Lam RW, Lee SK, Tam EM, et al. An open trial of light therapy for women with seasonal affective disorder and comorbid bulimia nervosa. *J Clin Psychiatry.* 2001 Mar;62(3):164-8.
Source: *PubMed*
1849. Lam RW, Levitt AJ, Levitan RD, et al. The Can-SAD study: a randomized controlled trial of the effectiveness of light therapy and fluoxetine in patients with winter seasonal affective disorder. *Am J Psychiatry.* 2006 May;163(5):805-12.
Source: *PubMed*
1850. Lam RW, Lonn SL, Despiegel N. Escitalopram versus serotonin noradrenaline reuptake inhibitors as second step treatment for patients with major depressive disorder: A pooled analysis. *International Clinical Psychopharmacology.* 2010;25(4):199-203.
Source: *EMBASE*

1851. Lammers CH, Deuschle M, Weigmann H, et al. Coadministration of clozapine and fluvoxamine in psychotic patients--clinical experience. *Pharmacopsychiatry*. 1999 Mar;32(2):76-7.
Source: *PubMed*
1852. Lanctot KL, Best TS, Mittmann N, et al. Efficacy and safety of neuroleptics in behavioral disorders associated with dementia. *J Clin Psychiatry*. 1998 Oct;59(10):550-61; quiz 62-3.
Source: *PubMed*
1853. Lanctot KL, Rapoport MJ, Chan F, et al. Genetic predictors of response to treatment with citalopram in depression secondary to traumatic brain injury. *Brain Inj*. 2010;24(7-8):959-69.
Source: *PubMed*
1854. Landen M, Bjorling G, Agren H, et al. A randomized, double-blind, placebo-controlled trial of buspirone in combination with an SSRI in patients with treatment-refractory depression. *J Clin Psychiatry*. 1998 Dec;59(12):664-8.
Source: *PubMed*
1855. Landen M, Hogberg P, Thase ME. Incidence of sexual side effects in refractory depression during treatment with citalopram or paroxetine. *J Clin Psychiatry*. 2005 Jan;66(1):100-6.
Source: *PubMed*
1856. Lanes T, Ravaris CL. Prolonged ECT seizure duration in a patient taking trazodone. *Am J Psychiatry*. 1993 Mar;150(3):525.
Source: *PubMed*
1857. Langlois RP, Paquette D. Sustained bradycardia during fluvoxamine and buspirone intoxication. *Can J Psychiatry*. 1994 Mar;39(2):126-7.
Source: *PubMed*
1858. Langworth S, Bodlund O, Agren H. Efficacy and tolerability of reboxetine compared with citalopram: a double-blind study in patients with major depressive disorder. *J Clin Psychopharmacol*. 2006 Apr;26(2):121-7.
Source: *PubMed*
1859. Lanza di Scalea T, Hanusa BH, Wisner KL. Sexual function in postpartum women treated for depression: results from a randomized trial of nortriptyline versus sertraline. *J Clin Psychiatry* 2009;70(3):423-8
Source: *PubMed*
1860. Lapierre Y, Bentkover J, Schainbaum S, et al. Direct cost of depression: analysis of treatment costs of paroxetine versus Imipramine in Canada. *Can J Psychiatry*. 1995 Sep;40(7):370-7.
Source: *PubMed*
1861. Lapierre YD. Controlling acute episodes of depression. *Int Clin Psychopharmacol*. 1991 Dec;6 Suppl 2:23-35.
Source: *PubMed*
1862. Lapierre YD, Browne M, Horn E, et al. Treatment of major affective disorder with fluvoxamine. *J Clin Psychiatry*. 1987 Feb;48(2):65-8.
Source: *PubMed*
1863. Lapierre YD, Joffe R, McKenna K, et al. Moclobemide versus fluoxetine in the treatment of major depressive disorder in adults. *J Psychiatry Neurosci*. 1997 Mar;22(2):118-26.
Source: *PubMed*
1864. Lara DR, Busnello ED, Souza DO. Ondansetron rather than metoclopramide for bupropion-induced nausea. *Can J Psychiatry*. 2001 May;46(4):371.
Source: *PubMed*
1865. Lasch K, Joish VN, Zhu YP, et al. Validation of the sleep impact scale in patients with major depressive disorder and insomnia. *Current Medical Research and Opinion (England)*. 2009;25:1699.
Source: *PsycINFO*
1866. Lash TL, Cronin-Fenton D, Ahern TP, et al. Breast cancer recurrence risk related to concurrent use of SSRI antidepressants and tamoxifen. *Acta Oncologica*. 2010;49(3):305-12.
Source: *EMBASE*

1867. Lauritzen L, Odgaard K, Clemmesen L, et al. Relapse prevention by means of paroxetine in ECT-treated patients with major depression: a comparison with imipramine and placebo in medium-term continuation therapy. *Acta Psychiatr Scand.* 1996 Oct;94(4):241-51. Source: *PubMed*
1868. Laursen AL, Mikkelsen PL, Rasmussen S, et al. Paroxetine in the treatment of depression--a randomized comparison with amitriptyline. *Acta Psychiatr Scand.* 1985 Mar;71(3):249-55. Source: *PubMed*
1869. Lavergne F, Berlin I, Gamma A, et al. Onset of improvement and response to mirtazapine in depression: A multicenter naturalistic study of 4771 patients. *Neuropsychiatric Disease and Treatment.* 2005 2005;1(1):59-68. Source: *PsycINFO*
1870. Lavori PW, Rush AJ, Wisniewski SR, et al. Strengthening clinical effectiveness trials: equipoise-stratified randomization. *Biol Psychiatry.* 2001 Nov 15;50(10):792-801. Source: *PubMed*
1871. Lavretsky H, Kim MD, Kumar A, et al. Combined treatment with methylphenidate and citalopram for accelerated response in the elderly: an open trial. *J Clin Psychiatry.* 2003 Dec;64(12):1410-4. Source: *PubMed*
1872. Lavretsky H, Kumar A. Methylphenidate augmentation of citalopram in elderly depressed patients. *Am J Geriatr Psychiatry.* 2001 Summer;9(3):298-303. Source: *PubMed*
1873. Lavretsky H, Park S, Siddarth P, et al. Methylphenidate-enhanced antidepressant response to citalopram in the elderly: a double-blind, placebo-controlled pilot trial. *Am J Geriatr Psychiatry.* 2006 Feb;14(2):181-5. Source: *PubMed*
1874. Lavretsky H, Roybal DJ, Ballmaier M, et al. Antidepressant exposure may protect against decrement in frontal gray matter volumes in geriatric depression. *Journal of Clinical Psychiatry.* 2005;66(8):964-7. Source: *EMBASE*
1875. Lavretsky H, Siddarth P, Irwin MR. Improving depression and enhancing resilience in family dementia caregivers: A pilot randomized placebo-controlled trial of escitalopram. *The American Journal of Geriatric Psychiatry* 2010;18(2):154-62 Source: *PsycINFO*
1876. Lavretsky H, Siddarth P, Kumar A, et al. The effects of the dopamine and serotonin transporter polymorphisms on clinical features and treatment response in geriatric depression: a pilot study. *Int J Geriatr Psychiatry.* 2008 Jan;23(1):55-9. Source: *PubMed*
1877. Lawrence KM, De Paermentier F, Cheetham SC, et al. Brain 5-HT uptake sites, labelled with [3H]-paroxetine, in post-mortem samples from depressed suicide victims. *Br J Pharmacol.* 1989 Dec;98 Suppl:812P. Source: *PubMed*
1878. Lawrence KM, De Paermentier F, Cheetham SC, et al. Symmetrical hemispheric distribution of 3H-paroxetine binding sites in postmortem human brain from controls and suicides. *Biol Psychiatry.* 1990 Sep 15;28(6):544-6. Source: *PubMed*
1879. Lawrence KM, De Paermentier F, Cheetham SC, et al. Brain 5-HT uptake sites, labelled with [3H]paroxetine, in antidepressant-free depressed suicides. *Brain Res.* 1990 Aug 27;526(1):17-22. Source: *PubMed*
1880. Lawrence KM, De Paermentier F, Lowther S, et al. Brain 5-hydroxytryptamine uptake sites labeled with [3H]paroxetine in antidepressant drug-treated depressed suicide victims and controls. *J Psychiatry Neurosci.* 1997 May;22(3):185-91. Source: *PubMed*
1881. Lawrence KM, Katona CL, Abou-Saleh MT, et al. Platelet 5-HT uptake sites, labelled with [3H] paroxetine, in controls and depressed patients before and after treatment with fluoxetine or lofepramine. *Psychopharmacology (Berl).* 1994 Jun;115(1-2):261-4. Source: *PubMed*

1882. Laws D, Ashford JJ, Anstee JA. A multicentre double-blind comparative trial of fluvoxamine versus lorazepam in mixed anxiety and depression treated in general practice. *Acta Psychiatr Scand*. 1990 Feb;81(2):185-9. Source: *PubMed*
1883. Lecrubier Y, Dolberg OT, Andersen HF, et al. Qualitative changes in symptomatology as an effect of treatment with escitalopram in generalized anxiety disorder and major depressive disorder. *European Archives of Psychiatry and Clinical Neuroscience*. 2008 Apr, 2008;258(3):171-8. Source: *PsycINFO*
1884. Lederbogen F, Horer E, Hellweg R, et al. Platelet counts in depressed patients treated with amitriptyline or paroxetine. *Eur Psychiatry*. 2003 Mar;18(2):89-91. Source: *PubMed*
1885. Lee H, Kim JH, Min BH, et al. Efficacy of venlafaxine for symptomatic relief in young adult patients with functional chest pain: A randomized, double-blind, placebo-controlled, crossover trial. *American Journal of Gastroenterology*. 2010;105(7):1504-12. Source: *EMBASE*
1886. Lee HY, Kang RH, Paik JW, et al. Association of the adrenergic alpha 2a receptor--1291C/G polymorphism with weight change and treatment response to mirtazapine in patients with major depressive disorder. *Brain Res* 2009;12621-6 Source: *PubMed*
1887. Lee HY, Kim YK. Plasma brain-derived neurotrophic factor as a peripheral marker for the action mechanism of antidepressants. *Neuropsychobiology*. 2008;57(4):194-9. Source: *PubMed*
1888. Lee KM, Kim YK. The role of IL-12 and TGF-beta1 in the pathophysiology of major depressive disorder. *Int Immunopharmacol*. 2006 Aug;6(8):1298-304. Source: *PubMed*
1889. Lee MS, Ham BJ, Kee BS, et al. Comparison of efficacy and safety of milnacipran and fluoxetine in Korean patients with major depression. *Curr Med Res Opin*. 2005 Sep;21(9):1369-75. Source: *PubMed*
1890. Lee P, Shu L, Xu X, et al. Once-daily duloxetine 60 mg in the treatment of major depressive disorder: multicenter, double-blind, randomized, paroxetine-controlled, non-inferiority trial in China, Korea, Taiwan and Brazil. *Psychiatry Clin Neurosci* 2007;61(3):295-307 Source: *PubMed*
1891. Lee SH, Lee MS, Lee JH, et al. MRP1 polymorphisms associated with citalopram response in patients with major depression. *Journal of Clinical Psychopharmacology*. 2010;30(2):116-25. Source: *EMBASE*
1892. Lee YP, Lee JYY. Recurrent factitious subcutaneous emphysema: Report of a complex case in a young woman and a literature review. *Kaohsiung Journal of Medical Sciences*. 2010;26(7):377-83. Source: *EMBASE*
1893. Leentjens AF, Vreeling FW, Luijckx GJ, et al. SSRIs in the treatment of depression in Parkinson's disease. *Int J Geriatr Psychiatry*. 2003 Jun;18(6):552-4. Source: *PubMed*
1894. Lefkowitz D, Kilgo G, Lee S. Seizures and trazodone therapy. *Arch Gen Psychiatry*. 1985 May;42(5):523. Source: *PubMed*
1895. Lehert P, Poirier Littre MF, Pringuey D, et al. 15. 4. 1998;285-295. Source: *EMBASE*
1896. Lehto SM, Tolmunen T, Kuikka J, et al. Midbrain serotonin and striatum dopamine transporter binding in double depression: a one-year follow-up study. *Neurosci Lett*. 2008 Aug 29;441(3):291-5. Source: *PubMed*
1897. Leibenluft E, Noonan BM, Wehr TA. Diurnal variation: reliability of measurement and relationship to typical and atypical symptoms of depression. *J Affect Disord*. 1992 Nov;26(3):199-204. Source: *PubMed*

1898. Leiblum SR, Goldmeier D. Persistent genital arousal disorder in women: case reports of association with anti-depressant usage and withdrawal. *J Sex Marital Ther.* 2008;34(2):150-9. Source: *PubMed*
1899. Leinonen E, Koponen H, Lepola U. Delirium during fluoxetine treatment. A case report. *Ann Clin Psychiatry.* 1993 Dec;5(4):255-7. Source: *PubMed*
1900. Leinonen E, Lepola U, Koponen H. Substituting carbamazepine with oxcarbazepine increases citalopram levels. A report on two cases. *Pharmacopsychiatry.* 1996 Jul;29(4):156-8. Source: *PubMed*
1901. Leinonen E, Niemi H. The influence of educational information on depressed outpatients treated with escitalopram: a semi-naturalistic study. *Nord J Psychiatry.* 2007;61(2):109-14. Source: *PubMed*
1902. Leinonen E, Skarstein J, Behnke K, et al. Efficacy and tolerability of mirtazapine versus citalopram: a double-blind, randomized study in patients with major depressive disorder. Nordic Antidepressant Study Group. *Int Clin Psychopharmacol.* 1999 Nov;14(6):329-37. Source: *PubMed*
1903. Lemoine P, Guilleminault C, Alvarez E. Improvement in subjective sleep in major depressive disorder with a novel antidepressant, agomelatine: randomized, double-blind comparison with venlafaxine. *J Clin Psychiatry.* 2007 Nov;68(11):1723-32. Source: *PubMed*
1904. Lemonde S, Du L, Bakish D, et al. Association of the C(-1019)G 5-HT1A functional promoter polymorphism with antidepressant response. *Int J Neuropsychopharmacol.* 2004 Dec;7(4):501-6. Source: *PubMed*
1905. Lenderking WR, Tennen H, Nackley JF, et al. The effects of venlafaxine on social activity level in depressed outpatients. *J Clin Psychiatry.* 1999 Mar;60(3):157-63. Source: *PubMed*
1906. Lenox-Smith AJ, Jiang Q. Venlafaxine extended release versus citalopram in patients with depression unresponsive to a selective serotonin reuptake inhibitor. *International Clinical Psychopharmacology.* 2008;23(3):113-9. Source: *PubMed*
1907. Lenox-Smith AJ, Reynolds A. A double-blind, randomised, placebo controlled study of venlafaxine XL in patients with generalised anxiety disorder in primary care. *Br J Gen Pract.* 2003 Oct;53(495):772-7. Source: *PubMed*
1908. Lenze EJ, Mulsant BH, Dew MA, et al. Good treatment outcomes in late-life depression with comorbid anxiety. *J Affect Disord.* 2003 Dec;77(3):247-54. Source: *PubMed*
1909. Leo R, Di Lorenzo G, Tesauro M, et al. Association between enhanced soluble CD40 ligand and proinflammatory and prothrombotic states in major depressive disorder: pilot observations on the effects of selective serotonin reuptake inhibitor therapy. *J Clin Psychiatry.* 2006 Nov;67(11):1760-6. Source: *PubMed*
1910. Leo RJ. Movement disorders associated with the serotonin selective reuptake inhibitors. *J Clin Psychiatry.* 1996 Oct;57(10):449-54. Source: *PubMed*
1911. Leon AC. The revised warning for antidepressants and suicidality: Unveiling the black box of statistical analyses. *American Journal of Psychiatry.* 2007;164(12):1786-9. Source: *Scopus*
1912. Leon AC, Keller MB, Warshaw MG, et al. Prospective study of fluoxetine treatment and suicidal behavior in affectively ill subjects. *Am J Psychiatry.* 1999 Feb;156(2):195-201. Source: *PubMed*
1913. Leon AC, Marzuk PM, Tardiff K, et al. Antidepressants in adult suicides in New York City: 2001-2004. *Journal of Clinical Psychiatry.* 2007;68(9):1399-403. Source: *Scopus*

1914. Lepine JP, Altamura C, Ansseau M, et al. Tianeptine and paroxetine in major depressive disorder, with a special focus on the anxious component in depression: An international, 6-week double-blind study. *Hum Psychopharmacol*. 2001;16(3):219-27. Source: *EMBASE*
1915. Lepine JP, Caillard V, Bisslerbe JC, et al. A randomized, placebo-controlled trial of sertraline for prophylactic treatment of highly recurrent major depressive disorder. *Am J Psychiatry*. 2004 May;161(5):836-42. Source: *PubMed*
1916. Lepine JP, Goger J, Blashko C, et al. A double-blind study of the efficacy and safety of sertraline and clomipramine in outpatients with severe major depression. *Int Clin Psychopharmacol*. 2000 Sep;15(5):263-71. Source: *PubMed*
1917. Lepola U, Arato M, Zhu Y, et al. Sertraline versus imipramine treatment of comorbid panic disorder and major depressive disorder. *J Clin Psychiatry*. 2003 Jun;64(6):654-62. Source: *PubMed*
1918. Lepola U, Wade A, Andersen HF. Do equivalent doses of escitalopram and citalopram have similar efficacy? A pooled analysis of two positive placebo-controlled studies in major depressive disorder. *Int Clin Psychopharmacol*. 2004 May;19(3):149-55. Source: *PubMed*
1919. Lepola UM, Loft H, Reines EH. Escitalopram (10-20 mg/day) is effective and well tolerated in a placebo-controlled study in depression in primary care. *Int Clin Psychopharmacol*. 2003 Jul;18(4):211-7. Source: *PubMed*
1920. Lepola UM, Wade AG, Leinonen EV, et al. A controlled, prospective, 1-year trial of citalopram in the treatment of panic disorder. *J Clin Psychiatry*. 1998 Oct;59(10):528-34. Source: *PubMed*
1921. Leppik IE, Birnbaum AK. Epilepsy in the elderly. 2010;1184208-24 Source: *Handsearch*
1922. Lerman C, Niaura R, Collins BN, et al. Effect of bupropion on depression symptoms in a smoking cessation clinical trial. *Psychol Addict Behav*. 2004 Dec;18(4):362-6. Source: *PubMed*
1923. Leroi AM, Lalaude O, Antonietti M, et al. Prolonged stationary colonic motility recording in seven patients with severe constipation secondary to antidepressants. *Neurogastroenterol Motil*. 2000 Apr;12(2):149-54. Source: *PubMed*
1924. Leroi I, Walentynowicz MA. Fluoxetine-imipramine interaction. *Can J Psychiatry*. 1996 Jun;41(5):318-9. Source: *PubMed*
1925. Lesperance F, Frasere-Smith N, Koszycki D, et al. Effects of citalopram and interpersonal psychotherapy on depression in patients with coronary artery disease: the Canadian Cardiac Randomized Evaluation of Antidepressant and Psychotherapy Efficacy (CREATE) trial. *Jama* 2007;297(4):367-79 Source: *PubMed*
1926. Lesperance F, Frasere-Smith N, Laliberte MA, et al. An open-label study of nefazodone treatment of major depression in patients with congestive heart failure. *Can J Psychiatry*. 2003 Nov;48(10):695-701. Source: *PubMed*
1927. Lesser I, Rosales A, Zisook S, et al. Depression outcomes of Spanish- and english-speaking Hispanic outpatients in STAR*D. *Psychiatr Serv* 2008;59(11):1273-84 Source: *PubMed*
1928. Lesser IM, Castro DB, Gaynes BN, et al. Ethnicity/race and outcome in the treatment of depression: results from STAR*D. *Med Care* 2007;45(11):1043-51 Source: *PubMed*
1929. Lesser IM, Leuchter AF, Trivedi MH, et al. Insured and non-insured depressed outpatients: how do they compare? *Ann Clin Psychiatry*. 2007 Apr-Jun;19(2):73-82. Source: *PubMed*

1930. Lesser IM, Leuchter AF, Trivedi MH, et al. Characteristics of insured and noninsured outpatients with depression in STAR(*)D. *Psychiatr Serv.* 2005 Aug;56(8):995-1004. Source: *PubMed*
1931. Lesser IM, Myers HF, Lin KM, et al. Ethnic differences in antidepressant response: a prospective multi-site clinical trial. *Depress Anxiety.* 2010;27(1):56-62. Source: *PubMed*
1932. Lestra C, d'Amato T, Ghaemmaghami C, et al. Biological parameters in major depression: effects of paroxetine, viloxazine, moclobemide, and electroconvulsive therapy. Relation to early clinical outcome. *Biol Psychiatry.* 1998 Aug 15;44(4):274-80. Source: *PubMed*
1933. Letizia C, Kapik B, Flanders WD. Suicidal risk during controlled clinical investigations of fluvoxamine. *J Clin Psychiatry.* 1996 Sep;57(9):415-21. Source: *PubMed*
1934. Leuchter AF, Cook IA, Gilmer WS, et al. Effectiveness of a quantitative electroencephalographic biomarker for predicting differential response or remission with escitalopram and bupropion in major depressive disorder. *Psychiatry Research.* 2009 Sep 30, 2009;169(2):132-8. Source: *PsycINFO*
1935. Leuchter AF, Cook IA, Witte EA, et al. Changes in brain function of depressed subjects during treatment with placebo. *Am J Psychiatry.* 2002 Jan;159(1):122-9. Source: *PubMed*
1936. Leuchter AF, Husain MM, Cook IA, et al. Painful physical symptoms and treatment outcome in major depressive disorder: A STAR*D (Sequenced Treatment Alternatives to Relieve Depression) report. *Psychological Medicine: A Journal of Research in Psychiatry and the Allied Sciences.* 2010;40(2):239-51. Source: *PsycINFO*
1937. Leuchter AF, Lesser IM, Trivedi MH, et al. An open pilot study of the combination of escitalopram and bupropion-SR for outpatients with major depressive disorder. *J Psychiatr Pract.* 2008 Sep;14(5):271-80. Source: *PubMed*
1938. Leuchter AF, Morgan M, Cook IA, et al. Pretreatment neurophysiological and clinical characteristics of placebo responders in treatment trials for major depression. *Psychopharmacology (Berl).* 2004 Dec;177(1-2):15-22. Source: *PubMed*
1939. Leung M, Remick R. Sertraline-associated hyponatremia. *Can J Psychiatry.* 1995 Oct;40(8):497-8. Source: *PubMed*
1940. Leung VP, Chiu HF, Lam LC. Hyponatremia associated with paroxetine. *Pharmacopsychiatry.* 1998 Jan;31(1):32-4. Source: *PubMed*
1941. Leverich GS, Altshuler LL, Frye MA, et al. Risk of switch in mood polarity to hypomania or mania in patients with bipolar depression during acute and continuation trials of venlafaxine, sertraline, and bupropion as adjuncts to mood stabilizers. *American Journal of Psychiatry.* 2006;163(2):232-9. Source: *Scopus*
1942. Levin FR, Bisaga A, Raby W, et al. Effects of major depressive disorder and attention-deficit/hyperactivity disorder on the outcome of treatment for cocaine dependence. *J Subst Abuse Treat.* 2008 Jan;34(1):80-9. Source: *PubMed*
1943. Levin OS. Coaxil (tianeptine) in the treatment of depression in Parkinson's disease. *Neuroscience and Behavioral Physiology.* 2007 May, 2007;37(4):419-24. Source: *PsycINFO*
1944. Levin TT, Cortes-Ladino A, Weiss M, et al. Life-threatening serotonin toxicity due to a citalopram-fluconazole drug interaction: case reports and discussion. *Gen Hosp Psychiatry.* 2008 Jul-Aug;30(4):372-7. Source: *PubMed*
1945. Levine LR, Pope HGJ, Enas GG, et al. Fluoxetine in the treatment of bulimia nervosa: A multicenter, placebo-controlled, double-blind trial. *Arch Gen Psychiatry.* 1992;49(2):139-47. Source: *EMBASE*

1946. Levine MD, Perkins KA, Kalarchian MA, et al. Bupropion and cognitive behavioral therapy for weight-concerned women smokers. *Archives of Internal Medicine*. 2010;170(6):543-50.
Source: *EMBASE*
1947. Levine S, Anderson D, Bystritsky A, et al. A report of eight HIV-seropositive patients with major depression responding to fluoxetine. *J Acquir Immune Defic Syndr*. 1990;3(11):1074-7.
Source: *PubMed*
1948. Levine S, Deo R, Mahadevan K. A comparative trial of a new antidepressant, fluoxetine. *Br J Psychiatry*. 1987 May;150:653-5.
Source: *PubMed*
1949. Levitan RD, Shen JH, Jindal R, et al. Preliminary randomized double-blind placebo-controlled trial of tryptophan combined with fluoxetine to treat major depressive disorder: antidepressant and hypnotic effects. *J Psychiatry Neurosci*. 2000 Sep;25(4):337-46.
Source: *PubMed*
1950. Levkovitz Y, Caftori R, Avital A, et al. The SSRIs drug Fluoxetine, but not the noradrenergic tricyclic drug Desipramine, improves memory performance during acute major depression. *Brain Res Bull*. 2002 Aug 15;58(4):345-50.
Source: *PubMed*
1951. Levsky ME, Schwartz JB. Sertraline-induced hyponatremia in an older patient. *J Am Geriatr Soc*. 1998 Dec;46(12):1582-3.
Source: *PubMed*
1952. Levy E, Margolese HC. Migraine headache prophylaxis and treatment with low-dose mirtazapine. *Int Clin Psychopharmacol*. 2003 Sep;18(5):301-3.
Source: *PubMed*
1953. Levy NB, Blumenfield M, Beasley CM, Jr., et al. Fluoxetine in depressed patients with renal failure and in depressed patients with normal kidney function. *Gen Hosp Psychiatry*. 1996 Jan;18(1):8-13.
Source: *PubMed*
1954. Lewis Ian S, Joska John A, Siegfried N. Antidepressants for depression in adults with HIV infection. *Cochrane Database of Systematic Reviews* 2010(5):
Source: *The Cochrane Library*
1955. Lewis-Fernández R, Blanco C, Mallinckrodt CH, et al. Duloxetine in the treatment of major depressive disorder: Comparisons of safety and efficacy in U S Hispanic and majority Caucasian patients. *Journal of Clinical Psychiatry* 2006;67(9):1379-90
Source: *PsycINFO*
1956. Lewis-Hall FC, Wilson MG, Tepner RG, et al. Fluoxetine vs. tricyclic antidepressants in women with major depressive disorder. *J Womens Health*. 1997 Jun;6(3):337-43.
Source: *PubMed*
1957. Leykin Y, Amsterdam JD, DeRubeis RJ, et al. Progressive resistance to a selective serotonin reuptake inhibitor but not to cognitive therapy in the treatment of major depression. *J Consult Clin Psychol*. 2007 Apr;75(2):267-76.
Source: *PubMed*
1958. Leznoff A, Binkley KE, Joffe RT, et al. Adverse cutaneous reactions associated with fluoxetine strategy for reintroduction of this drug in selected patients. *J Clin Psychopharmacol*. 1992 Oct;12(5):355-7.
Source: *PubMed*
1959. Li CT, Lin CP, Chou KH, et al. Structural and cognitive deficits in remitting and non-remitting recurrent depression: A voxel-based morphometric study. *NeuroImage*. 2010;50(1):347-56.
Source: *EMBASE*
1960. Li LT, Wang SH, Ge HY, et al. The beneficial effects of the herbal medicine Free and Easy Wanderer Plus (FEWP) and fluoxetine on post-stroke depression. *J Altern Complement Med* 2008;14(7):841-6
Source: *PubMed*
1961. Liappas J, Paparrigopoulos T, Tzavellas E, et al. Mirtazapine and venlafaxine in the management of collateral psychopathology during alcohol detoxification. *Prog Neuropsychopharmacol Biol Psychiatry*. 2005 Jan;29(1):55-60.
Source: *PubMed*

1962. Liau CH, Shen WW, Su KP. Venlafaxine-associated serotonin syndrome and manic episode in a geriatric depressive patient. *Psychiatry Clin Neurosci*. 2006 Feb;60(1):121-2.
Source: *PubMed*
1963. Libby AM, Brent DA, Morrato EH, et al. Decline in treatment of pediatric depression after FDA advisory on risk of suicidality with SSRIs. *American Journal of Psychiatry*. 2007;164(6):884-91.
Source: *Scopus*
1964. Liberek C, Aubry JM, Baud P. Manic switch and serotonin syndrome with venlafaxine-lithium-valproate association. *Therapie*. 2006 Nov-Dec;61(6):531-3.
Source: *PubMed*
1965. Licht CMM, De Geus EJC, Van Dyck R, et al. Longitudinal evidence for unfavorable effects of antidepressants on heart rate variability. *Biological psychiatry*. 2010;68(9):861-8.
Source: *EMBASE*
1966. Licht RW, Gijsman H, Nolen WA, et al. Are antidepressants safe in the treatment of bipolar depression? A critical evaluation of their potential risk to induce switch into mania or cycle acceleration. *Acta Psychiatrica Scandinavica*. 2008;118(5):337-46.
Source: *Scopus*
1967. Licht RW, Qvitzau S. Treatment strategies in patients with major depression not responding to first-line sertraline treatment. A randomised study of extended duration of treatment, dose increase or mianserin augmentation. *Psychopharmacology (Berl)*. 2002 May;161(2):143-51.
Source: *PubMed*
1968. Licinio J, Dong C, Wong ML. Novel sequence variations in the brain-derived neurotrophic factor gene and association with major depression and antidepressant treatment response. *Arch Gen Psychiatry* 2009;66(5):488-97
Source: *PubMed*
1969. Licinio J, O'Kirwan F, Irizarry K, et al. Association of a corticotropin-releasing hormone receptor 1 haplotype and antidepressant treatment response in Mexican-Americans. *Mol Psychiatry*. 2004 Dec;9(12):1075-82.
Source: *PubMed*
1970. Lieb K, Vollm B, Rucker G, et al. Pharmacotherapy for borderline personality disorder: Cochrane systematic review of randomised trials. *British Journal of Psychiatry*. 2010;196(1):4-12.
Source: *EMBASE*
1971. Lieberman DZ, Montgomery SA, Tourian KA, et al. A pooled analysis of two placebo-controlled trials of desvenlafaxine in major depressive disorder. *Int Clin Psychopharmacol*. 2008 Jul;23(4):188-97.
Source: *PubMed*
1972. Lieberman JA, Greenhouse J, Hamer RM, et al. Comparing the effects of antidepressants: Consensus guidelines for evaluating quantitative reviews of antidepressant efficacy. *Neuropsychopharmacology*. 2005;30(3):445-60.
Source: *Scopus*
1973. Liebowitz MR, Manley AL, Padmanabhan SK, et al. Efficacy, safety, and tolerability of desvenlafaxine 50 mg/day and 100 mg/day in outpatients with major depressive disorder. *Curr Med Res Opin* 2008;24(7):1877-90
Source: *PubMed*
1974. Liebowitz MR, Yeung PP, Entsuah R. A randomized, double-blind, placebo-controlled trial of desvenlafaxine succinate in adult outpatients with major depressive disorder. *J Clin Psychiatry* 2007;68(11):1663-72
Source: *PubMed*
1975. Lin CC. Duloxetine treatment of social anxiety disorder with comorbid major depression. *J Clin Psychopharmacol*. 2008 Oct;28(5):591-2; author reply 2-3.
Source: *PubMed*
1976. Lin CH, Lin KS, Lin CY, et al. Time to rehospitalization in patients with major depressive disorder taking venlafaxine or fluoxetine. *J Clin Psychiatry* 2008;69(1):54-9
Source: *PubMed*

1977. Linden M, Gothe H, Dittmann RW, et al. Early termination of antidepressant drug treatment. *J Clin Psychopharmacol.* 2000 Oct;20(5):523-30.
Source: *PubMed*
1978. Linden M, Ludewig K, Munz T, et al. Dosage finding and outcome of venlafaxine treatment in psychiatric outpatients and inpatients: results of a drug utilization observation study. *Pharmacopsychiatry.* 2003 Sep;36(5):197-205.
Source: *PubMed*
1979. Linden M, Westram A. Prescribing a sedative antidepressant for patients at work or on sick leave under conditions of routine care. *Pharmacopsychiatry.* 2010;43(1):1-6.
Source: *PsyINFO*
1980. Linden M, Westram A, Schmidt LG, et al. Impact of the WHO depression guideline on patient care by psychiatrists: a randomized controlled trial. *Eur Psychiatry.* 2008 Sep;23(6):403-8.
Source: *PubMed*
1981. Linden RD, Wilcox CS, Heiser JF, et al. Are selective serotonin reuptake inhibitors well tolerated in somatizing depressives? *Psychopharmacol Bull.* 1994;30(2):151-6.
Source: *PubMed*
1982. Lindenmayer JP, Iskander A, Park M, et al. Clinical and neurocognitive effects of clozapine and risperidone in treatment-refractory schizophrenic patients: a prospective study. *J Clin Psychiatry.* 1998 Oct;59(10):521-7.
Source: *PubMed*
1983. Lineberry CG, Johnston JA, Raymond RN, et al. A fixed-dose (300 mg) efficacy study of bupropion and placebo in depressed outpatients. *J Clin Psychiatry.* 1990 May;51(5):194-9.
Source: *PubMed*
1984. Linet LS. Treatment of a refractory depression with a combination of fluoxetine and d-amphetamine. *Am J Psychiatry.* 1989 Jun;146(6):803-4.
Source: *PubMed*
1985. Linka T, Muller BW, Bender S, et al. The intensity dependence of the auditory evoked N1 component as a predictor of response to Citalopram treatment in patients with major depression. *Neurosci Lett.* 2004 Sep 9;367(3):375-8.
Source: *PubMed*
1986. Liskin B, Walsh BT, Roose SP, et al. Imipramine-induced inappropriate ADH secretion. *J Clin Psychopharmacol.* 1984 Jun;4(3):146-7.
Source: *PubMed*
1987. Liston HL, Markowitz JS, Hunt N, et al. Lack of citalopram effect on the pharmacokinetics of cyclosporine. *Psychosomatics.* 2001 Jul-Aug;42(4):370-2.
Source: *PubMed*
1988. Little JT, Ketter TA, Kimbrell TA, et al. Venlafaxine or bupropion responders but not nonresponders show baseline prefrontal and paralimbic hypometabolism compared with controls. *Psychopharmacol Bull.* 1996;32(4):629-35.
Source: *PubMed*
1989. Little JT, Ketter TA, Kimbrell TA, et al. Bupropion and venlafaxine responders differ in pretreatment regional cerebral metabolism in unipolar depression. *Biol Psychiatry.* 2005 Feb 1;57(3):220-8.
Source: *PubMed*
1990. Little JT, Ketter TA, Mathe AA, et al. Venlafaxine but not bupropion decreases cerebrospinal fluid 5-hydroxyindoleacetic acid in unipolar depression. *Biol Psychiatry.* 1999 Feb 1;45(3):285-9.
Source: *PubMed*
1991. Liu BA, Mittmann N, Knowles SR, et al. Hyponatremia and the syndrome of inappropriate secretion of antidiuretic hormone associated with the use of selective serotonin reuptake inhibitors: a review of spontaneous reports. *CMAJ.* 1996 1996 Sep;155(5):519-27.
Source: *Handsearch*

1992. Liu CC, Liang KY, Liao SC. Antidepressant-associated mania: soon after switch from fluoxetine to mirtazapine in an elderly woman with mixed depressive features. *J Psychopharmacol.* 2009 Mar;23(2):220-2. Source: *PubMed*
1993. Liu CY, Yang YY, Wang SJ, et al. Fluoxetine-related suicidality and muscle aches in a patient with poststroke depression. *J Clin Psychopharmacol.* 1996 Dec;16(6):466-7. Source: *PubMed*
1994. Liu KS, Snavely DB, Ball WA, et al. Is bigger better for depression trials? *J Psychiatr Res.* 2008 Jul;42(8):622-30. Source: *PubMed*
1995. Liu P, He FF, Bai WP, et al. Menopausal depression: comparison of hormone replacement therapy and hormone replacement therapy plus fluoxetine. *Chin Med J (Engl).* 2004 Feb;117(2):189-94. Source: *PubMed*
1996. Liu X, Gelwicks S, Faries DE, et al. Initial duloxetine prescription dose and treatment adherence and persistence in patients with major depressive disorder. *International Clinical Psychopharmacology.* 2010;25(6):315-22. Source: *EMBASE*
1997. Llorca PM, Azorin JM, Despiegel N, et al. Efficacy of escitalopram in patients with severe depression: a pooled analysis. *Int J Clin Pract.* 2005 Mar;59(3):268-75. Source: *PubMed*
1998. Llorca PM, Fernandez JL. Escitalopram in the treatment of major depressive disorder: clinical efficacy, tolerability and cost-effectiveness vs. venlafaxine extended-release formulation. *Int J Clin Pract.* 2007 Apr;61(4):702-10. Source: *PubMed*
1999. Lobello KW, Preskorn SH, Guico-Pabia CJ, et al. Cytochrome P450 2D6 phenotype predicts antidepressant efficacy of venlafaxine: A secondary analysis of 4 studies in major depressive disorder. *Journal of Clinical Psychiatry.* 2010;71(11):1482-7. Source: *EMBASE*
2000. Lock JD, Gwirtsman HE, Targ EF. Possible adverse drug interactions between fluoxetine and other psychotropics. *J Clin Psychopharmacol.* 1990 Oct;10(5):383-4. Source: *PubMed*
2001. Loftis JM, Socherman RE, Howell CD, et al. Association of interferon-alpha-induced depression and improved treatment response in patients with hepatitis C. *Neurosci Lett.* 2004 Jul 22;365(2):87-91. Source: *PubMed*
2002. Logsdon MC, Wisner K, Hanusa BH. Does maternal role functioning improve with antidepressant treatment in women with postpartum depression? *J Womens Health (Larchmt).* 2009 Jan-Feb;18(1):85-90. Source: *PubMed*
2003. Logsdon MC, Wisner K, Hanusa BH, et al. Role functioning and symptom remission in women with postpartum depression after antidepressant treatment. *Arch Psychiatr Nurs.* 2003 Dec;17(6):276-83. Source: *PubMed*
2004. Loi S, Bonwick R. Electroconvulsive therapy for treatment of late-onset obsessive compulsive disorder. *International Psychogeriatrics.* 2010;22(5):830-1. Source: *EMBASE*
2005. Lojko D, Rybakowski JK. L-thyroxine augmentation of serotonergic antidepressants in female patients with refractory depression. *J Affect Disord.* 2007 Nov;103(1-3):253-6. Source: *PubMed*
2006. Londborg PD, Smith WT, Glaudin V, et al. Short-term cotherapy with clonazepam and fluoxetine: anxiety, sleep disturbance and core symptoms of depression. *J Affect Disord.* 2000 Dec;61(1-2):73-9. Source: *PubMed*
2007. Lonnqvist J, Sihvo S, Syvalahti E, et al. Moclobemide and fluoxetine in atypical depression: a double-blind trial. *J Affect Disord.* 1994 Nov;32(3):169-77. Source: *PubMed*

2008. Lonnqvist J, Sihvo S, Syvalahti E, et al. Moclobemide and fluoxetine in the prevention of relapses following acute treatment of depression. *Acta Psychiatr Scand.* 1995 Mar;91(3):189-94.
Source: *PubMed*
2009. Lonnqvist J, Sintonen H, Syvalahti E, et al. Antidepressant efficacy and quality of life in depression: a double-blind study with moclobemide and fluoxetine. *Acta Psychiatr Scand.* 1994 Jun;89(6):363-9.
Source: *PubMed*
2010. Loo H, Hale A, D'Haenen H. Determination of the dose of agomelatine, a melatoninergic agonist and selective 5-HT(2C) antagonist, in the treatment of major depressive disorder: a placebo-controlled dose range study. *Int Clin Psychopharmacol.* 2002 Sep;17(5):239-47.
Source: *PubMed*
2011. Loo H, Saiz-Ruiz J, Costa e Silva J, et al. Efficacy and safety of tianeptine in the treatment of depressive disorders in comparison with fluoxetine. *J Affect Disord.* 1999 Dec;56(2-3):109-18.
Source: *PubMed*
2012. Loonen AJ, Doorschot CH, Oostelbos MC, et al. Lack of drug interactions between mirtazapine and risperidone in psychiatric patients: a pilot study. *Eur Neuropsychopharmacol.* 1999 Dec;10(1):51-7.
Source: *PubMed*
2013. Lopez-libor. Reduced suicidality with paroxetine. *European Psychiatry.* 1993;8(Suppl 1):17S-9S.
Source: *Handsearch*
2014. Lopez-Munoz F, Rubio G, Alamo C, et al. Reboxetine addition in patients with mirtazapine-resistant depression: a case series. *Clin Neuropharmacol.* 2006 Jul-Aug;29(4):192-6.
Source: *PubMed*
2015. Lorenz RA, Vandenberg AM, Canepa EA. Serotonergic antidepressants and linezolid: a retrospective chart review and presentation of cases. *Int J Psychiatry Med.* 2008;38(1):81-90.
Source: *PubMed*
2016. Lorenzetti V, Allen NB, Whittle S, et al. Amygdala volumes in a sample of current depressed and remitted depressed patients and healthy controls. *Journal of affective disorders.* 2010;120(1-3):112-9.
Source: *EMBASE*
2017. Lotrich FE, Rosen J, Pollock BG. Dextromethorphan-induced delirium and possible methadone interaction. *Am J Geriatr Pharmacother.* 2005 Mar;3(1):17-20.
Source: *PubMed*
2018. Louie AK, Lewis TB, Lannon RA. Use of low-dose fluoxetine in major depression and panic disorder. *J Clin Psychiatry.* 1993 Nov;54(11):435-8.
Source: *PubMed*
2019. Lowe B, Schenkel I, Bair MJ, et al. Efficacy, predictors of therapy response, and safety of sertraline in routine clinical practice: prospective, open-label, non-interventional postmarketing surveillance study in 1878 patients. *J Affect Disord.* 2005 Aug;87(2-3):271-9.
Source: *PubMed*
2020. Lowe B, Schenkel I, Carney-Doebbeling C, et al. Responsiveness of the PHQ-9 to Psychopharmacological Depression Treatment. *Psychosomatics.* 2006 Jan-Feb;47(1):62-7.
Source: *PubMed*
2021. Lowe B, Unutzer J, Callahan CM, et al. Monitoring depression treatment outcomes with the patient health questionnaire-9. *Med Care.* 2004 Dec;42(12):1194-201.
Source: *PubMed*
2022. Lu G, Ades AE. Combination of direct and indirect evidence in mixed treatment comparisons. *Stat Med.* 2004 Oct 30;23(20):3105-24.
Source: *PubMed*
2023. Lu G, Ades AE. Assessing evidence inconsistency in mixed treatment comparisons. *Journal of the American Statistical Association.* 2006;101(474):447-59.
Source: *Scopus*

2024. Luborzewski A, Regen F, Schindler F, et al. Modafinil-induced reversible hyperkinetic nondystonic movement disorder in a patient with major depressive disorder. *J Neuropsychiatry Clin Neurosci*. 2006 Spring;18(2):248-9.
Source: *PubMed*
2025. Lucae S, Ising M, Horstmann S, et al. HTR2A gene variation is involved in antidepressant treatment response. *European Neuropsychopharmacology*. 2010;20(1):65-8.
Source: *EMBASE*
2026. Lucca A, Gentilini G, Lopez-Silva S, et al. Simultaneous determination of human plasma levels of four selective serotonin reuptake inhibitors by high-performance liquid chromatography. *Ther Drug Monit*. 2000 Jun;22(3):271-6.
Source: *PubMed*
2027. Lucena MI, Blanco E, Corrales MA, et al. Interaction of fluoxetine and valproic acid. *Am J Psychiatry*. 1998 Apr;155(4):575.
Source: *PubMed*
2028. Ludwig J, Marcotte DE. Anti-depressants, suicide, and drug regulation. *Journal of Policy Analysis and Management*. 2005;24(2):249-72.
Source: *Scopus*
2029. Ludwig J, Marcotte DE, Norberg K. Anti-depressants and suicide. *Journal of Health Economics*. 2009;28(3):659-76.
Source: *EMBASE*
2030. Luis Blay S. Depression and psoriasis comorbidity. Treatment with paroxetine: two case reports. *Ann Clin Psychiatry*. 2006 Oct-Dec;18(4):271-2.
Source: *PubMed*
2031. Lumley T. Network meta-analysis for indirect treatment comparisons. *Stat Med*. 2002 Aug 30;21(16):2313-24.
Source: *PubMed*
2032. Lustman PJ, Clouse RE, Nix BD, et al. Sertraline for prevention of depression recurrence in diabetes mellitus: a randomized, double-blind, placebo-controlled trial. *Arch Gen Psychiatry* 2006;63(5):521-9
Source: *PubMed*
2033. Lustman PJ, Williams MM, Sayuk GS, et al. Factors influencing glycemic control in type 2 diabetes during acute- and maintenance-phase treatment of major depressive disorder with bupropion. *Diabetes Care*. 2007 Mar;30(3):459-66.
Source: *PubMed*
2034. Luthringer R, Toussaint M, Schaltenbrand N, et al. A double-blind, placebo-controlled evaluation of the effects of orally administered venlafaxine on sleep in inpatients with major depression. *Psychopharmacol Bull*. 1996;32(4):637-46.
Source: *PubMed*
2035. Luty SE, Joyce PR, Mulder RT. Comparison between noradrenergic and serotonergic medications using the social adjustment scale: is drive enhancement necessary for recovery of social functioning? *J Psychopharmacol*. 2001 Dec;15(4):257-64.
Source: *PubMed*
2036. Lydiard RB, Anton RF, Cunningham T. Interactions between sertraline and tricyclic antidepressants. *Am J Psychiatry*. 1993 Jul;150(7):1125-6.
Source: *PubMed*
2037. Lydiard RB, Laird LK, Morton WA, Jr., et al. Fluvoxamine, imipramine, and placebo in the treatment of depressed outpatients: effects on depression. *Psychopharmacol Bull*. 1989;25(1):68-70.
Source: *PubMed*
2038. Lydiard RB, Stahl SM, Hertzman M, et al. A double-blind, placebo-controlled study comparing the effects of sertraline versus amitriptyline in the treatment of major depression. *J Clin Psychiatry*. 1997 Nov;58(11):484-91.
Source: *PubMed*
2039. Lydiatt WM, Denman D, McNeilly DP, et al. A randomized, placebo-controlled trial of citalopram for the prevention of major depression during treatment for head and neck cancer. *Arch Otolaryngol Head Neck Surg*. 2008 May;134(5):528-35.
Source: *PubMed*

2040. Lyketsos CG, DelCampo L, Steinberg M, et al. Treating depression in Alzheimer disease: efficacy and safety of sertraline therapy, and the benefits of depression reduction: the DIADS. *Arch Gen Psychiatry*. 2003 Jul;60(7):737-46.
Source: *PubMed*
2041. Lyketsos CG, Sheppard JM, Steele CD, et al. Randomized, placebo-controlled, double-blind clinical trial of sertraline in the treatment of depression complicating Alzheimer's disease: initial results from the Depression in Alzheimer's Disease study. *Am J Psychiatry*. 2000 Oct;157(10):1686-9.
Source: *PubMed*
2042. Lyketsos CG, Taragano F, Treisman GJ, et al. Major depression and its response to sertraline in primary care vs. psychiatric office practice patients. Results of an open-label trial in Argentina. *Psychosomatics*. 1999 Jan-Feb;40(1):70-5.
Source: *PubMed*
2043. M.A II, Huijbregts KML, Van Marwijk HWJ, et al. Cost-effectiveness of collaborative care including PST and an antidepressant treatment algorithm for the treatment of major depressive disorder in primary care; A randomised clinical trial. *BMC Health Services Research*. 2007;7(34).
Source: *EMBASE*
2044. Mackay FJ, Dunn NR, Mann RD. Antidepressants and the serotonin syndrome in general practice. *Br J Gen Pract*. 1999 Nov;49(448):871-4.
Source: *PubMed*
2045. Mackay FJ, Dunn NR, Wilton LV, et al. A comparison of fluvoxamine, fluoxetine, sertraline and paroxetine examined by observational cohort studies. *Pharmacoepidemiol Drug Saf*. 1997 Jul;6(4):235-46.
Source: *PubMed*
2046. Mackay FR, Dunn NR, Martin RM, et al. Newer antidepressants: a comparison of tolerability in general practice. *Br J Gen Pract*. 1999 Nov;49(448):892-6.
Source: *PubMed*
2047. Madhusoodanan S, Alexeenko L, Sanders R, et al. Extrapiramidal symptoms associated with antidepressants--a review of the literature and an analysis of spontaneous reports. *Ann Clin Psychiatry*. 2010 Aug;22(3):148-56.
Source: *PubMed*
2048. Madsen IEH, Diderichsen F, Burr H, et al. Person-related work and incident use of antidepressants: Relations and mediating factors from the Danish work environment cohort study. *Scandinavian Journal of Work, Environment and Health*. 2010;36(6):435-44.
Source: *EMBASE*
2049. Maes M, Libbrecht I, van Hunsel F, et al. Pindolol and mianserin augment the antidepressant activity of fluoxetine in hospitalized major depressed patients, including those with treatment resistance. *J Clin Psychopharmacol*. 1999 Apr;19(2):177-82.
Source: *PubMed*
2050. Maes M, Meltzer HY, Bosmans E, et al. Increased plasma concentrations of interleukin-6, soluble interleukin-6, soluble interleukin-2 and transferrin receptor in major depression. *J Affect Disord*. 1995 Aug 18;34(4):301-9.
Source: *PubMed*
2051. Maes M, Mihaylova I, Kubera M, et al. Increased plasma peroxides and serum oxidized low density lipoprotein antibodies in major depression: Markers that further explain the higher incidence of neurodegeneration and coronary artery disease. *Journal of affective disorders*. 2010;125(1-3):287-94.
Source: *EMBASE*
2052. Maes M, Van Gastel A, Delmeire L, et al. Decreased platelet alpha-2 adrenoceptor density in major depression: effects of tricyclic antidepressants and fluoxetine. *Biol Psychiatry*. 1999 Feb 1;45(3):278-84.
Source: *PubMed*
2053. Maes M, Vandoolaeghe E, Desnyder R. Efficacy of treatment with trazodone in combination with pindolol or fluoxetine in major depression. *J Affect Disord*. 1996 Dec 16;41(3):201-10.
Source: *PubMed*

2054. Maes M, Verkerk R, Vandoolaeghe E, et al. Serum levels of excitatory amino acids, serine, glycine, histidine, threonine, taurine, alanine and arginine in treatment-resistant depression: modulation by treatment with antidepressants and prediction of clinical responsivity. *Acta Psychiatr Scand*. 1998 Apr;97(4):302-8. Source: *PubMed*
2055. Maes M, Westenberg H, Vandoolaeghe E, et al. Effects of trazodone and fluoxetine in the treatment of major depression: therapeutic pharmacokinetic and pharmacodynamic interactions through formation of meta-chlorophenylpiperazine. *J Clin Psychopharmacol*. 1997 Oct;17(5):358-64. Source: *PubMed*
2056. Magai C, Kennedy G, Cohen CI, et al. A controlled clinical trial of sertraline in the treatment of depression in nursing home patients with late-stage Alzheimer's disease. *Am J Geriatr Psychiatry*. 2000 Winter;8(1):66-74. Source: *PubMed*
2057. Mahapatra SN, Hackett D. A randomised, double-blind, parallel-group comparison of venlafaxine and dothiepin in geriatric patients with major depression. *Int J Clin Pract*. 1997 Jun;51(4):209-13. Source: *PubMed*
2058. Mahlberg R, Kunz D, Sasse J, et al. Serotonin syndrome with tramadol and citalopram. *Am J Psychiatry*. 2004 Jun;161(6):1129. Source: *PubMed*
2059. Maina G, Albert U, Salvi V, et al. Weight gain during long-term treatment of obsessive-compulsive disorder: a prospective comparison between serotonin reuptake inhibitors. *J Clin Psychiatry*. 2004 Oct;65(10):1365-71. Source: *PubMed*
2060. Maina G, Rosso G, Crespi C, et al. Combined brief dynamic therapy and pharmacotherapy in the treatment of major depressive disorder: a pilot study. *Psychother Psychosom*. 2007;76(5):298-305. Source: *PubMed*
2061. Maina G, Rosso G, Rigardetto S, et al. No effect of adding brief dynamic therapy to pharmacotherapy in the treatment of obsessive-compulsive disorder with concurrent major depression. *Psychother Psychosom*. 2010;79(5):295-302. Source: *PubMed*
2062. Maj J, Palider W, Rawlow. Trazodone, a central serotonin antagonist and agonist. *J Neural Transm*. 1979;44(3):237-48. Source: *PubMed*
2063. Malek-Ahmadi P. Gabapentin and posttraumatic stress disorder. *Ann Pharmacother*. 2003 May;37(5):664-6. Source: *PubMed*
2064. Malek-Ahmadi P, Allen SA. Paroxetine-molindone interaction. *J Clin Psychiatry*. 1995 Feb;56(2):82-3. Source: *PubMed*
2065. Malek-Ahmadi P, Chavez M, Contreras SA. Coadministration of isoniazid and antidepressant drugs. *J Clin Psychiatry*. 1996 Nov;57(11):550. Source: *PubMed*
2066. Malhi GS, Ng F, Berk M. Dual-dual action? Combining venlafaxine and mirtazapine in the treatment of depression. *Aust N Z J Psychiatry*. 2008 Apr;42(4):346-9. Source: *PubMed*
2067. Malison RT, Price LH, Berman R, et al. Reduced brain serotonin transporter availability in major depression as measured by [¹²³I]-2 beta-carbomethoxy-3 beta-(4-iodophenyl)tropane and single photon emission computed tomography. *Biol Psychiatry*. 1998 Dec 1;44(11):1090-8. Source: *PubMed*
2068. Mallinckrodt C, Chuang-Stein C, McSorley P, et al. A case study comparing a randomized withdrawal trial and a double-blind long-term trial for assessing the long-term efficacy of an antidepressant. *Pharmaceutical Statistics*. 2007;6(1):9-22. Source: *EMBASE*

2069. Mallinckrodt CH, Goldstein DJ, Detke MJ, et al. Duloxetine: A New Treatment for the Emotional and Physical Symptoms of Depression. *Prim Care Companion J Clin Psychiatry*. 2003 Feb;5(1):19-28. Source: *PubMed*
2070. Mallinckrodt CH, Prakash A, Andorn AC, et al. Duloxetine for the treatment of major depressive disorder: a closer look at efficacy and safety data across the approved dose range. *J Psychiatr Res* 2006;40(4):337-48 Source: *PubMed*
2071. Mallinckrodt CH, Prakash A, Houston JP, et al. Differential antidepressant symptom efficacy: placebo-controlled comparisons of duloxetine and SSRIs (fluoxetine, paroxetine, escitalopram). *Neuropsychobiology*. 2007;56(2-3):73-85. Source: *PubMed*
2072. Mallinckrodt CH, Watkin JG, Liu C, et al. Duloxetine in the treatment of Major Depressive Disorder: a comparison of efficacy in patients with and without melancholic features. *BMC Psychiatry*. 2005 Jan 4;5(1):1. Source: *PubMed*
2073. Malling D, Poulsen MN, Sogaard B. The effect of cimetidine or omeprazole on the pharmacokinetics of escitalopram in healthy subjects. *Br J Clin Pharmacol*. 2005 Sep;60(3):287-90. Source: *PubMed*
2074. Malone DC. A budget-impact and cost-effectiveness model for second-line treatment of major depression. *J Manag Care Pharm*. 2007 Jul;13(6 Suppl A):S8-18. Source: *PubMed*
2075. Malt UF, Robak OH, Madsbu HP, et al. The Norwegian naturalistic treatment study of depression in general practice (NORDEP)-I: randomised double blind study. *Bmj*. 1999 May 1;318(7192):1180-4. Source: *PubMed*
2076. Malvini L, Cipriani A, Furukawa TA, et al. Sertraline versus other antidepressive agents for depression. (Protocol). *Cochrane Database of Systematic Reviews* 2006(3): Source: *Scopus*
2077. Mamo DC, Pollock BG, Mulsant B, et al. Effects of nortriptyline and paroxetine on postural sway in depressed elderly patients. *Am J Geriatr Psychiatry*. 2002 Mar-Apr;10(2):199-205. Source: *PubMed*
2078. Mamo DC, Sweet RA, Mulsant BH, et al. Effect of nortriptyline and paroxetine on extrapyramidal signs and symptoms: A prospective double-blind study in depressed elderly patients. *Am J Geriatr Psychiatry*. 2000 Summer;8(3):226-31. Source: *PubMed*
2079. Manber R, Arnow B, Blasey C, et al. Patient's therapeutic skill acquisition and response to psychotherapy, alone or in combination with medication. *Psychol Med*. 2003 May;33(4):693-702. Source: *PubMed*
2080. Manber R, Edinger JD, Gress JL, et al. Cognitive behavioral therapy for insomnia enhances depression outcome in patients with comorbid major depressive disorder and insomnia. *Sleep*. 2008 Apr 1;31(4):489-95. Source: *PubMed*
2081. Manber R, Kraemer HC, Arnow BA, et al. Faster remission of chronic depression with combined psychotherapy and medication than with each therapy alone. *J Consult Clin Psychol*. 2008 Jun;76(3):459-67. Source: *PubMed*
2082. Manber R, Rush AJ, Thase ME, et al. The effects of psychotherapy, nefazodone, and their combination on subjective assessment of disturbed sleep in chronic depression. *Sleep*. 2003 Mar 15;26(2):130-6. Source: *PubMed*
2083. Manberg PJ, Carter RG. Bupropion in the treatment of psychotic depression: two case reports. *J Clin Psychiatry*. 1984 May;45(5):230-1. Source: *PubMed*
2084. Mandelli L, Serretti A, Zanardi R, et al. Antidepressant response in the elderly. *Psychiatry Res*. 2007 Jul 30;152(1):37-44. Source: *PubMed*

2085. Maneeton N, Thongkam A, Maneeton B. Cognitive-behavioral therapy added to fluoxetine in major depressive disorder after 4 weeks of fluoxetine-treatment: 16-week open label study. *J Med Assoc Thai*. 2010 Mar;93(3):337-42.
Source: *PubMed*
2086. Manfredi G, Lazanio S, Kotzalidis GD, et al. Postpartum depression without delivering a child? *Acta Psychiatr Scand*. 2005 Sep;112(3):233-6; discussion 6-7.
Source: *PubMed*
2087. Mann JJ, Georgotas A, Newton R, et al. A controlled study of trazodone, imipramine, and placebo in outpatients with endogenous depression. *J Clin Psychopharmacol*. 1981 Mar;1(2):75-80.
Source: *PubMed*
2088. Manna V, Martucci N, Agnoli A. Double-blind controlled study on the clinical efficacy and safety of fluoxetine vs clomipramine in the treatment of major depressive disorders. *Int Clin Psychopharmacol*. 1989 Jan;4 Suppl 1:81-8.
Source: *PubMed*
2089. Mannheimer B, Wettermark B, Lundberg M, et al. Nationwide drug-dispensing data reveal important differences in adherence to drug label recommendations on CYP2D6-dependent drug interactions. *Br J Clin Pharmacol*. 2010 Apr;69(4):411-7.
Source: *PubMed*
2090. Manning JS, Haykal RF, Connor PD, et al. Sustained remission with lamotrigine augmentation or monotherapy in female resistant depressives with mixed cyclothymic-dysthymic temperament. *Journal of Affective Disorders*. 2005;84(2-3):259-66.
Source: *Scopus*
2091. Mao PX, Tang YL, Jiang F, et al. Escitalopram in major depressive disorder: a multicenter, randomized, double-blind, fixed-dose, parallel trial in a Chinese population. *Depress Anxiety* 2008;25(1):46-54
Source: *PubMed*
2092. Marangell LB, Clauw DJ, Choy E, et al. Comparative pain and mood effects in patients with comorbid fibromyalgia and major depressive disorder: Secondary analyses of four pooled randomized controlled trials of duloxetine. *Pain*. 2011;152(1):31-7.
Source: *EMBASE*
2093. Marazziti D, Dell'Osso L, Rossi A, et al. Decreased platelet [3H]paroxetine binding sites in suicide attempters. *Psychiatry Res*. 2001 Sep 20;103(2-3):125-31.
Source: *PubMed*
2094. March JS. Review of 'Let Them Eat Prozac: The Unhealthy Relationship Between the Pharmaceutical Industry and Depression'. *Journal of the American Academy of Child & Adolescent Psychiatry*. 2005 Sep, 2005;44(9):955-8.
Source: *PsycINFO*
2095. March JS, Klee BJ, Kremer CME. Treatment benefit and the risk of suicidality in multicenter, randomized, controlled trials of sertraline in children and adolescents. *Journal of Child and Adolescent Psychopharmacology*. 2006;16(1-2):91-102.
Source: *Scopus*
2096. March JS, Kobak KA, Jefferson JW, et al. A double-blind, placebo-controlled trial of fluvoxamine versus imipramine in outpatients with major depression. *J Clin Psychiatry*. 1990 May;51(5):200-2.
Source: *PubMed*
2097. March JS, Team T, Silva S, et al. The Treatment for Adolescents with Depression Study (TADS) - Long-term effectiveness and safety outcomes. *Archives of General Psychiatry (USA)*. 2007 10/01;64(Oct):1132-44.
Source: *PsycINFO*
2098. Marchesi C, Ceccherininelli A, Rossi A, et al. Is anxious-agitated major depression responsive to fluoxetine? A double-blind comparison with amitriptyline. *Pharmacopsychiatry*. 1998 Nov;31(6):216-21.
Source: *PubMed*
2099. Marcinko D. Antidepressants and suicidality: the basis of controversies. *Psychiatr Danub*. 2007 Sep;19(3):238-40.
Source: *PubMed*

2100. Marcus RN, McQuade RD, Carson WH, et al. The efficacy and safety of aripiprazole as adjunctive therapy in major depressive disorder: a second multicenter, randomized, double-blind, placebo-controlled study. *J Clin Psychopharmacol*. 2008 Apr;28(2):156-65. Source: *PubMed*
2101. Marcus RN, Mendels J. Nefazodone in the treatment of severe, melancholic, and recurrent depression. *J Clin Psychiatry* 1996;57 Suppl 219-23 Source: *PubMed*
2102. Marcus SC, Olfson M. Psychosocial functioning of medicaid recipients with major depression [3]. *Psychiatric Services*. 2006;57(7):1046-7. Source: *EMBASE*
2103. Marcus SM, Kerber KB, Rush AJ, et al. Sex differences in depression symptoms in treatment-seeking adults: confirmatory analyses from the Sequenced Treatment Alternatives to Relieve Depression study. *Compr Psychiatry*. 2008 May-Jun;49(3):238-46. Source: *PubMed*
2104. Marcus SM, Young EA, Kerber KB, et al. Gender differences in depression: findings from the STAR*D study. *J Affect Disord*. 2005 Aug;87(2-3):141-50. Source: *PubMed*
2105. Margolese HC, Beauclair L, Szkrumelak N, et al. Hypomania induced by adjunctive lamotrigine. *Am J Psychiatry*. 2003 Jan;160(1):183-4. Source: *PubMed*
2106. Marie-Mitchell A, Leuchter AF, Chou CP, et al. Predictors of improved mood over time in clinical trials for major depression. *Psychiatry Res*. 2004 Jun 30;127(1-2):73-84. Source: *PubMed*
2107. Markoula S, Konitsiotis S, Chatzistefanidis D, et al. Akathisia induced by mirtazapine after 20 years of continuous treatment. *Clinical Neuropharmacology*. 2010;33(1):50-1. Source: *PsycINFO*
2108. Markovitz JH, Shuster JL, Chitwood WS, et al. Platelet activation in depression and effects of sertraline treatment: An open-label study. *Am J Psychiatry*. 2000 Jun;157(6):1006-8. Source: *PubMed*
2109. Markowitz JC, Kocsis JH, Bleiberg KL, et al. A comparative trial of psychotherapy and pharmacotherapy for "pure" dysthymic patients. *J Affect Disord*. 2005 Dec;89(1-3):167-75. Source: *PubMed*
2110. Marsland TW, Newton W. Are there differences by gender in response to pharmacotherapy for depression? *J Fam Pract*. 2000 Dec;49(12):1149. Source: *PubMed*
2111. Martenyi F, Dossenbach M, Mraz K, et al. Gender differences in the efficacy of fluoxetine and maprotiline in depressed patients: a double-blind trial of antidepressants with serotonergic or norepinephrinergic reuptake inhibition profile. *Eur Neuropsychopharmacol*. 2001 Jun;11(3):227-32. Source: *PubMed*
2112. Martin BK, Frangakis CE, Rosenberg PB, et al. Design of Depression in Alzheimer's Disease Study-2. *Am J Geriatr Psychiatry*. 2006 Nov;14(11):920-30. Source: *PubMed*
2113. Martin SD, Martin E, Rai SS, et al. Brain blood flow changes in depressed patients treated with interpersonal psychotherapy or venlafaxine hydrochloride: preliminary findings. *Arch Gen Psychiatry*. 2001 Jul;58(7):641-8. Source: *PubMed*
2114. Martinez C, Assimes TL, Mines D, et al. Use of venlafaxine compared with other antidepressants and the risk of sudden cardiac death or near death: a nested case-control study. *Bmj*.340:c249. Source: *PubMed*
2115. Martinez C, Rietbrock S, Wise L, et al. Antidepressant treatment and the risk of fatal and non-fatal self harm in first episode depression: nested case-control study. *Bmj*. 2005 Feb 19;330(7488):389. Source: *PubMed*

2116. Martinez JM, Kent JM, Coplan JD, et al. Respiratory variability in panic disorder. *Depression & Anxiety*. 2001;14(4):232-7. Source: *EMBASE*
2117. Martin-Merino E, Ruigomez A, Garcia Rodriguez LA, et al. Depression and treatment with antidepressants are associated with the development of gastro-oesophageal reflux disease. *Alimentary Pharmacology and Therapeutics*. 2010;31(10):1132-40. Source: *EMBASE*
2118. Martiny K. Adjunctive bright light in non-seasonal major depression. *Acta Psychiatr Scand Suppl*. 2004(425):7-28. Source: *PubMed*
2119. Martiny K, Lunde M, Simonsen C, et al. Relapse prevention by citalopram in SAD patients responding to 1 week of light therapy. A placebo-controlled study. *Acta Psychiatr Scand*. 2004 Mar;109(3):230-4. Source: *PubMed*
2120. Martiny K, Lunde M, Unden M, et al. Adjunctive bright light in non-seasonal major depression: results from clinician-rated depression scales. *Acta Psychiatr Scand*. 2005 Aug;112(2):117-25. Source: *PubMed*
2121. Martiny K, Lunde M, Unden M, et al. Adjunctive bright light in non-seasonal major depression: results from patient-reported symptom and well-being scales. *Acta Psychiatr Scand*. 2005 Jun;111(6):453-9. Source: *PubMed*
2122. Martiny K, Lunde M, Unden M, et al. The lack of sustained effect of bright light, after discontinuation, in non-seasonal major depression. *Psychol Med*. 2006 Sep;36(9):1247-52. Source: *PubMed*
2123. Martire LM, Schulz R, Reynolds Iii CF, et al. Treatment of late-life depression alleviates caregiver burden. *Journal of the American Geriatrics Society*. 2010;58(1):23-9. Source: *EMBASE*
2124. Marttila M, Jaaskelainen J, Jarvi R, et al. A double-blind study comparing the efficacy and tolerability of mirtazapine and doxepin in patients with major depression. *Eur Neuropsychopharmacol*. 1995 Dec;5(4):441-6. Source: *PubMed*
2125. Masand P, Gupta S, Dewan M. Suicidal ideation related to fluoxetine treatment. *N Engl J Med*. 1991 Feb 7;324(6):420. Source: *PubMed*
2126. Masand P, Stern TA. Bupropion and secondary mania. Is there a relationship? *Ann Clin Psychiatry*. 1993 Dec;5(4):271-4. Source: *PubMed*
2127. Maschi S, Clavenna A, Campi R, et al. Neonatal outcome following pregnancy exposure to antidepressants: A prospective controlled cohort study. *BJOG: An International Journal of Obstetrics and Gynaecology* 2008;115(2):283-9 Source: *Handsearch*
2128. Masdrakis VG, Oulis P, Florakis A, et al. The safety of the electroconvulsive therapy-escitalopram combination. *J Ect*. 2008 Dec;24(4):289-91. Source: *PubMed*
2129. Mashiko H, Niwa S, Kumashiro H, et al. Effect of trazodone in a single dose before bedtime for sleep disorders accompanied by a depressive state: dose-finding study with no concomitant use of hypnotic agent. *Psychiatry Clin Neurosci*. 1999 Apr;53(2):193-4. Source: *PubMed*
2130. Masi G, Liboni F, Brovedani P. Pharmacotherapy of major depressive disorder in adolescents. *Expert Opin Pharmacother*. 2010 Feb;11(3):375-86. Source: *PubMed*
2131. Maskall DD, Lam RW. Increased plasma concentration of imipramine following augmentation with fluvoxamine. *Am J Psychiatry*. 1993 Oct;150(10):1566. Source: *PubMed*
2132. Mason PJ, Morris VA, Balcezak TJ. Serotonin syndrome. Presentation of 2 cases and review of the literature. *Medicine (Baltimore)*. 2000 Jul;79(4):201-9. Source: *PubMed*

2133. Massana J, Moller HJ, Burrows GD, et al. Reboxetine: a double-blind comparison with fluoxetine in major depressive disorder. *Int Clin Psychopharmacol.* 1999 Mar;14(2):73-80.
Source: *PubMed*
2134. Mathew SJ, Murrrough JW, Aan Het Rot M, et al. Riluzole for relapse prevention following intravenous ketamine in treatment-resistant depression: A pilot randomized, placebo-controlled continuation trial. *International Journal of Neuropsychopharmacology.* 2010;13(1):71-82.
Source: *EMBASE*
2135. Mathews J, Garcia KS, Mintun MA, et al. Antidepressant efficacy of olanzapine as monotherapy in major depressive disorder, without psychosis: A pilot study. *Psychiatry Research Neuroimaging.* 2006;146(2):149-55.
Source: *EMBASE*
2136. Matreja PS, Badyal DK, Khosla P, et al. Effectiveness and acceptability of sertraline and citalopram in major depressive disorder: pragmatic randomized open-label comparison. *Hum Psychopharmacol* 2007;22(7):477-82
Source: *PubMed*
2137. Matrisciano F, Bonaccorso S, Ricciardi A, et al. Changes in BDNF serum levels in patients with major depression disorder (MDD) after 6 months treatment with sertraline, escitalopram, or venlafaxine. *J Psychiatr Res.* 2009 Jan;43(3):247-54.
Source: *PubMed*
2138. Matthews JD, Bottonari KA, Polania LM, et al. An open study of olanzapine and fluoxetine for psychotic major depressive disorder: interim analyses. *J Clin Psychiatry.* 2002 Dec;63(12):1164-70.
Source: *PubMed*
2139. Matthews JD, Siefert C, Dording C, et al. An open study of aripiprazole and escitalopram for psychotic major depressive disorder. *J Clin Psychopharmacol.* 2009 Feb;29(1):73-6.
Source: *PubMed*
2140. Mattila MJ, Saarialho-Kere U, Mattila M. Acute effects of sertraline, amitriptyline, and placebo on the psychomotor performance of healthy subjects over 50 years of age. *J Clin Psychiatry.* 1988 Aug;49 Suppl:52-8.
Source: *PubMed*
2141. Matuzany-Ruban A, Schreiber G, Farkash P, et al. Phosducin-like protein levels in leukocytes of patients with major depression and in rat cortex: The effect of chronic treatment with antidepressants. *Psychiatry Research.* 2006;141(3):287-94.
Source: *EMBASE*
2142. Mauri MC, Fiorentini A, Cerveri G, et al. Long-term efficacy and therapeutic drug monitoring of sertraline in major depression. *Hum Psychopharmacol.* 2003 Jul;18(5):385-8.
Source: *PubMed*
2143. Mayberg HS, Silva JA, Brannan SK, et al. The functional neuroanatomy of the placebo effect. *Am J Psychiatry.* 2002 May;159(5):728-37.
Source: *PubMed*
2144. Mayer LS, Bay RC, Politis A, et al. Comparison of three rating scales as outcome measures for treatment trials of depression in Alzheimer disease: findings from DIADS. *Int J Geriatr Psychiatry.* 2006 Oct;21(10):930-6.
Source: *PubMed*
2145. Mazeh D, Shahal B, Saraf R, et al. Venlafaxine for the treatment of depressive episode during the course of schizophrenia. *J Clin Psychopharmacol.* 2004 Dec;24(6):653-5.
Source: *PubMed*
2146. Mbaya P, Alam F, Ashim S, et al. Cardiovascular effects of high dose venlafaxine XL in patients with major depressive disorder. *Hum Psychopharmacol.* 2007 Apr;22(3):129-33.
Source: *PubMed*
2147. McAlpine DE, O'Kane DJ, Black JL, et al. Cytochrome P450 2D6 genotype variation and venlafaxine dosage. *Mayo Clin Proc.* 2007 Sep;82(9):1065-8.
Source: *PubMed*

2148. McBride C, Segal Z, Kennedy S, et al. Changes in autobiographical memory specificity following cognitive behavior therapy and pharmacotherapy for major depression. *Psychopathology*. 2007;40(3):147-52.
Source: *EMBASE*
2149. McCabe C, Mishor Z, Cowen PJ, et al. Diminished neural processing of aversive and rewarding stimuli during selective serotonin reuptake inhibitor treatment. *Biol Psychiatry*. 2010 Mar 1;67(5):439-45.
Source: *PubMed*
2150. McCall WV, Blocker JN, D'Agostino Jr R, et al. Treatment of insomnia in depressed insomniacs: Effects on health-related quality of life, objective and self-reported sleep, and depression. *Journal of Clinical Sleep Medicine* 2010;6(4):322-9
Source: *EMBASE*
2151. McCall WV, Blocker JN, D'Agostino R, Jr., et al. Insomnia severity is an indicator of suicidal ideation during a depression clinical trial. *Sleep Med*. 2010 Oct;11(9):822-7.
Source: *PubMed*
2152. McCombs JS, Shi L, Stimmel GL, et al. A retrospective analysis of the revocation of prior authorization restrictions and the use of antidepressant medications for treating major depressive disorder. *Clin Ther*. 2002 Nov;24(11):1939-59; discussion 8.
Source: *PubMed*
2153. McCue RE, Joseph M. Venlafaxine- and trazodone-induced serotonin syndrome. *Am J Psychiatry*. 2001 Dec;158(12):2088-9.
Source: *PubMed*
2154. McDougle CJ, Goodman WK, Leckman JF, et al. The efficacy of fluvoxamine in obsessive-compulsive disorder: effects of comorbid chronic tic disorder. *J Clin Psychopharmacol*. 1993 Oct;13(5):354-8.
Source: *PubMed*
2155. McDougle CJ, Goodman WK, Leckman JF, et al. Limited therapeutic effect of addition of buspirone in fluvoxamine-refractory obsessive-compulsive disorder. *Am J Psychiatry*. 1993 Apr;150(4):647-9.
Source: *PubMed*
2156. McDowell DM, Levin FR, Seracini AM, et al. Venlafaxine treatment of cocaine abusers with depressive disorders. *Am J Drug Alcohol Abuse*. 2000 Feb;26(1):25-31.
Source: *PubMed*
2157. McElroy SL, Hudson JI, Malhotra S, et al. Citalopram in the treatment of binge-eating disorder: a placebo-controlled trial. *J Clin Psychiatry*. 2003 Jul;64(7):807-13.
Source: *PubMed*
2158. McElroy SL, Martens BE, Creech RS, et al. Randomized, double-blind, placebo-controlled study of divalproex extended release loading monotherapy in ambulatory bipolar spectrum disorder patients with moderate-to-severe hypomania or mild mania. *Journal of Clinical Psychiatry*. 2010;71(5):557-65.
Source: *EMBASE*
2159. McElroy SL, Weisler RH, Chang W, et al. A Double-Blind, Placebo-Controlled Study of Quetiapine and Paroxetine as Monotherapy in Adults with Bipolar Depression (EMBOLDEN II). *Journal of Clinical Psychiatry*. 2010;71(2):163-74.
Source: *EMBASE*
2160. McEwen BS, Olié JP. Neurobiology of mood, anxiety, and emotions as revealed by studies of a unique antidepressant: Tianeptine. *Molecular Psychiatry*. 2005 Jun, 2005;10(6):525-37.
Source: *PsycINFO*
2161. McFall M, Saxon AJ, Malte CA, et al. Integrating tobacco cessation into mental health care for posttraumatic stress disorder a randomized controlled trial. *JAMA - Journal of the American Medical Association*. 2010;304(22):2485-93.
Source: *EMBASE*
2162. McFarlane A, Kamath MV, Fallen EL, et al. Effect of sertraline on the recovery rate of cardiac autonomic function in depressed patients after acute myocardial infarction. *Am Heart J*. 2001 Oct;142(4):617-23.
Source: *PubMed*

2163. McGrath PJ, Khan AY, Trivedi MH, et al. Response to a selective serotonin reuptake inhibitor (citalopram) in major depressive disorder with melancholic features: a STAR*D report. *J Clin Psychiatry*. 2008 Dec;69(12):1847-55.
Source: *PubMed*
2164. McGrath PJ, Stewart JW, Fava M, et al. Tranylcypromine versus venlafaxine plus mirtazapine following three failed antidepressant medication trials for depression: a STAR*D report. *Am J Psychiatry* 2006;163(9):1531-41; quiz 666
Source: *PubMed*
2165. McGrath PJ, Stewart JW, Janal MN, et al. A placebo-controlled study of fluoxetine versus imipramine in the acute treatment of atypical depression. *Am J Psychiatry*. 2000 Mar;157(3):344-50.
Source: *PubMed*
2166. McGrath PJ, Stewart JW, Petkova E, et al. Predictors of relapse during fluoxetine continuation or maintenance treatment of major depression. *J Clin Psychiatry*. 2000 Jul;61(7):518-24.
Source: *PubMed*
2167. McGrath PJ, Stewart JW, Quitkin FM, et al. Predictors of relapse in a prospective study of fluoxetine treatment of major depression. *Am J Psychiatry* 2006;163(9):1542-8
Source: *PubMed*
2168. McIntosh D. A mild case of serotonin syndrome? *Can J Psychiatry*. 2000 Aug;45(6):571-2.
Source: *PubMed*
2169. McIntyre A, Gendron A. Quetiapine adjunct to selective serotonin reuptake inhibitors or venlafaxine in patients with major depression, comorbid anxiety, and residual depressive symptoms: a randomized, placebo-controlled pilot study. *Depress Anxiety* 2007;24(7):487-94
Source: *PubMed*
2170. McIntyre RS, Konarski JZ, Mancini DA, et al. Improving outcomes in depression: A focus on somatic symptoms. *Journal of Psychosomatic Research*. 2006;60(3):279-82.
Source: *EMBASE*
2171. McIntyre RS, Mancini DA, McCann S, et al. Topiramate versus bupropion SR when added to mood stabilizer therapy for the depressive phase of bipolar disorder: a preliminary single-blind study. *Bipolar Disord*. 2002 Jun;4(3):207-13.
Source: *PubMed*
2172. McKay MS, Zakzanis KK. The impact of treatment on HPA axis activity in unipolar major depression. *Journal of psychiatric research*. 2010;44(3):183-92.
Source: *EMBASE*
2173. McKinnon MC, Cusi AM, MacQueen GM. Impaired theory of mind performance in patients with recurrent bipolar disorder: Moderating effect of cognitive load. *Psychiatry Research*. 2010;177(1-2):261-2.
Source: *EMBASE*
2174. McLeod MN, Gaynes BN, Golden RN. Chromium potentiation of antidepressant pharmacotherapy for dysthymic disorder in 5 patients. *J Clin Psychiatry*. 1999 Apr;60(4):237-40.
Source: *PubMed*
2175. McMahon FJ, Buervenich S, Charney D, et al. Variation in the gene encoding the serotonin 2A receptor is associated with outcome of antidepressant treatment. *Am J Hum Genet*. 2006 May;78(5):804-14.
Source: *PubMed*
2176. McPartlin GM, Reynolds A, Anderson C, et al. A comparison of once-daily venlafaxine XR and paroxetine in depressed outpatients treated in general practice. *Primary Care Psychiatry*. 1998 1998;4(3):127-32.
Source: *Handsearch*
2177. Meertens JH, Monteban-Kooistra WE, Ligtenberg JJ, et al. Severe hypoglycemia following venlafaxine intoxication: a case report. *J Clin Psychopharmacol*. 2007 Aug;27(4):414-5.
Source: *PubMed*
2178. Mehtonen OP, Sogaard J, Roponen P, et al. Randomized, double-blind comparison of venlafaxine and sertraline in outpatients with major depressive disorder. Venlafaxine 631 Study Group. *J Clin Psychiatry*. 2000 Feb;61(2):95-100.
Source: *PubMed*

2179. Meijer WE, Heerdink ER, van Eijk JT, et al. Adverse events in users of sertraline: results from an observational study in psychiatric practice in The Netherlands. *Pharmacoepidemiol Drug Saf.* 2002 Dec;11(8):655-62. Source: *PubMed*
2180. Melartin TK, Rytsälä HJ, Leskelä US, et al. Continuity is the main challenge in treating major depressive disorder in psychiatric care. *Journal of Clinical Psychiatry.* 2005;66(2):220-7. Source: *Scopus*
2181. Mellerup ET, Bech P, Lauritzen L, et al. Platelet paroxetine binding in alcoholics. *Alcohol Alcohol.* 1992 Nov;27(6):603-6. Source: *PubMed*
2182. Mellerup ET, Errebo I, Molin J, et al. Platelet paroxetine binding and light therapy in winter depression. *J Affect Disord.* 1993 Sep;29(1):11-5. Source: *PubMed*
2183. Melton ST, Kirkwood CK, Farrar TW, et al. Economic evaluation of paroxetine and imipramine in depressed outpatients. *Psychopharmacol Bull.* 1997;33(1):93-100. Source: *PubMed*
2184. Meltzer CC, Price JC, Mathis CA, et al. Serotonin 1A receptor binding and treatment response in late-life depression. *Neuropsychopharmacology.* 2004 Dec;29(12):2258-65. Source: *PubMed*
2185. Meltzer H, Bastani B, Jayathilake K, et al. Fluoxetine, but not tricyclic antidepressants, potentiates the 5-hydroxytryptophan-mediated increase in plasma cortisol and prolactin secretion in subjects with major depression or with obsessive compulsive disorder. *Neuropsychopharmacology.* 1997 Jul;17(1):1-11. Source: *PubMed*
2186. Melvin GA, Tonge BJ, King NJ, et al. A Comparison of Cognitive-Behavioral Therapy, Sertraline, and Their Combination for Adolescent Depression. *Journal of the American Academy of Child & Adolescent Psychiatry.* 2006 Oct, 2006;45(10):1151-61. Source: *PsycINFO*
2187. Mendels J, Amin MM, Chouinard G, et al. A comparative study of bupropion and amitriptyline in depressed outpatients. *J Clin Psychiatry.* 1983 May;44(5 Pt 2):118-20. Source: *PubMed*
2188. Mendels J, Johnston R, Mattes J, et al. Efficacy and safety of b.i.d. doses of venlafaxine in a dose-response study. *Psychopharmacol Bull.* 1993;29(2):169-74. Source: *PubMed*
2189. Mendels J, Kiev A, Fabre LF. Double-blind comparison of citalopram and placebo in depressed outpatients with melancholia. *Depress Anxiety.* 1999;9(2):54-60. Source: *PubMed*
2190. Mendels J, Reimherr F, Marcus RN, et al. A double-blind, placebo-controlled trial of two dose ranges of nefazodone in the treatment of depressed outpatients. *J Clin Psychiatry.* 1995;56 Suppl 6:30-6. Source: *PubMed*
2191. Mendelson WB. A review of the evidence for the efficacy and safety of trazodone in insomnia. *J Clin Psychiatry.* 2005 Apr;66(4):469-76. Source: *PubMed*
2192. Mendlewicz J, Kriwin P, Oswald P, et al. Shortened onset of action of antidepressants in major depression using acetylsalicylic acid augmentation: A pilot open-label study. *International Clinical Psychopharmacology.* 2006;21(4):227-31. Source: *EMBASE*
2193. Menkes DB, Taghavi E, Mason PA, et al. Fluoxetine's spectrum of action in premenstrual syndrome. *Int Clin Psychopharmacol.* 1993 Summer;8(2):95-102. Source: *PubMed*
2194. Menting JE, Honig A, Verhey FR, et al. Selective serotonin reuptake inhibitors (SSRIs) in the treatment of elderly depressed patients: a qualitative analysis of the literature on their efficacy and side-effects. *Int Clin Psychopharmacol.* 1996 Sep;11(3):165-75. Source: *PubMed*

2195. Menza M, DeFonzo Dobkin R, Marin H, et al. The impact of treatment of depression on quality of life, disability and relapse in patients with Parkinson's disease. *Movement Disorders* 2009;24(9):1325-32
Source: *Handsearch*
2196. Menza M, Dobkin RD, Marin H, et al. A controlled trial of antidepressants in patients with Parkinson disease and depression. *Neurology* 2009;72(10):886-92
Source: *PubMed*
2197. Mera MT, Perez BV, Fernandez RO, et al. Hypersensitivity to paroxetine. *Allergol Immunopathol (Madr)*. 2006 May-Jun;34(3):125-6.
Source: *PubMed*
2198. Merideth CH, Feighner JP. The use of bupropion in hospitalized depressed patients. *J Clin Psychiatry*. 1983 May;44(5 Pt 2):85-7.
Source: *PubMed*
2199. Merlob P, Stahl B, Sulkes J. Paroxetine during breast-feeding: infant weight gain and maternal adherence to counsel. *Eur J Pediatr*. 2004 Mar;163(3):135-9.
Source: *PubMed*
2200. Mertens C, Pintens H. Paroxetine in the treatment of depression. A double-blind multicenter study versus mianserin. *Acta Psychiatr Scand*. 1988 Jun;77(6):683-8.
Source: *PubMed*
2201. Mertens C, Pintens H. A double-blind, multicentre study of paroxetine and mianserin in depression. *Acta Psychiatrica Scandinavica, Supplement*. 1989;80(350):140.
Source: *EMBASE*
2202. Messa C, Colombo C, Moresco RM, et al. 5-HT(2A) receptor binding is reduced in drug-naive and unchanged in SSRI-responder depressed patients compared to healthy controls: a PET study. *Psychopharmacology (Berl)*. 2003 Apr;167(1):72-8.
Source: *PubMed*
2203. Mesters P, Cosyns P, Dejaiffe G, et al. Assessment of quality of life in the treatment of major depressive disorder with fluoxetine, 20 mg, in ambulatory patients aged over 60 years. *Int Clin Psychopharmacol*. 1993 Winter;8(4):337-40.
Source: *PubMed*
2204. Meston CM, Rellini AH, Telch MJ. Short- and long-term effects of Ginkgo biloba extract on sexual dysfunction in women. *Arch Sex Behav*. 2008 Aug;37(4):530-47.
Source: *PubMed*
2205. Meyer JH, Wilson AA, Ginovart N, et al. Occupancy of serotonin transporters by paroxetine and citalopram during treatment of depression: a [(11)C]DASB PET imaging study. *Am J Psychiatry*. 2001 Nov;158(11):1843-9.
Source: *PubMed*
2206. Meyers BS, Alpert S, Gabriele M, et al. State specificity of DST abnormalities in geriatric depression. *Biol Psychiatry*. 1993 Jul 1-15;34(1-2):108-14.
Source: *PubMed*
2207. Meyers BS, English J, Gabriele M, et al. A delusion assessment scale for psychotic major depression: Reliability, validity, and utility. *Biol Psychiatry*. 2006 Dec 15;60(12):1336-42.
Source: *PubMed*
2208. Meyers BS, Flint AJ, Rothschild AJ, et al. A Double-blind Randomized Controlled Trial of Olanzapine Plus Sertraline vs Olanzapine Plus Placebo for Psychotic Depression. *Archives of General Psychiatry (USA)* 2009;66:838
Source: *Handsearch*
2209. Meyers BS, Flint AJ, Rothschild AJ, et al. A double-blind randomized controlled trial of olanzapine plus sertraline vs olanzapine plus placebo for psychotic depression: the study of pharmacotherapy of psychotic depression (STOP-PD). *Arch Gen Psychiatry* 2009;66(8):838-47
Source: *PubMed*
2210. Michael A, Owen A. Venlafaxine-induced increased libido and spontaneous erections. *Br J Psychiatry*. 1997 Feb;170:193.
Source: *PubMed*

2211. Michalak EE, Murray G, Levitt AJ, et al. Quality of life as an outcome indicator in patients with seasonal affective disorder: results from the Can-SAD study. *Psychol Med*. 2007 May;37(5):727-36.
Source: *PubMed*
2212. Michelson D, Adler LA, Amsterdam JD, et al. Addition of atomoxetine for depression incompletely responsive to sertraline: a randomized, double-blind, placebo-controlled study. *J Clin Psychiatry*. 2007 Apr;68(4):582-7.
Source: *PubMed*
2213. Michelson D, Amsterdam J, Apter J, et al. Hormonal markers of stress response following interruption of selective serotonin reuptake inhibitor treatment. *Psychoneuroendocrinology*. 2000 Feb;25(2):169-77.
Source: *PubMed*
2214. Michelson D, Amsterdam JD, Quitkin FM, et al. Changes in weight during a 1-year trial of fluoxetine. *Am J Psychiatry*. 1999 Aug;156(8):1170-6.
Source: *PubMed*
2215. Michelson D, Bancroft J, Targum S, et al. Female sexual dysfunction associated with antidepressant administration: a randomized, placebo-controlled study of pharmacologic intervention. *Am J Psychiatry*. 2000 Feb;157(2):239-43.
Source: *PubMed*
2216. Michelson D, Schmidt M, Lee J, et al. Changes in sexual function during acute and six-month fluoxetine therapy: a prospective assessment. *J Sex Marital Ther*. 2001 May-Jun;27(3):289-302.
Source: *PubMed*
2217. Miehle K, Paschke R, Koch CA. Citalopram therapy as a risk factor for symptomatic hyponatremia caused by the syndrome of inappropriate secretion of antidiuretic hormone (SIADH): a case report. *Pharmacopsychiatry*. 2005 Jul;38(4):181-2.
Source: *PubMed*
2218. Mihaljevic Peles A, Bozina N, Sagud M, et al. MDR1 gene polymorphism: therapeutic response to paroxetine among patients with major depression. *Prog Neuropsychopharmacol Biol Psychiatry*. 2008 Aug 1;32(6):1439-44.
Source: *PubMed*
2219. Mihara K, Otani K, Ishida M, et al. Increases in plasma concentration of m-chlorophenylpiperazine, but not trazodone, with low-dose haloperidol. *Ther Drug Monit*. 1997 Feb;19(1):43-5.
Source: *PubMed*
2220. Mihara K, Otani K, Suzuki A, et al. Relationship between the CYP2D6 genotype and the steady-state plasma concentrations of trazodone and its active metabolite m-chlorophenylpiperazine. *Psychopharmacology (Berl)*. 1997 Sep;133(1):95-8.
Source: *PubMed*
2221. Mihara K, Otani K, Tybring G, et al. The CYP2D6 genotype and plasma concentrations of mianserin enantiomers in relation to therapeutic response to mianserin in depressed Japanese patients. *J Clin Psychopharmacol*. 1997 Dec;17(6):467-71.
Source: *PubMed*
2222. Milak MS, Parsey RV, Lee L, et al. Pretreatment regional brain glucose uptake in the midbrain on PET may predict remission from a major depressive episode after three months of treatment. *Psychiatry Res*. 2009;173(1):63-70
Source: *PubMed*
2223. Miljkovic BR, Pokrajac M, Timotijevic I, et al. The influence of lithium on fluvoxamine therapeutic efficacy and pharmacokinetics in depressed patients on combined fluvoxamine-lithium therapy. *Int Clin Psychopharmacol*. 1997 Jul;12(4):207-12.
Source: *PubMed*
2224. Miller FT, Freilicher J. Comparison of TCAs and SSRIs in the treatment of major depression in hospitalized geriatric patients. *J Geriatr Psychiatry Neurol*. 1995 Jul;8(3):173-6.
Source: *PubMed*

2225. Miller IW, Keitner GI, Schatzberg AF, et al. The treatment of chronic depression, part 3: psychosocial functioning before and after treatment with sertraline or imipramine. *J Clin Psychiatry*. 1998 Nov;59(11):608-19. Source: *PubMed*
2226. Miller LG, Bowman RC, Mann D, et al. A case of fluoxetine-induced serum sickness. *Am J Psychiatry*. 1989 Dec;146(12):1616-7. Source: *PubMed*
2227. Miller LG, Hays RD. Adherence to combination antiretroviral therapy: synthesis of the literature and clinical implications. *AIDS Read*. 2000 Mar;10(3):177-85. Source: *PubMed*
2228. Miller SM, Naylor GJ, Murtagh M, et al. A double-blind comparison of paroxetine and placebo in the treatment of depressed patients in a psychiatric outpatient clinic. *Acta Psychiatr Scand Suppl*. 1989;350:143-4. Source: *PubMed*
2229. Miner CM, Brown EB, Gonzales JS, et al. Switching patients from daily citalopram, paroxetine, or sertraline to once-weekly fluoxetine in the maintenance of response for depression. *J Clin Psychiatry* 2002;63(3):232-40 Source: *PubMed*
2230. Miniati M, Rucci P, Benvenuti A, et al. Clinical characteristics and treatment outcome of depression in patients with and without a history of emotional and physical abuse. *Journal of psychiatric research*. 2010;44(5):302-9. Source: *EMBASE*
2231. Miniati M, Rucci P, Frank E, et al. Sensitivity to change and predictive validity of the MOODS-SR questionnaire, last-month version. *Psychother Psychosom* 2009;78(2):116-24 Source: *PubMed*
2232. Miranda J, Green BL, Krupnick JL, et al. One-year outcomes of a randomized clinical trial treating depression in low-income minority women. *J Consult Clin Psychol*. 2006 Feb;74(1):99-111. Source: *PubMed*
2233. Mirassou MM. Rectal antidepressant medication in the treatment of depression. *J Clin Psychiatry*. 1998 Jan;59(1):29. Source: *PubMed*
2234. Mischoulon D, Opitz G, Kelly K, et al. A preliminary open study of the tolerability and effectiveness of nefazodone in major depressive disorder: comparing patients who recently discontinued an SSRI with those on no recent antidepressant treatment. *Depress Anxiety*. 2004;19(1):43-50. Source: *PubMed*
2235. Miser WF. Exercise as an effective treatment option for major depression in older adults. *J Fam Pract*. 2000 Feb;49(2):109-10. Source: *PubMed*
2236. Miskowiak KW, Favaron E, Hafizi S, et al. Erythropoietin modulates neural and cognitive processing of emotional information in biomarker models of antidepressant drug action in depressed patients. *Psychopharmacology*. 2010;210(3):419-28. Source: *EMBASE*
2237. Misri S, Kendrick K, Oberlander TF, et al. Antenatal depression and anxiety affect postpartum parenting stress: a longitudinal, prospective study. *Can J Psychiatry*. 2010 Apr;55(4):222-8. Source: *PubMed*
2238. Misri S, Reebye P, Corral M, et al. The use of paroxetine and cognitive-behavioral therapy in postpartum depression and anxiety: a randomized controlled trial. *J Clin Psychiatry*. 2004 Sep;65(9):1236-41. Source: *PubMed*
2239. Mitchell AJ, Subramaniam H. Prognosis of depression in old age compared to middle age: a systematic review of comparative studies. *Am J Psychiatry*. 2005 Sep;162(9):1588-601. Source: *PubMed*
2240. Mitchell PB, Schweitzer I, Burrows G, et al. Efficacy of venlafaxine and predictors of response in a prospective open-label study of patients with treatment-resistant major depression. *J Clin Psychopharmacol*. 2000 Aug;20(4):483-7. Source: *PubMed*

2241. Mittmann N, Herrmann N, Einarson TR, et al. The efficacy, safety and tolerability of antidepressants in late life depression: a meta-analysis. *J Affect Disord*. 1997 Dec;46(3):191-217.
Source: *PubMed*
2242. Miyashita M, Sasayama D, Sugiyama N, et al. Psychotic symptoms complicate the clinical differentiation of Parkinson's disease with major depressive disorder from dementia with Lewy bodies. *Psychogeriatrics*. 2010;10(2):107-11.
Source: *EMBASE*
2243. Mizoguchi Y, Monji A. Low-dose-trazodone-induced disorganized type psychosis. *J Neuropsychiatry Clin Neurosci*. 2005 Spring;17(2):253-4.
Source: *PubMed*
2244. Moak DH, Anton RF, Latham PK, et al. Sertraline and cognitive behavioral therapy for depressed alcoholics: results of a placebo-controlled trial. *J Clin Psychopharmacol*. 2003 Dec;23(6):553-62.
Source: *PubMed*
2245. Modell JG, Katholi CR, Modell JD, et al. Comparative sexual side effects of bupropion, fluoxetine, paroxetine, and sertraline. *Clin Pharmacol Ther*. 1997 Apr;61(4):476-87.
Source: *PubMed*
2246. Modell JG, Rosenthal NE, Harriett AE, et al. Seasonal affective disorder and its prevention by anticipatory treatment with bupropion XL. *Biol Psychiatry*. 2005 Oct 15;58(8):658-67.
Source: *PubMed*
2247. Moeller O, Hetzel G, Michael N, et al. Basal prolactin values correlate with response to reboxetine treatment in major depression, but not with response to citalopram. *Neuropsychobiology*. 2005;51(2):67-71.
Source: *PubMed*
2248. Mohamed S, Osatuke K, Aslam M, et al. Escitalopram for comorbid depression and anxiety in elderly patients: A 12-week, open-label, flexible-dose, pilot trial. *Am J Geriatr Pharmacother*. 2006 Sep;4(3):201-9.
Source: *PubMed*
2249. Mohan CG, Moore JJ. Fluoxetine toxicity in a preterm infant. *J Perinatol*. 2000 Oct-Nov;20(7):445-6.
Source: *PubMed*
2250. Moher D, Cook DJ, Eastwood S, et al. Improving the quality of reports of meta-analyses of randomised controlled trials: the QUOROM statement. Quality of Reporting of Meta-analyses. *Lancet*. 1999 1999 Nov 27;354(9193):1896-900.
Source: *Handsearch*
2251. Mohr DC, Epstein L, Luks TL, et al. Brain lesion volume and neuropsychological function predict efficacy of treatment for depression in multiple sclerosis. *J Consult Clin Psychol*. 2003 Dec;71(6):1017-24.
Source: *PubMed*
2252. Mohr DC, Hart SL, Fonareva I, et al. Treatment of depression for patients with multiple sclerosis in neurology clinics. *Multiple Sclerosis*. 2006;12(2):204-8.
Source: *EMBASE*
2253. Mohr DC, Hart SL, Goldberg A. Effects of treatment for depression on fatigue in multiple sclerosis. *Psychosom Med*. 2003;65(4):542-7.
Source: *EMBASE*
2254. Möller HJ. Is there evidence for negative effects of antidepressants on suicidality in depressive patients? A systematic review. *European Archives of Psychiatry and Clinical Neuroscience*. 2006;256(8):476-96.
Source: *Scopus*
2255. Moller HJ, Fuger J, Kasper S. Efficacy of new generation antidepressants: meta-analysis of imipramine-controlled studies. *Pharmacopsychiatry*. 1994 Nov;27(6):215-23.
Source: *PubMed*
2256. Moller HJ, Gallinat J, Hegerl U, et al. Double-blind, multicenter comparative study of sertraline and amitriptyline in hospitalized patients with major depression. *Pharmacopsychiatry*. 1998 Sep;31(5):170-7.
Source: *PubMed*

2257. Moller HJ, Glaser K, Leverkus F, et al. Double-blind, multicenter comparative study of sertraline versus amitriptyline in outpatients with major depression. *Pharmacopsychiatry*. 2000 Nov;33(6):206-12. Source: *PubMed*
2258. Moller HJ, Kasper S, Muller H, et al. A controlled study of the efficacy and safety of mianserin and amitriptyline in depressive inpatients. *Pharmacopsychiatry*. 1995 Nov;28(6):249-52. Source: *PubMed*
2259. Moller HJ, Schnitker J, Flurenbrock W. Factors associated with response in depressed elderly outpatients treated with escitalopram in a naturalistic setting in Germany. *Pharmacopsychiatry*. 2010;43(6):210-5. Source: *EMBASE*
2260. Moller HJ, Steinmeyer EM. Are serotonergic reuptake inhibitors more potent in reducing suicidality? An empirical study on paroxetine. *Eur Neuropsychopharmacol*. 1994 Mar;4(1):55-9. Source: *PubMed*
2261. Moller SE, Bech P, Bjerrum H, et al. Plasma ratio tryptophan/neutral amino acids in relation to clinical response to paroxetine and clomipramine in patients with major depression. *J Affect Disord*. 1990 Jan;18(1):59-66. Source: *PubMed*
2262. Moller SE, de Beurs P, Timmerman L, et al. Plasma tryptophan and tyrosine ratios to competing amino acids in relation to antidepressant response to citalopram and maprotiline. A preliminary study. *Psychopharmacology (Berl)*. 1986;88(1):96-100. Source: *PubMed*
2263. Moncrieff J, Kirsch I. Efficacy of antidepressants in adults. *British Medical Journal*. 2005;331(7509):155-7. Source: *Scopus*
2264. Monte S, Macchia A, Romero M, et al. Antidepressants and cardiovascular outcomes in patients without known cardiovascular risk. *Eur J Clin Pharmacol* 2009;65(11):1131-8 Source: *PubMed*
2265. Montejo AL, Llorca G, Izquierdo JA, et al. Incidence of sexual dysfunction associated with antidepressant agents: a prospective multicenter study of 1022 outpatients. Spanish Working Group for the Study of Psychotropic-Related Sexual Dysfunction. *J Clin Psychiatry*. 2001;62 Suppl 3:10-21. Source: *PubMed*
2266. Montejo AL, Prieto N, Terleira A, et al. Better sexual acceptability of agomelatine (25 and 50 mg) compared with paroxetine (20 mg) in healthy male volunteers. An 8-week, placebo-controlled study using the PRSEXDQ-SALSEX scale. *Journal of Psychopharmacology*. 2010;24(1):111-20. Source: *EMBASE*
2267. Montejo-Gonzalez AL, Llorca G, Izquierdo JA, et al. SSRI-induced sexual dysfunction: fluoxetine, paroxetine, sertraline, and fluvoxamine in a prospective, multicenter, and descriptive clinical study of 344 patients. *J Sex Marital Ther*. 1997 Fall;23(3):176-94. Source: *PubMed*
2268. Monteleone P, Gnocchi G. Evidence for a linear relationship between plasma trazodone levels and clinical response in depression in the elderly. *Clin Neuropharmacol*. 1990;13 Suppl 1:S84-9. Source: *PubMed*
2269. Monteleone P, Maj M, Iovino M, et al. GABA, depression and the mechanism of action of antidepressant drugs: a neuroendocrine approach. *J Affect Disord*. 1990 Sep;20(1):1-5. Source: *PubMed*
2270. Montgomery SA. Safety of mirtazapine: a review. *Int Clin Psychopharmacol*. 1995 Dec;10 Suppl 4:37-45. Source: *PubMed*
2271. Montgomery SA. Reboxetine: additional benefits to the depressed patient. *J Psychopharmacol*. 1997;11(4 Suppl):S9-15. Source: *PubMed*
2272. Montgomery SA. Comparative efficacy and tolerability of escitalopram oxalate versus venlafaxine XR. Data on file--Forest Laboratories. 2004 Source: *Handsearch*

2273. Montgomery SA. Major depressive disorders: Clinical efficacy and tolerability of agomelatine, a new melatonergic agonist. *European Neuropsychopharmacology*. 2006 Sep;16(5):S633-S8.
Source: *PsycINFO*
2274. Montgomery SA, Andersen HF. Escitalopram versus venlafaxine XR in the treatment of depression. *Int Clin Psychopharmacol*. 2006 Sep;21(5):297-309.
Source: *PubMed*
2275. Montgomery SA, Baldwin DS, Blier P, et al. Which antidepressants have demonstrated superior efficacy? A review of the evidence. *International Clinical Psychopharmacology* 2007;22(6):323-9
Source: *PsycINFO*
2276. Montgomery SA, Baldwin DS, Blier P, et al. Which antidepressants have demonstrated superior efficacy? A review of the evidence: Erratum. *International Clinical Psychopharmacology* 2008;23(1):61
Source: *PsycINFO*
2277. Montgomery SA, Baldwin DS, Riley A. Antidepressant medications: a review of the evidence for drug-induced sexual dysfunction. *J Affect Disord*. 2002 May;69(1-3):119-40.
Source: *PubMed*
2278. Montgomery SA, Dunbar G. Paroxetine is better than placebo in relapse prevention and the prophylaxis of recurrent depression. *Int Clin Psychopharmacol*. 1993 Fall;8(3):189-95.
Source: *PubMed*
2279. Montgomery SA, Entsuah R, Hackett D, et al. Venlafaxine versus placebo in the preventive treatment of recurrent major depression. *J Clin Psychiatry*. 2004 Mar;65(3):328-36.
Source: *PubMed*
2280. Montgomery SA, Gabriel R, James D, et al. The specificity of the zimelidine reaction. *Int Clin Psychopharmacol*. 1989 Jan;4(1):19-23.
Source: *PubMed*
2281. Montgomery SA, Gabriel R, James D, et al. Hypersensitivity to zimelidine without cross reactivity to fluoxetine. *Int Clin Psychopharmacol*. 1989 Jan;4 Suppl 1:27-9.
Source: *PubMed*
2282. Montgomery SA, Huusom AK, Bothmer J. A randomised study comparing escitalopram with venlafaxine XR in primary care patients with major depressive disorder. *Neuropsychobiology*. 2004;50(1):57-64.
Source: *PubMed*
2283. Montgomery SA, Kennedy SH, Burrows GD, et al. Absence of discontinuation symptoms with agomelatine and occurrence of discontinuation symptoms with paroxetine: a randomized, double-blind, placebo-controlled discontinuation study. *Int Clin Psychopharmacol*. 2004 Sep;19(5):271-80.
Source: *PubMed*
2284. Montgomery SA, Möller H-J. Is the significant superiority of escitalopram compared with other antidepressants clinically relevant? *International Clinical Psychopharmacology*. 2009 May, 2009;24(3):111-8.
Source: *PsycINFO*
2285. Montgomery SA, Pedersen V, Tanghoj P, et al. The optimal dosing regimen for citalopram--a meta-analysis of nine placebo-controlled studies. *Int Clin Psychopharmacol*. 1994 Mar;9 Suppl 1:35-40.
Source: *PubMed*
2286. Montgomery SA, Rasmussen JG. Citalopram 20 mg, citalopram 40 mg and placebo in the prevention of relapse of major depression. *Int Clin Psychopharmacol*. 1992 Jun;8:181-8.
Source: *PubMed*
2287. Montgomery SA, Rasmussen JG, Lyby K, et al. Dose response relationship of citalopram 20 mg, citalopram 40 mg and placebo in the treatment of moderate and severe depression. *Int Clin Psychopharmacol*. 1992 Jun;6 Suppl 5:65-70.
Source: *PubMed*
2288. Montgomery SA, Reimnitz PE, Zivkov M. Mirtazapine versus amitriptyline in the long-term treatment of depression: a double-blind placebo-controlled study. *Int Clin Psychopharmacol*. 1998 Mar;13(2):63-73.
Source: *PubMed*

2289. Moon CAL, Jago LW, Wood K, et al. A double-blind comparison of sertraline and clomipramine in the treatment of major depressive disorder and associated anxiety in general practice. *Journal Of Psychopharmacology*. 1994;8(3):171-6. Source: *EMBASE*
2290. Moore N, Verdoux H, Fantino B. Prospective, multicentre, randomized, double-blind study of the efficacy of escitalopram versus citalopram in outpatient treatment of major depressive disorder. *Int Clin Psychopharmacol*. 2005 May;20(3):131-7. Source: *PubMed*
2291. Moosa MY, Panz VR, Jeenah FY, et al. African women with depression: the effect of imipramine and fluoxetine on body mass index and leptin secretion. *J Clin Psychopharmacol*. 2003 Dec;23(6):549-52. Source: *PubMed*
2292. Morales N, Vermette H. Serotonin syndrome associated with linezolid treatment after discontinuation of fluoxetine. *Psychosomatics*. 2005 May-Jun;46(3):274-5. Source: *PubMed*
2293. Morasco BJ, Loftis JM, Indest DW, et al. Prophylactic antidepressant treatment in patients with hepatitis C on antiviral therapy: a double-blind, placebo-controlled trial. *Psychosomatics*. 2010 Sep-Oct;51(5):401-8. Source: *PubMed*
2294. Morasco BJ, Rifai MA, Loftis JM, et al. A randomized trial of paroxetine to prevent interferon-alpha-induced depression in patients with hepatitis C. *J Affect Disord*. 2007 Nov;103(1-3):83-90. Source: *PubMed*
2295. Moreau X, Azorin JM, Lejeune PJ, et al. Red blood cell triiodothyronine uptake in unipolar major depression: effect of a chronic antidepressant treatment. *Prog Neuropsychopharmacol Biol Psychiatry*. 2000 Jan;24(1):23-35. Source: *PubMed*
2296. Moreno FA, Parkinson D, Palmer C, et al. CSF neurochemicals during tryptophan depletion in individuals with remitted depression and healthy controls. *Eur Neuropsychopharmacol*. 2010 Jan;20(1):18-24. Source: *PubMed*
2297. Moreno RA, Teng CT, Almeida KM, et al. *Hypericum perforatum* versus fluoxetine in the treatment of mild to moderate depression: a randomized double-blind trial in a Brazilian sample. *Rev Bras Psiquiatr* 2006;28(1):29-32 Source: *PubMed*
2298. Morgan ML, Rapkin AJ, Biggio G, et al. Neuroactive steroids after estrogen exposure in depressed postmenopausal women treated with sertraline and asymptomatic postmenopausal women. *Arch Womens Ment Health*. 2010 Feb;13(1):91-8. Source: *PubMed*
2299. Morishita S, Arita S. Differential effects of milnacipran, fluvoxamine and paroxetine for depression, especially in gender. *Eur Psychiatry*. 2003 Dec;18(8):418-20. Source: *PubMed*
2300. Morishita S, Arita S. Induction of mania in depression by paroxetine. *Hum Psychopharmacol*. 2003 Oct;18(7):565-8. Source: *PubMed*
2301. Morishita S, Arita S. Differential period of onset of action of fluvoxamine, paroxetine and milnacipran for depression. *Hum Psychopharmacol*. 2003 Aug;18(6):479-82. Source: *PubMed*
2302. Morishita S, Arita S. Possible predictors of response to fluvoxamine for depression. *Hum Psychopharmacol*. 2003 Apr;18(3):197-200. Source: *PubMed*
2303. Morishita S, Arita S. Suitable dose and duration of fluvoxamine administration to treat depression. *Psychiatry Clin Neurosci*. 2003 Apr;57(2):177-81. Source: *PubMed*
2304. Morishita S, Arita S. Response Period of Combined Fluvoxamine and Milnacipran Treatment for Depression. *International Medical Journal*. 2005 Mar, 2005;12(1):25-6. Source: *PsycINFO*

2305. Morishita S, Kinoshita T. Predictors of response to sertraline in patients with major depression. *Hum Psychopharmacol*. 2008 Dec;23(8):647-51.
Source: *PubMed*
2306. Morris DW, Rush AJ, Jain S, et al. Diurnal mood variation in outpatients with major depressive disorder: implications for DSM-V from an analysis of the Sequenced Treatment Alternatives to Relieve Depression Study data. *J Clin Psychiatry*. 2007 Sep;68(9):1339-47.
Source: *PubMed*
2307. Moscovitch A, Blashko CA, Eagles JM, et al. A placebo-controlled study of sertraline in the treatment of outpatients with seasonal affective disorder. *Psychopharmacology (Berl)*. 2004 Feb;171(4):390-7.
Source: *PubMed*
2308. Moslinger Gehmayr R, Zanineli R, Contu A, et al. A double-blind study comparing the efficacy and tolerability of paroxetine and amitriptyline in the treatment of breast-cancer patients with depression. *Zentralblatt Fur Gynakologie*. 2000;122(4):195-202.
Source: *EMBASE*
2309. Moss JH. A novel placebo lead-in behavior strategy for sertraline dosing in a depressed patient highly sensitive to medication side effects. *J Clin Psychiatry*. 1997 Sep;58(9):405-6.
Source: *PubMed*
2310. Mottram P, Wilson K, Strobl J. Antidepressants for depressed elderly. *Cochrane Database Syst Rev*. 2006(1).
Source: *Scopus*
2311. Mouret J, Lemoine P, Minuit MP, et al. Effects of trazodone on the sleep of depressed subjects--a polygraphic study. *Psychopharmacology (Berl)*. 1988;95 Suppl:S37-43.
Source: *PubMed*
2312. Moustgaard G. Treatment-refractory depression successfully treated with the combination of mirtazapine and lithium. *J Clin Psychopharmacol*. 2000 Apr;20(2):268.
Source: *PubMed*
2313. Mowla A, Ghanizadeh A, Pani A. A comparison of effects of fluoxetine and nortriptyline on the symptoms of major depressive disorder. *J Clin Psychopharmacol*. 2006 Apr;26(2):209-11.
Source: *PubMed*
2314. Mrazek DA, Rush AJ, Biernacka JM, et al. SLC6A4 variation and citalopram response. *Am J Med Genet B Neuropsychiatr Genet*. 2009 Apr 5;150B(3):341-51.
Source: *PubMed*
2315. Mucci M. Reboxetine: a review of antidepressant tolerability. *J Psychopharmacol*. 1997;11(4 Suppl):S33-7.
Source: *PubMed*
2316. Muck-Seler D, Jakovljevic M, Deanovic Z. Effect of antidepressant treatment on platelet 5-HT content and relation to therapeutic outcome in unipolar depressive patients. *J Affect Disord*. 1991 Nov;23(3):157-64.
Source: *PubMed*
2317. Muck-Weymann M, Rechlin T. Reflexes of the cutaneous microcirculation in amitriptyline and in fluoxetine treated patients. *Psychopharmacology (Berl)*. 1996 Apr;124(3):241-4.
Source: *PubMed*
2318. Mühlbacher M, Konstantinidis A, Kasper S, et al. Intravenous Mirtazapine Is Safe and Effective in the Treatment of Depressed Inpatients. *Neuropsychobiology*. 2006 Apr; 2006;53(2):83-7.
Source: *PsycINFO*
2319. Müller N, Schennach R, Riedel M, et al. Duloxetine in the treatment of major psychiatric and neuropathic disorders. *Expert Review of Neurotherapeutics*. 2008;8(4):527-36.
Source: *Scopus*
2320. Münchau A, Langosch JM, Gerschlager W, et al. Mirtazapine increases cortical excitability in healthy controls and epilepsy patients with major depression. *Journal of Neurology, Neurosurgery & Psychiatry*. 2005 Apr; 2005;76(4):527-33.
Source: *PsycINFO*

2321. Muhonen LH, Lahti J, Sinclair D, et al. Treatment of alcohol dependence in patients with co-morbid major depressive disorder--predictors for the outcomes with memantine and escitalopram medication. *Subst Abuse Treat Prev Policy*. 2008;3:20. Source: *PubMed*
2322. Muhonen LH, Lonnqvist J, Juva K, et al. Double-blind, randomized comparison of memantine and escitalopram for the treatment of major depressive disorder comorbid with alcohol dependence. *J Clin Psychiatry*. 2008 Mar;69(3):392-9. Source: *PubMed*
2323. Muhonen LH, Lonnqvist J, Lahti J, et al. Age at onset of first depressive episode as a predictor for escitalopram treatment of major depression comorbid with alcohol dependence. *Psychiatry Res*. 2009 May 15;167(1-2):115-22. Source: *PubMed*
2324. Muijen M, Roy D, Silverstone T, et al. A comparative clinical trial of fluoxetine, mianserin and placebo in depressed outpatients. *Acta Psychiatr Scand*. 1988 Sep;78(3):384-90. Source: *PubMed*
2325. Muijsers RB, Plosker GL, Noble S. Sertraline: a review of its use in the management of major depressive disorder in elderly patients. *Drugs Aging*. 2002;19(5):377-92. Source: *PubMed*
2326. Muijsers RB, Plosker GL, Noble S. Spotlight on sertraline in the management of major depressive disorder in elderly patients. *CNS Drugs*. 2002;16(11):789-94. Source: *PubMed*
2327. Mukai Y, Tampi RR. Treatment of depression in the elderly: A review of the recent literature on the efficacy of single- versus dual-action antidepressants. *Clinical Therapeutics* 2009;31(5):945-61 Source: *Scopus*
2328. Mukherjee PK, Davey A. Differential dosing of trazodone in elderly depressed patients: a study to investigate optimal dosing. *J Int Med Res*. 1986;14(5):279-84. Source: *PubMed*
2329. Mulder RT, Frampton CM, Luty SE, et al. Eighteen months of drug treatment for depression: predicting relapse and recovery. *J Affect Disord*. 2009 Apr;114(1-3):263-70. Source: *PubMed*
2330. Mulder RT, Joyce PR, Frampton C. Relationships among measures of treatment outcome in depressed patients. *J Affect Disord*. 2003 Sep;76(1-3):127-35. Source: *PubMed*
2331. Mulder RT, Joyce PR, Frampton CM. Personality disorders improve in patients treated for major depression. *Acta Psychiatr Scand*. 2010 Sep;122(3):219-25. Source: *PubMed*
2332. Mulder RT, Joyce PR, Frampton CM, et al. Antidepressant treatment is associated with a reduction in suicidal ideation and suicide attempts. *Acta Psychiatr Scand*. 2008 Aug;118(2):116-22. Source: *PubMed*
2333. Mulder RT, Joyce PR, Luty SE. The relationship of personality disorders to treatment outcome in depressed outpatients. *J Clin Psychiatry*. 2003 Mar;64(3):259-64. Source: *PubMed*
2334. Mulder RT, Watkins WG, Joyce PR, et al. Age may affect response to antidepressants with serotonergic and noradrenergic actions. *J Affect Disord*. 2003 Sep;76(1-3):143-9. Source: *PubMed*
2335. Muldoon C. The safety and tolerability of citalopram. *Int Clin Psychopharmacol*. 1996 Mar;11 Suppl 1:35-40. Source: *PubMed*
2336. Mulert C, Juckel G, Augustin H, et al. Comparison between the analysis of the loudness dependency of the auditory N1/P2 component with LORETA and dipole source analysis in the prediction of treatment response to the selective serotonin reuptake inhibitor citalopram in major depression. *Clin Neurophysiol*. 2002 Oct;113(10):1566-72. Source: *PubMed*

2337. Mulert C, Juckel G, Brunmeier M, et al. Prediction of treatment response in major depression: integration of concepts. *J Affect Disord.* 2007 Mar;98(3):215-25.
Source: *PubMed*
2338. Mulert C, Juckel G, Brunmeier M, et al. Rostral anterior cingulate cortex activity in the theta band predicts response to antidepressive medication. *Clinical EEG and Neuroscience.* 2007;38(2):78-81.
Source: *EMBASE*
2339. Mullin J, Lodge A, Bennie E, et al. A multicentre, double-blind, amitriptyline-controlled study of mirtazapine in patients with major depression. *Journal Of Psychopharmacology.* 1996;10(3):235-40.
Source: *EMBASE*
2340. Mullin JM, Pandita-Gunawardena VR, Whitehead AM. A double-blind comparison of fluvoxamine and dothiepin in the treatment of major affective disorder. *Br J Clin Pract.* 1988 Feb;42(2):51-5.
Source: *PubMed*
2341. Mulrow CD, Williams JW, Jr., Trivedi M, et al. Treatment of depression--newer pharmacotherapies. *Psychopharmacol Bull.* 1998;34(4):409-795.
Source: *PubMed*
2342. Mulsant BH. Onset of confusion in the context of late-life depression. *J Psychiatry Neurosci.* 2007 Mar;32(2):152.
Source: *PubMed*
2343. Mulsant BH, Pollock BG, Nebes RD, et al. A double-blind randomized comparison of nortriptyline and paroxetine in the treatment of late-life depression: 6-week outcome. *J Clin Psychiatry.* 1999;60 Suppl 20:16-20.
Source: *PubMed*
2344. Munizza C, Olivieri L, Di Loreto G, et al. A comparative, randomized, double-blind study of trazodone prolonged-release and sertraline in the treatment of major depressive disorder. *Curr Med Res Opin.* 2006;22(9):1703-13
Source: *PubMed*
2345. Muñoz RA, McBride ME, Brnabic AJM, et al. Major depressive disorder in Latin America: The relationship between depression severity, painful somatic symptoms, and quality of life. *Journal of Affective Disorders.* 2005;86(1):93-8.
Source: *Scopus*
2346. Munro CA, Brandt J, Sheppard JM, et al. Cognitive response to pharmacological treatment for depression in Alzheimer disease: secondary outcomes from the depression in Alzheimer's disease study (DIADS). *Am J Geriatr Psychiatry.* 2004 Sep-Oct;12(5):491-8.
Source: *PubMed*
2347. Murasaki M, Kamijima K, Yamashita I, et al. Clinical evaluation of sertraline hydrochloride, a selective serotonin reuptake inhibitor for depression and depressive state-A double-blind study compared with imipramine hydrochloride. *Japanese Journal of Neuropsychopharmacology.* 1997;19(6):505-27.
Source: *EMBASE*
2348. Murck H, Nickel T, Kunzel H, et al. State markers of depression in sleep EEG: dependency on drug and gender in patients treated with tianeptine or paroxetine. *Neuropsychopharmacology.* 2003 Feb;28(2):348-58.
Source: *PubMed*
2349. Murdoch D, Keam SJ. Escitalopram: a review of its use in the management of major depressive disorder. *Drugs.* 2005;65(16):2379-404.
Source: *PubMed*
2350. Murdoch D, Keam SJ. Spotlight on escitalopram in the management of major depressive disorder. *CNS Drugs.* 2006;20(2):167-70.
Source: *PubMed*
2351. Murphy GM, Jr., Hollander SB, Rodrigues HE, et al. Effects of the serotonin transporter gene promoter polymorphism on mirtazapine and paroxetine efficacy and adverse events in geriatric major depression. *Arch Gen Psychiatry.* 2004 Nov;61(11):1163-9.
Source: *PubMed*

2352. Murray G, Michalak EE, Levitt AJ, et al. Therapeutic mechanism in seasonal affective disorder: do fluoxetine and light operate through advancing circadian phase? *Chronobiol Int.* 2005;22(5):937-43. Source: *PubMed*
2353. Murray G, Michalak EE, Levitt AJ, et al. O sweet spot where art thou? Light treatment of Seasonal Affective Disorder and the circadian time of sleep. *J Affect Disord.* 2006 Feb;90(2-3):227-31. Source: *PubMed*
2354. Murray V, von Arbin M, Bartfai A, et al. Double-blind comparison of sertraline and placebo in stroke patients with minor depression and less severe major depression. *J Clin Psychiatry.* 2005 Jun;66(6):708-16. Source: *PubMed*
2355. Musselman DL, Lawson DH, Gumnick JF, et al. Paroxetine for the prevention of depression induced by high-dose interferon alfa. *N Engl J Med.* 2001 Mar 29;344(13):961-6. Source: *PubMed*
2356. Musselman DL, Somerset WI, Guo Y, et al. A double-blind, multicenter, parallel-group study of paroxetine, desipramine, or placebo in breast cancer patients (stages I, II, III, and IV) with major depression. *J Clin Psychiatry.* 2006 Feb;67(2):288-96. Source: *PubMed*
2357. Mussig K, Morike K, Haring HU. Severe and symptomatic hyponatremia following duloxetine treatment. *J Psychopharmacol.* 2009 May;23(3):338-9. Source: *PubMed*
2358. Mustafa FA, Almoshmosh N, Al-Robb H, et al. A case of possible duloxetine-induced mania. *German Journal of Psychiatry.* 2010;13(1):54-6. Source: *EMBASE*
2359. Muzina DJ, Calabrese JR. Reply to Dr Eppel regarding 'Letter to the editor: Agomelatine adjunctive therapy for acute bipolar depression: Preliminary open data '. *Bipolar Disorders.* 2008 Sep; 2008;10(6):750-1. Source: *PsycINFO*
2360. Mynors-Wallis LM, Gath DH, Day A, et al. Randomised controlled trial of problem solving treatment, antidepressant medication, and combined treatment for major depression in primary care. *Bmj.* 2000 Jan 1;320(7226):26-30. Source: *PubMed*
2361. Nagler J. Absence of asystole during bifrontal stimulation in electroconvulsive therapy. *Journal of ECT.* 2010;26(2):100-3. Source: *EMBASE*
2362. Nagy LM, Morgan CA, 3rd, Southwick SM, et al. Open prospective trial of fluoxetine for posttraumatic stress disorder. *J Clin Psychopharmacol.* 1993 Apr;13(2):107-13. Source: *PubMed*
2363. Nahshoni E, Weizman A, Shefet D, et al. A case of hyponatremia associated with escitalopram. *J Clin Psychiatry.* 2004 Dec;65(12):1722. Source: *PubMed*
2364. Nakagawa A, Watanabe N, Omori IM, et al. Milnacipran versus other anti-depressive agents for depression. *Cochrane Database of Systematic Reviews.* 2007(2). Source: *Scopus*
2365. Nakajima S, Ishida T, Akaishi R, et al. Impacts of switching antidepressants after successful electroconvulsive therapy on the maintenance of clinical remission in patients with treatment-resistant depression: a chart review. *J Ect.* 2009 Sep;25(3):178-81. Source: *PubMed*
2366. Nakano Y, Baba H, Maeshima H, et al. Executive dysfunction in medicated, remitted state of major depression. *Journal of Affective Disorders.* 2008;111(1):46-51. Source: *EMBASE*
2367. Nakao M, Takeuchi T, Nomura K, et al. Clinical application of paroxetine for tapering benzodiazepine use in non-major-depressive outpatients visiting an internal medicine clinic. *Psychiatry Clin Neurosci.* 2006 Oct;60(5):605-10. Source: *PubMed*

2368. Nakhai-Pour HR, Broy P, Berard A. Use of antidepressants during pregnancy and the risk of spontaneous abortion. *CMAJ* 2010;182(10):1031-7
Source: *PubMed*
2369. Nambudiri DE, Mirchandani IC, Young RC. Two more cases of trazodone-related syncope in the elderly. *J Geriatr Psychiatry Neurol.* 1989 Oct-Dec;2(4):225.
Source: *PubMed*
2370. Nankai M, Yamada S, Yoshimoto S, et al. Platelet 3H-paroxetine binding in control subjects and depressed patients: relationship to serotonin uptake and age. *Psychiatry Res.* 1994 Feb;51(2):147-55.
Source: *PubMed*
2371. Narayan M, Anderson G, Cellar J, et al. Serotonin transporter-blocking properties of nefazodone assessed by measurement of platelet serotonin. *J Clin Psychopharmacol.* 1998 Feb;18(1):67-71.
Source: *PubMed*
2372. Nardi AE, Lopes FL, Valenca AM. Body dysmorphic disorder treated with bupropion: cases report. *Aust N Z J Psychiatry.* 2005 Jan-Feb;39(1-2):112.
Source: *PubMed*
2373. Narushima K, Kosier JT, Robinson RG. Preventing poststroke depression: a 12-week double-blind randomized treatment trial and 21-month follow-up. *J Nerv Ment Dis.* 2002 May;190(5):296-303.
Source: *PubMed*
2374. Narushima K, Robinson RG. The effect of early versus late antidepressant treatment on physical impairment associated with poststroke depression: is there a time-related therapeutic window? *Journal of Nervous & Mental Disease.* 2003;191(10):645-52.
Source: *EMBASE*
2375. Nathan RS, Perel JM, Pollock BG, et al. The role of neuropharmacologic selectivity in antidepressant action: fluvoxamine versus desipramine. *J Clin Psychiatry.* 1990 Sep;51(9):367-72.
Source: *PubMed*
2376. Navari RM, Brenner MC, Wilson MN. Treatment of depressive symptoms in patients with early stage breast cancer undergoing adjuvant therapy. *Breast Cancer Research and Treatment* 2008;112(1):197-201
Source: *Handsearch*
2377. Navarro V, Gasto C, Torres X, et al. Citalopram versus nortriptyline in late-life depression: a 12-week randomized single-blind study. *Acta Psychiatr Scand.* 2001 Jun;103(6):435-40.
Source: *PubMed*
2378. Navines R, Martin-Santos R, Gomez-Gil E, et al. Interaction between serotonin 5-HT1A receptors and beta-endorphins modulates antidepressant response. *Prog Neuropsychopharmacol Biol Psychiatry.* 2008 Dec 12;32(8):1804-9.
Source: *PubMed*
2379. Nebes RD, Butters MA, Houck PR, et al. Dual-task performance in depressed geriatric patients. *Psychiatry Res.* 2001 Jun 1;102(2):139-51.
Source: *PubMed*
2380. Nebes RD, Pollock BG, Houck PR, et al. Persistence of cognitive impairment in geriatric patients following antidepressant treatment: a randomized, double-blind clinical trial with nortriptyline and paroxetine. *J Psychiatr Res.* 2003 Mar-Apr;37(2):99-108.
Source: *PubMed*
2381. Nebes RD, Pollock BG, Mulsant BH, et al. Cognitive effects of paroxetine in older depressed patients. *J Clin Psychiatry.* 1999;60 Suppl 20:26-9.
Source: *PubMed*
2382. Nelson C, Those ME, Khan A. Are antidepressants effective? What's a clinician to think? *Journal of Clinical Psychiatry.* 2008 Jun, 2008;69(6):1014-5.
Source: *PsycINFO*
2383. Nelson E, Cloninger CR. Exploring the TPQ as a possible predictor of antidepressant response to nefazodone in a large multi-site study. *J Affect Disord.* 1997 Jul;44(2-3):197-200.
Source: *PubMed*

2384. Nelson EC. An open-label study of nefazodone in the treatment of depression with and without comorbid obsessive compulsive disorder. *Ann Clin Psychiatry*. 1994 Dec;6(4):249-53.
Source: *PubMed*
2385. Nelson JC. Anxious depression and response to treatment. *The American Journal of Psychiatry*. 2008 Mar, 2008;165(3):297-9.
Source: *PsycINFO*
2386. Nelson JC. Anxiety does not predict response to duloxetine in major depression: results of a pooled analysis of individual patient data from 11 placebo-controlled trials. *Depress Anxiety*. 2010;27(1):12-8.
Source: *PubMed*
2387. Nelson JC, Delucchi K, Schneider L. Suicidal thinking and behavior during treatment with sertraline in late-life depression. *Am J Geriatr Psychiatry* 2007;15(7):573-80
Source: *PubMed*
2388. Nelson JC, Delucchi K, Schneider LS. Efficacy of second generation antidepressants in late-life depression: a meta-analysis of the evidence. *Am J Geriatr Psychiatry* 2008;16(7):558-67
Source: *PubMed*
2389. Nelson JC, Holden K, Roose S, et al. Are there predictors of outcome in depressed elderly nursing home residents during treatment with mirtazapine orally disintegrating tablets? *Int J Geriatr Psychiatry*. 2007 Oct;22(10):999-1003.
Source: *PubMed*
2390. Nelson JC, Hollander SB, Betzel J, et al. Mirtazapine orally disintegrating tablets in depressed nursing home residents 85 years of age and older. *Int J Geriatr Psychiatry*. 2006 Sep;21(9):898-901.
Source: *PubMed*
2391. Nelson JC, Kennedy JS, Pollock BG, et al. Treatment of major depression with nortriptyline and paroxetine in patients with ischemic heart disease. *Am J Psychiatry*. 1999 Jul;156(7):1024-8.
Source: *PubMed*
2392. Nelson JC, Mankoski R, Baker RA, et al. Effects of aripiprazole adjunctive to standard antidepressant treatment on the core symptoms of depression: a post-hoc, pooled analysis of two large, placebo-controlled studies. *J Affect Disord*. 2010 Jan;120(1-3):133-40.
Source: *PubMed*
2393. Nelson JC, Mazure CM, Bowers MB, Jr., et al. A preliminary, open study of the combination of fluoxetine and desipramine for rapid treatment of major depression. *Arch Gen Psychiatry*. 1991 Apr;48(4):303-7.
Source: *PubMed*
2394. Nelson JC, Mazure CM, Jatlow PI, et al. Combining norepinephrine and serotonin reuptake inhibition mechanisms for treatment of depression: a double-blind, randomized study. *Biol Psychiatry*. 2004 Feb 1;55(3):296-300.
Source: *PubMed*
2395. Nelson JC, Portera L, Leon AC. Residual symptoms in depressed patients after treatment with fluoxetine or reboxetine. *J Clin Psychiatry*. 2005 Nov;66(11):1409-14.
Source: *PubMed*
2396. Nelson JC, Wohlreich MM, Mallinckrodt CH, et al. Duloxetine for the treatment of major depressive disorder in older patients. *Am J Geriatr Psychiatry*. 2005 Mar;13(3):227-35.
Source: *PubMed*
2397. Nemeroff CB. Paroxetine: an overview of the efficacy and safety of a new selective serotonin reuptake inhibitor in the treatment of depression. *J Clin Psychopharmacol*. 1993 Dec;13(6 Suppl 2):10S-7S.
Source: *PubMed*
2398. Nemeroff CB. Evolutionary trends in the pharmacotherapeutic management of depression. *J Clin Psychiatry*. 1994 Dec;55 Suppl:3-15; discussion 6-7.
Source: *PubMed*
2399. Nemeroff CB. Improving antidepressant adherence. *J Clin Psychiatry*. 2003;64 Suppl 18:25-30.
Source: *PubMed*

2400. Nemeroff CB, Entsuah R, Benattia I, et al. Comprehensive analysis of remission (COMPARE) with venlafaxine versus SSRIs. *Biol Psychiatry*. 2008 Feb 15;63(4):424-34. Source: *PubMed*
2401. Nemeroff CB, Heim CM, Thase ME, et al. Differential responses to psychotherapy versus pharmacotherapy in patients with chronic forms of major depression and childhood trauma. *Proc Natl Acad Sci U S A*. 2003 Nov 25;100(24):14293-6. Source: *PubMed*
2402. Nemeroff CB, Kalali A, Keller MB, et al. Impact of publicity concerning pediatric suicidality data on physician practice patterns in the United States. *Archives of General Psychiatry*. 2007;64(4):466-72. Source: *Scopus*
2403. Nemeroff CB, Ninan PT, Ballenger J, et al. Double-blind multicenter comparison of fluvoxamine versus sertraline in the treatment of depressed outpatients. *Depression*. 1995;3(4):163-9. Source: *EMBASE*
2404. Nemeroff CB, Schatzberg AF, Goldstein DJ, et al. Duloxetine for the treatment of major depressive disorder. *Psychopharmacol Bull*. 2002 Autumn;36(4):106-32. Source: *PubMed*
2405. Nemeroff CB, Thase ME. A double-blind, placebo-controlled comparison of venlafaxine and fluoxetine treatment in depressed outpatients. *Journal of Psychiatric Research*. 2007;41(3-4):351-9. Source: *PubMed*
2406. Nemets B, Bersudsky Y, Belmaker RH. Controlled double-blind trial of phenytoin vs. fluoxetine in major depressive disorder. *J Clin Psychiatry*. 2005 May;66(5):586-90. Source: *PubMed*
2407. Neri S, Bertino G, Petralia A, et al. A multidisciplinary therapeutic approach for reducing the risk of psychiatric side effects in patients with chronic hepatitis C treated with pegylated interferon (alpha) and ribavirin. *Journal of Clinical Gastroenterology*. 2010;44(9):e210-e7. Source: *EMBASE*
2408. Nevin RL. Mefloquine prescriptions in the presence of contraindications: Prevalence among US military personnel deployed to Afghanistan, 2007. *Pharmacoepidemiology and Drug Safety*. 2010;19(2):206-10. Source: *EMBASE*
2409. New AS, Woo-Ming A, Mitropoulou V, et al. Serotonin and the prediction of response time to fluoxetine in patients with mild depression. *Psychiatry Res*. 1999 Nov 8;88(2):89-93. Source: *PubMed*
2410. Newhouse PA, Krishnan KR, Doraiswamy PM, et al. A double-blind comparison of sertraline and fluoxetine in depressed elderly outpatients. *J Clin Psychiatry*. 2000 Aug;61(8):559-68. Source: *PubMed*
2411. Newman JR, Ewing SE, McColl RD, et al. Tridimensional personality questionnaire and treatment response in major depressive disorder: a negative study. *J Affect Disord*. 2000 Jan-Mar;57(1-3):241-7. Source: *PubMed*
2412. Ng CH, Eastal S, Tan S, et al. Serotonin transporter polymorphisms and clinical response to sertraline across ethnicities. *Prog Neuropsychopharmacol Biol Psychiatry*. 2006 Jul;30(5):953-7. Source: *PubMed*
2413. Ng J, Sansone RA, McDonald S. Akathisia and abnormal movements of the upper extremities with venlafaxine and methimazole. *Gen Hosp Psychiatry*. 2009(4):388-90. Source: *PubMed*
2414. Nickel T, Sonntag A, Backmund M, et al. Depression during therapy with interferon alpha--how long should an antidepressant treatment last? *Pharmacopsychiatry*. 2005 Mar;38(2):102-4. Source: *PubMed*
2415. Nickel T, Sonntag A, Schill J, et al. Clinical and neurobiological effects of tianeptine and paroxetine in major depression. *J Clin Psychopharmacol*. 2003 Apr;23(2):155-68. Source: *PubMed*

2416. Niederhofer H. Acetylcholinesterase inhibitors may improve efficacy and reduce adverse effects of tricyclic antidepressants for depression. *Drugs & Aging*. 2008;25(8):715.
Source: *PsycINFO*
2417. Niedermaier N, Bohrer E, Schulte K, et al. Prevention and treatment of poststroke depression with mirtazapine in patients with acute stroke. *J Clin Psychiatry*. 2004 Dec;65(12):1619-23.
Source: *PubMed*
2418. Nielsen BM, Behnke K, Arup P, et al. A comparison of fluoxetine and imipramine in the treatment of outpatients with major depressive disorder. *Acta Psychiatr Scand*. 1993 Apr;87(4):269-72.
Source: *PubMed*
2419. Nierenberg AA, Adler LA, Peselow E, et al. Trazodone for antidepressant-associated insomnia. *Am J Psychiatry*. 1994 Jul;151(7):1069-72.
Source: *PubMed*
2420. Nierenberg AA, Alpert JE, Gaynes BN, et al. Family history of completed suicide and characteristics of major depressive disorder: a STAR*D (sequenced treatment alternatives to relieve depression) study. *J Affect Disord*. 2008 May;108(1-2):129-34.
Source: *PubMed*
2421. Nierenberg AA, Cole JO, Glass L. Possible trazodone potentiation of fluoxetine: a case series. *J Clin Psychiatry*. 1992 Mar;53(3):83-5.
Source: *PubMed*
2422. Nierenberg AA, Fava M, Trivedi MH, et al. A comparison of lithium and T3 augmentation following two failed medication treatments for depression: A STAR*D report. *American Journal of Psychiatry* 2006;163(9):1519-30
Source: *Scopus*
2423. Nierenberg AA, Feighner JP, Rudolph R, et al. Venlafaxine for treatment-resistant unipolar depression. *J Clin Psychopharmacol*. 1994 Dec;14(6):419-23.
Source: *PubMed*
2424. Nierenberg AA, Greist JH, Mallinckrodt CH, et al. Duloxetine versus escitalopram and placebo in the treatment of patients with major depressive disorder: onset of antidepressant action, a non-inferiority study. *Curr Med Res Opin* 2007;23(2):401-16
Source: *PubMed*
2425. Nierenberg AA, Grossbard SJ, Fava M, et al. Social adjustment does not predict depressive relapse during continuation fluoxetine therapy. *J Affect Disord*. 1995 May 17;34(2):73-7.
Source: *PubMed*
2426. Nierenberg AA, Husain MM, Trivedi MH, et al. Residual symptoms after remission of major depressive disorder with citalopram and risk of relapse: a STAR*D report. *Psychol Med*. 2010 Jan;40(1):41-50.
Source: *PubMed*
2427. Nierenberg AA, McLean NE, Alpert JE, et al. Early nonresponse to fluoxetine as a predictor of poor 8-week outcome. *Am J Psychiatry*. 1995 Oct;152(10):1500-3.
Source: *PubMed*
2428. Nierenberg AA, Papakostas GI, Petersen T, et al. Nortriptyline for treatment-resistant depression. *J Clin Psychiatry*. 2003 Jan;64(1):35-9.
Source: *PubMed*
2429. Nierenberg AA, Pava JA, Clancy K, et al. Are neurovegetative symptoms stable in relapsing or recurrent atypical depressive episodes? *Biol Psychiatry*. 1996 Oct 15;40(8):691-6.
Source: *PubMed*
2430. Nierenberg AA, Quitkin FM, Kremer C, et al. Placebo-controlled continuation treatment with mirtazapine: acute pattern of response predicts relapse. *Neuropsychopharmacology*. 2004 May;29(5):1012-8.
Source: *PubMed*
2431. Nierenberg AA, Trivedi MH, Fava M, et al. Family history of mood disorder and characteristics of major depressive disorder: a STAR*D (sequenced treatment alternatives to relieve depression) study. *J Psychiatr Res*. 2007 Apr-Jun;41(3-4):214-21.
Source: *PubMed*

2432. Nierenberg AA, Trivedi MH, Ritz L, et al. Suicide risk management for the sequenced treatment alternatives to relieve depression study: applied NIMH guidelines. *J Psychiatr Res.* 2004 Nov-Dec;38(6):583-9. Source: *PubMed*
2433. Nieuwstraten CE, Dolovich LR. Bupropion versus selective serotonin-reuptake inhibitors for treatment of depression. *Ann Pharmacother.* 2001 Dec;35(12):1608-13. Source: *PubMed*
2434. Nikisch G, Mathe AA, Czernik A, et al. Stereoselective metabolism of citalopram in plasma and cerebrospinal fluid of depressive patients: relationship with 5-HIAA in CSF and clinical response. *J Clin Psychopharmacol.* 2004 Jun;24(3):283-90. Source: *PubMed*
2435. Nikisch G, Mathé AA, Czernik A, et al. Long-term citalopram administration reduces responsiveness of HPA axis in patients with major depression: relationship with S-citalopram concentrations in plasma and cerebrospinal fluid (CSF) and clinical response. *Psychopharmacology.* 2005 Oct; 2005;181(4):751-60. Source: *PsycINFO*
2436. Nilsen OG, Dale O, Husebo B. Pharmacokinetics of trazodone during multiple dosing to psychiatric patients. *Pharmacol Toxicol.* 1993 Apr-May;72(4-5):286-9. Source: *PubMed*
2437. Ninan PT. The functional anatomy, neurochemistry, and pharmacology of anxiety. *J Clin Psychiatry.* 1999;60 Suppl 22:12-7. Source: *PubMed*
2438. Ninan PT. Use of venlafaxine in other psychiatric disorders. *Depress Anxiety.* 2000;12 Suppl 1:90-4. Source: *PubMed*
2439. Ninan PT, Hassman HA, Glass SJ, et al. Adjunctive modafinil at initiation of treatment with a selective serotonin reuptake inhibitor enhances the degree and onset of therapeutic effects in patients with major depressive disorder and fatigue. *J Clin Psychiatry* 2004;65(3):414-20 Source: *PubMed*
2440. Ninan PT, Rush AJ, Crits-Christoph P, et al. Symptomatic and syndromal anxiety in chronic forms of major depression: effect of nefazodone, cognitive behavioral analysis system of psychotherapy, and their combination. *J Clin Psychiatry.* 2002 May;63(5):434-41. Source: *PubMed*
2441. Nirmalani A, Stock SL, Catalano G. Syndrome of Inappropriate Antidiuretic Hormone Associated with Escitalopram Therapy. *CNS Spectrums.* 2006 Jun, 2006;11(6):429-32. Source: *PsycINFO*
2442. Nishida T, Wada M, Ito H, et al. Activation syndrome caused by paroxetine in a cancer patient. *Palliat Support Care.* 2008 Jun;6(2):183-5. Source: *PubMed*
2443. Nofzinger EA, Berman S, Fasiczka A, et al. Effects of bupropion SR on anterior paralimbic function during waking and REM sleep in depression: preliminary findings using. *Psychiatry Res.* 2001 Apr 10;106(2):95-111. Source: *PubMed*
2444. Nofzinger EA, Fasiczka A, Berman S, et al. Bupropion SR reduces periodic limb movements associated with arousals from sleep in depressed patients with periodic limb movement disorder. *J Clin Psychiatry.* 2000 Nov;61(11):858-62. Source: *PubMed*
2445. Nofzinger EA, Reynolds CF, 3rd, Thase ME, et al. REM sleep enhancement by bupropion in depressed men. *Am J Psychiatry.* 1995 Feb;152(2):274-6. Source: *PubMed*
2446. Noguera R, Altuna R, Alvarez E, et al. Fluoxetine vs. clomipramine in depressed patients: a controlled multicentre trial. *J Affect Disord.* 1991 Jul;22(3):119-24. Source: *PubMed*
2447. Nolen WA, van de Putte JJ, Dijken WA, et al. L-5HTP in depression resistant to re-uptake inhibitors. An open comparative study with tranlycypromine. *Br J Psychiatry.* 1985 Jul;147:16-22. Source: *PubMed*

2448. Nolen WA, van de Putte JJ, Dijken WA, et al. Treatment strategy in depression. II. MAO inhibitors in depression resistant to cyclic antidepressants: two controlled crossover studies with tranlycypromine versus L-5-hydroxytryptophan and nomifensine. *Acta Psychiatr Scand*. 1988 Dec;78(6):676-83. Source: *PubMed*
2449. Nolen WA, van de Putte JJ, Dijken WA, et al. Treatment strategy in depression. I. Non-tricyclic and selective reuptake inhibitors in resistant depression: a double-blind partial crossover study on the effects of oxaprotiline and fluvoxamine. *Acta Psychiatr Scand*. 1988 Dec;78(6):668-75. Source: *PubMed*
2450. Nonacs RM, Soares CN, Viguera AC, et al. Bupropion SR for the treatment of postpartum depression: a pilot study. *Int J Neuropsychopharmacol*. 2005 Sep;8(3):445-9. Source: *PubMed*
2451. Noorbala AA, Akhondzadeh S, Tahmacebi-Pour N, et al. Hydro-alcoholic extract of *Crocus sativus* L. versus fluoxetine in the treatment of mild to moderate depression: a double-blind, randomized pilot trial. *J Ethnopharmacol*. 2005 Feb 28;97(2):281-4. Source: *PubMed*
2452. Norman GR, Sloan JA, Wyrwich KW. Interpretation of changes in health-related quality of life: the remarkable universality of half a standard deviation. *Med Care*. 2003 May;41(5):582-92. Source: *PubMed*
2453. Norman TR, Gupta RK, Burrows GD, et al. Relationship between antidepressant response and plasma concentrations of fluoxetine and norfluoxetine. *Int Clin Psychopharmacol*. 1993 Spring;8(1):25-9. Source: *PubMed*
2454. Normann C, Hesslinger B, Frauenknecht S, et al. Psychosis during chronic levodopa therapy triggered by the new antidepressive drug mirtazapine. *Pharmacopsychiatry*. 1997 Nov;30(6):263-5. Source: *PubMed*
2455. Normann C, Horn M, Hummel B, et al. Paroxetine in major depression: correlating plasma concentrations and clinical response. *Pharmacopsychiatry*. 2004 May;37(3):123-6. Source: *PubMed*
2456. Normann C, Hummel B, Scharer LO, et al. Lamotrigine as adjunct to paroxetine in acute depression: a placebo-controlled, double-blind study. *J Clin Psychiatry*. 2002 Apr;63(4):337-44. Source: *PubMed*
2457. Norris Susan L, Zhang X, Avenell A, et al. Pharmacotherapy for weight loss in adults with type 2 diabetes mellitus. *Cochrane Database of Systematic Reviews* 2005(1): Source: *The Cochrane Library*
2458. Norton KR, Sireling LI, Bhat AV, et al. A double-blind comparison of fluvoxamine, imipramine and placebo in depressed patients. *J Affect Disord*. 1984 Dec;7(3-4):297-308. Source: *PubMed*
2459. Norton PJ, Hope DA. Preliminary evaluation of a broad-spectrum cognitive-behavioral group therapy for anxiety. *J Behav Ther Exp Psychiatry*. 2005 Jun;36(2):79-97. Source: *PubMed*
2460. Nose M, Cipriani A, Furukawa TA, et al. Duloxetine versus other anti-depressive agents for depression. *Cochrane Database of Systematic Reviews*. 2007(2). Source: *Scopus*
2461. Novaretti JPT, Pompeo ACL, Arap S. Selective serotonin uptake inhibitor in the treatment of premature ejaculation. *Brazilian Journal of Urology*. 2002;28(2):116-22. Source: *EMBASE*
2462. Noveske FG, Hahn KR, Flynn RJ. Possible toxicity of combined fluoxetine and lithium. *Am J Psychiatry*. 1989 Nov;146(11):1515. Source: *PubMed*
2463. Novick JS, Stewart JW, Wisniewski SR, et al. Clinical and demographic features of atypical depression in outpatients with major depressive disorder: preliminary findings from STAR*D. *J Clin Psychiatry*. 2005 Aug;66(8):1002-11. Source: *PubMed*

2464. Novotny V, Faltus F. Tianeptine and fluoxetine in major depression: a 6-week randomised double-blind study. *Hum Psychopharmacol*. 2002 Aug;17(6):299-303. Source: *PubMed*
2465. Nowak G, Siwek M, Dudek D, et al. Effect of zinc supplementation on antidepressant therapy in unipolar depression: a preliminary placebo-controlled study. *Pol J Pharmacol*. 2003 Nov-Dec;55(6):1143-7. Source: *PubMed*
2466. Nulman I, Rovet J, Stewart DE, et al. Neurodevelopment of children exposed in utero to antidepressant drugs. *N Engl J Med*. 1997 Jan 23;336(4):258-62. Source: *PubMed*
2467. Nurnberg HG, Fava M, Gelenberg AJ, et al. Open-label sildenafil treatment of partial and non-responders to double-blind treatment in men with antidepressant-associated sexual dysfunction. *International Journal of Impotence Research*. 2007;19(2):167-75. Source: *EMBASE*
2468. Nurnberg HG, Hensley PL, Heiman JR, et al. Sildenafil treatment of women with antidepressant-associated sexual dysfunction: A randomized controlled trial. *JAMA Journal of the American Medical Association*. 2008;300(4):395-404. Source: *EMBASE*
2469. Nyhuis PW, Gastpar M, Scherbaum N. Opiate treatment in depression refractory to antidepressants and electroconvulsive therapy. *Journal of Clinical Psychopharmacology*. 2008;28(5):593-5. Source: *EMBASE*
2470. Nyth AL, Gottfries CG, Lyby K, et al. A controlled multicenter clinical study of citalopram and placebo in elderly depressed patients with and without concomitant dementia. *Acta Psychiatr Scand*. 1992 Aug;86(2):138-45. Source: *PubMed*
2471. Oakley F, Khin NA, Parks R, et al. Improvement in activities of daily living in elderly following treatment for post-bereavement depression. *Acta Psychiatr Scand*. 2002 Mar;105(3):231-4. Source: *PubMed*
2472. Obenchain RL, Robinson RL, Swindle RW. Cost-effectiveness inferences from bootstrap quadrant confidence levels: three degrees of dominance. *J Biopharm Stat*. 2005;15(3):419-36. Source: *PubMed*
2473. O'Brien L, Laporte A, Koren G. Estimating the economic costs of antidepressant discontinuation during pregnancy. *Canadian Journal of Psychiatry*. 2009;54(6):399-408. Source: *EMBASE*
2474. O'Brien SM. A possible role of recurrent major depression in risk of fracture. *Arch Intern Med*. 2007 Nov 26;167(21):2370; author reply -1. Source: *PubMed*
2475. O'Connor CM, Glassman AH, Harrison DJ. Pharmacoeconomic analysis of sertraline treatment of depression in patients with unstable angina or a recent myocardial infarction. *J Clin Psychiatry*. 2005 Mar;66(3):346-52. Source: *PubMed*
2476. O'Connor CM, Jiang W, Kuchibhatla M, et al. Safety and efficacy of sertraline for depression in patients with heart failure: Results of the SADHART-CHF (Sertraline against depression and heart disease in chronic heart failure) trial. *Journal of the American College of Cardiology* 2010;56(9):692-9. Source: *EMBASE*
2477. O'Flynn K, O'Keane V, Lucey JV, et al. Effect of fluoxetine on noradrenergic mediated growth hormone release: a double blind, placebo-controlled study. *Biol Psychiatry*. 1991 Aug 15;30(4):377-82. Source: *PubMed*
2478. Ohishi M, Kamijima K. A comparison of characteristics of depressed patients and efficacy of sertraline and amitriptyline between Japan and the West. *J Affect Disord*. 2002 Jul;70(2):165-73. Source: *PubMed*
2479. Ohman R, Hagg S, Carleborg L, et al. Excretion of paroxetine into breast milk. *J Clin Psychiatry*. 1999 Aug;60(8):519-23. Source: *PubMed*

2480. Ohrberg S, Christiansen PE, Severin B, et al. Paroxetine and imipramine in the treatment of depressive patients in psychiatric practice. *Acta Psychiatr Scand*. 1992 Dec;86(6):437-44. Source: *PubMed*
2481. Okada F, Okajima K. Increased sexual desire during fluvoxamine treatment. *Can J Psychiatry*. 2000 Oct;45(8):762-3. Source: *PubMed*
2482. O'Keane V, McLoughlin D, Dinan TG. D-fenfluramine-induced prolactin and cortisol release in major depression: response to treatment. *J Affect Disord*. 1992 Nov;26(3):143-50. Source: *PubMed*
2483. Oktem M, Eroglu D, Karahan HB, et al. Black cohosh and fluoxetine in the treatment of postmenopausal symptoms: A prospective, randomized trial. *Advances in Therapy (USA)*. 2007 02/01;24(Feb):448-61. Source: *PsycINFO*
2484. Okuda A, Kishi T, Okochi T, et al. Translin-associated factor X gene (TSNAX) may be associated with female major depressive disorder in the Japanese population. *Neuromolecular Med*. 2010 Mar;12(1):78-85. Source: *PubMed*
2485. Okuda A, Suzuki T, Kishi T, et al. Duration of untreated illness and antidepressant fluvoxamine response in major depressive disorder. *Psychiatry Clin Neurosci*. 2010 Jun;64(3):268-73. Source: *PubMed*
2486. Okumura T, Kishi T, Okochi T, et al. Genetic association analysis of functional polymorphisms in neuronal nitric oxide synthase 1 gene (NOS1) and mood disorders and fluvoxamine response in major depressive disorder in the Japanese population. *Neuropsychobiology*. 2010;61(2):57-63. Source: *PubMed*
2487. Olatunji BO, Feldman G, Smits JA, et al. Examination of the decline in symptoms of anxiety and depression in generalized anxiety disorder: impact of anxiety sensitivity on response to pharmacotherapy. *Depress Anxiety*. 2008;25(2):167-71. Source: *PubMed*
2488. Olfson M, Das AK, Gameroff MJ, et al. Bipolar depression in a low-income primary care clinic. *American Journal of Psychiatry*. 2005;162(11):2146-51. Source: *EMBASE*
2489. Olfson M, Marcus SC. A case-control study of antidepressants and attempted suicide during early phase treatment of major depressive episodes. *Journal of Clinical Psychiatry*. 2008;69(3):425-32. Source: *EMBASE*
2490. Olfson M, Marcus SC. National patterns in antidepressant medication treatment. *Arch Gen Psychiatry*. 2009 Aug;66(8):848-56. Source: *PubMed*
2491. Olfson M, Shaffer D. SSRI prescriptions and the rate of suicide. *American Journal of Psychiatry*. 2007;164(12):1907-8. Source: *Scopus*
2492. Olfson M, Wilner MT. A family case history of fluoxetine-induced skin reactions. *J Nerv Ment Dis*. 1991 Aug;179(8):504-5. Source: *PubMed*
2493. Olie JP, Gourion D, Montagne A, et al. Milnacipran and venlafaxine at flexible doses (up to 200 mg/day) in the outpatient treatment of adults with moderate-to-severe major depressive disorder: A 24-week randomized, double-blind exploratory study. *Neuropsychiatric Disease and Treatment*. 2010;6(1):71-9. Source: *EMBASE*
2494. Olie JP, Gunn KP, Katz E. A double-blind placebo-controlled multicentre study of sertraline in the acute and continuation treatment of major depression. *European Psychiatry*. 1997;12(1):34-41. Source: *EMBASE*
2495. Olié JP, Kasper S. Efficacy of agomelatine, a MT₁/MT₂ receptor agonist with 5-HT [sub]2C[sub] antagonistic properties, in major depressive disorder. *International Journal of Neuropsychopharmacology*. 2007 Oct, 2007;10(5):661-73. Source: *PsycINFO*

2496. Olie JP, Tonnoir B, Menard F, et al. A prospective study of escitalopram in the treatment of major depressive episodes in the presence or absence of anxiety. *Depress Anxiety*. 2007;24(5):318-24.
Source: *PubMed*
2497. Olivera AO. Sertraline and akathisia: spontaneous resolution. *Biol Psychiatry*. 1997 Jan 15;41(2):241-2.
Source: *PubMed*
2498. Olver JS, Burrows GD, Norman TR. The treatment of depression with different formulations of venlafaxine: a comparative analysis. *Hum Psychopharmacol*. 2004 Jan;19(1):9-16.
Source: *PubMed*
2499. Omori I, Watanabe N, Nakagawa A, et al. Fluvoxamine versus other anti-depressive agents for depression. *Cochrane Database of Systematic Reviews*. 2006(3).
Source: *Scopus*
2500. Omori Ichiro M, Wang J. Sulpiride versus placebo for schizophrenia. *Cochrane Database of Systematic Reviews* 2009(2):
Source: *The Cochrane Library*
2501. Omori Ichiro M, Watanabe N, Nakagawa A, et al. Fluvoxamine versus other anti-depressive agents for depression. *Cochrane Database of Systematic Reviews* 2010(3):
Source: *The Cochrane Library*
2502. Omori IM, Watanabe N, Nakagawa A, et al. Efficacy, tolerability and side-effect profile of fluvoxamine for major depression: Meta-analysis. *Journal of Psychopharmacology* 2009;23(5):539-50
Source: *PsycINFO*
2503. Onder E, Tural U. Faster response in depressive patients treated with fluoxetine alone than in combination with buspirone. *J Affect Disord*. 2003 Sep;76(1-3):223-7.
Source: *PubMed*
2504. Ong MK, Rubenstein LV. Wishing upon a STAR*D: the promise of ideal depression care by primary care providers. *Psychiatr Serv*. 2009 Nov;60(11):1460-2.
Source: *PubMed*
2505. Ontiveros A, Fontaine R, Elie R. Refractory depression: the addition of lithium to fluoxetine or desipramine. *Acta Psychiatr Scand*. 1991 Mar;83(3):188-92.
Source: *PubMed*
2506. Orengo CA, Kunik ME, Molinari V, et al. The use and tolerability of fluoxetine in geropsychiatric inpatients. *J Clin Psychiatry*. 1996 Jan;57(1):12-6.
Source: *PubMed*
2507. Orsel Donbak S, Turkcapar MH, Ozturk Kilic EZ, et al. Moclobemide and sertraline in the treatment of depressive disorders: a comparative study. *Acta Psychiatr Belg*. 1995 May-Jun;95(3):139-51.
Source: *PubMed*
2508. Ose BL, Pandurangi AK, Gorman JM. Delusional wife: a case of diagnostic ambiguity and treatment challenge. *J Psychiatr Pract*. 2005 May;11(3):205-11.
Source: *PubMed*
2509. Oslin DW. Treatment of late-life depression complicated by alcohol dependence. *Am J Geriatr Psychiatry*. 2005 Jun;13(6):491-500.
Source: *PubMed*
2510. Oslin DW, Streim JE, Katz IR, et al. Heuristic comparison of sertraline with nortriptyline for the treatment of depression in frail elderly patients. *Am J Geriatr Psychiatry*. 2000 Spring;8(2):141-9.
Source: *PubMed*
2511. Oslin DW, Ten Have TR, Streim JE, et al. Probing the safety of medications in the frail elderly: evidence from a randomized clinical trial of sertraline and venlafaxine in depressed nursing home residents. *J Clin Psychiatry*. 2003 Aug;64(8):875-82.
Source: *PubMed*
2512. Otani K, Yasui N, Kaneko S, et al. Trazodone treatment increases plasma prolactin concentrations in depressed patients. *Int Clin Psychopharmacol*. 1995 Jun;10(2):115-7.
Source: *PubMed*
2513. Otero FJ, Hernandez HC, Martinez AMJ, et al. Fluoxetine/benzazepam combination in the treatment of dysthymic disorders. *Ther Res Clin Exp*. 1994 May;55(5):519-31.
Source: *EMBASE*

2514. Othmer E, Othmer SC, Stern WC, et al. Long-term efficacy and safety of bupropion. *J Clin Psychiatry*. 1983 May;44(5 Pt 2):153-6. Source: *PubMed*
2515. Othmer SC, Othmer E, Preskorn SH, et al. Differential effect of amitriptyline and bupropion on primary and secondary depression: a pilot study. *J Clin Psychiatry*. 1988 Aug;49(8):310-2. Source: *PubMed*
2516. Otsubo T, Akimoto Y, Yamada H, et al. A comparative study of the efficacy and safety profiles between fluvoxamine and nortriptyline in Japanese patients with major depression. *Pharmacopsychiatry*. 2005 Jan;38(1):30-5. Source: *PubMed*
2517. Ott GE, Rao U, Lin KM, et al. Effect of treatment with bupropion on EEG sleep: relationship to antidepressant response. *Int J Neuropsychopharmacol*. 2004 Sep;7(3):275-81. Source: *PubMed*
2518. Ott GE, Rao U, Nuccio I, et al. Effect of bupropion-SR on REM sleep: relationship to antidepressant response. *Psychopharmacology (Berl)*. 2002 Dec;165(1):29-36. Source: *PubMed*
2519. Otte C, Hinkelmann K, Moritz S, et al. Modulation of the mineralocorticoid receptor as add-on treatment in depression: a randomized, double-blind, placebo-controlled proof-of-concept study. *J Psychiatr Res*. 2010 Apr;44(6):339-46. Source: *PubMed*
2520. Ottevanger EA. The efficacy of fluvoxamine in patients with severe depression. *Prog Neuropsychopharmacol Biol Psychiatry*. 1994 Jul;18(4):731-40. Source: *PubMed*
2521. Ottevanger EA. Fluvoxamine and clomipramine in depressed hospitalised patients: results from a randomised, double-blind study. *Encephale*. 1995 Jul-Aug;21(4):317-21. Source: *PubMed*
2522. Owens DK, Lohr KN, Atkins D, et al. AHRQ series paper 5: grading the strength of a body of evidence when comparing medical interventions--agency for healthcare research and quality and the effective health-care program. *J Clin Epidemiol*. 2010 May;63(5):513-23. Source: *PubMed*
2523. Owens MJ, Krulewicz S, Simon JS, et al. Estimates of serotonin and norepinephrine transporter inhibition in depressed patients treated with paroxetine or venlafaxine. *Neuropsychopharmacology* 2008;33(13):3201-12 Source: *PubMed*
2524. Oxman TE, Barrett JE, Sengupta A, et al. Status of minor depression or dysthymia in primary care following a randomized controlled treatment. *Gen Hosp Psychiatry*. 2001 Nov-Dec;23(6):301-10. Source: *PubMed*
2525. Oxman TE, Hull JG. Social support and treatment response in older depressed primary care patients. *J Gerontol B Psychol Sci Soc Sci*. 2001 Jan;56(1):P35-45. Source: *PubMed*
2526. Ozcanli T, Unsalver B, Ozdemir S, et al. Sertraline- and Mirtazapine-Induced Severe Neutropenia. *The American Journal of Psychiatry*. 2005 Jul, 2005;162(7):1386. Source: *PsycINFO*
2527. Ozdemir S, Yalug I, Aker AT. Serotonin syndrome associated with sertraline monotherapy at therapeutic doses. *Prog Neuropsychopharmacol Biol Psychiatry*. 2008 Apr 1;32(3):897-8. Source: *PubMed*
2528. Ozmenler NK, Karlidere T, Bozkurt A, et al. Mirtazapine augmentation in depressed patients with sexual dysfunction due to selective serotonin reuptake inhibitors. *Hum Psychopharmacol*. 2008 Jun;23(4):321-6. Source: *PubMed*
2529. Packer S, Berman SA. Serotonin syndrome precipitated by the monoamine oxidase inhibitor linezolid. *Am J Psychiatry*. 2007 Feb;164(2):346-7. Source: *PubMed*

2530. Paclt I, Slavicek J, Dohnalova A, et al. Electrocardiographic dose-dependent changes in prophylactic doses of dosulepine, lithium and citalopram. *Physiol Res.* 2003;52(3):311-7.
Source: *PubMed*
2531. Padala KP, Padala PR, Malloy T, et al. New onset multimodal hallucinations associated with mirtazapine: A case report. *International Psychogeriatrics.* 2010;22(5):837-9.
Source: *PsycINFO*
2532. Paddock S, Laje G, Charney D, et al. Association of GRIK4 with outcome of antidepressant treatment in the STAR*D cohort. *Am J Psychiatry.* 2007 Aug;164(8):1181-8.
Source: *PubMed*
2533. Pae C-U. Comments on 'Association study of the serotonin transporter promoter polymorphism and mirtazapine antidepressant response in major depressive disorder'. *Progress in Neuro-Psychopharmacology & Biological Psychiatry.* 2008 Feb, 2008;32(2):597-8.
Source: *PsycINFO*
2534. Pae CU, Bahk WM, Jon DI, et al. Effectiveness and tolerability of paroxetine controlled release (CR) in the treatment of major depressive disorder: an open-label, prospective, multi-center trial in Korea. *Hum Psychopharmacol.* 2007 Aug;22(6):351-9.
Source: *PubMed*
2535. Pae CU, Kim JJ, Lee CU, et al. Injured temporomandibular joint associated with fluoxetine-monotherapy-induced repeated yawning. *Gen Hosp Psychiatry.* 2003 May-Jun;25(3):217-8.
Source: *PubMed*
2536. Pae CU, Kim YJ, Won WY, et al. Paroxetine in the treatment of depressed patients with haematological malignancy: an open-label study. *Hum Psychopharmacol.* 2004 Jan;19(1):25-9.
Source: *PubMed*
2537. Pae CU, Lim HK, Ajwani N, et al. Extended-release formulation of venlafaxine in the treatment of post-traumatic stress disorder. *Expert Review of Neurotherapeutics.* 2007;7(6):603-15.
Source: *Scopus*
2538. Pae CU, Marks DM, Shah M, et al. Milnacipran: beyond a role of antidepressant. *Clin Neuropharmacol.* 2009 Nov-Dec;32(6):355-63.
Source: *PubMed*
2539. Pae CU, Park MH, Marks DM, et al. Desvenlafaxine, a serotonin-norepinephrine uptake inhibitor for major depressive disorder, neuropathic pain and the vasomotor symptoms associated with menopause. *Curr Opin Investig Drugs.* 2009 Jan;10(1):75-90.
Source: *PubMed*
2540. Pae CU, Patkar AA, Jun TY, et al. Aripiprazole augmentation for treatment of patients with inadequate antidepressants response. *Depression and Anxiety.* 2007;24(7):522-6.
Source: *EMBASE*
2541. Pae CU, Serretti A, Mandelli L, et al. Dysbindin associated with selective serotonin reuptake inhibitor antidepressant efficacy. *Pharmacogenetics and Genomics.* 2007;17(1):69-75.
Source: *EMBASE*
2542. Pae C-U, Drago A, Kim J-J, et al. TAAR6 variations possibly associated with antidepressant response and suicidal behavior. *Psychiatry Research.* 2010;180(1):20-4.
Source: *PsycINFO*
2543. Paige SR, Hendricks SE, Fitzpatrick DF, et al. Amplitude/intensity functions of auditory event-related potentials predict responsiveness to bupropion in major depressive disorder. *Psychopharmacol Bull.* 1995;31(2):243-8.
Source: *PubMed*
2544. Pakesch G, Dossenbach M. Efficacy and safety of fluoxetine versus clomipramine in the treatment of outpatients with depression in a clinical trial in private practice. *Wiener Klinische Wochenschrift.* 1991;103(6):176-82.
Source: *EMBASE*

2545. Pallanti S, Quercioli L, Bruscoli M. Response acceleration with mirtazapine augmentation of citalopram in obsessive-compulsive disorder patients without comorbid depression: a pilot study. *J Clin Psychiatry*. 2004 Oct;65(10):1394-9.
Source: *PubMed*
2546. Palomaki H, Kaste M, Berg A, et al. Prevention of poststroke depression: 1 year randomised placebo controlled double blind trial of mianserin with 6 month follow up after therapy. *J Neurol Neurosurg Psychiatry*. 1999 Apr;66(4):490-4.
Source: *PubMed*
2547. Pan JJ, Shen WW. Serotonin syndrome induced by low-dose venlafaxine. *Ann Pharmacother*. 2003 Feb;37(2):209-11.
Source: *PubMed*
2548. Pande AC, Birkett M, Fechner-Bates S, et al. Fluoxetine versus phenelzine in atypical depression. *Biol Psychiatry*. 1996 Nov 15;40(10):1017-20.
Source: *PubMed*
2549. Pande AC, Sayler ME. Severity of depression and response to fluoxetine. *Int Clin Psychopharmacol*. 1993 Winter;8(4):243-5.
Source: *PubMed*
2550. Pani Pier P, Vacca R, Trogu E, et al. Pharmacological treatment for depression during opioid agonist treatment for opioid dependence. *Cochrane Database of Systematic Reviews* 2010(9):
Source: *The Cochrane Library*
2551. Panzarino PJ, Jr., Xuan J. Economic evaluation of major selective serotonin-reuptake inhibitors in a managed care population. *Manag Care Interface*. 2001 Apr;14(4):59-65.
Source: *PubMed*
2552. Panzer MJ. Are SSRIs really more effective for anxious depression? *Ann Clin Psychiatry*. 2005 Jan-Mar;17(1):23-9.
Source: *PubMed*
2553. Panzer PE, Regan TS, Chiao E, et al. Implications of an SSRI generic step therapy pharmacy benefit design: an economic model in anxiety disorders. *Am J Manag Care*. 2005 Oct;11(12 Suppl):S370-9.
Source: *PubMed*
2554. Panzer PG, Fullilove MT. Belinda's puzzle: assembling the pieces of an illness. *Am J Psychiatry*. 1997 May;154(5):677-80.
Source: *PubMed*
2555. Papadimitriou GN, Theleritis CG, Papageorgiou CC, et al. Acute adverse cutaneous reaction after the concomitant use of venlafaxine and orphenadrine citrate plus paracetamol in a depressed patient. *J Eur Acad Dermatol Venereol*. 2006 Sep;20(8):1019.
Source: *PubMed*
2556. Papakostas GI. Dopaminergic-based pharmacotherapies for depression. *European Neuropsychopharmacology*. 2006;16(6):391-402.
Source: *Scopus*
2557. Papakostas GI, Chuzy SE, Sousa JL, et al. 5HT1A-mediated stimulation of cortisol release in major depression: use of non-invasive cortisol measurements to predict clinical response. *Eur Arch Psychiatry Clin Neurosci*. 2010 Mar;260(2):175-80.
Source: *PubMed*
2558. Papakostas GI, Clain A, Ameral VE, et al. Fluoxetine-clonazepam cotherapy for anxious depression: an exploratory, post-hoc analysis of a randomized, double blind study. *Int Clin Psychopharmacol* 2010;25(1):17-21
Source: *PubMed*
2559. Papakostas GI, Crawford CM, Scalia MJ, et al. Timing of clinical improvement and symptom resolution in the treatment of major depressive disorder. A replication of findings with the use of a double-blind, placebo-controlled trial of Hypericum perforatum versus fluoxetine. *Neuropsychobiology*. 2007;56(2-3):132-7.
Source: *PubMed*
2560. Papakostas GI, Fava M. Monoamine-based pharmacotherapy. *Biology of Depression: From Novel Insights to Therapeutic Strategies*. 2005:87-140.
Source: *Scopus*

2561. Papakostas GI, Homberger CH, Fava M. A meta-analysis of clinical trials comparing mirtazapine with selective serotonin reuptake inhibitors for the treatment of major depressive disorder. *J Psychopharmacol* 2008;22(8):843-8
Source: *PubMed*
2562. Papakostas GI, Iosifescu DV, Petersen T, et al. Serum cholesterol in the continuation phase of pharmacotherapy with fluoxetine in remitted major depressive disorder. *J Clin Psychopharmacol*. 2004 Aug;24(4):467-9.
Source: *PubMed*
2563. Papakostas GI, Kornstein SG, Clayton AH, et al. Relative antidepressant efficacy of bupropion and the selective serotonin reuptake inhibitors in major depressive disorder: gender-age interactions. *Int Clin Psychopharmacol* 2007;22(4):226-9
Source: *PubMed*
2564. Papakostas GI, McGrath P, Stewart J, et al. Psychic and somatic anxiety symptoms as predictors of response to fluoxetine in major depressive disorder. *Psychiatry Res*. 2008 Oct 30;161(1):116-20.
Source: *PubMed*
2565. Papakostas GI, Mischoulon D, Shyu I, et al. S-adenosyl methionine (SAME) augmentation of serotonin reuptake inhibitors for antidepressant nonresponders with major depressive disorder: A double-blind, randomized clinical trial. *American Journal of Psychiatry*. 2010;167(8):942-8.
Source: *EMBASE*
2566. Papakostas GI, Montgomery SA, Thase ME, et al. Comparing the rapidity of response during treatment of major depressive disorder with bupropion and the SSRIs: a pooled survival analysis of 7 double-blind, randomized clinical trials. *J Clin Psychiatry*. 2007 Dec;68(12):1907-12.
Source: *PubMed*
2567. Papakostas GI, Nutt DJ, Hallett LA, et al. Resolution of sleepiness and fatigue in major depressive disorder: A comparison of bupropion and the selective serotonin reuptake inhibitors. *Biol Psychiatry* 2006;60(12):1350-5
Source: *PubMed*
2568. Papakostas GI, Petersen T, Denninger JW, et al. Treatment-related adverse events and outcome in a clinical trial of fluoxetine for major depressive disorder. *Ann Clin Psychiatry*. 2003 Sep-Dec;15(3-4):187-92.
Source: *PubMed*
2569. Papakostas GI, Petersen T, Denninger JW, et al. Psychosocial functioning during the treatment of major depressive disorder with fluoxetine. *J Clin Psychopharmacol*. 2004 Oct;24(5):507-11.
Source: *PubMed*
2570. Papakostas GI, Petersen T, Hughes ME, et al. Anxiety and somatic symptoms as predictors of treatment-related adverse events in major depressive disorder. *Psychiatry Res*. 2004 May 30;126(3):287-90.
Source: *PubMed*
2571. Papakostas GI, Petersen T, Iosifescu DV, et al. Obesity among outpatients with major depressive disorder. *Int J Neuropsychopharmacol*. 2005 Mar;8(1):59-63.
Source: *PubMed*
2572. Papakostas GI, Petersen T, Mischoulon D, et al. Serum folate, vitamin B12, and homocysteine in major depressive disorder, Part 2: predictors of relapse during the continuation phase of pharmacotherapy. *J Clin Psychiatry*. 2004 Aug;65(8):1096-8.
Source: *PubMed*
2573. Papakostas GI, Petersen T, Mischoulon D, et al. Serum folate, vitamin B12, and homocysteine in major depressive disorder, Part 1: predictors of clinical response in fluoxetine-resistant depression. *J Clin Psychiatry*. 2004 Aug;65(8):1090-5.
Source: *PubMed*
2574. Papakostas GI, Petersen T, Worthington JJ, et al. A pilot, open study of sertraline in outpatients with treatment-resistant depression (TRD) or with a history of TRD who responded but later relapsed. *Int Clin Psychopharmacol*. 2003 Sep;18(5):293-6.
Source: *PubMed*

2575. Papakostas GI, Petersen TJ, Iosifescu DV, et al. Somatic symptoms as predictors of time to onset of response to fluoxetine in major depressive disorder. *J Clin Psychiatry*. 2004 Apr;65(4):543-6.
Source: *PubMed*
2576. Papakostas GI, Thase ME, Fava M, et al. Are Antidepressant Drugs That Combine Serotonergic and Noradrenergic Mechanisms of Action More Effective Than the Selective Serotonin Reuptake Inhibitors in Treating Major Depressive Disorder? A Meta-analysis of Studies of Newer Agents. *Biological Psychiatry* 2007;62(11):1217-27
Source: *Scopus*
2577. Papakostas GI, Trivedi MH, Alpert JE, et al. Efficacy of bupropion and the selective serotonin reuptake inhibitors in the treatment of anxiety symptoms in major depressive disorder: a meta-analysis of individual patient data from 10 double-blind, randomized clinical trials. *J Psychiatr Res*. 2008 Jan;42(2):134-40.
Source: *PubMed*
2578. Papakostas GI, Worthington JJ, 3rd, Iosifescu DV, et al. The combination of duloxetine and bupropion for treatment-resistant major depressive disorder. *Depress Anxiety*. 2006;23(3):178-81.
Source: *PubMed*
2579. Papakostas YG, Markianos M, Zervas IM, et al. Administration of citalopram before ECT: seizure duration and hormone responses. *J Ect*. 2000 Dec;16(4):356-60.
Source: *PubMed*
2580. Papiol S, Arias B, Gasto C, et al. Genetic variability at HPA axis in major depression and clinical response to antidepressant treatment. *J Affect Disord*. 2007 Dec;104(1-3):83-90.
Source: *PubMed*
2581. Parikh AR, Thatcher BT, Tamano EA, et al. Suicidal ideation associated with duloxetine use: a case series. *J Clin Psychopharmacol*. 2008 Feb;28(1):101-2.
Source: *PubMed*
2582. Parish SJ. Challenges in the identification and management of HSDD. *J Fam Pract*. 2009 Jul;58(7 Suppl Hypoactive):S31-2.
Source: *PubMed*
2583. Park YM, Lee HJ, Kang SG, et al. Tardive dyskinesia associated with long-term administration of escitalopram and itopride in major depressive disorder. *Prog Neuropsychopharmacol Biol Psychiatry*. 2009 Mar 17;33(2):380-1.
Source: *PubMed*
2584. Parker G. Differential effectiveness of newer and older antidepressants appears mediated by an age effect on the phenotypic expression of depression. *Acta Psychiatr Scand*. 2002 Sep;106(3):168-70.
Source: *PubMed*
2585. Parker G, Brotchie H, Parker K. Is combination olanzapine and antidepressant medication associated with a more rapid response trajectory than antidepressant alone? *American Journal of Psychiatry*. 2005;162(4):796-8.
Source: *EMBASE*
2586. Parker G, Malhi G. Are atypical antipsychotic drugs also atypical antidepressants? *Aust N Z J Psychiatry*. 2001 Oct;35(5):631-8.
Source: *PubMed*
2587. Parker G, Parker K, Austin MP, et al. Gender differences in response to differing antidepressant drug classes: two negative studies. *Psychol Med*. 2003 Nov;33(8):1473-7.
Source: *PubMed*
2588. Parker G, Tully L, Olley A, et al. SSRIs as mood stabilizers for Bipolar II Disorder? A proof of concept study. *J Affect Disord*. 2006 Jun;92(2-3):205-14.
Source: *PubMed*
2589. Parrino L, Spaggiari MC, Boselli M, et al. Clinical and polysomnographic effects of trazodone CR in chronic insomnia associated with dysthymia. *Psychopharmacology (Berl)*. 1994 Dec;116(4):389-95.
Source: *PubMed*
2590. Parry BL. Perimenopausal depression. *Am J Psychiatry*. 2008 Jan;165(1):23-7.
Source: *PubMed*

2591. Partonen T, Lonnqvist J. Moclobemide and fluoxetine in treatment of seasonal affective disorder. *J Affect Disord*. 1996 Nov 25;41(2):93-9.
Source: *PubMed*
2592. Partonen T, Sihvo S, Lonnqvist JK. Patients excluded from an antidepressant efficacy trial. *Journal Of Clinical Psychiatry*. 1996;57(12):572-5.
Source: *EMBASE*
2593. Pasco J. Emergency medicine. Is this a drug reaction? *Aust Fam Physician*. 1998 May;27(5):409.
Source: *PubMed*
2594. Paslakis G, Gilles M, Meyer-Lindenberg A, et al. Oral administration of the NMDA receptor antagonist S-ketamine as add-on therapy of depression: A case series. *Pharmacopsychiatry*. 2010;43(1):33-5.
Source: *EMBASE*
2595. Paslakis G, Luppá P, Gilles M, et al. Venlafaxine and mirtazapine treatment lowers serum concentrations of dehydroepiandrosterone-sulfate in depressed patients remitting during the course of treatment. *Journal of psychiatric research*. 2010;44(8):556-60.
Source: *EMBASE*
2596. Pasquini M, Biondi M, Costantini A, et al. Detection and treatment of depressive and anxiety disorders among cancer patients: feasibility and preliminary findings from a liaison service in an oncology division. *Depress Anxiety*. 2006;23(7):441-8.
Source: *PubMed*
2597. Patankar TF, Baldwin R, Mitra D, et al. Virchow-Robin space dilatation may predict resistance to antidepressant monotherapy in elderly patients with depression. *Journal of Affective Disorders*. 2007;97(1-3):265-70.
Source: *EMBASE*
2598. Patel V, Weiss HA, Chowdhary N, et al. Effectiveness of an intervention led by lay health counsellors for depressive and anxiety disorders in primary care in Goa, India (MANAS): a cluster randomised controlled trial. *Lancet*. 2010 Dec 18;376(9758):2086-95.
Source: *PubMed*
2599. Patkar AA, Masand PS, Pae CU, et al. A randomized, double-blind, placebo-controlled trial of augmentation with an extended release formulation of methylphenidate in outpatients with treatment-resistant depression. *Journal of Clinical Psychopharmacology*. 2006;26(6):653-6.
Source: *EMBASE*
2600. Paton C, Ferrier IN. SSRIs and gastrointestinal bleeding. *Bmj*. 2005 Sep 10;331(7516):529-30.
Source: *PubMed*
2601. Patris M, Bouchard JM, Bougerol T, et al. Citalopram versus fluoxetine: a double-blind, controlled, multicentre, phase III trial in patients with unipolar major depression treated in general practice. *Int Clin Psychopharmacol*. 1996 Jun;11(2):129-36.
Source: *PubMed*
2602. Patten CA, Rummans TA, Croghan IT, et al. Development of depression during placebo-controlled trials of bupropion for smoking cessation: case reports. *J Clin Psychiatry*. 1999 Jul;60(7):436-41.
Source: *PubMed*
2603. Patten SB, Wang JL, Williams JVA, et al. Frequency of antidepressant use in relation to recent and past major depressive episodes. *Canadian Journal of Psychiatry*. 2010;55(8):532-5.
Source: *EMBASE*
2604. Paykel ES, Scott J, Teasdale JD, et al. Prevention of relapse in residual depression by cognitive therapy: a controlled trial. *Arch Gen Psychiatry*. 1999 Sep;56(9):829-35.
Source: *PubMed*
2605. Pearlstein TB, Stone AB. Long-term fluoxetine treatment of late luteal phase dysphoric disorder. *J Clin Psychiatry*. 1994 Aug;55(8):332-5.
Source: *PubMed*
2606. Pearson HJ. Interaction of fluoxetine with carbamazepine. *J Clin Psychiatry*. 1990 Mar;51(3):126.
Source: *PubMed*

2607. Pedersen AG. Escitalopram and suicidality in adult depression and anxiety. *Int Clin Psychopharmacol*. 2005 May;20(3):139-43. Source: *PubMed*
2608. Pedersen AG. Citalopram and suicidality in adult major depression and anxiety disorders. *Nordic Journal of Psychiatry* 2006;60(5):392-9 Source: *Scopus*
2609. Pedersen LH, Henriksen TB, Olsen J. Fetal exposure to antidepressants and normal milestone development at 6 and 19 months of age. *Pediatrics*. 2010;125(3):e600-e8. Source: *EMBASE*
2610. Pedersen LH, Henriksen TB, Vestergaard M, et al. Selective serotonin reuptake inhibitors in pregnancy and congenital malformations: population based cohort study. *Bmj*. 2009;339:b3569. Source: *PubMed*
2611. Pedersen OL, Kragh-Sorensen P, Bjerre M, et al. Citalopram, a selective serotonin reuptake inhibitor: clinical antidepressive and long-term effect--a phase II study. *Psychopharmacology (Berl)*. 1982;77(3):199-204. Source: *PubMed*
2612. Peeters F, Berkhof J, Rottenberg J, et al. Ambulatory emotional reactivity to negative daily life events predicts remission from major depressive disorder. *Behaviour Research and Therapy*. 2010;48(8):754-60. Source: *EMBASE*
2613. Pelicier Y, Schaeffer P. A multi-centre, double-blind study to compare the efficacy and tolerability of paroxetine and clomipramine in elderly patients with reactive depression. <ORIGINAL> ETUDE MULTICENTRIQUE EN DOUBLE AVEUGLE COMPARENT L'EFFICACITE ET LA TOLERANCE DE LA PAROXETINE ET DE LA CLOMIPRAMINE DANS LA DEPRESSION REACTIONNELLE DU SUJET AGE. *Encephale*. 1993;19(3):257-61. Source: *EMBASE*
2614. Pelton GH, Harper OL, Tabert MH, et al. Randomized double-blind placebo-controlled donepezil augmentation in antidepressant-treated elderly patients with depression and cognitive impairment: a pilot study. *Int J Geriatr Psychiatry*. 2008 Jul;23(7):670-6. Source: *PubMed*
2615. Perahia DG, Gilaberte I, Wang F, et al. Duloxetine in the prevention of relapse of major depressive disorder: double-blind placebo-controlled study. *Br J Psychiatry* 2006;188346-53 Source: *PubMed*
2616. Perahia DG, Kajdasz DK, Desai D, et al. Symptoms following abrupt discontinuation of duloxetine treatment in patients with major depressive disorder. *J Affect Disord*. 2005 Dec;89(1-3):207-12. Source: *PubMed*
2617. Perahia DG, Kajdasz DK, Royer MG, et al. Duloxetine in the treatment of major depressive disorder: an assessment of the relationship between outcomes and episode characteristics. *Int Clin Psychopharmacol* 2006;21(5):285-95 Source: *PubMed*
2618. Perahia DG, Kajdasz DK, Walker DJ, et al. Duloxetine 60 mg once daily in the treatment of milder major depressive disorder. *Int J Clin Pract* 2006;60(5):613-20 Source: *PubMed*
2619. Perahia DG, Maina G, Thase ME, et al. Duloxetine in the prevention of depressive recurrences: a randomized, double-blind, placebo-controlled trial. *J Clin Psychiatry* 2009;70(5):706-16 Source: *PubMed*
2620. Perahia DG, Pritchett YL, Kajdasz DK, et al. A randomized, double-blind comparison of duloxetine and venlafaxine in the treatment of patients with major depressive disorder. *J Psychiatr Res* 2008;42(1):22-34 Source: *PubMed*

2621. Perahia DG, Quail D, Desai D, et al. Switching to duloxetine from selective serotonin reuptake inhibitor antidepressants: a multicenter trial comparing 2 switching techniques. *J Clin Psychiatry*. 2008 Jan;69(1):95-105.
Source: *PubMed*
2622. Perahia DG, Quail D, Desai D, et al. Switching to duloxetine in selective serotonin reuptake inhibitor non- and partial-responders: effects on painful physical symptoms of depression. *J Psychiatr Res*. 2009 Feb;43(5):512-8.
Source: *PubMed*
2623. Perahia DG, Quail D, Gandhi P, et al. A randomized, controlled trial of duloxetine alone vs. duloxetine plus a telephone intervention in the treatment of depression. *J Affect Disord*. 2008 May;108(1-2):33-41.
Source: *PubMed*
2624. Perahia DG, Wang F, Mallinckrodt CH, et al. Duloxetine in the treatment of major depressive disorder: a placebo- and paroxetine-controlled trial. *Eur Psychiatry* 2006;21(6):367-78
Source: *PubMed*
2625. Perahia DGS, Pritchett YL, Desai D, et al. Efficacy of duloxetine in painful symptoms: An analgesic or antidepressant effect? *International Clinical Psychopharmacology*. 2006 Nov, 2006;21(6):311-7.
Source: *PsycINFO*
2626. Perez A, Ashford JJ. A double-blind, randomized comparison of fluvoxamine with mianserin in depressive illness. *Curr Med Res Opin*. 1990;12(4):234-41.
Source: *PubMed*
2627. Perez V, Bel N, Celada P, et al. Relationship between blood serotonergic variables, melancholic traits, and response to antidepressant treatments. *J Clin Psychopharmacol*. 1998 Jun;18(3):222-30.
Source: *PubMed*
2628. Perez V, Puigdemont D, Gilaberte I, et al. Augmentation of fluoxetine's antidepressant action by pindolol: analysis of clinical, pharmacokinetic, and methodologic factors. *J Clin Psychopharmacol*. 2001 Feb;21(1):36-45.
Source: *PubMed*
2629. Perez V, Soler J, Puigdemont D, et al. A double-blind, randomized, placebo-controlled trial of pindolol augmentation in depressive patients resistant to serotonin reuptake inhibitors. *Grup de Recerca en Trastorns Afectius. Arch Gen Psychiatry*. 1999 Apr;56(4):375-9.
Source: *PubMed*
2630. Perlis RH, Adams DH, Fijal B, et al. Genetic association study of treatment response with olanzapine/fluoxetine combination or lamotrigine in bipolar I depression. *Journal of Clinical Psychiatry*. 2010;71(5):599-605.
Source: *EMBASE*
2631. Perlis RH, Alpert J, Nierenberg AA, et al. Clinical and sociodemographic predictors of response to augmentation, or dose increase among depressed outpatients resistant to fluoxetine 20 mg/day. *Acta Psychiatr Scand*. 2003 Dec;108(6):432-8.
Source: *PubMed*
2632. Perlis RH, Beasley CM, Jr., Wines JD, Jr., et al. Treatment-associated suicidal ideation and adverse effects in an open, multicenter trial of fluoxetine for major depressive episodes. *Psychother Psychosom*. 2007;76(1):40-6.
Source: *PubMed*
2633. Perlis RH, Fava M, Trivedi MH, et al. Irritability is associated with anxiety and greater severity, but not bipolar spectrum features, in major depressive disorder. *Acta Psychiatr Scand*. 2009 Apr;119(4):282-9.
Source: *PubMed*
2634. Perlis RH, Fijal B, Adams DH, et al. Variation in catechol-O-methyltransferase is associated with duloxetine response in a clinical trial for major depressive disorder. *Biol Psychiatry*. 2009 May 1;65(9):785-91.
Source: *PubMed*
2635. Perlis RH, Fijal B, Dharia S, et al. Failure to replicate genetic associations with antidepressant treatment response in duloxetine-treated patients. *Biol Psychiatry*. 2010 Jun 1;67(11):1110-3.
Source: *PubMed*

2636. Perlis RH, Fraguas R, Fava M, et al. Prevalence and clinical correlates of irritability in major depressive disorder: a preliminary report from the Sequenced Treatment Alternatives to Relieve Depression study. *J Clin Psychiatry*. 2005 Feb;66(2):159-66; quiz 47, 273-4.
Source: *PubMed*
2637. Perlis RH, Iosifescu DV, Alpert J, et al. Effect of medical comorbidity on response to fluoxetine augmentation or dose increase in outpatients with treatment-resistant depression. *Psychosomatics*. 2004 May-Jun;45(3):224-9.
Source: *PubMed*
2638. Perlis RH, Moorjani P, Fagerness J, et al. Pharmacogenetic analysis of genes implicated in rodent models of antidepressant response: association of TREK1 and treatment resistance in the STAR(*)D study. *Neuropsychopharmacology*. 2008 Nov;33(12):2810-9.
Source: *PubMed*
2639. Perlis RH, Nierenberg AA, Alpert JE, et al. Effects of adding cognitive therapy to fluoxetine dose increase on risk of relapse and residual depressive symptoms in continuation treatment of major depressive disorder. *J Clin Psychopharmacol*. 2002 Oct;22(5):474-80.
Source: *PubMed*
2640. Perlis RH, Perlis CS, Wu Y, et al. Industry sponsorship and financial conflict of interest in the reporting of clinical trials in psychiatry. *American Journal of Psychiatry*. 2005;162(10):1957-60.
Source: *Scopus*
2641. Perlis RH, Purcell S, Fava M, et al. Association between treatment-emergent suicidal ideation with citalopram and polymorphisms near cyclic adenosine monophosphate response element binding protein in the STAR*D study. *Arch Gen Psychiatry*. 2007 Jun;64(6):689-97.
Source: *PubMed*
2642. Perna G, Favaron E, Di Bella D, et al. Antipanic efficacy of paroxetine and polymorphism within the promoter of the serotonin transporter gene. *Neuropsychopharmacology*. 2005;30(12):2230-5.
Source: *Scopus*
2643. Perroud N, Aitchison KJ, Uher R, et al. Genetic predictors of increase in suicidal ideation during antidepressant treatment in the GENDEP project. *Neuropsychopharmacology*. 2009 Nov;34(12):2517-28.
Source: *PubMed*
2644. Perroud N, Uher R, Hauser J, et al. History of suicide attempts among patients with depression in the GENDEP project. *J Affect Disord*. 2010 Jun;123(1-3):131-7.
Source: *PubMed*
2645. Perry EB, Berman RM, Sanacora G, et al. Pindolol augmentation in depressed patients resistant to selective serotonin reuptake inhibitors: a double-blind, randomized, controlled trial. *J Clin Psychiatry*. 2004 Feb;65(2):238-43.
Source: *PubMed*
2646. Perry PJ, Garvey MJ, Kelly MW, et al. A comparative trial of fluoxetine versus trazodone in outpatients with major depression. *J Clin Psychiatry*. 1989 Aug;50(8):290-4.
Source: *PubMed*
2647. Perry R, Cassagnol M. Desvenlafaxine: A new serotonin-norepinephrine reuptake inhibitor for the treatment of adults with major depressive disorder. *Clinical Therapeutics*. 2009;31(SUPPL. 1):1374-404.
Source: *Scopus*
2648. Perse TL, Greist JH, Jefferson JW, et al. Fluvoxamine treatment of obsessive-compulsive disorder. *Am J Psychiatry*. 1987 Dec;144(12):1543-8.
Source: *PubMed*
2649. Persky S, Reinus JF. Sertraline hepatotoxicity: a case report and review of the literature on selective serotonin reuptake inhibitor hepatotoxicity. *Dig Dis Sci*. 2003 May;48(5):939-44.
Source: *PubMed*

2650. Perugi G, Frare F, Toni C, et al. Open-label evaluation of venlafaxine sustained release in outpatients with generalized anxiety disorder with comorbid major depression or dysthymia: effectiveness, tolerability and predictors of response. *Neuropsychobiology*. 2002;46(3):145-9.
Source: *PubMed*
2651. Perugi G, Frare F, Toni C, et al. Adjunctive valproate in panic disorder patients with comorbid bipolar disorder or otherwise resistant to standard antidepressants: A 3-year "open" follow-up study. *European Archives of Psychiatry and Clinical Neuroscience*. 2010;260(7):553-60.
Source: *EMBASE*
2652. Perugi G, Romano A, Tusini G. Short-term and long-term treatment in depressive syndromes: Focus on antidepressants tolerability. *Trattamento farmacologico a breve e lungo termine nelle sindromi depressive: Focus sulla tollerabilità degli antidepressivi*. 2007;13(3):378-86.
Source: *Scopus*
2653. Peselow ED, Robins CJ, Sanfilippo MP, et al. Sociotropy and autonomy: relationship to antidepressant drug treatment response and endogenous-nonendogenous dichotomy. *J Abnorm Psychol*. 1992 Aug;101(3):479-86.
Source: *PubMed*
2654. Peselow ED, Stanley M, Filippi AM, et al. The predictive value of the dexamethasone suppression test. A placebo-controlled study. *Br J Psychiatry*. 1989 Nov;155:667-72.
Source: *PubMed*
2655. Peters UH, Lenhard P, Metz M. Therapy of depression in the psychiatrist's office - A double-blind multicenter study. *Nervenheilkunde*. 1990;9(1):28-31.
Source: *EMBASE*
2656. Petersen T, Harley R, Papakostas GI, et al. Continuation cognitive-behavioural therapy maintains attributional style improvement in depressed patients responding acutely to fluoxetine. *Psychol Med*. 2004 Apr;34(3):555-61.
Source: *PubMed*
2657. Petersen T, Hughes M, Papakostas GI, et al. Treatment-resistant depression and Axis II comorbidity. *Psychother Psychosom*. 2002 Sep-Oct;71(5):269-74.
Source: *PubMed*
2658. Petersen T, Papakostas GI, Pasternak MA, et al. Empirical testing of two models for staging antidepressant treatment resistance. *Journal of Clinical Psychopharmacology*. 2005;25(4):336-41.
Source: *Scopus*
2659. Petersen TJ. Enhancing the efficacy of antidepressants with psychotherapy. *Journal of Psychopharmacology*. 2006 May, 2006;20(3):19-28.
Source: *PsycINFO*
2660. Petersen TJ, Pava JA, Buchin J, et al. The role of cognitive-behavioral therapy and fluoxetine in prevention of recurrence of major depressive disorder. *Cognitive Therapy and Research*. 2010;34(1):13-23.
Source: *PsycINFO*
2661. Peterson TJ, Feldman G, Harley R, et al. Extreme response style in recurrent and chronically depressed patients: change with antidepressant administration and stability during continuation treatment. *J Consult Clin Psychol*. 2007 Feb;75(1):145-53.
Source: *PubMed*
2662. Petracca GM, Chemerinski E, Starkstein SE. A double-blind, placebo-controlled study of fluoxetine in depressed patients with Alzheimer's disease. *Int Psychogeriatr*. 2001 Jun;13(2):233-40.
Source: *PubMed*
2663. Petrakis I, Carroll KM, Nich C, et al. Fluoxetine treatment of depressive disorders in methadone-maintained opioid addicts. *Drug Alcohol Depend*. 1998 May 1;50(3):221-6.
Source: *PubMed*
2664. Pettinati HM, Oslin DW, Kampman KM, et al. A double-blind, placebo-controlled trial combining sertraline and naltrexone for treating co-occurring depression and alcohol dependence. *Am J Psychiatry*. 2010;167(6):668-75
Source: *PubMed*

2665. Pettinati HM, Volpicelli JR, Luck G, et al. Double-blind clinical trial of sertraline treatment for alcohol dependence. *J Clin Psychopharmacol*. 2001 Apr;21(2):143-53. Source: *PubMed*
2666. Pezard L, Nandrino JL, Renault B, et al. Depression as a dynamical disease. *Biol Psychiatry*. 1996 Jun 15;39(12):991-9. Source: *PubMed*
2667. Phanjoo A. The elderly depressed and treatment with fluvoxamine. *Int Clin Psychopharmacol*. 1991 Dec;6 Suppl 3:33-7; discussion 7-9. Source: *PubMed*
2668. Phanjoo AL, Wonnacott S, Hodgson A. Double-blind comparative multicentre study of fluvoxamine and mianserin in the treatment of major depressive episode in elderly people. *Acta Psychiatr Scand*. 1991 Jun;83(6):476-9. Source: *PubMed*
2669. Phelps JR. Agitated dysphoria after late-onset loss of response to antidepressants: a case report. *J Affect Disord*. 2005 Jun;86(2-3):277-80. Source: *PubMed*
2670. Philipp M, Tiller JW, Baier D, et al. Comparison of moclobemide with selective serotonin reuptake inhibitors (SSRIs) on sexual function in depressed adults. The Australian and German Study Groups. *Eur Neuropsychopharmacol*. 2000 Sep;10(5):305-14. Source: *PubMed*
2671. Phillips KA, Dwight MM, McElroy SL. Efficacy and safety of fluvoxamine in body dysmorphic disorder. *J Clin Psychiatry*. 1998 Apr;59(4):165-71. Source: *PubMed*
2672. Phillips KA, McElroy SL, Keck PE, Jr., et al. Body dysmorphic disorder: 30 cases of imagined ugliness. *Am J Psychiatry*. 1993 Feb;150(2):302-8. Source: *PubMed*
2673. Piaggio G, Elbourne DR, Altman DG, et al. Reporting of noninferiority and equivalence randomized trials: an extension of the CONSORT statement. *Jama*. 2006 Mar 8;295(10):1152-60. Source: *PubMed*
2674. Pierson K, Addington D, Addington J, et al. Serum monitoring of antipsychotic drug levels during concomitant administration of sertraline and antipsychotic medication. *Can J Psychiatry*. 2006 Oct;51(11):715-8. Source: *PubMed*
2675. Pigott TA, Prakash A, Arnold LM, et al. Duloxetine versus escitalopram and placebo: an 8-month, double-blind trial in patients with major depressive disorder. *Curr Med Res Opin* 2007;23(6):1303-18 Source: *PubMed*
2676. Pilhatsch M, Wolf R, Winter C, et al. Comparison of paroxetine and amitriptyline as adjunct to lithium maintenance therapy in bipolar depression: A reanalysis of a randomized, double-blind study. *Journal of affective disorders*. 2010;126(3):453-7. Source: *EMBASE*
2677. Pillay SS, Renshaw PF, Bonello CM, et al. A quantitative magnetic resonance imaging study of caudate and lenticular nucleus gray matter volume in primary unipolar major depression: relationship to treatment response and clinical severity. *Psychiatry Res*. 1998 Dec 14;84(2-3):61-74. Source: *PubMed*
2678. Pillay SS, Yurgelun-Todd DA, Bonello CM, et al. A quantitative magnetic resonance imaging study of cerebral and cerebellar gray matter volume in primary unipolar major depression: relationship to treatment response and clinical severity. *Biol Psychiatry*. 1997 Jul 15;42(2):79-84. Source: *PubMed*
2679. Pini S, Amador XF, Dell'Osso L, et al. Treatment of depression with comorbid anxiety disorders: differential efficacy of paroxetine versus moclobemide. *Int Clin Psychopharmacol*. 2003 Jan;18(1):15-21. Source: *PubMed*

2680. Pinkofsky HB, Stone KD, Reeves RR. Serotonin, cigarettes, and nausea. *J Clin Psychopharmacol*. 1997 Dec;17(6):492. Source: *PubMed*
2681. Pinquart M, Duberstein PR, Lyness JM. Treatments for later-life depressive conditions: A meta-analytic comparison of pharmacotherapy and psychotherapy. *American Journal of Psychiatry*. 2006;163(9):1493-501. Source: *Scopus*
2682. Pinto C, Trivedi JK, Vankar GK, et al. An open-label multicentric study of the tolerability and response to escitalopram treatment in Indian patients with major depressive disorder. *J Indian Med Assoc*. 2007 Jul;105(7):364, 6, 8 passim. Source: *PubMed*
2683. Pinto-Meza A, Fernandez A, Serrano-Blanco A, et al. Adequacy of antidepressant treatment in Spanish primary care: A naturalistic six-month follow-up study. *Psychiatric Services*. 2008;59(1):78-83. Source: *EMBASE*
2684. Pintor L, Baillés E, Matrai S, et al. Efficiency of venlafaxine in patients with psychogenic nonepileptic seizures and anxiety and/or depressive disorders. *The Journal of neuropsychiatry and clinical neurosciences*. 2010;22(4):401-8. Source: *PsycINFO*
2685. Pitchot W, Ansseau M. Shock-like sensations associated with duloxetine discontinuation. *Ann Clin Psychiatry*. 2008 Jul-Sep;20(3):175. Source: *PubMed*
2686. Pittenger C, Naungayan C, Kendell SF, et al. Visual hallucinations from the addition of riluzole to memantine and bupropion. *J Clin Psychopharmacol*. 2006 Apr;26(2):218-20. Source: *PubMed*
2687. Pitts WM, Fann WE, Halaris AE, et al. Bupropion in depression: a tri-center placebo-controlled study. *J Clin Psychiatry*. 1983 May;44(5 Pt 2):95-100. Source: *PubMed*
2688. Pivac N, Muck-Seler D, Sagud M, et al. Long-term sertraline treatment and peripheral biochemical markers in female depressed patients. *Prog Neuropsychopharmacol Biol Psychiatry*. 2003 Aug;27(5):759-65. Source: *PubMed*
2689. Piwowarska J, Dryll K, Szelenberger W, et al. Cortisol level in men with major depressive disorder treated with fluoxetine or imipramine. *Acta Pol Pharm*. 2008 Jan-Feb;65(1):159-64. Source: *PubMed*
2690. Pjrek E, Willeit M, Praschak-Rieder N, et al. Treatment of seasonal affective disorder with duloxetine: an open-label study. *Pharmacopsychiatry*. 2008 May;41(3):100-5. Source: *PubMed*
2691. Pjrek E, Winkler D, Stastny J, et al. Escitalopram in seasonal affective disorder: results of an open trial. *Pharmacopsychiatry*. 2007 Jan;40(1):20-4. Source: *PubMed*
2692. Plesnicar BK. Efficacy and tolerability of venlafaxine extended release in patients with major depressive disorder. *Psychiatr Danub*. 2010 Sep;22(3):413-7. Source: *PubMed*
2693. Poelinger W, Haber H. Fluoxetine 40 mg vs maprotiline 75 mg in the treatment of outpatients with depressive disorders. *Int Clin Psychopharmacol*. 1989 Jan;4 Suppl 1:47-50. Source: *PubMed*
2694. Pohl R, Balon R, Jayaraman A, et al. Effect of fluoxetine, pemoline and placebo on heart period and QT variability in normal humans. *J Psychosom Res*. 2003 Sep;55(3):247-51. Source: *PubMed*
2695. Poirier MF, Boyer P. Venlafaxine and paroxetine in treatment-resistant depression. Double-blind, randomised comparison. *Br J Psychiatry*. 1999 Jul;175:12-6. Source: *PubMed*
2696. Poldinger W. Experiences with doxepin and trazodone in the therapy with outpatients suffering from depression. *Psychopathology*. 1984;17 Suppl 2:30-6. Source: *PubMed*

2697. Poldinger W, Calanchini B, Schwarz W. A functional-dimensional approach to depression: serotonin deficiency as a target syndrome in a comparison of 5-hydroxytryptophan and fluvoxamine. *Psychopathology*. 1991;24(2):53-81. Source: *PubMed*
2698. Poling J, Pruzinsky R, Kosten TR, et al. Clinical efficacy of citalopram alone or augmented with bupropion in methadone-stabilized patients. *Am J Addict*. 2007 May-Jun;16(3):187-94. Source: *PubMed*
2699. Pollack MH, Rapaport MH, Clary CM, et al. Sertraline treatment of panic disorder: response in patients at risk for poor outcome. *Journal Of Clinical Psychiatry*. 2000;61(12):922-7. Source: *EMBASE*
2700. Pollock BG, Ferrell RE, Mulsant BH, et al. Allelic variation in the serotonin transporter promoter affects onset of paroxetine treatment response in late-life depression. *Neuropsychopharmacology*. 2000 Nov;23(5):587-90. Source: *PubMed*
2701. Pollock BG, Laghrissi-Thode F, Wagner WR. Evaluation of platelet activation in depressed patients with ischemic heart disease after paroxetine or nortriptyline treatment. *J Clin Psychopharmacol*. 2000 Apr;20(2):137-40. Source: *PubMed*
2702. Pollock BG, Mulsant BH, Nebes R, et al. Serum anticholinergic activity in elderly depressed patients treated with paroxetine or nortriptyline. *Am J Psychiatry*. 1998 Aug;155(8):1110-2. Source: *PubMed*
2703. Pollock BG, Sweet RA, Kirshner M, et al. Bupropion plasma levels and CYP2D6 phenotype. *Ther Drug Monit*. 1996 Oct;18(5):581-5. Source: *PubMed*
2704. Polsky D, Onesirosan P, Bauer MS, et al. Duration of therapy and health care costs of fluoxetine, paroxetine, and sertraline in 6 health plans. *J Clin Psychiatry*. 2002 Feb;63(2):156-64. Source: *PubMed*
2705. Pompili M, Amador XF, Girardi P, et al. Suicide risk in schizophrenia: Learning from the past to change the future. *Annals of General Psychiatry*. 2007;6. Source: *Scopus*
2706. Pompili M, Baldessarini RJ, Tondo L, et al. Response to intravenous antidepressant treatment by suicidal vs. nonsuicidal depressed patients. *J Affect Disord*. 2010 Apr;122(1-2):154-8. Source: *PubMed*
2707. Pope HG, Jr., Amiaz R, Brennan BP, et al. Parallel-group placebo-controlled trial of testosterone gel in men with major depressive disorder displaying an incomplete response to standard antidepressant treatment. *Journal of Clinical Psychopharmacology*. 2010;30(2):126-34. Source: *PsycINFO*
2708. Pope HG, Jr., Keck PE, Jr., McElroy SL, et al. A placebo-controlled study of trazodone in bulimia nervosa. *J Clin Psychopharmacol*. 1989 Aug;9(4):254-9. Source: *PubMed*
2709. Pope HG, Jr., McElroy SL, Nixon RA. Possible synergism between fluoxetine and lithium in refractory depression. *Am J Psychiatry*. 1988 Oct;145(10):1292-4. Source: *PubMed*
2710. Poret AW, Neslusan C, Ricci JF, et al. Retrospective analysis of the health-care costs of bupropion sustained release in comparison with other antidepressants. *Value Health*. 2001 Sep-Oct;4(5):362-9. Source: *PubMed*
2711. Portella MJ, Marcos T, Rami L, et al. Residual cognitive impairment in late-life depression after a 12-month period follow-up. *Int J Geriatr Psychiatry*. 2003 Jul;18(7):571-6. Source: *PubMed*
2712. Porter RJ, Mulder RT, Joyce PR, et al. Tryptophan and tyrosine availability and response to antidepressant treatment in major depression. *J Affect Disord*. 2005 Jun;86(2-3):129-34. Source: *PubMed*

2713. Posey DJ, Guenin KD, Kohn AE, et al. A naturalistic open-label study of mirtazapine in autistic and other pervasive developmental disorders. *J Child Adolesc Psychopharmacol*. 2001 Fall;11(3):267-77.
Source: *PubMed*
2714. Posner K, Oquendo MA, Gould M, et al. Columbia Classification Algorithm of Suicide Assessment (C-CASA): Classification of suicidal events in the FDA's pediatric suicidal risk analysis of antidepressants. *American Journal of Psychiatry*. 2007;164(7):1035-43.
Source: *Scopus*
2715. Post RM, Altshuler LL, Frye MA, et al. Complexity of pharmacologic treatment required for sustained improvement in outpatients with bipolar disorder. *Journal of Clinical Psychiatry*. 2010;71(9):1176-86.
Source: *EMBASE*
2716. Post RM, Altshuler LL, Leverich GS, et al. Mood switch in bipolar depression: comparison of adjunctive venlafaxine, bupropion and sertraline. *Br J Psychiatry*. 2006 Aug;189:124-31.
Source: *PubMed*
2717. Posternak MA, Zimmerman M. Dual Reuptake Inhibitors Incur Lower Rates of Tachyphylaxis Than Selective Serotonin Reuptake Inhibitors: A Retrospective Study. *Journal of Clinical Psychiatry*. 2005 Jun; 2005;66(6):705-7.
Source: *PsycINFO*
2718. Postolache TT, Rosenthal RN, Hellerstein DJ, et al. Early augmentation of sertraline with methylphenidate. *J Clin Psychiatry*. 1999 Feb;60(2):123-4.
Source: *PubMed*
2719. Potluri K, Hou S. Obesity in Kidney Transplant Recipients and Candidates. *American Journal of Kidney Diseases*. 2010;56(1):143-56.
Source: *EMBASE*
2720. Prasad KP, Tharangani PG, Samaranyake CN. Recurrent relapses of depression in a patient established on sertraline after taking herbal medicinal mixtures--a herb-drug interaction? *J Psychopharmacol*. 2009 Mar;23(2):216-9.
Source: *PubMed*
2721. Prasher VP. Seizures associated with fluoxetine therapy. *Seizure*. 1993 Dec;2(4):315-7.
Source: *PubMed*
2722. Presecki P, Mihanovic M, Silic A, et al. Venlafaxine - quetiapine combination in the treatment of complicated clinical picture of enduring personality changes following PTSD in comorbidity with psychotic depression. *Psychiatr Danub*. 2010 Jun;22(2):360-2.
Source: *PubMed*
2723. Preskorn S. Targeted pharmacotherapy in depression management: comparative pharmacokinetics of fluoxetine, paroxetine and sertraline. *Int Clin Psychopharmacol*. 1994 Jun;9 Suppl 3:13-9.
Source: *PubMed*
2724. Preskorn SH. Antidepressant response and plasma concentrations of bupropion. *J Clin Psychiatry*. 1983 May;44(5 Pt 2):137-9.
Source: *PubMed*
2725. Preskorn SH. Pharmacokinetics of antidepressants: why and how they are relevant to treatment. *J Clin Psychiatry*. 1993 Sep;54 Suppl:14-34; discussion 55-6.
Source: *PubMed*
2726. Preskorn SH. Comparison of the tolerability of bupropion, fluoxetine, imipramine, nefazodone, paroxetine, sertraline, and venlafaxine. *J Clin Psychiatry*. 1995;56 Suppl 6:12-21.
Source: *PubMed*
2727. Preskorn SH. Reboxetine: a norepinephrine selective reuptake pump inhibitor. *J Psychiatr Pract*. 2004 Jan;10(1):57-63.
Source: *PubMed*
2728. Preskorn SH. Practical application of therapeutic drug monitoring: a tale of two patients. *J Psychiatr Pract*. 2008 Sep;14(5):301-6.
Source: *PubMed*
2729. Preskorn SH. Results of the STAR*D Study: Implications for Clinicians and Drug Developers. *Journal of Psychiatric Practice* January. 2009;15(1):45-9.
Source: *Handsearch*

2730. Preskorn SH, Baker B, Kolluri S, et al. An innovative design to establish proof of concept of the antidepressant effects of the NR2B subunit selective N-methyl-D-aspartate antagonist, CP-101,606, in patients with treatment-refractory major depressive disorder. *J Clin Psychopharmacol*. 2008 Dec;28(6):631-7.
Source: *PubMed*
2731. Preskorn SH, Nichols AI, Paul J, et al. Effect of desvenlafaxine on the cytochrome P450 2D6 enzyme system. *J Psychiatr Pract*. 2008 Nov;14(6):368-78.
Source: *PubMed*
2732. Preskorn SH, Othmer SC, Lai CW, et al. Tricyclic-induced electroencephalogram abnormalities and plasma drug concentrations. *J Clin Psychopharmacol*. 1984 Oct;4(5):262-4.
Source: *PubMed*
2733. Price LH, Charney DS, Heninger GR. Efficacy of lithium-tranylcypromine treatment in refractory depression. *Am J Psychiatry*. 1985 May;142(5):619-23.
Source: *PubMed*
2734. Pritchett YL, Marciniak MD, Corey-Lisle PK, et al. Use of effect size to determine optimal dose of duloxetine in major depressive disorder. *J Psychiatr Res*. 2007 Apr-Jun;41(3-4):311-8.
Source: *PubMed*
2735. Prospero-Garcia KA, Torres-Ruiz A, Ramirez-Bermudez J, et al. Fluoxetine-mirtazapine interaction may induce restless legs syndrome: report of 3 cases from a clinical trial. *J Clin Psychiatry*. 2006 Nov;67(11):1820.
Source: *PubMed*
2736. Prowler ML, Baldassano CF. Pramipexole in rapid cycling bipolar disorder: A case series. *Primary Psychiatry*. 2010;17(8):42-5.
Source: *EMBASE*
2737. Prukkanone B, Vos T, Burgess P, et al. Adherence to antidepressant therapy for major depressive patients in a psychiatric hospital in Thailand. *BMC Psychiatry*. 2010;10:64.
Source: *PubMed*
2738. Pukadan D, Antony J, Mohandas E, et al. Use of escitalopram in psychogenic excoriation. *Aust N Z J Psychiatry*. 2008 May;42(5):435-6.
Source: *PubMed*
2739. Purdon SE, Snaterse M. Selective serotonin reuptake inhibitor modulation of clozapine effects on cognition in schizophrenia. *Can J Psychiatry*. 1998 Feb;43(1):84-5.
Source: *PubMed*
2740. Pyne JM, Bullock D, Kaplan RM, et al. Health-related quality-of-life measure enhances acute treatment response prediction in depressed inpatients. *J Clin Psychiatry*. 2001 Apr;62(4):261-8.
Source: *PubMed*
2741. Qadir A, Haider N. Duloxetine withdrawal seizure. *Psychiatry*. 2006 Sep, 2006;3(9):10.
Source: *PsycINFO*
2742. Qaseem A, Snow V, Denberg TD, et al. Using second-generation antidepressants to treat depressive disorders: a clinical practice guideline from the American College of Physicians. *Ann Intern Med*. 2008 Nov 18;149(10):725-33.
Source: *PubMed*
2743. Quante A, Zeugmann S, Luborzewski A, et al. Aripiprazole as adjunct to a mood stabilizer and citalopram in bipolar depression: A randomized placebo-controlled pilot study. *Human Psychopharmacology*. 2010;25(2):126-32.
Source: *EMBASE*
2744. Quednow BB, Kuhn KU, Stelzenmuelle R, et al. Effects of serotonergic and noradrenergic antidepressants on auditory startle response in patients with major depression. *Psychopharmacology (Berl)*. 2004 Oct;175(4):399-406.
Source: *PubMed*
2745. Quilty LC, De Fruyt F, Rolland JP, et al. Dimensional personality traits and treatment outcome in patients with major depressive disorder. *J Affect Disord*. 2008 Jun;108(3):241-50.
Source: *PubMed*

2746. Quilty LC, Godfrey KM, Kennedy SH, et al. Harm avoidance as a mediator of treatment response to antidepressant treatment of patients with major depression. *Psychotherapy and Psychosomatics*. 2010;79(2):116-22. Source: *EMBASE*
2747. Quitkin FM, McGrath PJ, Stewart JW, et al. Remission rates with 3 consecutive antidepressant trials: effectiveness for depressed outpatients. *J Clin Psychiatry*. 2005 Jun;66(6):670-6. Source: *PubMed*
2748. Quitkin FM, Petkova E, McGrath PJ, et al. When should a trial of fluoxetine for major depression be declared failed? *Am J Psychiatry*. 2003 Apr;160(4):734-40. Source: *PubMed*
2749. Quitkin FM, Stewart JW, McGrath PJ, et al. Are there differences between women's and men's antidepressant responses? *Am J Psychiatry*. 2002 Nov;159(11):1848-54. Source: *PubMed*
2750. Rabkin JG, Wagner GJ, McElhiney MC, et al. Testosterone versus fluoxetine for depression and fatigue in HIV/AIDS: a placebo-controlled trial. *J Clin Psychopharmacol*. 2004 Aug;24(4):379-85. Source: *PubMed*
2751. Rabkin JG, Wagner GJ, Rabkin R. Fluoxetine treatment for depression in patients with HIV and AIDS: a randomized, placebo-controlled trial. *Am J Psychiatry*. 1999 Jan;156(1):101-7. Source: *PubMed*
2752. Rachid F, Golaz J, Bondolfi G, et al. Induction of a mixed depressive episode during rTMS treatment in a patient with refractory major depression. *World J Biol Psychiatry*. 2006;7(4):261-4. Source: *PubMed*
2753. Rahimi R, Nikfar S, Abdollahi M. Efficacy and tolerability of Hypericum perforatum in major depressive disorder in comparison with selective serotonin reuptake inhibitors: a meta-analysis. *Prog Neuropsychopharmacol Biol Psychiatry*. 2009 Feb 1;33(1):118-27. Source: *PubMed*
2754. Rahme E, Dasgupta K, Turecki G, et al. Risks of suicide and poisoning among elderly patients prescribed selective serotonin reuptake inhibitors: a retrospective cohort study. *J Clin Psychiatry*. 2008 Mar;69(3):349-57. Source: *PubMed*
2755. Raison CL, Woolwine BJ, Demetrashvili MF, et al. Paroxetine for prevention of depressive symptoms induced by interferon-alpha and ribavirin for hepatitis C. *Aliment Pharmacol Ther*. 2007 May 15;25(10):1163-74. Source: *PubMed*
2756. Raja M, Azzoni A. Are antidepressants warranted in the treatment of patients who present suicidal behavior? *Human Psychopharmacology*. 2008;23(8):661-8. Source: *EMBASE*
2757. Rajagopalan M. Comparison of venlafaxine and imipramine in depressive illness. *Acta Psychiatr Scand*. 1998 May;97(5):384-5. Source: *PubMed*
2758. Rajji TK, Mulsant BH, Lotrich FE, et al. Use of antidepressants in late-life depression. *Drugs and Aging*. 2008;25(10):841-53. Source: *Handsearch*
2759. Ramaekers JG, Ansseau M, Muntjewerff ND, et al. Considering the P450 cytochrome system as determining combined effects of antidepressants and benzodiazepines on actual driving performance of depressed outpatients. *Int Clin Psychopharmacol*. 1997 May;12(3):159-69. Source: *PubMed*
2760. Ramasubbu R. Minor strokes related to paroxetine discontinuation in an elderly subject: emergent adverse events. *Can J Psychiatry*. 2003 May;48(4):281-2. Source: *PubMed*
2761. Rampello L, Chiechio S, Nicoletti G, et al. Prediction of the response to citalopram and reboxetine in post-stroke depressed patients. *Psychopharmacology (Berl)*. 2004 Apr;173(1-2):73-8. Source: *PubMed*

2762. Ranieri P, Franzoni S, Rozzini R, et al. Venlafaxine-induced reset osmostat syndrome: case of a 79-year-old depressed woman. *J Geriatr Psychiatry Neurol.* 1997 Apr;10(2):75-8.
Source: *PubMed*
2763. Rao ML, Ruhmann S, Retey B, et al. Low plasma thyroid indices of depressed patients are attenuated by antidepressant drugs and influence treatment outcome. *Pharmacopsychiatry.* 1996 Sep;29(5):180-6.
Source: *PubMed*
2764. Rao U, Ott GE, Lin KM, et al. Effect of bupropion on nocturnal urinary free cortisol and its association with antidepressant response. *J Psychiatr Res.* 2005 Mar;39(2):183-90.
Source: *PubMed*
2765. Rao V, Spiro JR, Rosenberg PB, et al. An open-label study of escitalopram (Lexapro) for the treatment of 'Depression of Alzheimer's disease' (dAD). *Int J Geriatr Psychiatry.* 2006 Mar;21(3):273-4.
Source: *PubMed*
2766. Rapaport M, Coccaro E, Sheline Y, et al. A comparison of fluvoxamine and fluoxetine in the treatment of major depression. *J Clin Psychopharmacol.* 1996 Oct;16(5):373-8.
Source: *PubMed*
2767. Rapaport MH, Bose A, Zheng H. Escitalopram continuation treatment prevents relapse of depressive episodes. *J Clin Psychiatry.* 2004 Jan;65(1):44-9.
Source: *PubMed*
2768. Rapaport MH, Clary C, Fayyad R, et al. Quality-of-life impairment in depressive and anxiety disorders. *Am J Psychiatry.* 2005 Jun;162(6):1171-8.
Source: *PubMed*
2769. Rapaport MH, Judd LL. Minor depressive disorder and subsyndromal depressive symptoms: functional impairment and response to treatment. *J Affect Disord.* 1998 Mar;48(2-3):227-32.
Source: *PubMed*
2770. Rapaport MH, Lydiard RB, Pitts CD, et al. Low doses of controlled-release paroxetine in the treatment of late-life depression: a randomized, placebo-controlled trial. *J Clin Psychiatry* 2009;70(1):46-57
Source: *PubMed*
2771. Rapaport MH, Schneider LS, Dunner DL, et al. Efficacy of controlled-release paroxetine in the treatment of late-life depression. *J Clin Psychiatry.* 2003 Sep;64(9):1065-74.
Source: *PubMed*
2772. Raphael K, Tokeshi J. Hyponatremia associated with sertraline and fluoxetine: a case report. *Hawaii Med J.* 2002 Mar;61(3):46-7.
Source: *PubMed*
2773. Rapoport MJ, Chan F, Lanctot K, et al. An open-label study of citalopram for major depression following traumatic brain injury. *J Psychopharmacol.* 2008 Nov;22(8):860-4.
Source: *PubMed*
2774. Rapoport MJ, Mitchell RA, McCullagh S, et al. A randomized controlled trial of antidepressant continuation for major depression following traumatic brain injury. *J Clin Psychiatry* 2010;71(9):1125-30
Source: *PubMed*
2775. Rasanen P, Hakko H, Jokelainen J, et al. Outcome of different types of long-term antidepressant treatments: a 3-year follow-up study of 14182 patients. *J Affect Disord.* 1999 Sep;55(1):67-71.
Source: *PubMed*
2776. Rasgon NL, Altshuler LL, Fairbanks LA, et al. Estrogen replacement therapy in the treatment of major depressive disorder in perimenopausal women. *J Clin Psychiatry.* 2002;63 Suppl 7:45-8.
Source: *PubMed*
2777. Rasgon NL, Carter MS, Elman S, et al. Common treatment of polycystic ovarian syndrome and major depressive disorder: case report and review. *Curr Drug Targets Immune Endocr Metabol Disord.* 2002 Apr;2(1):97-102.
Source: *PubMed*

2778. Rasgon NL, Dunkin J, Fairbanks L, et al. Estrogen and response to sertraline in postmenopausal women with major depressive disorder: a pilot study. *J Psychiatr Res.* 2007 Apr-Jun;41(3-4):338-43.
Source: *PubMed*
2779. Raskin J, Goldstein DJ, Mallinckrodt CH, et al. Duloxetine in the long-term treatment of major depressive disorder. *J Clin Psychiatry.* 2003 Oct;64(10):1237-44.
Source: *PubMed*
2780. Raskin J, Wiltse CG, Dinkel JJ, et al. Safety and tolerability of duloxetine at 60 mg once daily in elderly patients with major depressive disorder. *J Clin Psychopharmacol* 2008;28(1):32-8
Source: *PubMed*
2781. Raskin J, Wiltse CG, Siegal A, et al. Efficacy of duloxetine on cognition, depression, and pain in elderly patients with major depressive disorder: an 8-week, double-blind, placebo-controlled trial. *Am J Psychiatry* 2007;164(6):900-9
Source: *PubMed*
2782. Raskin J, Xu JY, Kajdasz DK. Time to response for duloxetine 60 mg once daily versus placebo in elderly patients with major depressive disorder. *Int Psychogeriatr* 2008;20(2):309-27
Source: *PubMed*
2783. Rasmussen A, Lunde M, Poulsen DL, et al. A double-blind, placebo-controlled study of sertraline in the prevention of depression in stroke patients. *Psychosomatics.* 2003 May-Jun;44(3):216-21.
Source: *PubMed*
2784. Ratan DA. Fluoxetine and suicidal ideation. *J Clin Psychopharmacol.* 1997 Feb;17(1):61-2.
Source: *PubMed*
2785. Raue PJ, Schulberg HC, Heo M, et al. Patients' depression treatment preferences and initiation, adherence, and outcome: a randomized primary care study. *Psychiatr Serv* 2009;60(3):337-43
Source: *PubMed*
2786. Rausch JLJM, Fei Y J, Jun QL, Shendarkar N, Hobby HM, Ganapathy V, Leibach FH. Initial conditions of serotonin transporter kinetics and genotype: Influence on SSRI treatment trial outcome. *Psychiatry;Biological.*
Source: *EMBASE*
2787. Ravindran AV, Anisman H, Merali Z, et al. Treatment of primary dysthymia with group cognitive therapy and pharmacotherapy: clinical symptoms and functional impairments. *Am J Psychiatry.* 1999 Oct;156(10):1608-17.
Source: *PubMed*
2788. Ravindran AV, Charbonneau Y, Zaharia MD, et al. Efficacy and tolerability of venlafaxine in the treatment of primary dysthymia. *J Psychiatry Neurosci.* 1998 Nov;23(5):288-92.
Source: *PubMed*
2789. Ravindran AV, Chudzik J, Bialik RJ, et al. Platelet serotonin measures in primary dysthymia. *Am J Psychiatry.* 1994 Sep;151(9):1369-71.
Source: *PubMed*
2790. Ravindran AV, Griffiths J, Merali Z, et al. Lymphocyte subsets associated with major depression and dysthymia: modification by antidepressant treatment. *Psychosom Med.* 1995 Nov-Dec;57(6):555-63.
Source: *PubMed*
2791. Ravindran AV, Guelfi JD, Lane RM, et al. Treatment of dysthymia with sertraline: a double-blind, placebo-controlled trial in dysthymic patients without major depression. *J Clin Psychiatry.* 2000 Nov;61(11):821-7.
Source: *PubMed*
2792. Ravindran AV, Judge R, Hunter BN, et al. A double-blind, multicenter study in primary care comparing paroxetine and clomipramine in patients with depression and associated anxiety. Paroxetine Study Group. *J Clin Psychiatry.* 1997 Mar;58(3):112-8.
Source: *PubMed*

2793. Ravindran AV, Kennedy SH, O'Donovan MC, et al. Osmotic-release oral system methylphenidate augmentation of antidepressant monotherapy in major depressive disorder: Results of a double-blind, randomized, placebo-controlled trial. *Journal of Clinical Psychiatry*. 2008 Jan, 2008;69(1):87-94.
Source: *PsycINFO*
2794. Ravindran AV, Teehan MD, Bakish D, et al. The impact of sertraline, desipramine, and placebo on psychomotor functioning in depression. *Hum Psychopharmacol*. 1995;10(4):273-81.
Source: *EMBASE*
2795. Ravindran LN, Eisfeld BS, Kennedy SH. Combining mirtazapine and duloxetine in treatment-resistant depression improves outcomes and sexual function. *Journal of Clinical Psychopharmacology (USA)*. 2008 01/01;28(Jan):107-8.
Source: *PsycINFO*
2796. Rawls WN. Trazodone (Desyrel, Mead-Johnson Pharmaceutical Division). *Drug Intell Clin Pharm*. 1982 Jan;16(1):7-13.
Source: *PubMed*
2797. Rayner L, Price A, Evans A, et al. Antidepressants for depression in physically ill people. *Cochrane Database of Systematic Reviews* 2010(3):
Source: *The Cochrane Library*
2798. Razavi D, Allilaire JF, Smith M, et al. The effect of fluoxetine on anxiety and depression symptoms in cancer patients. *Acta Psychiatr Scand* 1996;94(3):205-10
Source: *PubMed*
2799. Razavi M, Barrash J, Paradiso S. A longitudinal study of transient epileptic amnesia. *Cognitive and Behavioral Neurology*. 2010;23(2):142-5.
Source: *EMBASE*
2800. Rechlin T. The effect of amitriptyline, doxepin, fluvoxamine, and paroxetine treatment on heart rate variability. *J Clin Psychopharmacol*. 1994 Dec;14(6):392-5.
Source: *PubMed*
2801. Rechlin T, Weis M, Claus D. Heart rate variability in depressed patients and differential effects of paroxetine and amitriptyline on cardiovascular autonomic functions. *Pharmacopsychiatry*. 1994 May;27(3):124-8.
Source: *PubMed*
2802. Reddy S, Kane C, Pitrosky B, et al. Clinical utility of desvenlafaxine 50 mg/d for treating MDD: a review of two randomized placebo-controlled trials for the practicing physician. *Curr Med Res Opin*. 2010 Jan;26(1):139-50.
Source: *PubMed*
2803. Reed SM, Glick JW. Fluoxetine and reactivation of the herpes simplex virus. *Am J Psychiatry*. 1991 Jul;148(7):949-50.
Source: *PubMed*
2804. Reimherr F, Amsterdam J, Dunner D, et al. Genetic polymorphisms in the treatment of depression: Speculations from an augmentation study using atomoxetine. *Psychiatry Research*. 2010;175(1-2):67-73.
Source: *EMBASE*
2805. Reimherr FW, Amsterdam JD, Quitkin FM, et al. Optimal length of continuation therapy in depression: a prospective assessment during long-term fluoxetine treatment. *Am J Psychiatry*. 1998 Sep;155(9):1247-53.
Source: *PubMed*
2806. Reimherr FW, Byerley WF, Ward MF, et al. Sertraline, a selective inhibitor of serotonin uptake, for the treatment of outpatients with major depressive disorder. *Psychopharmacol Bull*. 1988;24(1):200-5.
Source: *PubMed*
2807. Reimherr FW, Chouinard G, Cohn CK, et al. Antidepressant efficacy of sertraline: a double-blind, placebo- and amitriptyline-controlled, multicenter comparison study in outpatients with major depression. *J Clin Psychiatry*. 1990 Dec;51 Suppl B:18-27.
Source: *PubMed*
2808. Reimherr FW, Cunningham LA, Batey SR, et al. A multicenter evaluation of the efficacy and safety of 150 and 300 mg/d sustained-release bupropion tablets versus placebo in depressed outpatients. *Clin Ther*. 1998 May-Jun;20(3):505-16.
Source: *PubMed*

2809. Reimherr FW, Strong RE, Marchant BK, et al. Factors affecting return of symptoms 1 year after treatment in a 62-week controlled study of fluoxetine in major depression. *J Clin Psychiatry*. 2001;62 Suppl 22:16-23. Source: *PubMed*
2810. Reimherr FW, Wood DR, Byerley B, et al. Characteristics of responders to fluoxetine. *Psychopharmacol Bull*. 1984 Winter;20(1):70-2. Source: *PubMed*
2811. Reis M, Aberg-Wistedt A, Agren H, et al. Serum disposition of sertraline, N-desmethylsertraline and paroxetine: a pharmacokinetic evaluation of repeated drug concentration measurements during 6 months of treatment for major depression. *Hum Psychopharmacol*. 2004 Jul;19(5):283-91. Source: *PubMed*
2812. Reis M, Prochazka J, Sitsen A, et al. Inter- and intraindividual pharmacokinetic variations of mirtazapine and its N-demethyl metabolite in patients treated for major depressive disorder: a 6-month therapeutic drug monitoring study. *Ther Drug Monit*. 2005 Aug;27(4):469-77. Source: *PubMed*
2813. Remick RA, Campos PE, Misri S, et al. A comparison of the safety and efficacy of bupropion HCL and amitriptyline hcl in depressed outpatients. *Prog Neuropsychopharmacol Biol Psychiatry*. 1982;6(4-6):523-7. Source: *PubMed*
2814. Remick RA, Claman J, Reesal R, et al. Comparison of fluoxetine and desipramine in depressed outpatients. *Curr Ther Res Clin Exp*. 1993;53(5):457-65. Source: *EMBASE*
2815. Resler G, Lavie R, Campos J, et al. Effect of folic acid combined with fluoxetine in patients with major depression on plasma homocysteine and vitamin B12, and serotonin levels in lymphocytes. *Neuroimmunomodulation*. 2008;15(3):145-52. Source: *PubMed*
2816. Retz W, Maier S, Maris F, et al. Non-fatal mirtazapine overdose. *Int Clin Psychopharmacol*. 1998 Nov;13(6):277-9. Source: *PubMed*
2817. Revicki DA, Palmer CS, Phillips SD, et al. Acute medical costs of fluoxetine versus tricyclic antidepressants. A prospective multicentre study of antidepressant drug overdoses. *Pharmacoeconomics*. 1997 Jan;11(1):48-55. Source: *PubMed*
2818. Reynaert C, Parent M, Mirel J, et al. Moclobemide versus fluoxetine for a major depressive episode. *Psychopharmacology (Berl)*. 1995 Mar;118(2):183-7. Source: *PubMed*
2819. Reynolds CF, 3rd. Paroxetine treatment of depression in late life. *Psychopharmacol Bull*. 2003 Spring;37 Suppl 1:123-34. Source: *PubMed*
2820. Reynolds CF, 3rd, Dew MA, Pollock BG, et al. Maintenance treatment of major depression in old age. *N Engl J Med* 2006;354(11):1130-8 Source: *PubMed*
2821. Reynolds CF, 3rd, Frank E, Perel JM, et al. High relapse rate after discontinuation of adjunctive medication for elderly patients with recurrent major depression. *Am J Psychiatry*. 1996 Nov;153(11):1418-22. Source: *PubMed*
2822. Reynolds CF, 3rd, Smith GS, Dew MA, et al. Accelerating symptom-reduction in late-life depression: a double-blind, randomized, placebo-controlled trial of sleep deprivation. *Am J Geriatr Psychiatry*. 2005 May;13(5):353-8. Source: *PubMed*
2823. Reynolds Iii CF, Dew MA, Martire LM, et al. Treating depression to remission in older adults: A controlled evaluation of combined escitalopram with interpersonal psychotherapy versus escitalopram with depression care management. *International journal of geriatric psychiatry*. 2010;25(11):1134-41. Source: *EMBASE*

2824. RH P. Half Full or Half Empty? Lessons from STAR*D. Primary Psychiatry. 2007;14(1):44-5.
Source: *Handsearch*
2825. Ricca V, Mannucci E, Paionni A, et al. Venlafaxine versus fluoxetine in the treatment of atypical anorectic outpatients: a preliminary study. Eat Weight Disord. 1999 Mar;4(1):10-4.
Source: *PubMed*
2826. Richards S, Umbreit JN, Fanucchi MP, et al. Selective serotonin reuptake inhibitor-induced rhabdomyolysis associated with irinotecan. South Med J. 2003 Oct;96(10):1031-3.
Source: *PubMed*
2827. Richardson JS, Keegan DL, Bowen RC, et al. Verbal learning by major depressive disorder patients during treatment with fluoxetine or amitriptyline. Int Clin Psychopharmacol. 1994 Spring;9(1):35-40.
Source: *PubMed*
2828. Richou H, Ruimy P, Charbaut J, et al. A multicentre, double-blind, clomipramine-controlled efficacy and safety study of Org 3770. Hum Psychopharmacol. 1995;10(4):263-71.
Source: *EMBASE*
2829. Richter N, Juckel G, Assion HJ. Metabolic syndrome: A follow-up study of acute depressive inpatients. European Archives of Psychiatry and Clinical Neuroscience. 2010;260(1):41-9.
Source: *EMBASE*
2830. Rickels K, Amsterdam J, Clary C, et al. A placebo-controlled, double-blind, clinical trial of paroxetine in depressed outpatients. Acta Psychiatr Scand Suppl. 1989;350:117-23.
Source: *PubMed*
2831. Rickels K, Amsterdam J, Clary C, et al. The efficacy and safety of paroxetine compared with placebo in outpatients with major depression. J Clin Psychiatry. 1992 Feb;53 Suppl:30-2.
Source: *PubMed*
2832. Rickels K, Case WG. Trazodone in depressed outpatients. Am J Psychiatry. 1982 Jun;139(6):803-6.
Source: *PubMed*
2833. Rickels K, Derivan A, Entsuah R, et al. Rapid onset of antidepressant activity with venlafaxine treatment. Depression. 1995;3(3):146-53.
Source: *EMBASE*
2834. Rickels K, Montgomery SA, Tourian KA, et al. Desvenlafaxine for the prevention of relapse in major depressive disorder: results of a randomized trial. J Clin Psychopharmacol. 2010;30(1):18-24
Source: *PubMed*
2835. Rickels K, Pollack MH, Sheehan DV, et al. Efficacy of extended-release venlafaxine in nondepressed outpatients with generalized anxiety disorder. Am J Psychiatry. 2000 Jun;157(6):968-74.
Source: *PubMed*
2836. Rickels K, Schweizer E, Case WG, et al. Nefazodone in major depression: adjunctive benzodiazepine therapy and tolerability. J Clin Psychopharmacol. 1998 Apr;18(2):145-53.
Source: *PubMed*
2837. Rickels K, Schweizer E, Clary C, et al. Nefazodone and imipramine in major depression: a placebo-controlled trial. Br J Psychiatry. 1994 Jun;164(6):802-5.
Source: *PubMed*
2838. Rickels K, Smith WT, Glaudin V, et al. Comparison of two dosage regimens of fluoxetine in major depression. J Clin Psychiatry. 1985 Mar;46(3 Pt 2):38-41.
Source: *PubMed*
2839. Ried LD, Jia H, Cameon R, et al. Does prestroke depression impact poststroke depression and treatment? American Journal of Geriatric Psychiatry. 2010;18(7):624-33.
Source: *EMBASE*
2840. Rigonatti SP, Boggio PS, Myczkowski ML, et al. Transcranial direct stimulation and fluoxetine for the treatment of depression. Eur Psychiatry. 2008 Jan;23(1):74-6.
Source: *PubMed*

2841. Rihmer Z, Akiskal H. Do antidepressants t(h)reat(en) depressives? Toward a clinically judicious formulation of the antidepressant-suicidality FDA advisory in light of declining national suicide statistics from many countries. *J Affect Disord.* 2006 Aug;94(1-3):3-13.
Source: *PubMed*
2842. Robert P, Montgomery SA. Citalopram in doses of 20-60 mg is effective in depression relapse prevention: a placebo-controlled 6 month study. *Int Clin Psychopharmacol.* 1995 Mar;10 Suppl 1:29-35.
Source: *PubMed*
2843. Roberts RL, Joyce PR, Mulder RT, et al. A common P-glycoprotein polymorphism is associated with nortriptyline-induced postural hypotension in patients treated for major depression. *Pharmacogenomics J.* 2002;2(3):191-6.
Source: *PubMed*
2844. Roberts RL, Mulder RT, Joyce PR, et al. No evidence of increased adverse drug reactions in cytochrome P450 CYP2D6 poor metabolizers treated with fluoxetine or nortriptyline. *Hum Psychopharmacol.* 2004 Jan;19(1):17-23.
Source: *PubMed*
2845. Roberts SH, Bedson E, Hughes D, et al. Folate augmentation of treatment - evaluation for depression (FolATED): protocol of a randomised controlled trial. *BMC Psychiatry.* 2007;7:65.
Source: *PubMed*
2846. Robertson B, Wang L, Diaz MT, et al. Effect of bupropion extended release on negative emotion processing in major depressive disorder: a pilot functional magnetic resonance imaging study. *J Clin Psychiatry.* 2007 Feb;68(2):261-7.
Source: *PubMed*
2847. Robertson MM, Abou SMT, Harrison DA, et al. A double-blind controlled comparison of fluoxetine and lofepramine in major depressive illness. *Journal Of Psychopharmacology.* 1994;8(2):98-103.
Source: *EMBASE*
2848. Robinson DS, Roberts DL, Smith JM, et al. The safety profile of nefazodone. *J Clin Psychiatry.* 1996;57 Suppl 2:31-8.
Source: *PubMed*
2849. Robinson RG, Jorge RE, Moser DJ, et al. Escitalopram and problem-solving therapy for prevention of poststroke depression: a randomized controlled trial. *Jama.* 2008 May 28;299(20):2391-400.
Source: *PubMed*
2850. Robinson RG, Tenev V, Jorge RE. Citalopram for continuation therapy after repetitive transcranial magnetic stimulation in vascular depression. *Am J Geriatr Psychiatry.* 2009 Aug;17(8):682-7.
Source: *PubMed*
2851. Rocca P, Calvarese P, Faggiano F, et al. Citalopram versus sertraline in late-life nonmajor clinically significant depression: a 1-year follow-up clinical trial. *J Clin Psychiatry.* 2005 Mar;66(3):360-9.
Source: *PubMed*
2852. Rocca P, Fonzo V, Ravizza L, et al. A comparison of paroxetine and amisulpride in the treatment of dysthymic disorder. *J Affect Disord.* 2002 Aug;70(3):313-7.
Source: *PubMed*
2853. Rocca P, Marchiaro L, Rasetti R, et al. A comparison of paroxetine versus paroxetine plus amisulpride in the treatment of dysthymic disorder: efficacy and psychosocial outcomes. *Psychiatry Res.* 2002 Oct 10;112(2):145-52.
Source: *PubMed*
2854. Rocha FL, Hara C. Lamotrigine augmentation in unipolar depression. *Int Clin Psychopharmacol.* 2003 Mar;18(2):97-9.
Source: *PubMed*
2855. Rojas G, Fritsch R, Solis J, et al. Treatment of postnatal depression in low-income mothers in primary-care clinics in Santiago, Chile: a randomised controlled trial. *Lancet.* 2007 Nov 10;370(9599):1629-37.
Source: *PubMed*
2856. Rojo JE, Gibert K, Cobo J, et al. Onset of antidepressant action: a pharmacological question? *Hum Psychopharmacol.* 2005 Aug;20(6):425-33.
Source: *PubMed*

2857. Romeo E, Pompili E, di Michele F, et al. Effects of fluoxetine, indomethacine and placebo on 3 alpha, 5 alpha tetrahydroprogesterone (THP) plasma levels in uncomplicated alcohol withdrawal. *World J Biol Psychiatry*. 2000 Apr;1(2):101-4. Source: *PubMed*
2858. Romeo E, Strohle A, Spalletta G, et al. Effects of antidepressant treatment on neuroactive steroids in major depression. *Am J Psychiatry*. 1998 Jul;155(7):910-3. Source: *PubMed*
2859. Romeo R, Patel A, Knapp M, et al. The cost-effectiveness of mirtazapine versus paroxetine in treating people with depression in primary care. *Int Clin Psychopharmacol*. 2004 May;19(3):125-34. Source: *PubMed*
2860. Rooney A, Grant R. Pharmacological treatment of depression in patients with a primary brain tumour. *Cochrane Database of Systematic Reviews* 2010(3): Source: *The Cochrane Library*
2861. Roose SP. Tolerability and patient compliance. *J Clin Psychiatry*. 1999;60 Suppl 17:14-7; discussion 46-8. Source: *PubMed*
2862. Roose SP, Glassman AH, Attia E, et al. Comparative efficacy of selective serotonin reuptake inhibitors and tricyclics in the treatment of melancholia. *Am J Psychiatry*. 1994 Dec;151(12):1735-9. Source: *PubMed*
2863. Roose SP, Glassman AH, Attia E, et al. Cardiovascular effects of fluoxetine in depressed patients with heart disease. *Am J Psychiatry*. 1998 May;155(5):660-5. Source: *PubMed*
2864. Roose SP, Glassman AH, Giardina EG, et al. Cardiovascular effects of imipramine and bupropion in depressed patients with congestive heart failure. *J Clin Psychopharmacol*. 1987 Aug;7(4):247-51. Source: *PubMed*
2865. Roose SP, Laghrissi-Thode F, Kennedy JS, et al. Comparison of paroxetine and nortriptyline in depressed patients with ischemic heart disease. *Jama*. 1998 Jan 28;279(4):287-91. Source: *PubMed*
2866. Roose SP, Nelson JC, Salzman C, et al. Open-label study of mirtazapine orally disintegrating tablets in depressed patients in the nursing home. *Curr Med Res Opin*. 2003;19(8):737-46. Source: *PubMed*
2867. Roose SP, Sackeim HA, Krishnan KR, et al. Antidepressant pharmacotherapy in the treatment of depression in the very old: a randomized, placebo-controlled trial. *Am J Psychiatry*. 2004 Nov;161(11):2050-9. Source: *PubMed*
2868. Roose SP, Suthers KM. Antidepressant response in late-life depression. *J Clin Psychiatry*. 1998;59 Suppl 10:4-8. Source: *PubMed*
2869. Ropert R. Fluoxetine versus clomipramine in major depressive disorders. *Int Clin Psychopharmacol* 1989;4 Suppl 189-95 Source: *PubMed*
2870. Ros LT. A case of "double" depression under outpatient treatment conditions. *World J Biol Psychiatry*. 2004 Jul;5(3):161-3. Source: *PubMed*
2871. Rosa AR, Cruz N, Franco C, et al. Why do clinicians maintain antidepressants in some patients with acute mania? Hints from the European Mania in Bipolar longitudinal evaluation of medication (EMBLEM), a large naturalistic study. *Journal of Clinical Psychiatry*. 2010;71(8):1000-6. Source: *EMBASE*
2872. Roschke J, Wolf C, Muller MJ, et al. The benefit from whole body acupuncture in major depression. *J Affect Disord*. 2000 Jan-Mar;57(1-3):73-81. Source: *PubMed*
2873. Roscoe JA, Morrow GR, Hickok JT, et al. Effect of paroxetine hydrochloride (Paxil) on fatigue and depression in breast cancer patients receiving chemotherapy. *Breast Cancer Res Treat*. 2005 Feb;89(3):243-9. Source: *PubMed*

2874. Rosel P, Arranz B, Vallejo J, et al. Altered [3H]imipramine and 5-HT₂ but not [3H]paroxetine binding sites in platelets from depressed patients. *J Affect Disord.* 1999 Jan-Mar;52(1-3):225-33.
Source: *PubMed*
2875. Rosel P, Menchon JM, Vallejo J, et al. Platelet [3H]imipramine and [3H]paroxetine binding in depressed patients. *J Affect Disord.* 1997 Jun;44(1):79-85.
Source: *PubMed*
2876. Rosen J, Mulsant BH, Pollock BG. Sertraline in the treatment of minor depression in nursing home residents: a pilot study. *Int J Geriatr Psychiatry.* 2000 Feb;15(2):177-80.
Source: *PubMed*
2877. Rosenbaum JF, Fava M, Hoog SL, et al. Selective serotonin reuptake inhibitor discontinuation syndrome: a randomized clinical trial. *Biol Psychiatry.* 1998 Jul 15;44(2):77-87.
Source: *PubMed*
2878. Rosenbaum JF, Zajecka J. Clinical management of antidepressant discontinuation. *J Clin Psychiatry.* 1997;58 Suppl 7:37-40.
Source: *PubMed*
2879. Rosenberg C, Damsbo N, Fuglum E, et al. Citalopram and imipramine in the treatment of depressive patients in general practice. A Nordic multicentre clinical study. *Int Clin Psychopharmacol.* 1994 Mar;9 Suppl 1:41-8.
Source: *PubMed*
2880. Rosenberg C, Lauritzen L, Brix J, et al. Citalopram versus amitriptyline in elderly depressed patients with or without mild cognitive dysfunction: a danish multicentre trial in general practice. *Psychopharmacol Bull.* 2007;40(1):63-73.
Source: *PubMed*
2881. Rosenberg PB, Drye LT, Martin BK, et al. Sertraline for the treatment of depression in alzheimer disease. *American Journal of Geriatric Psychiatry* 2010;18(2):136-45
Source: *EMBASE*
2882. Rosenberg PB, Mielke MM, Lyketsos CG. Caregiver assessment of patients' depression in Alzheimer disease: longitudinal analysis in a drug treatment study. *Am J Geriatr Psychiatry.* 2005 Sep;13(9):822-6.
Source: *PubMed*
2883. Rosenstein DL, Takeshita J, Nelson JC. Fluoxetine-induced elevation and prolongation of tricyclic levels in overdose. *Am J Psychiatry.* 1991 Jun;148(6):807.
Source: *PubMed*
2884. Rosenthal J, Hemlock C, Hellerstein DJ, et al. A preliminary study of serotonergic antidepressants in treatment of dysthymia. *Prog Neuropsychopharmacol Biol Psychiatry.* 1992;16(6):933-41.
Source: *PubMed*
2885. Rossini D, Magri L, Lucca A, et al. Does rTMS hasten the response to escitalopram, sertraline, or venlafaxine in patients with major depressive disorder? A double-blind, randomized, sham-controlled trial. *J Clin Psychiatry.* 2005 Dec;66(12):1569-75.
Source: *PubMed*
2886. Rossini D, Serretti A, Franchini L, et al. Sertraline versus fluvoxamine in the treatment of elderly patients with major depression: a double-blind, randomized trial. *J Clin Psychopharmacol.* 2005 Oct;25(5):471-5.
Source: *PubMed*
2887. Roth D, Mattes J, Sheehan KH, et al. A double-blind comparison of fluvoxamine, desipramine and placebo in outpatients with depression. *Prog Neuropsychopharmacol Biol Psychiatry.* 1990;14(6):929-39.
Source: *PubMed*
2888. Rothbaum BO, Killeen TK, Davidson JR, et al. Placebo-controlled trial of risperidone augmentation for selective serotonin reuptake inhibitor-resistant civilian posttraumatic stress disorder. *Journal of Clinical Psychiatry.* 2008 04/01;69(Apr):520-5.
Source: *PsycINFO*
2889. Rothschild AJ. Selective serotonin reuptake inhibitor-induced sexual dysfunction: efficacy of a drug holiday. *Am J Psychiatry.* 1995 Oct;152(10):1514-6.
Source: *PubMed*

2890. Rothschild AJ. Sexual side effects of antidepressants. *J Clin Psychiatry*. 2000;61 Suppl 11:28-36.
Source: *PubMed*
2891. Rothschild AJ, Duval SE. How long should patients with psychotic depression stay on the antipsychotic medication? *J Clin Psychiatry*. 2003 Apr;64(4):390-6.
Source: *PubMed*
2892. Rothschild AJ, Locke CA. Reexposure to fluoxetine after serious suicide attempts by three patients: the role of akathisia. *J Clin Psychiatry*. 1991 Dec;52(12):491-3.
Source: *PubMed*
2893. Rothschild AJ, Williamson DJ, Tohen MF, et al. A double-blind, randomized study of olanzapine and olanzapine/fluoxetine combination for major depression with psychotic features. *J Clin Psychopharmacol*. 2004 Aug;24(4):365-73.
Source: *PubMed*
2894. Rottach KG, Schaner BM, Kirch MH, et al. Restless legs syndrome as side effect of second generation antidepressants. *J Psychiatr Res*. 2008 Nov;43(1):70-5.
Source: *PubMed*
2895. Rottmann CN. SSRIs and the syndrome of inappropriate antidiuretic hormone secretion. *Am J Nurs*. 2007 Jan;107(1):51-8; quiz 8-9.
Source: *PubMed*
2896. Rowbotham MC, Jones RT, Benowitz NL, et al. Trazodone-oral cocaine interactions. *Arch Gen Psychiatry*. 1984 Sep;41(9):895-9.
Source: *PubMed*
2897. Roxanas M, Hibbert E, Field M. Venlafaxine hyponatraemia: incidence, mechanism and management. *Aust N Z J Psychiatry*. 2007 May;41(5):411-8.
Source: *PubMed*
2898. Roy A, Cole K, Goldman Z, et al. Fluoxetine treatment of postpartum depression. *Am J Psychiatry*. 1993 Aug;150(8):1273.
Source: *PubMed*
2899. Royall DR, Cordes JA, Roman G, et al. Sertraline improves executive function in patients with vascular cognitive impairment. *J Neuropsychiatry Clin Neurosci*. 2009;21(4):445-54
Source: *PubMed*
2900. Roy-Byrne PP, Pages KP, Russo JE, et al. Nefazodone treatment of major depression in alcohol-dependent patients: a double-blind, placebo-controlled trial. *J Clin Psychopharmacol*. 2000 Apr;20(2):129-36.
Source: *PubMed*
2901. Roy-Byrne PP, Perera P, Pitts CD, et al. Paroxetine response and tolerability among ethnic minority patients with mood or anxiety disorders: a pooled analysis. *J Clin Psychiatry*. 2005 Oct;66(10):1228-33.
Source: *PubMed*
2902. Rubey RN, Johnson MR, Emmanuel N, et al. Fluoxetine in the treatment of anger: an open clinical trial. *J Clin Psychiatry*. 1996 Sep;57(9):398-401.
Source: *PubMed*
2903. Rubio G, San L, Lopez-Munoz F, et al. Reboxetine adjunct for partial or nonresponders to antidepressant treatment. *J Affect Disord*. 2004 Jul;81(1):67-72.
Source: *PubMed*
2904. Rucklidge JJ, Harrison R. Successful treatment of bipolar disorder II and ADHD with a micronutrient formula: A case study. *CNS spectrums*. 2010;15(5):289-95.
Source: *EMBASE*
2905. Rudolph RL. Achieving remission from depression with venlafaxine and venlafaxine extended release: a literature review of comparative studies with selective serotonin reuptake inhibitors. *Acta Psychiatr Scand Suppl*. 2002(415):24-30.
Source: *PubMed*
2906. Rudolph RL, Entsuah R, Chitra R. A meta-analysis of the effects of venlafaxine on anxiety associated with depression. *J Clin Psychopharmacol*. 1998 Apr;18(2):136-44.
Source: *PubMed*

2907. Rudolph RL, Fabre LF, Feighner JP, et al. A randomized, placebo-controlled, dose-response trial of venlafaxine hydrochloride in the treatment of major depression. *J Clin Psychiatry*. 1998 Mar;59(3):116-22. Source: *PubMed*
2908. Rudolph RL, Feiger AD. A double-blind, randomized, placebo-controlled trial of once-daily venlafaxine extended release (XR) and fluoxetine for the treatment of depression. *J Affect Disord*. 1999 Dec;56(2-3):171-81. Source: *PubMed*
2909. Rufer M, Hand I, Alsleben H, et al. Long-term course and outcome of obsessive-compulsive patients after cognitive-behavioral therapy in combination with either fluvoxamine or placebo: a 7-year follow-up of a randomized double-blind trial. *Eur Arch Psychiatry Clin Neurosci*. 2005 Apr;255(2):121-8. Source: *PubMed*
2910. Ruhe HG, Booij J, v Weert HC, et al. Evidence why paroxetine dose escalation is not effective in major depressive disorder: a randomized controlled trial with assessment of serotonin transporter occupancy. *Neuropsychopharmacology*. 2009 Mar;34(4):999-1010. Source: *PubMed*
2911. Ruhrmann S, Kasper S, Hawellek B, et al. Effects of fluoxetine versus bright light in the treatment of seasonal affective disorder. *Psychol Med*. 1998 Jul;28(4):923-33. Source: *PubMed*
2912. Rupprecht R, Strohle A, Hermann B, et al. Neuroactive steroid concentrations following metyrapone administration in depressed patients and healthy volunteers. *Biol Psychiatry*. 1998 Nov 1;44(9):912-4. Source: *PubMed*
2913. Rush AJ. Limitations in efficacy of antidepressant monotherapy. *J Clin Psychiatry*. 2007;68 Suppl 10:8-10. Source: *PubMed*
2914. Rush AJ. STAR*D: what have we learned? *Am J Psychiatry*. 2007 Feb;164(2):201-4. Source: *PubMed*
2915. Rush AJ, Armitage R, Gillin JC, et al. Comparative effects of nefazodone and fluoxetine on sleep in outpatients with major depressive disorder. *Biol Psychiatry*. 1998 Jul 1;44(1):3-14. Source: *PubMed*
2916. Rush AJ, Batey SR, Donahue RM, et al. Does pretreatment anxiety predict response to either bupropion SR or sertraline? *J Affect Disord* 2001;64(1):81-7 Source: *PubMed*
2917. Rush AJ, Bernstein IH, Trivedi MH, et al. An evaluation of the quick inventory of depressive symptomatology and the hamilton rating scale for depression: a sequenced treatment alternatives to relieve depression trial report. *Biol Psychiatry*. 2006 Mar 15;59(6):493-501. Source: *PubMed*
2918. Rush AJ, Bose A. Escitalopram in clinical practice: results of an open-label trial in a naturalistic setting. *Depress Anxiety*. 2005;21(1):26-32. Source: *PubMed*
2919. Rush AJ, Bose A, Heydorn WE. Naturalistic study of the early psychiatric use of citalopram in the United States. *Depress Anxiety*. 2002;16(3):121-7. Source: *PubMed*
2920. Rush AJ, Carmody TJ, Haight BR, et al. Does pretreatment insomnia or anxiety predict acute response to bupropion SR? *Ann Clin Psychiatry*. 2005 Jan-Mar;17(1):1-9. Source: *PubMed*
2921. Rush AJ, Fava M, Wisniewski SR, et al. Sequenced treatment alternatives to relieve depression (STAR*D): rationale and design. *Control Clin Trials*. 2004 Feb;25(1):119-42. Source: *PubMed*
2922. Rush AJ, Kilner J, Fava M, et al. Clinically Relevant Findings from STAR*D. *Psychiatric Annals*. 2008;38(3):188-93. Source: *Handsearch*

2923. Rush AJ, Kraemer HC, Sackeim HA, et al. Report by the ACNP Task Force on response and remission in major depressive disorder. *Neuropsychopharmacology*. 2006;31(9):1841-53.
Source: *Scopus*
2924. Rush AJ, Trivedi M, Fava M. Depression, IV: STAR*D treatment trial for depression. *Am J Psychiatry*. 2003 Feb;160(2):237.
Source: *PubMed*
2925. Rush AJ, Trivedi MH, Carmody TJ, et al. Response in relation to baseline anxiety levels in major depressive disorder treated with bupropion sustained release or sertraline. *Neuropsychopharmacology*. 2001 Jul;25(1):131-8.
Source: *PubMed*
2926. Rush AJ, Trivedi MH, Carmody TJ, et al. Self-reported depressive symptom measures: sensitivity to detecting change in a randomized, controlled trial of chronically depressed, nonpsychotic outpatients. *Neuropsychopharmacology*. 2005 Feb;30(2):405-16.
Source: *PubMed*
2927. Rush AJ, Trivedi MH, Wisniewski SR, et al. Acute and Longer-Term Outcomes in Depressed Outpatients Requiring One or Several Treatment Steps: A STAR*D Report. *Am J Psychiatry* 2006;163(11):1905-17
Source: *PubMed*
2928. Rush AJ, Trivedi MH, Wisniewski SR, et al. Bupropion-SR, sertraline, or venlafaxine-XR after failure of SSRIs for depression. *N Engl J Med*. 2006 Mar 23;354(12):1231-42.
Source: *PubMed*
2929. Rush AJ, Wisniewski SR, Warden D, et al. Selecting among second-step antidepressant medication monotherapies: predictive value of clinical, demographic, or first-step treatment features. *Arch Gen Psychiatry* 2008;65(8):870-80
Source: *PubMed*
2930. Rush AJ, Zimmerman M, Wisniewski SR, et al. Comorbid psychiatric disorders in depressed outpatients: demographic and clinical features. *J Affect Disord*. 2005 Jul;87(1):43-55.
Source: *PubMed*
2931. Russell JM, Berndt ER, Miceli R, et al. Course and cost of treatment for depression with fluoxetine, paroxetine, and sertraline. *Am J Manag Care*. 1999 May;5(5):597-606.
Source: *PubMed*
2932. Russell JM, Koran LM, Rush J, et al. Effect of concurrent anxiety on response to sertraline and imipramine in patients with chronic depression. *Depress Anxiety*. 2001;13(1):18-27.
Source: *PubMed*
2933. Russell JM, Kornstein SG, Shea MT, et al. Chronic depression and comorbid personality disorders: response to sertraline versus imipramine. *J Clin Psychiatry*. 2003 May;64(5):554-61.
Source: *PubMed*
2934. Ruther E, Degner D, Munzel U, et al. Antidepressant action of sulphiride. Results of a placebo-controlled double-blind trial. *Pharmacopsychiatry*. 1999 Jul;32(4):127-35.
Source: *PubMed*
2935. Rutherford B, Sneed J, Devanand D, et al. Antidepressant study design affects patient expectancy: a pilot study. *Psychol Med*. 2010 May;40(5):781-8.
Source: *PubMed*
2936. Rymaszewska J, Ramsey D, Chladzinska-Kiejna S. Whole-body cryotherapy as adjunct treatment of depressive and anxiety disorders. *Arch Immunol Ther Exp (Warsz)*. 2008 Jan-Feb;56(1):63-8.
Source: *PubMed*
2937. Sabbe B, Hulstijn W, van Hoof J, et al. Retardation in depression: assessment by means of simple motor tasks. *J Affect Disord*. 1999 Sep;55(1):39-44.
Source: *PubMed*
2938. Sackeim HA, Brannan SK, Rush AJ, et al. Durability of antidepressant response to vagus nerve stimulation (VNS[trademark]). *International Journal of Neuropsychopharmacology*. 2007;10(6):817-26.
Source: *EMBASE*

2939. Sackeim HA, Dillingham EM, Prudic J, et al. Effect of concomitant pharmacotherapy on electroconvulsive therapy outcomes: short-term efficacy and adverse effects. *Arch Gen Psychiatry* 2009;66(7):729-37
Source: *PubMed*
2940. Sacristan JA, Gilaberte I, Boto B, et al. Cost-effectiveness of fluoxetine plus pindolol in patients with major depressive disorder: results from a randomized, double-blind clinical trial. *Int Clin Psychopharmacol*. 2000 Mar;15(2):107-13.
Source: *PubMed*
2941. Safarinejad MR. The effects of the adjunctive bupropion on male sexual dysfunction induced by a selective serotonin reuptake inhibitor: a double-blind placebo-controlled and randomized study. *BJU Int* 2010;106(6):840-7
Source: *PubMed*
2942. Saghafi R, Brown C, Butters MA, et al. Predicting 6-week treatment response to escitalopram pharmacotherapy in late-life major depressive disorder. *Int J Geriatr Psychiatry*. 2007 Nov;22(11):1141-6.
Source: *PubMed*
2943. Sagud M, Pivac N, Muck-Seler D, et al. Effects of sertraline treatment on plasma cortisol, prolactin and thyroid hormones in female depressed patients. *Neuropsychobiology*. 2002;45(3):139-43.
Source: *PubMed*
2944. Sagud M, Pivac N, Mustapic M, et al. The effect of lamotrigine on platelet serotonin concentration in patients with bipolar depression. *Psychopharmacology (Berl)*. 2008 May;197(4):683-5.
Source: *PubMed*
2945. Saito S, Takahashi N, Ishihara R, et al. Association study between vesicle-associated membrane protein 2 gene polymorphisms and fluvoxamine response in Japanese major depressive patients. *Neuropsychobiology*. 2006;54(4):226-30.
Source: *PubMed*
2946. Saiz-Ruiz J, Ibanez A, Diaz-Marsa M, et al. Nefazodone in the treatment of elderly patients with depressive disorders: a prospective, observational study. *CNS Drugs*. 2002;16(9):635-43.
Source: *PubMed*
2947. Saiz-Ruiz J, Ibanez A, Diaz-Marsa M, et al. Efficacy of venlafaxine in major depression resistant to selective serotonin reuptake inhibitors. *Prog Neuropsychopharmacol Biol Psychiatry*. 2002 Oct;26(6):1129-34.
Source: *PubMed*
2948. Saiz-Ruiz J, Montes JM, Ibanez A, et al. Assessment of sexual functioning in depressed patients treated with mirtazapine: a naturalistic 6-month study. *Hum Psychopharmacol*. 2005 Aug;20(6):435-40.
Source: *PubMed*
2949. Sakado K, Sato T, Uehara T, et al. Perceived parenting pattern and response to antidepressants in patients with major depression. *J Affect Disord*. 1999 Jan-Mar;52(1-3):59-66.
Source: *PubMed*
2950. Saletu-Zyhlarz GM, Abu-Bakr MH, Anderer P, et al. Insomnia in depression: differences in objective and subjective sleep and awakening quality to normal controls and acute effects of trazodone. *Prog Neuropsychopharmacol Biol Psychiatry*. 2002 Feb;26(2):249-60.
Source: *PubMed*
2951. Saletu-Zyhlarz GM, Abu-Bakr MH, Anderer P, et al. Insomnia related to dysthymia: polysomnographic and psychometric comparison with normal controls and acute therapeutic trials with trazodone. *Neuropsychobiology*. 2001;44(3):139-49.
Source: *PubMed*
2952. Salih SB, Al Qahtani M, Al Anazi T, et al. Metabolic acidosis and generalized seizures secondary to citalopram overdose: A case report. *Journal of Clinical Pharmacy and Therapeutics*. 2010;35(4):479-82.
Source: *PsycINFO*

2953. Salloway S, Boyle PA, Correia S, et al. The relationship of MRI subcortical hyperintensities to treatment response in a trial of sertraline in geriatric depressed outpatients. *Am J Geriatr Psychiatry*. 2002 Jan-Feb;10(1):107-11.
Source: *PubMed*
2954. Salloway S, Correia S, Boyle P, et al. MRI subcortical hyperintensities in old and very old depressed outpatients: the important role of age in late-life depression. *J Neurol Sci*. 2002 Nov 15;203-204:227-33.
Source: *PubMed*
2955. Salminen JK, Karlsson H, Hietala J, et al. Short-term psychodynamic psychotherapy and fluoxetine in major depressive disorder: a randomized comparative study. *Psychother Psychosom*. 2008;77(6):351-7.
Source: *PubMed*
2956. Salomon RM, Ripley B, Kennedy JS, et al. Diurnal variation of cerebrospinal fluid hypocretin-1 (Orexin-A) levels in control and depressed subjects. *Biol Psychiatry*. 2003 Jul 15;54(2):96-104.
Source: *PubMed*
2957. Salzman C, Jimerson D, Vasile R, et al. Response to SSRI antidepressants correlates with reduction in plasma HVA: pilot study. *Biol Psychiatry*. 1993 Oct 15;34(8):569-71.
Source: *PubMed*
2958. Samuelian JC, Hackett D. A randomized, double-blind, parallel-group comparison of venlafaxine and clomipramine in outpatients with major depression. *J Psychopharmacol*. 1998;12(3):273-8.
Source: *PubMed*
2959. San L, Arranz B. Mirtazapine: Only for depression? *Acta Neuropsychiatrica*. 2006 Jun-Aug; 2006;18(3):130-43.
Source: *PsycINFO*
2960. Sanacora G, Berman RM, Cappiello A, et al. Addition of the alpha2-antagonist yohimbine to fluoxetine: effects on rate of antidepressant response. *Neuropsychopharmacology*. 2004 Jun;29(6):1166-71.
Source: *PubMed*
2961. Sanders J, Whitty P, Murray D, et al. Delusions or obsessions: the same only different? A case report. *Psychopathology*. 2006;39(1):45-8.
Source: *PubMed*
2962. Sandor P, Baker B, Irvine J, et al. Effectiveness of fluoxetine and doxepin in treatment of melancholia in depressed patients. *Depress Anxiety*. 1998;7(2):69-72.
Source: *PubMed*
2963. Sanger TM, Grundy SL, Gibson PJ, et al. Long-term olanzapine therapy in the treatment of bipolar I disorder: an open-label continuation phase study. *J Clin Psychiatry*. 2001 Apr;62(4):273-81.
Source: *PubMed*
2964. Sansone RA, Sansone LA. Duloxetine-related acute dysphoria. *Psychiatry*. 2007 Nov; 2007;4(11):65-7.
Source: *PsycINFO*
2965. Sansone RA, Sansone LA. Bupropion-induced neck and shoulder pain. *Pharmacopsychiatry*. 2009 Sep;42(5):203-4.
Source: *PubMed*
2966. Santos MA, Rocha FL, Hara C. Efficacy and safety of antidepressant augmentation with lamotrigine in patients with treatment-resistant depression: A randomized, placebo-controlled, double-blind study. *Primary Care Companion to the Journal of Clinical Psychiatry*. 2008;10(3):187-90.
Source: *EMBASE*
2967. Santos PM, Lopez-Garcia P, Navarro JS, et al. False positive phencyclidine results caused by venlafaxine. *Am J Psychiatry*. 2007 Feb;164(2):349.
Source: *PubMed*
2968. Saraf M, Schrader G. Seizure associated with sertraline. *Aust N Z J Psychiatry*. 1999 Dec;33(6):944-5.
Source: *PubMed*
2969. Sarandol A, Sarandol E, Eker SS, et al. Major depressive disorder is accompanied with oxidative stress: Short-term antidepressant treatment does not alter oxidative - Antioxidative systems. *Human Psychopharmacology*. 2007;22(2):67-73.
Source: *EMBASE*

2970. Sarchiapone M, Amore M, De Risio S, et al. Mirtazapine in the treatment of panic disorder: an open-label trial. *Int Clin Psychopharmacol*. 2003 Jan;18(1):35-8.
Source: *PubMed*
2971. Sargent PA, Williamson DJ, Cowen PJ. Brain 5-HT neurotransmission during paroxetine treatment. *Br J Psychiatry*. 1998 Jan;172:49-52.
Source: *PubMed*
2972. Sarginson JE, Lazzeroni LC, Ryan HS, et al. FKBP5 polymorphisms and antidepressant response in geriatric depression. *American Journal of Medical Genetics, Part B: Neuropsychiatric Genetics*. 2010;153(2):554-60.
Source: *EMBASE*
2973. Satterlee WG, Faries D. The effects of fluoxetine on symptoms of insomnia in depressed patients. *Psychopharmacol Bull*. 1995;31(2):227-37.
Source: *PubMed*
2974. Sattler HD, Richter P, Fritzsche M, et al. Neurophysiologic tests during antidepressive treatment - an exploratory study. *Pharmacopsychiatry*. 2000 Nov;33(6):229-33.
Source: *PubMed*
2975. Sauer H, Huppertz-Helmhold S, Dierkes W. Efficacy and safety of venlafaxine ER vs. amitriptyline ER in patients with major depression of moderate severity. *Pharmacopsychiatry*. 2003 Sep;36(5):169-75.
Source: *PubMed*
2976. Saules KK, Schuh LM, Arfken CL, et al. Double-blind placebo-controlled trial of fluoxetine in smoking cessation treatment including nicotine patch and cognitive-behavioral group therapy. *Am J Addict*. 2004 Oct-Dec;13(5):438-46.
Source: *PubMed*
2977. Sava FA, Yates BT, Lupu V, et al. Cost-effectiveness and cost-utility of cognitive therapy, rational emotive behavioral therapy, and fluoxetine (Prozac) in treating depression: a randomized clinical trial. *J Clin Psychol*. 2009 Jan;65(1):36-52.
Source: *PubMed*
2978. Savaskan E, Müller SE, Böhringer A, et al. Antidepressive therapy with escitalopram improves mood, cognitive symptoms, and identity memory for angry faces in elderly depressed patients. *International Journal of Neuropsychopharmacology*. 2008 May; 2008;11(3):381-8.
Source: *PsycINFO*
2979. Sawada N, Uchida H, Suzuki T, et al. Persistence and compliance to antidepressant treatment in patients with depression: a chart review. *BMC Psychiatry*. 2009;9:38.
Source: *PubMed*
2980. Saxena S, Brody AL, Ho ML, et al. Differential cerebral metabolic changes with paroxetine treatment of obsessive-compulsive disorder vs major depression. *Arch Gen Psychiatry*. 2002 Mar;59(3):250-61.
Source: *PubMed*
2981. Saxena S, Brody AL, Ho ML, et al. Differential brain metabolic predictors of response to paroxetine in obsessive-compulsive disorder versus major depression. *Am J Psychiatry*. 2003 Mar;160(3):522-32.
Source: *PubMed*
2982. Sayyah M, Feizy F, Boostani H. A preliminary randomized double-blind clinical trial on efficacy of estrogen after hysterectomy in postmenopausal women with major depression disorder. *Minerva Psichiatrica*. 2010;51(2):73-7.
Source: *EMBASE*
2983. Scardigli G, Jans G. Comparative double-blind study on efficacy and side-effects of trazodone, nomifensine, mianserin in elderly patients. *Adv Biochem Psychopharmacol*. 1982;32:229-36.
Source: *PubMed*
2984. Schaefer M, Schwaiger M, Garkisch AS, et al. Prevention of interferon-alpha associated depression in psychiatric risk patients with chronic hepatitis C. *J Hepatol*. 2005 Jun;42(6):793-8.
Source: *PubMed*

2985. Schaffer A, Zuker P, Levitt A. Randomized, double-blind pilot trial comparing lamotrigine versus citalopram for the treatment of bipolar depression. *Journal of Affective Disorders*. 2006 Nov, 2006;96(1):95-9.
Source: *PsycINFO*
2986. Scharf MB, Sachais BA. Sleep laboratory evaluation of the effects and efficacy of trazodone in depressed insomniac patients. *J Clin Psychiatry*. 1990 Sep;51 Suppl:13-7.
Source: *PubMed*
2987. Scharnholz B, Lederbogen F, Feuerhack A, et al. Does night-time cortisol excretion normalize in the long-term course of depression? *Pharmacopsychiatry*. 2010 Jul;43(5):161-5.
Source: *PubMed*
2988. Scharnholz B, Weber-Hamann B, Lederbogen F, et al. Antidepressant treatment with mirtazapine, but not venlafaxine, lowers cortisol concentrations in saliva: a randomised open trial. *Psychiatry Res*. 2010 May 15;177(1-2):109-13.
Source: *PubMed*
2989. Schatzberg A, Roose S. A double-blind, placebo-controlled study of venlafaxine and fluoxetine in geriatric outpatients with major depression. *Am J Geriatr Psychiatry* 2006;14(4):361-70
Source: *PubMed*
2990. Schatzberg AF. Noradrenergic versus serotonergic antidepressants: predictors of treatment response. *Journal Of Clinical Psychiatry*. 1998;59(Suppl 14):15-8.
Source: *EMBASE*
2991. Schatzberg AF. Safety and tolerability of antidepressants: Weighing the impact on treatment decisions. *Journal of Clinical Psychiatry* 2007;68(SUPPL. 8):26-34
Source: *Scopus*
2992. Schatzberg AF, Kremer C, Rodrigues HE, et al. Double-blind, randomized comparison of mirtazapine and paroxetine in elderly depressed patients. *Am J Geriatr Psychiatry*. 2002 Sep-Oct;10(5):541-50.
Source: *PubMed*
2993. Schatzberg AF, Rush AJ, Arnow BA, et al. Chronic depression: medication (nefazodone) or psychotherapy (CBASP) is effective when the other is not. *Arch Gen Psychiatry*. 2005 May;62(5):513-20.
Source: *PubMed*
2994. Schenck CH, Mahowald MW, Kim SW, et al. Prominent eye movements during NREM sleep and REM sleep behavior disorder associated with fluoxetine treatment of depression and obsessive-compulsive disorder. *Sleep*. 1992 Jun;15(3):226-35.
Source: *PubMed*
2995. Schenck CH, Mandell M, Lewis GM. A case of monthly unipolar psychotic depression with suicide attempt by self-burning: selective response to bupropion treatment. *Compr Psychiatry*. 1992 Sep-Oct;33(5):353-6.
Source: *PubMed*
2996. Schillerstrom JE, Seaman JS. Modafinil augmentation of mirtazapine in a failure-to-thrive geriatric inpatient. *Int J Psychiatry Med*. 2002;32(4):405-10.
Source: *PubMed*
2997. Schins A, Hamulyak K, Scharpe S, et al. Whole blood serotonin and platelet activation in depressed post-myocardial infarction patients. *Life Sci*. 2004 Dec 24;76(6):637-50.
Source: *PubMed*
2998. Schirman S, Kronenberg S, Apter A, et al. Effectiveness and tolerability of citalopram for the treatment of depression and anxiety disorders in children and adolescents: An open-label study. *Journal of Neural Transmission*. 2010;117(1):139-45.
Source: *PsycINFO*
2999. Schittecatte M, Dumont F, Machowski R, et al. Effects of mirtazapine on sleep polygraphic variables in major depression. *Neuropsychobiology*. 2002;46(4):197-201.
Source: *PubMed*
3000. Schlake HP, Kuhs H, Rolf LH, et al. Platelet 5-HT transport in depressed patients under double-blind treatment with paroxetine versus amitriptyline. *Acta Psychiatr Scand Suppl*. 1989;350:149-51.
Source: *PubMed*

3001. Schmaling KB, Dimidjian S, Katon W, et al. Response styles among patients with minor depression and dysthymia in primary care. *J Abnorm Psychol.* 2002 May;111(2):350-6. Source: *PubMed*
3002. Schmid DA, Wichniak A, Uhr M, et al. Changes of sleep architecture, spectral composition of sleep EEG, the nocturnal secretion of cortisol, ACTH, GH, prolactin, melatonin, ghrelin, and leptin, and the DEX-CRH test in depressed patients during treatment with mirtazapine. *Neuropsychopharmacology.* 2006 Apr; 2006;31(4):832-44. Source: *PsycINFO*
3003. Schmidt ME, Fava M, Robinson JM, et al. The efficacy and safety of a new enteric-coated formulation of fluoxetine given once weekly during the continuation treatment of major depressive disorder. *J Clin Psychiatry.* 2000 Nov;61(11):851-7. Source: *PubMed*
3004. Schmidt ME, Fava M, Zhang S, et al. Treatment approaches to major depressive disorder relapse. Part 1: dose increase. *Psychother Psychosom.* 2002 Jul-Aug;71(4):190-4. Source: *PubMed*
3005. Schmitt JA, Ramaekers JG, Kruizinga MJ, et al. Additional dopamine reuptake inhibition attenuates vigilance impairment induced by serotonin reuptake inhibition in man. *J Psychopharmacol.* 2002 Sep;16(3):207-14. Source: *PubMed*
3006. Schmitt L, Tonnoir B, Arbus C. Safety and efficacy of oral escitalopram as continuation treatment of intravenous citalopram in patients with major depressive disorder. *Neuropsychobiology.* 2006;54(4):201-7. Source: *PubMed*
3007. Schmitz JM, Averill P, Stotts AL, et al. Fluoxetine treatment of cocaine-dependent patients with major depressive disorder. *Drug Alcohol Depend.* 2001 Aug 1;63(3):207-14. Source: *PubMed*
3008. Schneeweiss S, Patrick AR, Solomon DH, et al. Variation in the risk of suicide attempts and completed suicides by antidepressant agent in adults: a propensity score-adjusted analysis of 9 years' data. *Arch Gen Psychiatry.* 2010 May;67(5):497-506. Source: *PubMed*
3009. Schneider LS, Nelson JC, Clary CM, et al. An 8-week multicenter, parallel-group, double-blind, placebo-controlled study of sertraline in elderly outpatients with major depression. *Am J Psychiatry.* 2003 Jul;160(7):1277-85. Source: *PubMed*
3010. Schneider LS, Small GW, Clary CM. Estrogen replacement therapy and antidepressant response to sertraline in older depressed women. *Am J Geriatr Psychiatry.* 2001 Fall;9(4):393-9. Source: *PubMed*
3011. Schneider LS, Small GW, Hamilton SH, et al. Estrogen replacement and response to fluoxetine in a multicenter geriatric depression trial. Fluoxetine Collaborative Study Group. *Am J Geriatr Psychiatry.* 1997 Spring;5(2):97-106. Source: *PubMed*
3012. Schneier FR, Blanco C, Campeas R, et al. Citalopram treatment of social anxiety disorder with comorbid major depression. *Depress Anxiety.* 2003;17(4):191-6. Source: *PubMed*
3013. Schnoll RA, Martinez E, Tatum KL, et al. A bupropion smoking cessation clinical trial for cancer patients. *Cancer Causes Control.* 2010 Jun;21(6):811-20. Source: *PubMed*
3014. Schnyder U, Koller-Leiser A. A double-blind, multicentre study of paroxetine and maprotiline in major depression. *Can J Psychiatry.* 1996 May;41(4):239-44. Source: *PubMed*
3015. Schone W, Ludwig M. A double-blind study of paroxetine compared with fluoxetine in geriatric patients with major depression. *J Clin Psychopharmacol.* 1993 Dec;13(6 Suppl 2):34S-9S. Source: *PubMed*

3016. Schone W, Ludwig M. Paroxetine in the treatment of geriatric depressed patients - A double-blind comparison with fluoxetine. <ORIGINAL> PAROXETIN IN DER DEPRESSIONSBEHANDLUNG GERIATRISCHER PATIENTEN - EINE DOPPELBLINDE VERGLEICHSTUDIE MIT FLUOXETIN. Fortschr Neurol Psychiatr. 1994;62(Suppl 1):16-8. Source: *EMBASE*
3017. Schouten WE, Sepers JM. Hyponatraemia associated with the use of a selective serotonin-reuptake inhibitor in an older patient. Age Ageing. 2001 Jan;30(1):94. Source: *PubMed*
3018. Schrader E. Equivalence of St John's wort extract (Ze 117) and fluoxetine: a randomized, controlled study in mild-moderate depression. Int Clin Psychopharmacol. 2000 Mar;15(2):61-8. Source: *PubMed*
3019. Schraml F, Benedetti G, Hoyle K, et al. Fluoxetine and nortriptyline combination therapy. Am J Psychiatry. 1989 Dec;146(12):1636-7. Source: *PubMed*
3020. Schramm E, Schneider D, Zobel I, et al. Efficacy of Interpersonal Psychotherapy plus pharmacotherapy in chronically depressed inpatients. J Affect Disord. 2008 Jul;109(1-2):65-73. Source: *PubMed*
3021. Schramm E, van Calker D, Dykieriek P, et al. An intensive treatment program of interpersonal psychotherapy plus pharmacotherapy for depressed inpatients: acute and long-term results. Am J Psychiatry. 2007 May;164(5):768-77. Source: *PubMed*
3022. Schrijvers D, Maas YJ, Sabbe BG. Effects of fluoxetine on fine motor performance in dysthymia: an 8-week, nonrandomized, open-label study. Clin Ther 2009;31(1):123-9 Source: *PubMed*
3023. Schüle C, Romeo E, Uzunov DP, et al. Influence of mirtazapine on plasma concentrations of neuroactive steroids in major depression and on 3 α -hydroxysteroid dehydrogenase activity. Molecular Psychiatry. 2006 Mar, 2006;11(3):261-72. Source: *PsycINFO*
3024. Schüle C, Sighart C, Hennig J, et al. Mirtazapine inhibits salivary cortisol concentrations in anorexia nervosa. Progress in Neuro-Psychopharmacology & Biological Psychiatry. 2006 Jul, 2006;30(6):1015-9. Source: *PsycINFO*
3025. Schule C, Baghai TC, Alajbegovic L, et al. The influence of 4-week treatment with sertraline on the combined T3/TRH test in depressed patients. Eur Arch Psychiatry Clin Neurosci. 2005 Oct;255(5):334-40. Source: *PubMed*
3026. Schule C, Baghai TC, Eser D, et al. Mirtazapine monotherapy versus combination therapy with mirtazapine and aripiprazole in depressed patients without psychotic features: a 4-week open-label parallel-group study. World J Biol Psychiatry. 2007;8(2):112-22. Source: *PubMed*
3027. Schule C, Baghai TC, Eser D, et al. Lithium but not carbamazepine augments antidepressant efficacy of mirtazapine in unipolar depression: an open-label study. World J Biol Psychiatry. 2009;10(4 Pt 2):390-9. Source: *PubMed*
3028. Schule C, Baghai TC, Eser D, et al. Time course of hypothalamic-pituitary-adrenocortical axis activity during treatment with reboxetine and mirtazapine in depressed patients. Psychopharmacology (Berl). 2006 Jul;186(4):601-11. Source: *PubMed*
3029. Schule C, Zwanzger P, Baghai T, et al. Effects of antidepressant pharmacotherapy after repetitive transcranial magnetic stimulation in major depression: an open follow-up study. J Psychiatr Res. 2003 Mar-Apr;37(2):145-53. Source: *PubMed*

3030. Schwan S, Hallberg P. Ranking antidepressants. *Lancet*. 2009 May 23;373(9677):1761; author reply -2. Source: *PubMed*
3031. Schwartz JA, McDaniel JS. Double-blind comparison of fluoxetine and desipramine in the treatment of depressed women with advanced HIV disease: a pilot study. *Depress Anxiety*. 1999;9(2):70-4. Source: *PubMed*
3032. Schwartz T, Jindal S, Virk S, et al. Safety and tolerability of extended-release venlafaxine in severe medical and surgical illness. *Psychosomatics*. 2004 May-Jun;45(3):217-9. Source: *PubMed*
3033. Schwartz TL, Nasra GS, Ashton AK, et al. An open-label study to evaluate switching from an SSRI or SNRI to tiagabine to alleviate antidepressant-induced sexual dysfunction in generalized anxiety disorder. *Ann Clin Psychiatry*. 2007 Jan-Mar;19(1):25-30. Source: *PubMed*
3034. Schweitzer I, Burrows G, Tuckwell V, et al. Sustained response to open-label venlafaxine in drug-resistant major depression. *J Clin Psychopharmacol*. 2001 Apr;21(2):185-9. Source: *PubMed*
3035. Schweitzer I, Maguire K, Ng C. Sexual side-effects of contemporary antidepressants: review. *Aust N Z J Psychiatry*. 2009 Sep;43(9):795-808. Source: *PubMed*
3036. Schweizer E, Feighner J, Mandos LA, et al. Comparison of venlafaxine and imipramine in the acute treatment of major depression in outpatients. *J Clin Psychiatry*. 1994 Mar;55(3):104-8. Source: *PubMed*
3037. Schweizer E, Rickels K, Amsterdam JD, et al. What constitutes an adequate antidepressant trial for fluoxetine? *J Clin Psychiatry*. 1990 Jan;51(1):8-11. Source: *PubMed*
3038. Schweizer E, Rynn M, Mandos LA, et al. The antidepressant effect of sertraline is not enhanced by dose titration: results from an outpatient clinical trial. *Int Clin Psychopharmacol*. 2001 May;16(3):137-43. Source: *PubMed*
3039. Schweizer E, Weise C, Clary C, et al. Placebo-controlled trial of venlafaxine for the treatment of major depression. *J Clin Psychopharmacol*. 1991 Aug;11(4):233-6. Source: *PubMed*
3040. Sclar DA, Robison LM, Skaer TL, et al. Antidepressant pharmacotherapy: economic evaluation of fluoxetine, paroxetine and sertraline in a health maintenance organization. *J Int Med Res*. 1995 Nov-Dec;23(6):395-412. Source: *PubMed*
3041. Sclar DA, Robison LM, Skaer TL, et al. Antidepressant pharmacotherapy: economic outcomes in a health maintenance organization. *Clin Ther*. 1994 Jul-Aug;16(4):715-30; discussion 74. Source: *PubMed*
3042. Sclar DA, Skaer TL, Robison LM, et al. Economic appraisal of citalopram in the management of single-episode depression. *J Clin Psychopharmacol*. 1999 Oct;19(5 Suppl 1):47S-54S. Source: *PubMed*
3043. Scoppetta M, Di Gennaro G, Scoppetta C. Selective serotonin reuptake inhibitors prevents emotional lability in healthy subjects. *Eur Rev Med Pharmacol Sci*. 2005 Nov-Dec;9(6):343-8. Source: *PubMed*
3044. Scott TF, Nussbaum P, McConnell H, et al. Measurement of treatment response to sertraline in depressed multiple sclerosis patients using the Carroll scale. *Neurol Res*. 1995 Dec;17(6):421-2. Source: *PubMed*
3045. Sebestyen B, Rihmer Z, Balint L, et al. Gender differences in antidepressant use-related seasonality change in suicide mortality in Hungary, 1998-2006. *The World Journal of Biological Psychiatry*. 2010;11(3-4):579-85. Source: *PsycINFO*

3046. Sechter D, Troy S, Paternetti S, et al. A double-blind comparison of sertraline and fluoxetine in the treatment of major depressive episode in outpatients. *Eur Psychiatry*. 1999 Mar;14(1):41-8.
Source: *PubMed*
3047. Sechter D, Vandell P, Weiller E, et al. A comparative study of milnacipran and paroxetine in outpatients with major depression. *J Affect Disord*. 2004 Dec;83(2-3):233-6.
Source: *PubMed*
3048. Seedat S, Haskis A, Stein DJ. Benefits of consumer psychoeducation: a pilot program in South Africa. *Int J Psychiatry Med*. 2008;38(1):31-42.
Source: *PubMed*
3049. Seemuller F, Moller HJ, Obermeier M, et al. Do efficacy and effectiveness samples differ in antidepressant treatment outcome? An analysis of eligibility criteria in randomized controlled trials. *Journal of Clinical Psychiatry*. 2010;71(11):1425-33.
Source: *EMBASE*
3050. Seemuller F, Riedel M, Obermeier M, et al. Outcomes of 1014 naturalistically treated inpatients with major depressive episode. *European Neuropsychopharmacology*. 2010;20(5):346-55.
Source: *EMBASE*
3051. Segal ZV, Bieling P, Young T, et al. Antidepressant monotherapy vs sequential pharmacotherapy and mindfulness-based cognitive therapy, or placebo, for relapse prophylaxis in recurrent depression. *Archives of general psychiatry*. 2010;67(12):1256-64.
Source: *EMBASE*
3052. Segraves RT. Psychiatric drugs and inhibited female orgasm. *J Sex Marital Ther*. 1988 Fall;14(3):202-7.
Source: *PubMed*
3053. Segraves RT, Kavoussi R, Hughes AR, et al. Evaluation of sexual functioning in depressed outpatients: a double-blind comparison of sustained-release bupropion and sertraline treatment. *J Clin Psychopharmacol*. 2000 Apr;20(2):122-8.
Source: *PubMed*
3054. Segraves RT, Segraves KB, Bubna CN. Sexual function in patients taking bupropion sustained release. *J Clin Psychiatry* 1995;56(8):374
Source: *PubMed*
3055. Segui J, Lopez-Munoz F, Alamo C, et al. Effects of adjunctive reboxetine in patients with duloxetine-resistant depression: a 12-week prospective study. *J Psychopharmacol*. 2010 Aug;24(8):1201-7.
Source: *PubMed*
3056. Seifritz E, Holsboer-Trachsler E, Hemmeter U, et al. Increased trimipramine plasma levels during fluvoxamine comedication. *Eur Neuropsychopharmacol*. 1994 Mar;4(1):15-20.
Source: *PubMed*
3057. Seitz Dallas P, Adunuri N, Gill S, et al. Antidepressants for agitation and psychosis in dementia. *Cochrane Database of Systematic Reviews* 2010(1):
Source: *The Cochrane Library*
3058. Selzer JA. Fluoxetine, suicidal ideation, and aggressive behavior. *Am J Psychiatry*. 1992 May;149(5):708-9.
Source: *PubMed*
3059. Sene Costa EM, Antonio R, De Macedo Soares MB, et al. Psychodramatic psychotherapy combined with pharmacotherapy in major depressive disorder: An open and naturalistic study. *Revista Brasileira de Psiquiatria*. 2006;28(1):40-3.
Source: *EMBASE*
3060. Seo HJ, Jung YE, Woo YS, et al. Effect of augmented atypical antipsychotics on weight change in patients with major depressive disorder in a naturalistic setting. *Hum Psychopharmacol*. 2009 Mar;24(2):135-43.
Source: *PubMed*
3061. Septien-Velez L, Pitrosky B, Padmanabhan SK, et al. A randomized, double-blind, placebo-controlled trial of desvenlafaxine succinate in the treatment of major depressive disorder. *Int Clin Psychopharmacol* 2007;22(6):338-47
Source: *PubMed*

3062. Serafini G, Pompili M, Del Casale A, et al. Duloxetine versus venlafaxine in the treatment of unipolar and bipolar depression. *Clinica Terapeutica*. 2010;161(4):321-7.
Source: *EMBASE*
3063. Serby M. Methylphenidate-induced obsessive-compulsive symptoms in an elderly man. *CNS Spectr*. 2003 Aug;8(8):612-3.
Source: *PubMed*
3064. Serfaty MA, Osborne D, Buszewicz MJ, et al. A randomized double-blind placebo-controlled trial of treatment as usual plus exogenous slow-release melatonin (6 mg) or placebo for sleep disturbance and depressed mood. *International Clinical Psychopharmacology*. 2010;25(3):132-42.
Source: *PsycINFO*
3065. Serrano-Blanco A, Gabarron E, Garcia-Bayo I, et al. Effectiveness and cost-effectiveness of antidepressant treatment in primary health care: a six-month randomised study comparing fluoxetine to imipramine. *J Affect Disord*. 2006 Apr;91(2-3):153-63.
Source: *PubMed*
3066. Serretti A, Chiesa A, Calati R, et al. A preliminary investigation of the influence of CREB1 gene on treatment resistance in major depression. *Journal of affective disorders*. 2011;128(1-2):56-63.
Source: *EMBASE*
3067. Serretti A, Cusin C, Benedetti F, et al. Insomnia improvement during antidepressant treatment and CLOCK gene polymorphism. *American Journal of Medical Genetics Neuropsychiatric Genetics*. 2005;137(1):36-9.
Source: *EMBASE*
3068. Serretti A, Jori MC, Casadei G, et al. Delineating psychopathologic clusters within dysthymia: a study of 512 out-patients without major depression. *Journal Of Affective Disorders*. 1999;56(1):17-25.
Source: *EMBASE*
3069. Serretti A, Lattuada E, Zanardi R, et al. Patterns of symptom improvement during antidepressant treatment of delusional depression. *Psychiatry Res*. 2000 May 15;94(2):185-90.
Source: *PubMed*
3070. Serretti A, Olgiati P, Liebman MN, et al. Clinical prediction of antidepressant response in mood disorders: linear multivariate vs. neural network models. *Psychiatry Res*. 2007 Aug 30;152(2-3):223-31.
Source: *PubMed*
3071. Serretti A, Zanardi R, Cusin C, et al. Tryptophan hydroxylase gene associated with paroxetine antidepressant activity. *Eur Neuropsychopharmacol*. 2001 Oct;11(5):375-80.
Source: *PubMed*
3072. Serretti A, Zanardi R, Mandelli L, et al. A neural network model for combining clinical predictors of antidepressant response in mood disorders. *Journal of Affective Disorders*. 2007;98(3):239-45.
Source: *EMBASE*
3073. Serretti A, Zanardi R, Rossini D, et al. Influence of tryptophan hydroxylase and serotonin transporter genes on fluvoxamine antidepressant activity. *Mol Psychiatry*. 2001 Sep;6(5):586-92.
Source: *PubMed*
3074. Seth R, Jennings AL, Bindman J, et al. Combination treatment with noradrenalin and serotonin reuptake inhibitors in resistant depression. *Br J Psychiatry*. 1992 Oct;161:562-5.
Source: *PubMed*
3075. Settle EC, Jr. Akathisia and sertraline. *J Clin Psychiatry*. 1993 Aug;54(8):321.
Source: *PubMed*
3076. Settle EC, Jr. Bupropion sustained release: side effect profile. *J Clin Psychiatry*. 1998;59 Suppl 4:32-6.
Source: *PubMed*
3077. Settle EC, Stahl SM, Batey SR, et al. Safety profile of sustained-release bupropion in depression: results of three clinical trials. *Clin Ther*. 1999 Mar;21(3):454-63.
Source: *PubMed*
3078. Seymour PM. Long-term treatment of an addictive personality. *Bull Menninger Clin*. 2003 Fall;67(4):328-46.
Source: *PubMed*

3079. Seyringer ME, Kasper S. Ranking antidepressants. *Lancet*. 2009 May 23;373(9677):1760-1; author reply 1-2. Source: *PubMed*
3080. Shad MU, Harvey AT, Lucot JB. A possible pharmacokinetic interaction between fluoxetine and acetylsalicylic acid. *J Clin Psychiatry*. 1997 Dec;58(12):549-50. Source: *PubMed*
3081. Shader RI, Oesterheld JR. Case 2: Dizzy Giuseppe or the vertiginous virtuoso. *J Clin Psychopharmacol*. 1994 Dec;14(6):437. Source: *PubMed*
3082. Shalev H, Ben-Zion I, Shiber A. A case of mirtazapine-induced spontaneous orgasms in a female patient. *J Psychopharmacol*. 2009 Jan;23(1):109-10. Source: *PubMed*
3083. Shaligram D, Alqassem T, Koby E. Desvenlafaxine as a possible cause of acquired hemophilia. *General Hospital Psychiatry*. 2010;32(6):646.e13-.e15. Source: *EMBASE*
3084. Shang CY, Soong WT, Lin HN. Hypokalemia with venlafaxine. *J Clin Psychiatry*. 2002 Nov;63(11):1049-50. Source: *PubMed*
3085. Shapira B, Nemets B, Trachtenberg A, et al. Phenytoin as an augmentation for SSRI failures: a small controlled study. *J Affect Disord*. 2006 Nov;96(1-2):123-6. Source: *PubMed*
3086. Shapiro PA, Lesperance F, Frasare-Smith N, et al. An open-label preliminary trial of sertraline for treatment of major depression after acute myocardial infarction (the SADHAT Trial). *Sertraline Anti-Depressant Heart Attack Trial*. *Am Heart J*. 1999 Jun;137(6):1100-6. Source: *PubMed*
3087. Sharma V. Venlafaxine: loss of antidepressant effect and its management. *J Clin Psychiatry*. 1998 Jul;59(7):381-2. Source: *PubMed*
3088. Sharp DJ, Chew-Graham CA, Tylee A, et al. A pragmatic randomised controlled trial to compare antidepressants with a community-based psychosocial intervention for the treatment of women with postnatal depression: The RESPOND trial. *Health Technology Assessment*. 2010;14(43):1-181. Source: *EMBASE*
3089. Shaw DM, Thomas DR, Briscoe MH, et al. A comparison of the antidepressant action of citalopram and amitriptyline. *Br J Psychiatry*. 1986 Oct;149:515-7. Source: *PubMed*
3090. Sheehan D, Dunbar GC, Fuell DL. The effect of paroxetine on anxiety and agitation associated with depression. *Psychopharmacol Bull*. 1992;28(2):139-43. Source: *PubMed*
3091. Sheehan DV. Venlafaxine extended release (XR) in the treatment of generalized anxiety disorder. *J Clin Psychiatry*. 1999;60 Suppl 22:23-8. Source: *PubMed*
3092. Sheehan DV. Attaining remission in generalized anxiety disorder: venlafaxine extended release comparative data. *J Clin Psychiatry*. 2001;62 Suppl 19:26-31. Source: *PubMed*
3093. Sheehan DV, Eaddy M, Sarnes M, et al. Evaluating the economic consequences of early antidepressant treatment discontinuation: a comparison between controlled-release and immediate-release paroxetine. *J Clin Psychopharmacol*. 2004 Oct;24(5):544-8. Source: *PubMed*
3094. Sheehan DV, Eaddy MT, Shah MB, et al. Differences in total medical costs across the SSRIs for the treatment of depression and anxiety. *Am J Manag Care*. 2005 Oct;11(12 Suppl):S354-61. Source: *PubMed*
3095. Sheffrin M, Driscoll HC, Lenze EJ, et al. Pilot study of augmentation with aripiprazole for incomplete response in late-life depression: getting to remission. *J Clin Psychiatry*. 2009 Feb;70(2):208-13. Source: *PubMed*

3096. Sheikh JI, Cassidy EL, Doraiswamy PM, et al. Efficacy, safety, and tolerability of sertraline in patients with late-life depression and comorbid medical illness. *J Am Geriatr Soc*. 2004 Jan;52(1):86-92. Source: *PubMed*
3097. Sheikh JI, Londeborg P, Clary CM, et al. The efficacy of sertraline in panic disorder: combined results from two fixed-dose studies. *Int Clin Psychopharmacol*. 2000 Nov;15(6):335-42. Source: *PubMed*
3098. Sheline Y, Bardgett ME, Csernansky JG. Correlated reductions in cerebrospinal fluid 5-HIAA and MHPG concentrations after treatment with selective serotonin reuptake inhibitors. *J Clin Psychopharmacol*. 1997 Feb;17(1):11-4. Source: *PubMed*
3099. Sheline YI, Pieper CF, Barch DM, et al. Support for the vascular depression hypothesis in late-life depression: results of a 2-site, prospective, antidepressant treatment trial. *Arch Gen Psychiatry*. 2010 Mar;67(3):277-85. Source: *PubMed*
3100. Shelton C, Entsuah R, Padmanabhan SK, et al. Venlafaxine XR demonstrates higher rates of sustained remission compared to fluoxetine, paroxetine or placebo. *Int Clin Psychopharmacol*. 2005 Jul;20(4):233-8. Source: *PubMed*
3101. Shelton RC. Augmentation strategies to increase antidepressant efficacy. *Journal of Clinical Psychiatry*. 2007 01/01;68:18-22. Source: *PsycINFO*
3102. Shelton RC. 'The role of L-methylfolate in depressive disorders': Commentary. *Primary Psychiatry*. 2009 Jan, 2009;16(1):8. Source: *PsycINFO*
3103. Shelton RC, Andorn AC, Mallinckrodt CH, et al. Evidence for the efficacy of duloxetine in treating mild, moderate, and severe depression. *Int Clin Psychopharmacol*. 2007 Nov;22(6):348-55. Source: *PubMed*
3104. Shelton RC, Davidson J, Yonkers KA, et al. The undertreatment of dysthymia. *J Clin Psychiatry*. 1997 Feb;58(2):59-65. Source: *PubMed*
3105. Shelton RC, Haman KL, Rapaport MH, et al. A randomized, double-blind, active-control study of sertraline versus venlafaxine XR in major depressive disorder. *J Clin Psychiatry*. 2006;67(11):1674-81. Source: *PubMed*
3106. Shelton RC, Prakash A, Mallinckrodt CH, et al. Patterns of depressive symptom response in duloxetine-treated outpatients with mild, moderate or more severe depression. *Int J Clin Pract*. 2007 Aug;61(8):1337-48. Source: *PubMed*
3107. Shelton RC, Williamson DJ, Corya SA, et al. Olanzapine/fluoxetine combination for treatment-resistant depression: a controlled study of SSRI and nortriptyline resistance. *J Clin Psychiatry*. 2005 Oct;66(10):1289-97. Source: *PubMed*
3108. Shen J, Chung SA, Kayumov L, et al. Polysomnographic and symptomatological analyses of major depressive disorder patients treated with mirtazapine. *Can J Psychiatry*. 2006 Jan;51(1):27-34. Source: *PubMed*
3109. Shen J, Moller HJ, Wang X, et al. Mirtazapine, a sedating antidepressant, and improved driving safety in patients with major depressive disorder: a prospective, randomized trial of 28 patients. *J Clin Psychiatry*. 2009 Mar;70(3):370-7. Source: *PubMed*
3110. Sherrod RA, Collins A, Wynn S, et al. Dissecting dementia, depression, and drug effects in older adults. *J Psychosoc Nurs Ment Health Serv*. 2010 Jan;48(1):39-47. Source: *PubMed*
3111. Shinkai K, Yoshimura R, Ueda N, et al. Associations between baseline plasma MHPG (3-methoxy-4-hydroxyphenylglycol) levels and clinical responses with respect to milnacipran versus paroxetine treatment. *J Clin Psychopharmacol*. 2004 Feb;24(1):11-7. Source: *PubMed*

3112. Showraki M. Pregabalin in the treatment of depression. *Journal of Psychopharmacology*. 2007 Nov, 2007;21(8):883-4.
Source: *PsycINFO*
3113. Shrivastava RK, Cohn C, Crowder J, et al. Long-term safety and clinical acceptability of venlafaxine and imipramine in outpatients with major depression. *J Clin Psychopharmacol*. 1994 Oct;14(5):322-9.
Source: *PubMed*
3114. Shrivastava RK, Shrivastava SH, Overweg N, et al. A double-blind comparison of paroxetine, imipramine, and placebo in major depression. *J Clin Psychiatry*. 1992 Feb;53 Suppl:48-51.
Source: *PubMed*
3115. Sicras-Mainar A, Navarro-Artieda R, Blanca-Tamayo M, et al. Comparison of escitalopram vs. citalopram and venlafaxine in the treatment of major depression in Spain: Clinical and economic consequences. *Current Medical Research and Opinion*. 2010;26(12):2757-64.
Source: *EMBASE*
3116. Sidwell RU, Swift S, Yan CL, et al. Treatment of toxic epidermal necrolysis with intravenous immunoglobulin. *Int J Clin Pract*. 2003 Sep;57(7):643-5.
Source: *PubMed*
3117. Sihvo S, Isometsa E, Kiviruusu O, et al. Antidepressant utilisation patterns and determinants of short-term and non-psychiatric use in the Finnish general adult population. *Journal of Affective Disorders*. 2008;110(1-2):94-105.
Source: *EMBASE*
3118. Silverstone PH, Entsuah R, Hackett D. Two items on the Hamilton Depression rating scale are effective predictors of remission: comparison of selective serotonin reuptake inhibitors with the combined serotonin/norepinephrine reuptake inhibitor, venlafaxine. *Int Clin Psychopharmacol*. 2002 Nov;17(6):273-80.
Source: *PubMed*
3119. Silverstone PH, Ravindran A. Once-daily venlafaxine extended release (XR) compared with fluoxetine in outpatients with depression and anxiety. Venlafaxine XR 360 Study Group. *J Clin Psychiatry*. 1999 Jan;60(1):22-8.
Source: *PubMed*
3120. Silverstone PH, Salinas E. Efficacy of venlafaxine extended release in patients with major depressive disorder and comorbid generalized anxiety disorder. *J Clin Psychiatry*. 2001 Jul;62(7):523-9.
Source: *PubMed*
3121. Simis S, Nitrini R. Cognitive improvement after treatment of depressive symptoms in the acute phase of stroke. *Arq Neuropsiquiatr*. 2006 Jun;64(2B):412-7.
Source: *PubMed*
3122. Simon GE, Heiligenstein J, Revicki D, et al. Long-term outcomes of initial antidepressant drug choice in a "real world" randomized trial. *Arch Fam Med*. 1999 Jul-Aug;8(4):319-25.
Source: *PubMed*
3123. Simon GE, Heiligenstein JH, Grothaus L, et al. Should anxiety and insomnia influence antidepressant selection: a randomized comparison of fluoxetine and imipramine. *J Clin Psychiatry*. 1998 Feb;59(2):49-55.
Source: *PubMed*
3124. Simon GE, Savarino J, Operskalski B, et al. Suicide risk during antidepressant treatment. *American Journal of Psychiatry*. 2006;163(1):41-7
Source: *PubMed*
3125. Simon JS, Aguiar LM, Kunz NR, et al. Extended-release venlafaxine in relapse prevention for patients with major depressive disorder. *J Psychiatr Res*. 2004 May-Jun;38(3):249-57.
Source: *PubMed*
3126. Simon JS, Evans DL, Nemeroff CB. The dexamethasone suppression test and antidepressant response in major depression. *J Psychiatr Res*. 1987;21(3):313-7.
Source: *PubMed*

3127. Simon JS, Sheehan D, Thase ME, et al. Comparison of efficacy and tolerability of paroxetine vs venlafaxine. 2005. Source: *Scopus*
3128. Simon NM, Shear MK, Fagiolini A, et al. Impact of concurrent naturalistic pharmacotherapy on psychotherapy of complicated grief. *Psychiatry Research*. 2008;159(1-2):31-6. Source: *EMBASE*
3129. Simon NM, Thompson EH, Pollack MH, et al. Complicated grief: a case series using escitalopram. *Am J Psychiatry*. 2007 Nov;164(11):1760-1. Source: *PubMed*
3130. Simon NM, Zalta AK, Worthington JJ, 3rd, et al. Preliminary support for gender differences in response to fluoxetine for generalized anxiety disorder. *Depress Anxiety*. 2006;23(6):373-6. Source: *PubMed*
3131. Simpson GM, El Sheshai A, Rady A, et al. Sertraline as monotherapy in the treatment of psychotic and nonpsychotic depression. *J Clin Psychiatry*. 2003 Aug;64(8):959-65. Source: *PubMed*
3132. Singh P, Kumar R. Assessment of the effectiveness of sustained release Bupropion and intensive physician advice in smoking cessation. *Lung India*. 2010;27(1):11-8. Source: *EMBASE*
3133. Sipkoff M. Health plans walk a clinical tightrope when treating adolescents for depression. *Manag Care*. 2010 Feb;19(2):8-10. Source: *PubMed*
3134. Sir A, D'Souza RF, Uguz S, et al. Randomized trial of sertraline versus venlafaxine XR in major depression: efficacy and discontinuation symptoms. *J Clin Psychiatry*. 2005 Oct;66(10):1312-20. Source: *Handsearch*
3135. Sit D, Perel JM, Luther JF, et al. Disposition of chiral and racemic fluoxetine and norfluoxetine across childbearing. *Journal of Clinical Psychopharmacology*. 2010;30(4):381-6. Source: *EMBASE*
3136. Skarstein J. A 'trouble-blind' placebo controlled comparative study between two new antidepressant agents (Seroxat (R) (paroxetine) and Tolvon (R) (mianserin)): <ORIGINAL> EN 'TROUBLE-BLIND' PLACEBOKONTROLLERT SAMMENLIKNENDE UNDERSOKELSE MELLOM TO NYE ANTIDEPRESSIVER. *Tidsskrift For Den Norske Laegeforening*. 1998;118(2):265-6. Source: *EMBASE*
3137. Skinner EP, Cantrell R, Chaffin J, et al. Adherence with once-daily bupropion XL versus twice-daily bupropion SR. *J Am Pharm Assoc* 2005;45265 Source: *Handsearch*
3138. Skrabal MZ, Stading JA, Monaghan MS. Rhabdomyolysis associated with simvastatin-nefazodone therapy. *South Med J*. 2003 Oct;96(10):1034-5. Source: *PubMed*
3139. Slaughter JR, Parker JC, Martens MP, et al. Clinical outcomes following a trial of sertraline in rheumatoid arthritis. *Psychosomatics*. 2002 Jan-Feb;43(1):36-41. Source: *PubMed*
3140. Slawek J, Wichowicz HM, Cubala WJ, et al. Psychogenic axial myoclonus: Report on two cases. *Neurological Sciences*. 2010;31(2):219-22. Source: *EMBASE*
3141. Smajkic A, Weine S, Duric-Bijedic Z, et al. Sertraline, paroxetine and venlafaxine in refugee post traumatic stress disorder with depression symptoms. *Med Arh*. 2001;55(1 Suppl 1):35-8. Source: *PubMed*
3142. Small GW, Birkett M, Meyers BS, et al. Impact of physical illness on quality of life and antidepressant response in geriatric major depression. Fluoxetine Collaborative Study Group. *J Am Geriatr Soc*. 1996 Oct;44(10):1220-5. Source: *PubMed*

3143. Small GW, Hamilton SH, Bystritsky A, et al. Clinical response predictors in a double-blind, placebo-controlled trial of fluoxetine for geriatric major depression. Fluoxetine Collaborative Study Group. *Int Psychogeriatr*. 1995;7 Suppl:41-53.
Source: *PubMed*
3144. Small GW, Schneider LS, Hamilton SH, et al. Site variability in a multisite geriatric depression trial. *Journal of Geriatric Psychiatry*. 1996;11(12):1089-95.
Source: *EMBASE*
3145. Smedh K, Spigset O, Allard P, et al. Platelet [3H]paroxetine and [3H]lysergic acid diethylamide binding in seasonal affective disorder and the effect of bright light therapy. *Biol Psychiatry*. 1999 Feb 15;45(4):464-70.
Source: *PubMed*
3146. Smeraldi E. Amisulpride in the treatment of dysthymia: Preliminary results in a comparative double-blind study with fluoxetine. *Nuova Rivista Di Neurologia*. 1995;5(6 Suppl 2):22-6.
Source: *EMBASE*
3147. Smeraldi E. Amisulpride versus fluoxetine in patients with dysthymia or major depression in partial remission: a double-blind, comparative study. *J Affect Disord*. 1998 Feb;48(1):47-56.
Source: *PubMed*
3148. Smeraldi E, Haefele E, Crespi G, et al. Amisulpride versus fluoxetine in dysthymia: Preliminary results of a double-blind comparative study. *European Psychiatry*. 1996;11(Suppl 3):141s-3s.
Source: *EMBASE*
3149. Smeraldi E, Zanardi R, Benedetti F, et al. Polymorphism within the promoter of the serotonin transporter gene and antidepressant efficacy of fluvoxamine. *Mol Psychiatry*. 1998 Nov;3(6):508-11.
Source: *PubMed*
3150. Smesny S, Baur K, Rudolph N, et al. Alterations of niacin skin sensitivity in recurrent unipolar depressive disorder. *Journal of affective disorders*. 2010;124(3):335-40.
Source: *EMBASE*
3151. Smith AJ, Sketris I, Cooke C, et al. A comparison of antidepressant use in Nova Scotia, Canada and Australia. *Pharmacoepidemiol Drug Saf*. 2008 Jul;17(7):697-706.
Source: *PubMed*
3152. Smith Caroline A, Hay Phillipa PJ, MacPherson H. Acupuncture for depression. *Cochrane Database of Systematic Reviews* 2010(1):
Source: *The Cochrane Library*
3153. Smith CN, Frascino JC, Kripke DL, et al. Losing memories overnight: A unique form of human amnesia. *Neuropsychologia*. 2010;48(10):2833-40.
Source: *EMBASE*
3154. Smith D, Dempster C, Glanville J, et al. Efficacy and tolerability of venlafaxine compared with selective serotonin reuptake inhibitors and other antidepressants: a meta-analysis. *Br J Psychiatry*. 2002 May;180:396-404.
Source: *PubMed*
3155. Smith DM, Levitte SS. Association of fluoxetine and return of sexual potency in three elderly men. *J Clin Psychiatry*. 1993 Aug;54(8):317-9.
Source: *PubMed*
3156. Smith GS, Reynolds CF, 3rd, Houck PR, et al. Cerebral glucose metabolic response to combined total sleep deprivation and antidepressant treatment in geriatric depression: a randomized, placebo-controlled study. *Psychiatry Res*. 2009 Jan 30;171(1):1-9.
Source: *PubMed*
3157. Smith WT, Glaudin V. A placebo-controlled trial of paroxetine in the treatment of major depression. *J Clin Psychiatry*. 1992 Feb;53 Suppl:36-9.
Source: *PubMed*
3158. Smith WT, Glaudin V, Panagides J, et al. Mirtazapine vs. amitriptyline vs. placebo in the treatment of major depressive disorder. *Psychopharmacol Bull*. 1990;26(2):191-6.
Source: *PubMed*

3159. Smith WT, Londborg PD, Glaudin V, et al. Short-term augmentation of fluoxetine with clonazepam in the treatment of depression: a double-blind study. *Am J Psychiatry*. 1998 Oct;155(10):1339-45.
Source: *PubMed*
3160. Smith WT, Londborg PD, Glaudin V, et al. Is extended clonazepam cotherapy of fluoxetine effective for outpatients with major depression? *J Affect Disord*. 2002 Aug;70(3):251-9.
Source: *PubMed*
3161. Smits K, Smits L, Peeters F, et al. Serotonin transporter polymorphisms and the occurrence of adverse events during treatment with selective serotonin reuptake inhibitors. *Int Clin Psychopharmacol*. 2007 May;22(3):137-43.
Source: *PubMed*
3162. Snedecor SJ, Botteman MF, Schaefer K, et al. Economic outcomes of eszopiclone treatment in insomnia and comorbid major depressive disorder. *The journal of mental health policy and economics* 2010(1):27-35
Source: *The Cochrane Library*
3163. Sneed JR, Culang ME, Keilp JG, et al. Antidepressant medication and executive dysfunction: a deleterious interaction in late-life depression. *Am J Geriatr Psychiatry* 2010;18(2):128-35
Source: *PubMed*
3164. Sneed JR, Keilp JG, Brickman AM, et al. The specificity of neuropsychological impairment in predicting antidepressant non-response in the very old depressed. *Int J Geriatr Psychiatry*. 2008 Mar;23(3):319-23.
Source: *PubMed*
3165. Sneed JR, Roose SP, Keilp JG, et al. Response inhibition predicts poor antidepressant treatment response in very old depressed patients. *Am J Geriatr Psychiatry*. 2007 Jul;15(7):553-63.
Source: *PubMed*
3166. Soares CN, Kornstein SG, Thase ME, et al. Assessing the efficacy of desvenlafaxine for improving functioning and well-being outcome measures in patients with major depressive disorder: a pooled analysis of 9 double-blind, placebo-controlled, 8-week clinical trials. *J Clin Psychiatry*. 2009 Oct;70(10):1365-71.
Source: *PubMed*
3167. Soares CN, Poitras JR, Prouty J, et al. Efficacy of citalopram as a monotherapy or as an adjunctive treatment to estrogen therapy for perimenopausal and postmenopausal women with depression and vasomotor symptoms. *J Clin Psychiatry*. 2003 Apr;64(4):473-9.
Source: *PubMed*
3168. Soares CN, Thase ME, Clayton A, et al. Desvenlafaxine and escitalopram for the treatment of postmenopausal women with major depressive disorder. *Menopause* 2010;17(4):700-11
Source: *PubMed*
3169. Sobis J, Jarzab M, Hese RT, et al. Therapeutic efficacy assessment of weak variable magnetic fields with low value of induction in patients with drug-resistant depression. *J Affect Disord*. 2010 Jun;123(1-3):321-6.
Source: *PubMed*
3170. Sobocki P, Ekman M, Ovanfors A, et al. The cost-utility of maintenance treatment with venlafaxine in patients with recurrent major depressive disorder. *International Journal of Clinical Practice*. 2008;62(4):623-32.
Source: *Scopus*
3171. Sogaard J, Lane R, Latimer P, et al. A 12-week study comparing moclobemide and sertraline in the treatment of outpatients with atypical depression. *J Psychopharmacol*. 1999 Dec;13(4):406-14.
Source: *PubMed*
3172. Sokolski KN. Adjunctive aripiprazole for bupropion-resistant major depression. *Annals of Pharmacotherapy (USA)*. 2008 01/01;42(Feb):1124-9.
Source: *PsycINFO*

3173. Sokolski KN, Gripeos D. Remission of chronic severe selective serotonin-reuptake inhibitor/selective norepinephrine-reuptake inhibitor refractory depression following adjunctive aripiprazole. *Annals of Pharmacotherapy (USA)*. 2008 09/01;42(Sep):1348-9.
Source: *PsycINFO*
3174. Solai LK, Mulsant BH, Pollock BG, et al. Effect of sertraline on plasma nortriptyline levels in depressed elderly. *J Clin Psychiatry*. 1997 Oct;58(10):440-3.
Source: *PubMed*
3175. Solai LK, Pollock BG, Mulsant BH, et al. Effect of nortriptyline and paroxetine on CYP2D6 activity in depressed elderly patients. *J Clin Psychopharmacol*. 2002 Oct;22(5):481-6.
Source: *PubMed*
3176. Solomon DA, Leon AC, Mueller TI, et al. Tachyphylaxis in unipolar major depressive disorder. *Journal of Clinical Psychiatry*. 2005;66(3):283-90.
Source: *EMBASE*
3177. Solyom L, Solyom C, Ledwidge B. The fluoxetine treatment of low-weight, chronic bulimia nervosa. *J Clin Psychopharmacol*. 1990 Dec;10(6):421-5.
Source: *PubMed*
3178. Solyom L, Solyom C, Ledwidge B. Fluoxetine in panic disorder. *Can J Psychiatry*. 1991 Jun;36(5):378-80.
Source: *PubMed*
3179. Solyom L, Solyom C, Ledwidge B. Fluoxetine treatment of obsessive-compulsive disorder. *Can J Psychiatry*. 1991 Dec;36(10):723-7.
Source: *PubMed*
3180. Sommer BR, Fenn H, Pompei P, et al. Safety of antidepressants in the elderly. *Expert Opin Drug Saf*. 2003 Jul;2(4):367-83.
Source: *PubMed*
3181. Sondergaard MP, Jarden JO, Martiny K, et al. Dose response to adjunctive light therapy in citalopram-treated patients with post-stroke depression. A randomised, double-blind pilot study. *Psychother Psychosom*. 2006;75(4):244-8.
Source: *PubMed*
3182. Song C, Halbreich U, Han C, et al. Imbalance between pro- and anti-inflammatory cytokines, and between Th1 and Th2 cytokines in depressed patients: the effect of electroacupuncture or fluoxetine treatment. *Pharmacopsychiatry*. 2009 Sep;42(5):182-8.
Source: *PubMed*
3183. Song Y, Zhou D, Fan J, et al. Effects of electroacupuncture and fluoxetine on the density of GTP-binding-proteins in platelet membrane in patients with major depressive disorder. *J Affect Disord*. 2007 Mar;98(3):253-7.
Source: *PubMed*
3184. Sonnenberg CM, Deeg DJ, Comijs HC, et al. Trends in antidepressant use in the older population: results from the LASA-study over a period of 10 years. *J Affect Disord*. 2008 Dec;111(2-3):299-305.
Source: *PubMed*
3185. Sopko MA, Jr., Ehret MJ, Grgas M. Desvenlafaxine: another "me too" drug? *Ann Pharmacother*. 2008 Oct;42(10):1439-46.
Source: *PubMed*
3186. Souetre E, Martin P, Lozet H, et al. Quality of life in depressed patients: comparison of fluoxetine and major tricyclic antidepressants. *Int Clin Psychopharmacol*. 1996 Mar;11(1):45-52.
Source: *PubMed*
3187. Soutullo CA, McElroy SL, Keck PE, Jr. Hypomania associated with mirtazapine augmentation of sertraline. *J Clin Psychiatry*. 1998 Jun;59(6):320.
Source: *PubMed*
3188. Spalletta G, Ripa A, Bria P, et al. Response of emotional unawareness after stroke to antidepressant treatment. *Am J Geriatr Psychiatry*. 2006 Mar;14(3):220-7.
Source: *PubMed*
3189. Spielmans GI. Duloxetine does not relieve painful physical symptoms in depression: a meta-analysis. *Psychother Psychosom*. 2008;77(1):12-6
Source: *PubMed*

3190. Spielmans GI, McFall JP. A Comparative Meta-Analysis of Clinical Global Impressions Change in Antidepressant Trials. *Journal of Nervous and Mental Disease*. 2006 Nov, 2006;194(11):845-52.
Source: *PsycINFO*
3191. Spigset O, Adielsson G. Combined serotonin syndrome and hyponatraemia caused by a citalopram-buspirone interaction. *Int Clin Psychopharmacol*. 1997 Jan;12(1):61-3.
Source: *PubMed*
3192. Spigset O, Carieborg L, Ohman R, et al. Excretion of citalopram in breast milk. *Br J Clin Pharmacol*. 1997 Sep;44(3):295-8.
Source: *PubMed*
3193. Spigset O, Ohman R. A case of fluvoxamine intoxication demonstrating nonlinear elimination pharmacokinetics. *J Clin Psychopharmacol*. 1996 Jun;16(3):254-5.
Source: *PubMed*
3194. Spillmann M, Borus JS, Davidson KG, et al. Sociodemographic predictors of response to antidepressant treatment. *Int J Psychiatry Med*. 1997;27(2):129-36.
Source: *PubMed*
3195. Spina E, Campo GM, Avenoso A, et al. Interaction between fluvoxamine and imipramine/desipramine in four patients. *Ther Drug Monit*. 1992 Jun;14(3):194-6.
Source: *PubMed*
3196. Spina E, Pollicino AM, Avenoso A, et al. Fluvoxamine-induced alterations in plasma concentrations of imipramine and desipramine in depressed patients. *Int J Clin Pharmacol Res*. 1993;13(3):167-71.
Source: *PubMed*
3197. Spittlehouse JK, Pearson JF, Luty SE, et al. Measures of temperament and character are differentially impacted on by depression severity. *J Affect Disord*. 2010 Oct;126(1-2):140-6.
Source: *PubMed*
3198. Sprenger D. Buspirone augmentation of a selective serotonin reuptake inhibitor: efficacy in two depressed patients with comorbid anxiety and type I alcohol dependence. *J Clin Psychopharmacol*. 1997 Oct;17(5):425-6.
Source: *PubMed*
3199. Spring B, Doran N, Pagoto S, et al. Fluoxetine, smoking, and history of major depression: A randomized controlled trial. *J Consult Clin Psychol*. 2007 Feb;75(1):85-94.
Source: *PubMed*
3200. Sramek JJ, Kashkin K, Jasinsky O, et al. Placebo-controlled study of ABT-200 versus fluoxetine in the treatment of major depressive disorder. *Depression*. 1995;3(4):199-203.
Source: *EMBASE*
3201. Staab JP, Evans DL. Efficacy of venlafaxine in geriatric depression. *Depress Anxiety*. 2000;12 Suppl 1:63-8.
Source: *PubMed*
3202. Stahl S, Zivkov M, Reimitz PE, et al. Meta-analysis of randomized, double-blind, placebo-controlled, efficacy and safety studies of mirtazapine versus amitriptyline in major depression. *Acta Psychiatr Scand Suppl*. 1997;391:22-30.
Source: *PubMed*
3203. Stahl SM. Placebo-controlled comparison of the selective serotonin reuptake inhibitors citalopram and sertraline. *Biol Psychiatry*. 2000 Nov 1;48(9):894-901.
Source: *PubMed*
3204. Stahl SM. Antidepressant Treatment of Psychotic Major Depression: Potential Role of the ζ Receptor. *CNS Spectrums*. 2005 Apr, 2005;10(4):319-23.
Source: *PsycINFO*
3205. Stahl SM, Entsuah R, Rudolph RL. Comparative efficacy between venlafaxine and SSRIs: a pooled analysis of patients with depression. *Biol Psychiatry*. 2002 Dec 15;52(12):1166-74.
Source: *PubMed*
3206. Stain-Malmgren R, Khoury AE, Aberg-Wistedt A, et al. Serotonergic function in major depression and effect of sertraline and paroxetine treatment. *Int Clin Psychopharmacol*. 2001 Mar;16(2):93-101.
Source: *PubMed*
3207. Stamenkovic M, Blasbichier T, Riederer F, et al. Fluoxetine treatment in patients with recurrent brief depression. *Int Clin Psychopharmacol*. 2001 Jul;16(4):221-6.
Source: *PubMed*

3208. Stamenkovic M, Pezawas L, de Zwaan M, et al. Mirtazapine in recurrent brief depression. *Int Clin Psychopharmacol.* 1998 Jan;13(1):39-40.
Source: *PubMed*
3209. Staner L, Kerkhofs M, Detroux D, et al. Acute, subchronic and withdrawal sleep EEG changes during treatment with paroxetine and amitriptyline: a double-blind randomized trial in major depression. *Sleep.* 1995 Jul;18(6):470-7.
Source: *PubMed*
3210. Stang P, Suppapanaya N, Hogue SL, et al. Persistence with once-daily versus twice-daily bupropion for the treatment of depression in a large managed-care population. *Am J Ther.* 2007 May-Jun;14(3):241-6.
Source: *PubMed*
3211. Stang P, Young S, Hogue S. Better patient persistence with once-daily bupropion compared with twice-daily bupropion. *Am J Ther.* 2007 Jan-Feb;14(1):20-4.
Source: *PubMed*
3212. Stanley N, Fairweather DB, Hindmarch I. Effects of fluoxetine and dothiepin on 24-hour activity in depressed patients. *Neuropsychobiology.* 1999;39(1):44-8.
Source: *PubMed*
3213. Stark P, Hardison CD. A review of multicenter controlled studies of fluoxetine vs. imipramine and placebo in outpatients with major depressive disorder. *J Clin Psychiatry.* 1985 Mar;46(3 Pt 2):53-8.
Source: *PubMed*
3214. Stassen HH, Angst J, Delini-Stula A. Fluoxetine versus moclobemide: cross-comparison between the time courses of improvement. *Pharmacopsychiatry.* 1999 Mar;32(2):56-60.
Source: *PubMed*
3215. Stead Lindsay F, Lancaster T. Interventions to reduce harm from continued tobacco use. *Cochrane Database of Systematic Reviews* 2007(3):
Source: *The Cochrane Library*
3216. Stedman CA, Begg EJ, Kennedy MA, et al. Cytochrome P450 2D6 genotype does not predict SSRI (fluoxetine or paroxetine) induced hyponatraemia. *Hum Psychopharmacol.* 2002 Jun;17(4):187-90.
Source: *PubMed*
3217. Stedman M, Pettinati HM, Brown ES, et al. A double-blind, placebo-controlled study with quetiapine as adjunct therapy with lithium or divalproex in bipolar I patients with coexisting alcohol dependence. *Alcoholism: Clinical and Experimental Research.* 2010;34(10):1822-31.
Source: *EMBASE*
3218. Stefanini E, Fadda F, Medda L, et al. Selective inhibition of serotonin uptake by trazodone, a new antidepressant agent. *Life Sci.* 1976 Jun 15;18(12):1459-65.
Source: *PubMed*
3219. Steffens DC, Doraiswamy PM, McQuoid DR. Bupropion SR in the naturalistic treatment of elderly patients with major depression. *Int J Geriatr Psychiatry.* 2001 Sep;16(9):862-5.
Source: *PubMed*
3220. Stein A, Hinz M, Uncini T. Amino acid-responsive Crohn's disease: A case study. 2010;3171-7
Source: *Handsearch*
3221. Stein DJ, Andersen EW, Lader M. Escitalopram versus paroxetine for social anxiety disorder: An analysis of efficacy for different symptom dimensions. *European Neuropsychopharmacology.* 2006;16(1):33-8.
Source: *Scopus*
3222. Stein MB, Kline NA, Matloff JL. Adjunctive olanzapine for SSRI-resistant combat-related PTSD: a double-blind, placebo-controlled study. *Am J Psychiatry.* 2002 Oct;159(10):1777-9.
Source: *PubMed*
3223. Stein MD, Herman DS, Kettavong M, et al. Antidepressant treatment does not improve buprenorphine retention among opioid-dependent persons. *Journal of substance abuse treatment.* 2010;39(2):157-66.
Source: *EMBASE*

3224. Stein MD, Solomon DA, Anderson BJ, et al. Persistence of antidepressant treatment effects in a pharmacotherapy plus psychotherapy trial for active injection drug users. *Am J Addict.* 2005 Jul-Sep;14(4):346-57.
Source: *PubMed*
3225. Steinacher L, Vandel P, Zullino DF, et al. Carbamazepine augmentation in depressive patients non-responding to citalopram: a pharmacokinetic and clinical pilot study. *Eur Neuropsychopharmacol.* 2002 Jun;12(3):255-60.
Source: *PubMed*
3226. Steinberg M, Munro CA, Samus Q, et al. Patient predictors of response to treatment of depression in Alzheimer's disease: the DIADS study. *Int J Geriatr Psychiatry.* 2004 Feb;19(2):144-50.
Source: *PubMed*
3227. Steinmeyer EM, Moller HJ. Facet theoretic analysis of the Hamilton-D scale. *J Affect Disord.* 1992 May;25(1):53-61.
Source: *PubMed*
3228. Stephenson DA, Harris B, Davies RH, et al. The impact of antidepressants on sleep and anxiety: A comparative study of fluoxetine and dothiepin using the Leeds Sleep Evaluation Questionnaire. *Hum Psychopharmacol.* 2000;15(7):529-34.
Source: *EMBASE*
3229. Stern WC, Harto-Truax N, Bauer N. Efficacy of bupropion in tricyclic-resistant or intolerant patients. *J Clin Psychiatry.* 1983 May;44(5 Pt 2):148-52.
Source: *PubMed*
3230. Sternbach H. Fluoxetine-associated potentiation of calcium-channel blockers. *J Clin Psychopharmacol.* 1991 Dec;11(6):390-1.
Source: *PubMed*
3231. Sternbach H. The serotonin syndrome. *Am J Psychiatry.* 1991 Jun;148(6):705-13.
Source: *PubMed*
3232. Stewart DE. Hepatic adverse reactions associated with nefazodone. *Can J Psychiatry.* 2002 May;47(4):375-7.
Source: *Handsearch*
3233. Stewart DE. Physical symptoms of depression: unmet needs in special populations. *J Clin Psychiatry.* 2003;64 Suppl 7:12-6.
Source: *PubMed*
3234. Stewart DE. Venlafaxine and sour date nut. *Am J Psychiatry.* 2004 Jun;161(6):1129-30.
Source: *PubMed*
3235. Stewart DE, Wohlreich MM, Mallinckrodt CH, et al. Duloxetine in the treatment of major depressive disorder: comparisons of safety and tolerability in male and female patients. *J Affect Disord* 2006;94(1-3):183-9
Source: *PubMed*
3236. Stewart JW, Deliyannides DA, McGrath PJ. Is duloxetine effective treatment for depression with atypical features? *Int Clin Psychopharmacol.* 2008 Nov;23(6):333-6.
Source: *PubMed*
3237. Stewart JW, McGrath PJ, Deliyannides RA, et al. Does dual antidepressant therapy as initial treatment hasten and increase remission from depression? *J Psychiatr Pract.* 2009 Sep;15(5):337-45.
Source: *PubMed*
3238. Stewart JW, McGrath PJ, Fava M, et al. Do atypical features affect outcome in depressed outpatients treated with citalopram? *Int J Neuropsychopharmacol.* 2010 Feb;13(1):15-30.
Source: *PubMed*
3239. Stewart JW, Quitkin FM, McGrath PJ, et al. Use of pattern analysis to predict differential relapse of remitted patients with major depression during 1 year of treatment with fluoxetine or placebo. *Arch Gen Psychiatry.* 1998 Apr;55(4):334-43.
Source: *PubMed*
3240. Stockler MR, O'Connell R, Nowak AK, et al. Effect of sertraline on symptoms and survival in patients with advanced cancer, but without major depression: a placebo-controlled double-blind randomised trial. *Lancet Oncol.* 2007 Jul;8(7):603-12.
Source: *PubMed*

3241. Stoffers J, Völm Birgit A, Rücker G, et al. Pharmacological interventions for borderline personality disorder. *Cochrane Database of Systematic Reviews* 2010(6):
Source: *The Cochrane Library*
3242. Stokes PE. A primary care perspective on management of acute and long-term depression. *J Clin Psychiatry*. 1993 Aug;54 Suppl:74-84; discussion 5-7.
Source: *PubMed*
3243. Stoll AL, Pillay SS, Diamond L, et al. Methylphenidate augmentation of serotonin selective reuptake inhibitors: a case series. *J Clin Psychiatry*. 1996 Feb;57(2):72-6.
Source: *PubMed*
3244. Stone M, Laughren T, Jones ML, et al. Risk of suicidality in clinical trials of antidepressants in adults: Analysis of proprietary data submitted to US Food and Drug Administration. *Bmj* 2009;339(7718):431-4
Source: *Scopus*
3245. Stone MB, Jones ML. Clinical Review: Relationship Between Antidepressant Drugs and Suicidality in Adults. 2006:1-64.
Source: *Scopus*
3246. Storch DD. Successful use of VNS for depression [15]. *Psychiatric Services*. 2006;57(10):1518-9.
Source: *EMBASE*
3247. Stott PC, Blagden MD, Aitken CA. Depression and associated anxiety in primary care: A double-blind comparison of paroxetine and amitriptyline. *European Neuropsychopharmacology*. 1993;3(3):324-5.
Source: *EMBASE*
3248. Strachan J, Shepherd J. Hyponatraemia associated with the use of selective serotonin re-uptake inhibitors. *Aust N Z J Psychiatry*. 1998 Apr;32(2):295-8.
Source: *PubMed*
3249. Straton JB, Cronholm P. Are paroxetine, fluoxetine, and sertraline equally effective for depression? *J Fam Pract*. 2002 Mar;51(3):285.
Source: *PubMed*
3250. Stratta P, Bolino F, Cupillari M, et al. A double-blind parallel study comparing fluoxetine with imipramine in the treatment of atypical depression. *Int Clin Psychopharmacol*. 1991 Winter;6(3):193-6.
Source: *PubMed*
3251. Strauss WL, Unis AS, Cowan C, et al. Fluorine magnetic resonance spectroscopy measurement of brain fluvoxamine and fluoxetine in pediatric patients treated for pervasive developmental disorders. *Am J Psychiatry*. 2002 May;159(5):755-60.
Source: *PubMed*
3252. Strik JJ, Honig A, Lousberg R, et al. Cardiac side-effects of two selective serotonin reuptake inhibitors in middle-aged and elderly depressed patients. *Int Clin Psychopharmacol*. 1998 Nov;13(6):263-7.
Source: *PubMed*
3253. Strik JJ, Honig A, Lousberg R, et al. Efficacy and safety of fluoxetine in the treatment of patients with major depression after first myocardial infarction: findings from a double-blind, placebo-controlled trial. *Psychosom Med*. 2000 Nov-Dec;62(6):783-9.
Source: *PubMed*
3254. Strohle A, Pasini A, Romeo E, et al. Fluoxetine decreases concentrations of 3 alpha, 5 alpha-tetrahydrodeoxycorticosterone (THDOC) in major depression. *J Psychiatr Res*. 2000 May-Jun;34(3):183-6.
Source: *PubMed*
3255. Strombom I, Wernicke JF, Seeger J, et al. Hepatic effects of duloxetine-III: analysis of hepatic events using external data sources. *Curr Drug Saf*. 2008 May;3(2):154-62.
Source: *PubMed*
3256. Strunk DR, Stewart MO, Hollon SD, et al. Can pharmacotherapists be too supportive? A process study of active medication and placebo in the treatment of depression. *Psychol Med*. 2010 Aug;40(8):1379-87.
Source: *PubMed*
3257. Stulz N, Thase ME, Klein DN, et al. Differential effects of treatments for chronic depression: a latent growth model reanalysis. *J Consult Clin Psychol*. 2010 Jun;78(3):409-19.
Source: *PubMed*

3258. Stuppaeck CH, Geretsegger C, Whitworth AB, et al. A multicenter double-blind trial of paroxetine versus amitriptyline in depressed inpatients. *J Clin Psychopharmacol*. 1994 Aug;14(4):241-6.
Source: *PubMed*
3259. Su JA, Chou SY, Chang CJ, et al. Changes in consultation-liaison psychiatry in the first five years of operation of a newly-opened hospital. *Chang Gung Medical Journal*. 2010;33(3):292-300.
Source: *EMBASE*
3260. Suchowersky O, deVries JD. Interaction of fluoxetine and selegiline. *Can J Psychiatry*. 1990 Aug;35(6):571-2.
Source: *PubMed*
3261. Sugiyama N, Sasayama D, Amano N. Remarkable antidepressant augmentation effect of raloxifene, a selective estrogen receptor modulator, in a partial responder to fluvoxamine: a case report. *J Clin Psychiatry*. 2007 Apr;68(4):636-7.
Source: *PubMed*
3262. Sullivan EM, Griffiths RI, Frank RG, et al. One-year costs of second-line therapies for depression. *J Clin Psychiatry*. 2000 Apr;61(4):290-8.
Source: *PubMed*
3263. Sullivan G. Increased libido in three men treated with trazodone. *J Clin Psychiatry*. 1988 May;49(5):202-3.
Source: *PubMed*
3264. Sullivan MD, Katon WJ, Russo JE, et al. Patient beliefs predict response to paroxetine among primary care patients with dysthymia and minor depression. *J Am Board Fam Pract*. 2003 Jan-Feb;16(1):22-31.
Source: *PubMed*
3265. Sunder KR, Wisner KL, Hanusa BH, et al. Postpartum depression recurrence versus discontinuation syndrome: observations from a randomized controlled trial. *J Clin Psychiatry*. 2004 Sep;65(9):1266-8.
Source: *PubMed*
3266. Suri R, Altshuler L, Hendrick V, et al. The impact of depression and fluoxetine treatment on obstetrical outcome. *Arch Women Ment Health*. 2004 Jul;7(3):193-200.
Source: *PubMed*
3267. Suri R, Hellemann G, Cohen L, et al. Saliva Estriol Levels in Women with and Without Prenatal Antidepressant Treatment. *Biological Psychiatry*. 2008;64(6):533-7.
Source: *EMBASE*
3268. Suri RA, Altshuler LL, Rasgon NL, et al. Efficacy and response time to sertraline versus fluoxetine in the treatment of unipolar major depressive disorder. *Journal Of Clinical Psychiatry*. 2000;61(12):942-6.
Source: *EMBASE*
3269. Sussman N. Venlafaxine XR therapy for major depression and anxiety disorders. The clinical implications that its advantages pose. *Postgrad Med*. 1999 Nov;106(6 Suppl):31-6.
Source: *PubMed*
3270. Suzuki Y, Fukui N, Sawamura K, et al. Concentration-response relationship for fluvoxamine using remission as an endpoint: a receiver operating characteristics curve analysis in major depression. *J Clin Psychopharmacol*. 2008 Jun;28(3):325-8.
Source: *PubMed*
3271. Swartz JR, Miller BL, Lesser IM, et al. Frontotemporal dementia: treatment response to serotonin selective reuptake inhibitors. *J Clin Psychiatry*. 1997 May;58(5):212-6.
Source: *PubMed*
3272. Swiecicki L, Szafranski T. Side effects after phototherapy implementation in addition to fluoxetine or sertraline treatment: a report of two cases. *World J Biol Psychiatry*. 2002 Apr;3(2):109-11.
Source: *PubMed*
3273. Szabo CP. Fluoxetine and sumatriptan: possibly a counterproductive combination. *J Clin Psychiatry*. 1995 Jan;56(1):37-8.
Source: *PubMed*
3274. Szanto K, Mulsant BH, Houck P, et al. Occurrence and course of suicidality during short-term treatment of late-life depression. *Arch Gen Psychiatry*. 2003 Jun;60(6):610-7.
Source: *PubMed*

3275. Szegedi A, Kohnen R, Dienel A, et al. Acute treatment of moderate to severe depression with hypericum extract WS 5570 (St John's wort): randomised controlled double blind non-inferiority trial versus paroxetine. *Bmj*. 2005 Mar 5;330(7490):503.
Source: *PubMed*
3276. Szegedi A, Muller MJ, Angheliescu I, et al. Early improvement under mirtazapine and paroxetine predicts later stable response and remission with high sensitivity in patients with major depression. *J Clin Psychiatry*. 2003 Apr;64(4):413-20.
Source: *PubMed*
3277. Szegedi A, Rujescu D, Tadic A, et al. The catechol-O-methyltransferase Val108/158Met polymorphism affects short-term treatment response to mirtazapine, but not to paroxetine in major depression. *Pharmacogenomics J*. 2005;5(1):49-53.
Source: *PubMed*
3278. Szegedi A, Wetzel H, Angersbach D, et al. A double-blind study comparing paroxetine and maprotiline in depressed outpatients. *Pharmacopsychiatry*. 1997 May;30(3):97-105.
Source: *PubMed*
3279. Szegedi A, Wetzel H, Angersbach D, et al. Response to treatment in minor and major depression: results of a double-blind comparative study with paroxetine and maprotiline. *J Affect Disord*. 1997 Sep;45(3):167-78.
Source: *PubMed*
3280. Tadic A, Gorbulev S, Dahmen N, et al. Rationale and design of the randomised clinical trial comparing early medication change (EMC) strategy with treatment as usual (TAU) in patients with Major Depressive Disorder - the EMC trial. *Trials*. 2010;11.
Source: *EMBASE*
3281. Tadic A, Helmreich I, Mergl R, et al. Early improvement is a predictor of treatment outcome in patients with mild major, minor or subsyndromal depression. *J Affect Disord*. 2010 Jan;120(1-3):86-93.
Source: *PubMed*
3282. Tadic A, Muller MJ, Rujescu D, et al. The MAOA T941G polymorphism and short-term treatment response to mirtazapine and paroxetine in major depression. *Am J Med Genet B Neuropsychiatr Genet*. 2007 Apr 5;144B(3):325-31.
Source: *PubMed*
3283. Tadić A, Rujescu D, Müller MJ, et al. Association analysis between variants of the interleukin-1 β and the interleukin-1 receptor antagonist gene and antidepressant treatment response in major depression. *Neuropsychiatric Disease and Treatment*. 2008 2008;4(1):269-76.
Source: *PsycINFO*
3284. Tadic A, Rujescu D, Muller MJ, et al. A monoamine oxidase B gene variant and short-term antidepressant treatment response. *Prog Neuropsychopharmacol Biol Psychiatry*. 2007 Oct 1;31(7):1370-7.
Source: *PubMed*
3285. Takahashi T, Yucel M, Lorenzetti V, et al. Volumetric MRI study of the insular cortex in individuals with current and past major depression. *Journal of affective disorders*. 2010;121(3):231-8.
Source: *EMBASE*
3286. Takahashi T, Yucel M, Lorenzetti V, et al. An MRI study of the superior temporal subregions in patients with current and past major depression. *Progress in Neuro-Psychopharmacology and Biological Psychiatry*. 2010;34(1):98-103.
Source: *EMBASE*
3287. Takebayashi M, Hashimoto R, Hisaoka K, et al. Plasma levels of vascular endothelial growth factor and fibroblast growth factor 2 in patients with major depressive disorders. *Journal of Neural Transmission*. 2010;117(9):1119-22.
Source: *EMBASE*
3288. Takeshima M, Kitamura T, Kitamura M, et al. Impact of depressive mixed state in an emergency psychiatry setting: A marker of bipolar disorder and a possible risk factor for emergency hospitalization. *Journal of Affective Disorders*. 2008;111(1):52-60.
Source: *EMBASE*

3289. Talarowska M, Florkowski A, Zboralski K, et al. Auditory-verbal declarative and operating memory among patients suffering from depressive disorders - preliminary study. *Advances in Medical Sciences*. 2010;55(2):317-27. Source: *EMBASE*
3290. Tam LW, Parry BL. Does estrogen enhance the antidepressant effects of fluoxetine? *Journal Of Affective Disorders*. 2003;77(1):87-92. Source: *EMBASE*
3291. Tamayo JM, Gomez G, Barrios R, et al. Differential time course efficacy on dysphoric and physical symptoms of the intermittent dosing of fluoxetine in the premenstrual dysphoric disorder. *J Clin Psychopharmacol*. 2004 Aug;24(4):469-71. Source: *PubMed*
3292. Tamayo JM, Sutton VK, Mattei MA, et al. Effectiveness and Safety of the Combination of Fluoxetine and Olanzapine in Outpatients With Bipolar Depression <it>An Open</it>-<it>Label</it>, <it>Randomized</it>, <it>Flexible</it>-<it>Dose Study in Puerto Rico</it>. *Journal of Clinical Psychopharmacology (USA)* 2009;29:358 Source: *Handsearch*
3293. Tamminen TT, Lehtinen VV. A double-blind parallel study to compare fluoxetine with doxepin in the treatment of major depressive disorders. *Int Clin Psychopharmacol*. 1989 Jan;4 Suppl 1:51-6. Source: *PubMed*
3294. Tan ZL, Bao AM, Tao M, et al. Circadian rhythm of salivary serotonin in patients with major depressive disorder. *Neuro Endocrinol Lett*. 2007 Aug;28(4):395-400. Source: *PubMed*
3295. Taner E, Demir EY, Cosar B. Comparison of the effectiveness of reboxetine versus fluoxetine in patients with atypical depression: a single-blind, randomized clinical trial. *Adv Ther*. 2006 Nov-Dec;23(6):974-87. Source: *PubMed*
3296. Taneri Z, Kohler R. Fluoxetine versus nomifensine in outpatients with neurotic or reactive depressive disorder. *Int Clin Psychopharmacol*. 1989 Jan;4 Suppl 1:57-61. Source: *PubMed*
3297. Taragano F, Lyketsos CG, Paz J, et al. An open-label trial of sertraline for the treatment of major depression in primary care. *Ann Clin Psychiatry*. 1999 Jun;11(2):67-71. Source: *PubMed*
3298. Taragano FE, Bagnatti P, Allegri RF. A double-blind, randomized clinical trial to assess the augmentation with nimodipine of antidepressant therapy in the treatment of "vascular depression". *Int Psychogeriatr*. 2005 Sep;17(3):487-98. Source: *PubMed*
3299. Taragano FE, Lyketsos CG, Mangone CA, et al. A double-blind, randomized, fixed-dose trial of fluoxetine vs. amitriptyline in the treatment of major depression complicating Alzheimer's disease. *Psychosomatics*. 1997 May-Jun;38(3):246-52. Source: *PubMed*
3300. Tardieu S, Bottero A, Blin P, et al. Roles and practices of general practitioners and psychiatrists in management of depression in the community. *BMC Fam Pract*. 2006;7:5. Source: *PubMed*
3301. Targownik LE, Bolton JM, Metge CJ, et al. Selective serotonin reuptake inhibitors are associated with a modest increase in the risk of upper gastrointestinal bleeding. *Am J Gastroenterol*. 2009 Jun;104(6):1475-82. Source: *PubMed*
3302. Tarn M, Edwards JG, Sedgwick EM. Fluoxetine, amitriptyline and the electroencephalogram. *J Affect Disord*. 1993 Sep;29(1):7-10. Source: *PubMed*
3303. Tarricone R, Fattore G, Gerzeli S, et al. The costs of pharmacological treatment for major depression. The Italian Prospective Multicentre Observational Incidence-Based Study. *Pharmacoeconomics*. 2000 Feb;17(2):167-74. Source: *PubMed*

3304. Tauscher-Wisniewski S, Disch D, Plewes J, et al. Evaluating suicide-related adverse events in clinical trials of fluoxetine treatment in adults for indications other than major depressive disorder. *Psychological Medicine*. 2007;37(11):1585-93.
Source: *Scopus*
3305. Taylor BP, Bruder GE, Stewart JW, et al. Psychomotor slowing as a predictor of fluoxetine nonresponse in depressed outpatients. *Am J Psychiatry*. 2006 Jan;163(1):73-8.
Source: *PubMed*
3306. Taylor D, Ellison Z, Ementon Shaw L, et al. Co-administration of citalopram and clozapine: effect on plasma clozapine levels. *Int Clin Psychopharmacol*. 1998 Jan;13(1):19-21.
Source: *PubMed*
3307. Taylor FB, Prather MR. The efficacy of nefazodone augmentation for treatment-resistant depression with anxiety symptoms or anxiety disorder. *Depress Anxiety*. 2003;18(2):83-8.
Source: *PubMed*
3308. Taylor IC, McConnell JG. Severe hyponatraemia associated with selective serotonin reuptake inhibitors. *Scott Med J*. 1995 Oct;40(5):147-8.
Source: *PubMed*
3309. Taylor MJ, Carney SM, Goodwin GM, et al. Folate for depressive disorders: systematic review and meta-analysis of randomized controlled trials. *J Psychopharmacol*. 2004 Jun;18(2):251-6.
Source: *PubMed*
3310. Taylor MJ, Freemantle N, Geddes JR, et al. Early onset of selective serotonin reuptake inhibitor antidepressant action: Systematic review and meta-analysis. *Archives of General Psychiatry*. 2006;63(11):1217-23.
Source: *Scopus*
3311. Taylor MJ, Norbury R, Murphy S, et al. Lack of effect of citalopram on magnetic resonance spectroscopy measures of glutamate and glutamine in frontal cortex of healthy volunteers. *J Psychopharmacol*. 2010 Aug;24(8):1217-21.
Source: *PubMed*
3312. Taylor MJ, Rudkin L, Hawton K. Strategies for managing antidepressant-induced sexual dysfunction: Systematic review of randomised controlled trials. *J Affect Disord*. 2005 Sep 12.
Source: *PubMed*
3313. Taylor WD, Kuchibhatla M, Payne ME, et al. Frontal white matter anisotropy and antidepressant remission in late-life depression. *PLoS One*. 2008;3(9):e3267.
Source: *PubMed*
3314. Teicher MH, Glod C, Cole JO. Emergence of intense suicidal preoccupation during fluoxetine treatment. *Am J Psychiatry*. 1990 Feb;147(2):207-10.
Source: *PubMed*
3315. ten Klooster PM, Drossaers-Bakker KW, Taal E, et al. Patient-perceived satisfactory improvement (PPSI): interpreting meaningful change in pain from the patient's perspective. *Pain*. 2006 Mar;121(1-2):151-7.
Source: *PubMed*
3316. Tengstrand M, Star K, Van Puijenbroek EP, et al. Alopecia in association with lamotrigine use: An analysis of individual case safety reports in a global database. *Drug Safety*. 2010;33(8):653-8.
Source: *EMBASE*
3317. Terao T. Comparison of manic switch onset during fluoxetine and trazodone treatment. *Biol Psychiatry*. 1993 Mar 15;33(6):477-8.
Source: *PubMed*
3318. Terao T. Rapid synergistic effects of lithium and antidepressants. *Psychopharmacology (Berl)*. 1995 Nov;122(2):206-7.
Source: *PubMed*
3319. Terao T. Unusual weight fluctuation under corticosteroid and psychotropic treatment. *Psychiatry Clin Neurosci*. 2008 Oct;62(5):617-9.
Source: *PubMed*
3320. Terra JL, Montgomery SA. Fluvoxamine prevents recurrence of depression: results of a long-term, double-blind, placebo-controlled study. *Int Clin Psychopharmacol*. 1998 Mar;13(2):55-62.
Source: *PubMed*

3321. Tesar GE. Treating depression in a mother of five: what to do when the first step fails. *Cleve Clin J Med*. 2005 Jun;72(6):501-6.
Source: *PubMed*
3322. Tew JD, Jr., Mulsant BH, Houck PR, et al. Impact of prior treatment exposure on response to antidepressant treatment in late life. *Am J Geriatr Psychiatry*. 2006 Nov;14(11):957-65.
Source: *PubMed*
3323. Thakore JH, Barnes C, Joyce J, et al. Effects of antidepressant treatment on corticotropin-induced cortisol responses in patients with melancholic depression. *Psychiatry Res*. 1997 Nov 14;73(1-2):27-32.
Source: *PubMed*
3324. Thakore JH, Dinan TG. Effect of fluoxetine on dexamethasone-induced growth hormone release in depression: a double-blind, placebo-controlled study. *Am J Psychiatry*. 1995 Apr;152(4):616-8.
Source: *PubMed*
3325. Thapa PB, Gideon P, Cost TW, et al. Antidepressants and the risk of falls among nursing home residents. *N Engl J Med*. 1998 Sep 24;339(13):875-82.
Source: *PubMed*
3326. Thase ME. Efficacy and tolerability of once-daily venlafaxine extended release (XR) in outpatients with major depression. The Venlafaxine XR 209 Study Group. *J Clin Psychiatry*. 1997 Sep;58(9):393-8.
Source: *PubMed*
3327. Thase ME. Effects of venlafaxine on blood pressure: a meta-analysis of original data from 3744 depressed patients. *J Clin Psychiatry*. 1998 Oct;59(10):502-8.
Source: *PubMed*
3328. Thase ME. The clinical, psychosocial, and pharmacoeconomic ramifications of remission. *Am J Manag Care*. 2001 Sep;7(11 Suppl):S377-85.
Source: *PubMed*
3329. Thase ME. Effectiveness of antidepressants: comparative remission rates. *J Clin Psychiatry*. 2003;64 Suppl 2:3-7.
Source: *PubMed*
3330. Thase ME. Managing depressive and anxiety disorders with escitalopram. *Expert Opinion on Pharmacotherapy*. 2006;7(4):429-40.
Source: *Scopus*
3331. Thase ME. Update on partial response in depression. *J Clin Psychiatry*. 2009;70 Suppl 6:4-9.
Source: *PubMed*
3332. Thase ME, Blomgren SL, Birkett MA, et al. Fluoxetine treatment of patients with major depressive disorder who failed initial treatment with sertraline. *J Clin Psychiatry*. 1997 Jan;58(1):16-21.
Source: *PubMed*
3333. Thase ME, Clayton AH, Haight BR, et al. A double-blind comparison between bupropion XL and venlafaxine XR: sexual functioning, antidepressant efficacy, and tolerability. *J Clin Psychopharmacol* 2006;26(5):482-8
Source: *PubMed*
3334. Thase ME, Corya SA, Osuntokun O, et al. A randomized, double-blind comparison of olanzapine/fluoxetine combination, olanzapine, and fluoxetine in treatment-resistant major depressive disorder. *J Clin Psychiatry*. 2007 Feb;68(2):224-36.
Source: *PubMed*
3335. Thase ME, Entsuah AR, Rudolph RL. Remission rates during treatment with venlafaxine or selective serotonin reuptake inhibitors. *Br J Psychiatry*. 2001 Mar;178:234-41.
Source: *PubMed*
3336. Thase ME, Entsuah R, Cantillon M, et al. Relative Antidepressant Efficacy of Venlafaxine and SSRIs: Sex-Age Interactions. *J Womens Health (Larchmt)*. 2005 Sep;14(7):609-16.
Source: *PubMed*
3337. Thase ME, Fava M, DeBattista C, et al. Modafinil augmentation of SSRI therapy in patients with major depressive disorder and excessive sleepiness and fatigue: a 12-week, open-label, extension study. *CNS Spectr*. 2006 Feb;11(2):93-102.
Source: *PubMed*

3338. Thase ME, Fava M, DeBattista C, et al. 'Serious Adverse Events and the Modafinil Augmentation Study': The Authors respond. *CNS Spectrums*. 2006 May, 2006;11(5):340-2.
Source: *PsycINFO*
3339. Thase ME, Fava M, Halbreich U, et al. A placebo-controlled, randomized clinical trial comparing sertraline and imipramine for the treatment of dysthymia. *Arch Gen Psychiatry*. 1996 Sep;53(9):777-84.
Source: *PubMed*
3340. Thase ME, Feighner JP, Lydiard RB. Citalopram treatment of fluoxetine nonresponders. *J Clin Psychiatry*. 2001 Sep;62(9):683-7.
Source: *PubMed*
3341. Thase ME, Ferguson JM, Lydiard RB, et al. Citalopram treatment of paroxetine-intolerant depressed patients. *Depress Anxiety*. 2002;16(3):128-33.
Source: *PubMed*
3342. Thase ME, Friedman ES, Biggs MM, et al. Cognitive therapy versus medication in augmentation and switch strategies as second-step treatments: a STAR*D report. *Am J Psychiatry*. 2007 May;164(5):739-52.
Source: *PubMed*
3343. Thase ME, Friedman ES, Fasiczka AL, et al. Treatment of men with major depression: a comparison of sequential cohorts treated with either cognitive-behavioral therapy or newer generation antidepressants. *J Clin Psychiatry*. 2000 Jul;61(7):466-72.
Source: *PubMed*
3344. Thase ME, Friedman ES, Howland RH. Venlafaxine and treatment-resistant depression. *Depress Anxiety*. 2000;12 Suppl 1:55-62.
Source: *PubMed*
3345. Thase ME, Gelenberg A, Kornstein SG, et al. Comparing venlafaxine extended release and fluoxetine for preventing the recurrence of major depression: Results from the PREVENT study. *J Psychiatr Res* 2010
Source: *PubMed*
3346. Thase ME, Haight BR, Richard N, et al. Remission rates following antidepressant therapy with bupropion or selective serotonin reuptake inhibitors: A meta-analysis of original data from 7 randomized controlled trials. *Journal of Clinical Psychiatry* 2005;66(8):974-81
Source: *Scopus*
3347. Thase ME, Kornstein SG, Germain JM, et al. An integrated analysis of the efficacy of desvenlafaxine compared with placebo in patients with major depressive disorder. *CNS Spectr* 2009;14(3):144-54
Source: *PubMed*
3348. Thase ME, Nierenberg AA, Keller MB, et al. Efficacy of mirtazapine for prevention of depressive relapse: a placebo-controlled double-blind trial of recently remitted high-risk patients. *J Clin Psychiatry*. 2001 Oct;62(10):782-8.
Source: *PubMed*
3349. Thase ME, Nierenberg AA, Vrijland P, et al. Remission with mirtazapine and selective serotonin reuptake inhibitors: A meta-analysis of individual patient data from 15 controlled trials of acute phase treatment of major depression. *International Clinical Psychopharmacology*. 2010;25(4):189-98.
Source: *PsycINFO*
3350. Thase ME, Rush AJ. When at first you don't succeed: sequential strategies for antidepressant nonresponders. *J Clin Psychiatry*. 1997;58 Suppl 13:23-9.
Source: *PubMed*
3351. Thase ME, Rush AJ, Howland RH, et al. Double-blind switch study of imipramine or sertraline treatment of antidepressant-resistant chronic depression. *Arch Gen Psychiatry*. 2002 Mar;59(3):233-9.
Source: *PubMed*
3352. Thase ME, Rush AJ, Manber R, et al. Differential effects of nefazodone and cognitive behavioral analysis system of psychotherapy on insomnia associated with chronic forms of major depression. *J Clin Psychiatry*. 2002 Jun;63(6):493-500.
Source: *PubMed*

3353. Thase ME, Shelton RC, Khan A. Treatment with venlafaxine extended release after SSRI nonresponse or intolerance: a randomized comparison of standard- and higher-dosing strategies. *J Clin Psychopharmacol.* 2006 Jun;26(3):250-8.
Source: *PubMed*
3354. Thase ME, Tran PV, Wiltse C, et al. Cardiovascular profile of duloxetine, a dual reuptake inhibitor of serotonin and norepinephrine. *J Clin Psychopharmacol.* 2005 Apr;25(2):132-40.
Source: *PubMed*
3355. Thiels C, Linden M, Grieger F, et al. Gender differences in routine treatment of depressed outpatients with the selective serotonin reuptake inhibitor sertraline. *Int Clin Psychopharmacol.* 2005 Jan;20(1):1-7.
Source: *PubMed*
3356. Thompson C. Bridging the gap between psychiatric practice and primary care. *Int Clin Psychopharmacol.* 1992 Oct;7 Suppl 2:31-6.
Source: *PubMed*
3357. Thompson C. Management of depression in real-life settings: knowledge gained from large-scale clinical trials. *Int Clin Psychopharmacol.* 1994 Jun;9 Suppl 3:21-5.
Source: *PubMed*
3358. Thompson C. Discontinuation of antidepressant therapy: emerging complications and their relevance. *J Clin Psychiatry.* 1998 Oct;59(10):541-8.
Source: *PubMed*
3359. Thompson C, Peveler RC, Stephenson D, et al. Compliance with antidepressant medication in the treatment of major depressive disorder in primary care: a randomized comparison of fluoxetine and a tricyclic antidepressant. *Am J Psychiatry.* 2000 Mar;157(3):338-43.
Source: *PubMed*
3360. Thompson M, Samuels S. Rhabdomyolysis with simvastatin and nefazodone. *Am J Psychiatry.* 2002 Sep;159(9):1607.
Source: *PubMed*
3361. Thorell LH, Kjellman B, Arned M, et al. Light treatment of seasonal affective disorder in combination with citalopram or placebo with 1-year follow-up. *Int Clin Psychopharmacol.* 1999 May;14 Suppl 2:S7-11.
Source: *PubMed*
3362. Tignol J. A double-blind, randomized, fluoxetine-controlled, multicenter study of paroxetine in the treatment of depression. *J Clin Psychopharmacol.* 1993 Dec;13(6 Suppl 2):18S-22S.
Source: *PubMed*
3363. Timmerman L, de Beurs P, Tan BK, et al. A double-blind comparative clinical trial of citalopram vs maprotiline in hospitalized depressed patients. *Int Clin Psychopharmacol.* 1987 Jul;2(3):239-53.
Source: *PubMed*
3364. Tint A, Haddad PM, Anderson IM. The effect of rate of antidepressant tapering on the incidence of discontinuation symptoms: a randomised study. *J Psychopharmacol.* 2008 May;22(3):330-2.
Source: *PubMed*
3365. Tobiansky RI, Lloyd GG, Tobiansky I, et al. ECT seizure threshold and fluoxetine. *Br J Psychiatry.* 1995 Feb;166(2):263.
Source: *PubMed*
3366. Todder D, Caliskan S, Baune BT. Longitudinal changes of day-time and night-time gross motor activity in clinical responders and non-responders of major depression. *World J Biol Psychiatry.* 2009;10(4):276-84.
Source: *PubMed*
3367. Tohen M, Case M, Trivedi MH, et al. Olanzapine/fluoxetine combination in patients with treatment-resistant depression: rapid onset of therapeutic response and its predictive value for subsequent overall response in a pooled analysis of 5 studies. *J Clin Psychiatry.* 2010 Apr;71(4):451-62.
Source: *PubMed*

3368. Tollefson GD, Bosomworth JC, Heiligenstein JH, et al. A double-blind, placebo-controlled clinical trial of fluoxetine in geriatric patients with major depression. The Fluoxetine Collaborative Study Group. *Int Psychogeriatr*. 1995 Spring;7(1):89-104.
Source: *PubMed*
3369. Tollefson GD, Greist JH, Jefferson JW, et al. Is baseline agitation a relative contraindication for a selective serotonin reuptake inhibitor: a comparative trial of fluoxetine versus imipramine. *J Clin Psychopharmacol*. 1994 Dec;14(6):385-91.
Source: *PubMed*
3370. Tollefson GD, Heiligenstein JH, Tollefson SL, et al. Is there a relationship between baseline and treatment-associated changes in [3H]-IMI platelet binding and clinical response in major depression? *Neuropsychopharmacology*. 1996 Jan;14(1):47-53.
Source: *PubMed*
3371. Tollefson GD, Holman SL. Analysis of the Hamilton Depression Rating Scale factors from a double-blind, placebo-controlled trial of fluoxetine in geriatric major depression. *Int Clin Psychopharmacol*. 1993 Winter;8(4):253-9.
Source: *PubMed*
3372. Tollefson GD, Holman SL, Sayler ME, et al. Fluoxetine, placebo, and tricyclic antidepressants in major depression with and without anxious features. *J Clin Psychiatry* 1994;55(2):50-9
Source: *PubMed*
3373. Tollefson GD, Rampey AH, Jr., Beasley CM, Jr., et al. Absence of a relationship between adverse events and suicidality during pharmacotherapy for depression. *J Clin Psychopharmacol*. 1994 Jun;14(3):163-9.
Source: *PubMed*
3374. Tollefson GD, Saxena S, Luxenberg M, et al. A retrospective evaluation of plasma trazodone concentrations and clinical response in a primary care clinic. *Hillside J Clin Psychiatry*. 1988;10(2):183-7.
Source: *PubMed*
3375. Tollefson GD, Souetre E, Thomander L, et al. Comorbid anxious signs and symptoms in major depression: impact on functional work capacity and comparative treatment outcomes. *Int Clin Psychopharmacol*. 1993 Winter;8(4):281-93.
Source: *PubMed*
3376. Tollefson GD, Tollefson SL, Sayler ME, et al. Absence of emergent suicidal ideation during treatment: A comparative, controlled, double-blind analysis employing several distinct antidepressants. *Depression*. 1994;2(2):73-9.
Source: *EMBASE*
3377. Tomaselli G, Modestin J. Repetition of serotonin syndrome after reexposure to SSRI--a case report. *Pharmacopsychiatry*. 2004 Sep;37(5):236-8.
Source: *PubMed*
3378. Tome MB, Cloninger CR, Watson JP, et al. Serotonergic autoreceptor blockade in the reduction of antidepressant latency: personality variables and response to paroxetine and pindolol. *J Affect Disord*. 1997 Jul;44(2-3):101-9.
Source: *PubMed*
3379. Tome MB, Isaac MT. One year real world prospective follow-up study of a major depressive episode of patients treated with paroxetine and pindolol or paroxetine for 6 weeks. *Int Clin Psychopharmacol*. 1998 Jul;13(4):169-74.
Source: *PubMed*
3380. Tome MB, Isaac MT, Harte R, et al. Paroxetine and pindolol: a randomized trial of serotonergic autoreceptor blockade in the reduction of antidepressant latency. *Int Clin Psychopharmacol*. 1997 Mar;12(2):81-9.
Source: *PubMed*
3381. Torrens M, Fonseca F, Mateu G, et al. Efficacy of antidepressants in substance use disorders with and without comorbid depression A systematic review and meta-analysis. *Drug and Alcohol Dependence*. 2005 Apr; 2005;78(1):1-22.
Source: *PsycINFO*

3382. Torta R, Siri I, Caldera P. Sertraline effectiveness and safety in depressed oncological patients. *Support Care Cancer*. 2008 Jan;16(1):83-91.
Source: *PubMed*
3383. Tourian KA, Jiang Q, Ninan PT. Analysis of the effect of desvenlafaxine on anxiety symptoms associated with major depressive disorder: pooled data from 9 short-term, double-blind, placebo-controlled trials. *CNS Spectr*. 2010 Mar;15(3):187-93.
Source: *PubMed*
3384. Tourian KA, Padmanabhan K, Groark J, et al. Retrospective analysis of suicidality in patients treated with the antidepressant desvenlafaxine. *J Clin Psychopharmacol*. 2010 Aug;30(4):411-6.
Source: *PubMed*
3385. Tourian KA, Padmanabhan SK, Groark J, et al. Desvenlafaxine 50 and 100 mg/d in the treatment of major depressive disorder: an 8-week, phase III, multicenter, randomized, double-blind, placebo-controlled, parallel-group trial and a post hoc pooled analysis of three studies. *Clin Ther* 2009;31 Pt 11405-23
Source: *PubMed*
3386. Tournier M, Greenfield B, Galbaud du Fort G, et al. Patterns of antidepressant use in Quebec children and adolescents: Trends and predictors. *Psychiatry Research*. 2010;179(1):57-63.
Source: *EMBASE*
3387. Trappler B, Cohen CI. Use of SSRIs in "very old" depressed nursing home residents. *Am J Geriatr Psychiatry*. 1998 Winter;6(1):83-9.
Source: *PubMed*
3388. Trappler B, Miyashiro AM. Bupropion-amantadine-associated neurotoxicity. *J Clin Psychiatry*. 2000 Jan;61(1):61-2.
Source: *PubMed*
3389. Tribo MJ, Andion O, Ros S, et al. Clinical characteristics and psychopathological profile of patients with vulvodynia: an observational and descriptive study. *Dermatology*. 2008;216(1):24-30.
Source: *PubMed*
3390. Trick L, Stanley N, Rigney U, et al. A double-blind, randomized, 26-week study comparing the cognitive and psychomotor effects and efficacy of 75 mg (37.5 mg b.i.d.) venlafaxine and 75 mg (25 mg mane, 50 mg nocte) dothiepin in elderly patients with moderate major depression being treated in general practice. *J Psychopharmacol*. 2004 Jun;18(2):205-14.
Source: *PubMed*
3391. Trifirò G, Dieleman J, Sen EF, et al. Risk of ischemic stroke associated with antidepressant drug use in elderly persons. *Journal of Clinical Psychopharmacology*. 2010;30(3):252-8.
Source: *PubMed*
3392. Triggs WJ, Ricciuti N, Ward HE, et al. Right and left dorsolateral pre-frontal rTMS treatment of refractory depression: A randomized, sham-controlled trial. *Psychiatry Research*. 2010;178(3):467-74.
Source: *EMBASE*
3393. Trivedi MH. Major depressive disorder: Remission of associated symptoms. *Journal of Clinical Psychiatry*. 2006;67(SUPPL. 6):27-32.
Source: *Scopus*
3394. Trivedi MH, Corey-Lisle PK, Guo Z, et al. Remission, response without remission, and nonresponse in major depressive disorder: impact on functioning. *Int Clin Psychopharmacol*. 2009 May;24(3):133-8.
Source: *PubMed*
3395. Trivedi MH, Dunner DL, Kornstein SG, et al. Psychosocial outcomes in patients with recurrent major depressive disorder during 2 years of maintenance treatment with venlafaxine extended release. *Journal of affective disorders* 2010;126(3):420-9
Source: *PsycINFO*
3396. Trivedi MH, Fava M, Wisniewski SR, et al. Medication augmentation after the failure of SSRIs for depression. *N Engl J Med* 2006;354(12):1243-52
Source: *PubMed*

3397. Trivedi MH, Hollander E, Nutt D, et al. Clinical evidence and potential neurobiological underpinnings of unresolved symptoms of depression. *Journal of Clinical Psychiatry*. 2008 02/01;69(Feb):246-58. Source: *PsycINFO*
3398. Trivedi MH, Kurian BT, Grannemann BD. Clinical predictors in major depressive disorder. *Primary Psychiatry*. 2007;14(6):47-53. Source: *EMBASE*
3399. Trivedi MH, Morris DW, Grannemann BD, et al. Symptom clusters as predictors of late response to antidepressant treatment. *J Clin Psychiatry*. 2005 Aug;66(8):1064-70. Source: *PubMed*
3400. Trivedi MH, Pigotti TA, Perera P, et al. Effectiveness of low doses of paroxetine controlled release in the treatment of major depressive disorder. *J Clin Psychiatry*. 2004 Oct;65(10):1356-64. Source: *PubMed*
3401. Trivedi MH, Rush AJ, Armitage R, et al. Effects of fluoxetine on the polysomnogram in outpatients with major depression. *Neuropsychopharmacology*. 1999 May;20(5):447-59. Source: *PubMed*
3402. Trivedi MH, Rush AJ, Carmody TJ, et al. Do bupropion SR and sertraline differ in their effects on anxiety in depressed patients? *J Clin Psychiatry*. 2001 Oct;62(10):776-81. Source: *PubMed*
3403. Trivedi MH, Rush AJ, Gaynes BN, et al. Maximizing the adequacy of medication treatment in controlled trials and clinical practice: STAR(*)D measurement-based care. *Neuropsychopharmacology*. 2007 Dec;32(12):2479-89. Source: *PubMed*
3404. Trivedi MH, Rush AJ, Pan JY, et al. Which depressed patients respond to nefazodone and when? *J Clin Psychiatry*. 2001 Mar;62(3):158-63. Source: *PubMed*
3405. Trivedi MH, Rush AJ, Wisniewski SR, et al. Evaluation of outcomes with citalopram for depression using measurement-based care in STAR*D: implications for clinical practice. *Am J Psychiatry*. 2006 Jan;163(1):28-40. Source: *PubMed*
3406. Trivedi MH, Rush AJ, Wisniewski SR, et al. Factors associated with health-related quality of life among outpatients with major depressive disorder: A STAR*D report. *Journal of Clinical Psychiatry*. 2006;67(2):185-95. Source: *Scopus*
3407. Trivedi MH, Thase ME, Osuntokun O, et al. An integrated analysis of olanzapine/fluoxetine combination in clinical trials of treatment-resistant depression. *J Clin Psychiatry*. 2009 Mar;70(3):387-96. Source: *PubMed*
3408. Trivedi MH, Wan GJ, Mallick R, et al. Cost and effectiveness of venlafaxine extended-release and selective serotonin reuptake inhibitors in the acute phase of outpatient treatment for major depressive disorder. *J Clin Psychopharmacol*. 2004 Oct;24(5):497-506. Source: *PubMed*
3409. Trkulja V. Is escitalopram really relevantly superior to citalopram in treatment of major depressive disorder? A meta-analysis of head-to-head randomized trials. *Croat Med J* 2010;51(1):61-73 Source: *PubMed*
3410. Trockel M, Burg M, Jaffe A, et al. Smoking behavior postmyocardial infarction among ENRICHD trial participants: cognitive behavior therapy intervention for depression and low perceived social support compared with care as usual. *Psychosom Med*. 2008 Oct;70(8):875-82. Source: *PubMed*
3411. Tsai SJ, Hong CJ, Liou YJ, et al. Plasminogen activator inhibitor-1 gene is associated with major depression and antidepressant treatment response. *Pharmacogenet Genomics*. 2008 Oct;18(10):869-75. Source: *PubMed*

3412. Tsai SJ, Hong CJ, Liou YJ, et al. Tryptophan hydroxylase 2 gene is associated with major depression and antidepressant treatment response. *Progress in Neuro Psychopharmacology and Biological Psychiatry*. 2009;33(4):637-41. Source: *EMBASE*
3413. Tsai SJ, Hong CJ, Yu YW, et al. Association study of serotonin 1B receptor (A-161T) genetic polymorphism and suicidal behaviors and response to fluoxetine in major depressive disorder. *Neuropsychobiology*. 2004;50(3):235-8. Source: *PubMed*
3414. Tsai S-J, Gau Y-TA, Hong C-J, et al. Sexually dimorphic effect of catechol-O-methyltransferase val158met polymorphism on clinical response to fluoxetine in major depressive patients. *Journal of Affective Disorders*. 2009 Feb; 2009;113(1):183-7. Source: *PsycINFO*
3415. Tsutsui S, Okuse S, Sasaki D, et al. Clinical evaluation of sertraline hydrochloride, a selective serotonin reuptake inhibitor in the treatment of depression and depressive state: A double blind, group comparison study of sertraline hydrochloride vs. trazodone hydrochloride. *Japanese Journal of Neuropsychopharmacology*. 1997;19(6):549-68. Source: *EMBASE*
3416. Tulen JH, Bruijn JA, de Man KJ, et al. Cardiovascular variability in major depressive disorder and effects of imipramine or mirtazapine (Org 3770). *J Clin Psychopharmacol*. 1996 Apr;16(2):135-45. Source: *PubMed*
3417. Tulen JH, Volkers AC, van den Broek WW, et al. Sustained effects of phenelzine and tranylcypromine on orthostatic challenge in antidepressant-refractory depression. *J Clin Psychopharmacol*. 2006 Oct;26(5):542-4. Source: *PubMed*
3418. Tural U, Onder E. Fluoxetine once every third day in the treatment of major depressive disorder. *Eur Arch Psychiatry Clin Neurosci*. 2003 Dec;253(6):307-12. Source: *PubMed*
3419. Turkcapar MH, Orsel S, Iscan EN, et al. Moclobemide and sertraline in the treatment of melancholic and nonmelancholic major depression: A comparative study. *Hum Psychopharmacol*. 1998;13(1):21-7. Source: *EMBASE*
3420. Turkington D, Smith PP, Grant J. Idiopathic genital pain and fluvoxamine. *Br J Psychiatry*. 1992 Jun;160:871. Source: *PubMed*
3421. Turner E, Moreno SG, Sutton AJ. Ranking antidepressants. *Lancet*. 2009 May 23;373(9677):1760; author reply 1-2. Source: *PubMed*
3422. Turner R. Quality of life: experience with sertraline. *Int Clin Psychopharmacol*. 1994 Jun;9 Suppl 3:27-31. Source: *PubMed*
3423. Turner-Stokes L, Hassan N, Pierce K, et al. Managing depression in brain injury rehabilitation: the use of an integrated care pathway and preliminary report of response to sertraline. *Clin Rehabil*. 2002 May;16(3):261-8. Source: *PubMed*
3424. Tylee A, Beaumont G, Bowden MW, et al. A double-blind, randomized, 12-week comparison study of the safety and efficacy of venlafaxine and fluoxetine in moderate to severe major depression in general practice. *Primary Care Psychiatry*. 1997;3(1):51-8. Source: *EMBASE*
3425. Tyra JM, Greenawald MH. TCAs or SSRIs as initial therapy for depression? *J Fam Pract*. 1999 Nov;48(11):845-6. Source: *PubMed*
3426. Tzanakaki M, Guazzelli M, Nimatoudis I, et al. Increased remission rates with venlafaxine compared with fluoxetine in hospitalized patients with major depression and melancholia. *Int Clin Psychopharmacol*. 2000;15(1):29-34. Source: *PubMed*
3427. Tzeng DS, Chien CC, Lung FW, et al. MAOA gene polymorphisms and response to mirtazapine in major depression. *Hum Psychopharmacol*. 2009;24(4):293-300. Source: *PubMed*

3428. Uchida H, Takeuchi H, Suzuki T, et al. Combined treatment with sulpiride and paroxetine for accelerated response in patients with major depressive disorder. *J Clin Psychopharmacol* 2005;25(6):545-51
Source: *PubMed*
3429. Uchida N, Chong MY, Tan CH, et al. International study on antidepressant prescription pattern at 20 teaching hospitals and major psychiatric institutions in East Asia: Analysis of 1898 cases from China, Japan, Korea, Singapore and Taiwan. *Psychiatry Clin Neurosci*. 2007 Oct;61(5):522-8.
Source: *PubMed*
3430. Ueda N, Yoshimura R, Shinkai K, et al. Higher plasma 5-hydroxyindoleacetic acid levels are associated with SSRI-induced nausea. *Neuropsychobiology*. 2003;48(1):31-4.
Source: *PubMed*
3431. Uehlinger C, Barrelet L, Touabi M, et al. Alopecia and mood stabilizers: two case reports. *Eur Arch Psychiatry Clin Neurosci*. 1992;242(2-3):85-8.
Source: *PubMed*
3432. Uguz F. Successful treatment of comorbid obsessive-compulsive disorder with aripiprazole in three patients with bipolar disorder. *General Hospital Psychiatry*. 2010;32(5):556-8.
Source: *EMBASE*
3433. Uher R, Farmer A, Henigsberg N, et al. Adverse reactions to antidepressants. *Br J Psychiatry*. 2009 Sep;195(3):202-10.
Source: *PubMed*
3434. Uher R, Maier W, Hauser J, et al. Differential efficacy of escitalopram and nortriptyline on dimensional measures of depression. *Br J Psychiatry* 2009;194(3):252-9
Source: *PubMed*
3435. Uher R, Muthen B, Souery D, et al. Trajectories of change in depression severity during treatment with antidepressants. *Psychol Med*. 2010 Aug;40(8):1367-77.
Source: *PubMed*
3436. US Food and Drug Administration. Electronic Orange Book. 2004
2004(<http://www.fda.gov/cder/ob/default.htm>)
Source: *Handsearch*
3437. Usher RW, Beasley CM, Jr., Bosomworth JC. Efficacy and safety of morning versus evening fluoxetine administration. *J Clin Psychiatry*. 1991 Mar;52(3):134-6.
Source: *PubMed*
3438. Ushiroyama T, Ikeda A, Ueki M. Evaluation of double-blind comparison of fluvoxamine and paroxetine in the treatment of depressed outpatients in menopause transition. *J Med* 2004;35(1-6):151-62
Source: *PubMed*
3439. Uzbekov MG, Misionzhnik EY, Maximova NM, et al. Biochemical profile in patients with anxious depression under the treatment with serotonergic antidepressants with different mechanisms of action. *Human Psychopharmacology: Clinical and Experimental*. 2006 Mar, 2006;21(2):109-15.
Source: *PsycINFO*
3440. Vaccaro M, Borgia F, Barbuzza O, et al. Photodistributed eruptive telangiectasia: an uncommon adverse drug reaction to venlafaxine. *Br J Dermatol*. 2007 Oct;157(4):822-4.
Source: *PubMed*
3441. Vaishnavi S, Connor K, Davidson JR. An abbreviated version of the Connor-Davidson Resilience Scale (CD-RISC), the CD-RISC2: psychometric properties and applications in psychopharmacological trials. *Psychiatry Res*. 2007 Aug 30;152(2-3):293-7.
Source: *PubMed*
3442. Vakili K, Pillay SS, Lafer B, et al. Hippocampal volume in primary unipolar major depression: a magnetic resonance imaging study. *Biol Psychiatry*. 2000 Jun 15;47(12):1087-90.
Source: *PubMed*

3443. Van Apeldoorn FJ, Timmerman ME, Mersch PPA, et al. A randomized trial of cognitive-behavioral therapy or selective serotonin reuptake inhibitor or both combined for panic disorder with or without agoraphobia: Treatment results through 1-year follow-up. *Journal of Clinical Psychiatry*. 2010;71(5):574-86.
Source: *EMBASE*
3444. van Baardewijk M, Vis PM, Einarson TR. Cost effectiveness of duloxetine compared with venlafaxine-XR in the treatment of major depressive disorder. *Curr Med Res Opin*. 2005 Aug;21(8):1271-9.
Source: *PubMed*
3445. van Balkom AJ, de Beurs E, Koele P, et al. Long-term benzodiazepine use is associated with smaller treatment gain in panic disorder with agoraphobia. *J Nerv Ment Dis*. 1996 Feb;184(2):133-5.
Source: *PubMed*
3446. Van Bommel AL, Beersma DG, Van den Hoofdakker RH. Changes in EEG power density of non-REM sleep in depressed patients during treatment with trazodone. *J Affect Disord*. 1995 Oct 9;35(1-2):11-9.
Source: *PubMed*
3447. van Bommel AL, Havermans RG, van Diest R. Effects of trazodone on EEG sleep and clinical state in major depression. *Psychopharmacology (Berl)*. 1992;107(4):569-74.
Source: *PubMed*
3448. van Calker D, Zobel I, Dykieriek P, et al. Time course of response to antidepressants: predictive value of early improvement and effect of additional psychotherapy. *J Affect Disord*. 2009 Apr;114(1-3):243-53.
Source: *PubMed*
3449. Van de Merwe TJ, Silverstone T, Ankie SI. Electrophysiological and haemodynamic changes with trazodone, amitriptyline and placebo in depressed out-patients. *Curr Med Res Opin*. 1984;9(5):339-52.
Source: *PubMed*
3450. van de Merwe TJ, Silverstone T, Ankie SI, et al. A double-blind non-crossover placebo-controlled study between group comparison of trazodone and amitriptyline on cardiovascular function in major depressive disorder. *Psychopathology*. 1984;17 Suppl 2:64-76.
Source: *PubMed*
3451. van den Brink RH, van Melle JP, Honig A, et al. Treatment of depression after myocardial infarction and the effects on cardiac prognosis and quality of life: rationale and outline of the Myocardial INfarction and Depression-Intervention Trial (MIND-IT). *Am Heart J*. 2002 Aug;144(2):219-25.
Source: *PubMed*
3452. van den Broek WW, Birkenhager TK, Mulder PG, et al. A double-blind randomized study comparing imipramine with fluvoxamine in depressed inpatients. *Psychopharmacology (Berl)*. 2004 Oct;175(4):481-6.
Source: *PubMed*
3453. Van Der Loos MLM, Mulder P, Hartong EGTM, et al. Efficacy and safety of two treatment algorithms in bipolar depression consisting of a combination of lithium, lamotrigine or placebo and paroxetine. *Acta psychiatrica Scandinavica*. 2010;122(3):246-54.
Source: *EMBASE*
3454. van Gurp G, Meterissian GB, Haiek LN, et al. St John's wort or sertraline? Randomized controlled trial in primary care. *Can Fam Physician*. 2002 May;48:905-12.
Source: *PubMed*
3455. van Heeringen K, Zivkov M. Pharmacological treatment of depression in cancer patients. A placebo-controlled study of mianserin. *Br J Psychiatry*. 1996 Oct;169(4):440-3.
Source: *PubMed*
3456. Van HL, Schoevers RA, Kool S, et al. Does early response predict outcome in psychotherapy and combined therapy for major depression? *J Affect Disord*. 2008 Jan;105(1-3):261-5.
Source: *PubMed*

3457. Van Houdenhove B, Onghena P, Floris M, et al. An open study of sertraline in acute and continuation treatment of depressed out-patients. *J Int Med Res*. 1997 Nov-Dec;25(6):340-53.
Source: *PubMed*
3458. Van Hunsel F, Wauters A, Vandoolaeghe E, et al. Lower total serum protein, albumin, and beta- and gamma-globulin in major and treatment-resistant depression: effects of antidepressant treatments. *Psychiatry Res*. 1996 Dec 20;65(3):159-69.
Source: *PubMed*
3459. van Marwijk HW, Ader H, de Haan M, et al. Primary care management of major depression in patients aged > or =55 years: outcome of a randomised clinical trial. *Br J Gen Pract*. 2008 Oct;58(555):680-6, I-II; discussion 7.
Source: *PubMed*
3460. Van Moffaert M, Bartholome F, Cosyns P, et al. A controlled comparison of sertraline and fluoxetine in acute and continuation treatment of major depression. *Human Psychopharmacology*. 1995;10:393-405.
Source: *Handsearch*
3461. van Moffaert M, de Wilde J, Vereecken A, et al. Mirtazapine is more effective than trazodone: a double-blind controlled study in hospitalized patients with major depression. *Int Clin Psychopharmacol*. 1995 Mar;10(1):3-9.
Source: *PubMed*
3462. Van Moffaert M, Pregaldien JL, Von Frenckell R, et al. A double-blind comparison of nefazodone and imipramine in the treatment of depressed patients. *New Trends in Experimental & Clinical Psychiatry*. 1994;10(2):85-7.
Source: *EMBASE*
3463. Van Wyck Fleet J, Manberg PJ, Miller LL, et al. Overview of clinically significant adverse reactions to bupropion. *J Clin Psychiatry*. 1983 May;44(5 Pt 2):191-6.
Source: *PubMed*
3464. van Zyl LT, Lesperance F, Frasura-Smith N, et al. Platelet and endothelial activity in comorbid major depression and coronary artery disease patients treated with citalopram: the Canadian Cardiac Randomized Evaluation of Antidepressant and Psychotherapy Efficacy Trial (CREATE) biomarker sub-study. *J Thromb Thrombolysis*. 2009 Jan;27(1):48-56.
Source: *PubMed*
3465. Vandel P, Haffen E, Nezelof S, et al. Clomipramine, fluoxetine and CYP2D6 metabolic capacity in depressed patients. *Hum Psychopharmacol*. 2004 Jul;19(5):293-8.
Source: *PubMed*
3466. Vandel S, Bertschy G, Baumann P, et al. Fluvoxamine and fluoxetine: interaction studies with amitriptyline, clomipramine and neuroleptics in phenotyped patients. *Pharmacol Res*. 1995 Jun;31(6):347-53.
Source: *PubMed*
3467. Vandel S, Bonin B, Bechtel P, et al. Maprotiline versus fluvoxamine: Comparison between their actions on hypothalamic-pituitary-thyroid axis. <ORIGINAL> MAPROTILINE VERSUS FLUVOXAMINE: COMPARAISON ENTRE LEURS ACTIONS SUR L'AXE HYPOTHALAMO-HYPOPHYSO-THYROIDIEN. *Encephale*. 1997;23(1):48-55.
Source: *EMBASE*
3468. Vanderburg DG, Batzar E, Fogel I, et al. A pooled analysis of suicidality in double-blind, placebo-controlled studies of sertraline in adults. *J Clin Psychiatry* 2009;70(5):674-83
Source: *PubMed*
3469. Vanderkooy JD, Kennedy SH, Bagby RM. Antidepressant side effects in depression patients treated in a naturalistic setting: a study of bupropion, moclobemide, paroxetine, sertraline, and venlafaxine. *Can J Psychiatry*. 2002 Mar;47(2):174-80.
Source: *PubMed*
3470. Vanderwerker LC, Laff RE, Kadan-Lottick NS, et al. Psychiatric disorders and mental health service use among caregivers of advanced cancer patients. *Journal of Clinical Oncology*. 2005;23(28):6899-907.
Source: *EMBASE*

3471. Vandoolaeghe E, van Hunsel F, Nuyten D, et al. Auditory event related potentials in major depression: prolonged P300 latency and increased P200 amplitude. *J Affect Disord*. 1998 Mar;48(2-3):105-13.
Source: *PubMed*
3472. Vanelle JM, Attar-Levy D, Poirier MF, et al. Controlled efficacy study of fluoxetine in dysthymia. *Br J Psychiatry*. 1997 Apr;170:345-50.
Source: *PubMed*
3473. Vanelle JM, Poirier MF, Benkelfat C, et al. Diagnostic and therapeutic value of testing stimulation of thyroid-stimulating hormone by thyrotropin-releasing hormone in 100 depressed patients. *Acta Psychiatr Scand*. 1990 Feb;81(2):156-61.
Source: *PubMed*
3474. Vanelli M, Coca-Perraillon M. Role of patient experience in antidepressant adherence: a retrospective data analysis. *Clin Ther* 2008;30(9):1737-45
Source: *PubMed*
3475. Vanoli A, Lane CJ, Harrison C, et al. Adequacy of venlafaxine dose prescribing in major depression and hospital resources implications. *J Psychopharmacol*. 2008 Jun;22(4):434-40.
Source: *PubMed*
3476. Varghese S, Kumar A, Sagar R. Ultradian pattern bipolar affective disorder and chronic antidepressant use [1]. *Journal of Postgraduate Medicine*. 2007;53(3).
Source: *EMBASE*
3477. Varia I, Venkataraman S, Hellegers C, et al. Effect of mirtazapine orally disintegrating tablets on health-related quality of life in elderly depressed patients with comorbid medical disorders: a pilot study. *Psychopharmacol Bull*. 2007;40(1):47-56.
Source: *PubMed*
3478. Varner RV, Ruiz P, Small DR. Black and white patients response to antidepressant treatment for major depression. *Psychiatr Q*. 1998 Summer;69(2):117-25.
Source: *PubMed*
3479. Vartiainen H, Leinonen E. Double-blind study of mirtazapine and placebo in hospitalized patients with major depression. *Eur Neuropsychopharmacol*. 1994 Jun;4(2):145-50.
Source: *PubMed*
3480. Vasa RA, Carlino AR, Pine DS. Pharmacotherapy of Depressed Children and Adolescents: Current Issues and Potential Directions. *Biological Psychiatry*. 2006 Jun, 2006;59(11):1021-8.
Source: *PsycINFO*
3481. Vasudev K, Macritchie K, Geddes J, et al. Topiramate for acute affective episodes in bipolar disorder. *Cochrane Database of Systematic Reviews* 2006(1):
Source: *The Cochrane Library*
3482. Vaughan DA. Interaction of fluoxetine with tricyclic antidepressants. *Am J Psychiatry*. 1988 Nov;145(11):1478.
Source: *PubMed*
3483. Vazquez MJ, Carretero Quevedo B. Pneumonitis related to venlafaxine. *Psychosomatics*. 2008 Jan-Feb;49(1):84-5.
Source: *PubMed*
3484. Venditti LN, Arcelus A, Birnbaum H, et al. The impact of antidepressant use on social functioning: reboxetine versus fluoxetine. *Int Clin Psychopharmacol*. 2000 Sep;15(5):279-89.
Source: *PubMed*
3485. Ventura D, Armstrong EP, Skrepnek GH, et al. Escitalopram versus sertraline in the treatment of major depressive disorder: a randomized clinical trial. *Curr Med Res Opin* 2007;23(2):245-50
Source: *PubMed*
3486. Vera M, Perez-Pedrogo C, Huertas SE, et al. Collaborative care for depressed patients with chronic medical conditions: a randomized trial in Puerto Rico. *Psychiatr Serv*. 2010 Feb;61(2):144-50.
Source: *PubMed*

3487. Vercoulen JH, Swanink CM, Zitman FG, et al. Randomised, double-blind, placebo-controlled study of fluoxetine in chronic fatigue syndrome. *Lancet*. 1996 Mar 30;347(9005):858-61.
Source: *PubMed*
3488. Verger P, Saliba B, Rouillon F, et al. Determinants of coprescription of anxiolytics with antidepressants in general practice. *Canadian Journal of Psychiatry*. 2008;53(2):94-103.
Source: *EMBASE*
3489. Verhoeven WM, Veendrik-Meekes MJ, Jacobs GA, et al. Citalopram in mentally retarded patients with depression: a long-term clinical investigation. *Eur Psychiatry*. 2001 Mar;16(2):104-8.
Source: *PubMed*
3490. Vermeiden M, van den Broek WW, Mulder PG, et al. Influence of gender and menopausal status on antidepressant treatment response in depressed inpatients. *J Psychopharmacol*. 2010 Apr;24(4):497-502.
Source: *PubMed*
3491. Versiani M, Moreno R, Ramakers-van Moorsel CJ, et al. Comparison of the effects of mirtazapine and fluoxetine in severely depressed patients. *CNS Drugs*. 2005;19(2):137-46.
Source: *PubMed*
3492. Versiani M, Ontiveros A, Mazzotti G, et al. Fluoxetine versus amitriptyline in the treatment of major depression with associated anxiety (anxious depression): a double-blind comparison. *Int Clin Psychopharmacol*. 1999 Nov;14(6):321-7.
Source: *PubMed*
3493. Ververs T, Kaasenbrood H, Visser G, et al. Prevalence and patterns of antidepressant drug use during pregnancy. *Eur J Clin Pharmacol*. 2006 Oct;62(10):863-70.
Source: *PubMed*
3494. Vestergaard P, Rejnmark L, Mosekilde L. Selective serotonin reuptake inhibitors and other antidepressants and risk of fracture. *Calcified Tissue International*. 2008;82(2):92-101.
Source: *PubMed*
3495. Vezmar S, Miljkovic B, Vucicevic K, et al. Pharmacokinetics and efficacy of fluvoxamine and amitriptyline in depression. *J Pharmacol Sci* 2009;110(1):98-104
Source: *PubMed*
3496. Victor TA, Furey ML, Fromm SJ, et al. Relationship between amygdala responses to masked faces and mood state and treatment in major depressive disorder. *Arch Gen Psychiatry*. 2010 Nov;67(11):1128-38.
Source: *PubMed*
3497. Vignatelli L, D'Alessandro R, Candelise L. Antidepressant drugs for narcolepsy. *Cochrane Database of Systematic Reviews* 2008(1):
Source: *The Cochrane Library*
3498. Viikki M, Anttila S, Kampman O, et al. Vascular endothelial growth factor (VEGF) polymorphism is associated with treatment resistant depression. *Neuroscience Letters*. 2010;477(3):105-8.
Source: *EMBASE*
3499. Viikki M, Kampman O, Illi A, et al. TPH1 218A/C polymorphism is associated with major depressive disorder and its treatment response. *Neuroscience Letters*. 2010;468(1):80-4.
Source: *EMBASE*
3500. Vilaplana J, Botey E, Lecha M, et al. Photosensitivity induced by paroxetine. *Contact Dermatitis*. 2002 Aug;47(2):118-9.
Source: *PubMed*
3501. Vincent A, Douville M, Baruch P. Serum sickness induced by fluoxetine. *Am J Psychiatry*. 1991 Nov;148(11):1602-3.
Source: *PubMed*
3502. Vis PM, van Baardewijk M, Einarson TR. Duloxetine and venlafaxine-XR in the treatment of major depressive disorder: a meta-analysis of randomized clinical trials. *Ann Pharmacother* 2005;39(11):1798-807
Source: *PubMed*
3503. Voils CI, Steffens DC, Flint EP, et al. Social support and locus of control as predictors of adherence to antidepressant medication in an elderly population. *American Journal of Geriatric Psychiatry*. 2005;13(2):157-65.
Source: *EMBASE*

3504. Volkens AC, Tulen JH, van den Broek WW, et al. Effects of imipramine, fluvoxamine and depressive mood on autonomic cardiac functioning in major depressive disorder. *Pharmacopsychiatry*. 2004 Jan;37(1):18-25. Source: *PubMed*
3505. Volkens AC, Tulen JHM, Van Den Broek WW, et al. 24-Hour motor activity after treatment with imipramine or fluvoxamine in major depressive disorder. *European Neuropsychopharmacology*. 2002;12(4):273-8. Source: *EMBASE*
3506. Volpe FM. An 8-week, open-label trial of duloxetine for comorbid major depressive disorder and chronic headache. *J Clin Psychiatry*. 2008 Sep;69(9):1449-54. Source: *PubMed*
3507. von Ammon Cavanaugh S. Drug-drug interactions of fluoxetine with tricyclics. *Psychosomatics*. 1990 Summer;31(3):273-6. Source: *PubMed*
3508. von Bardeleben U, Holsboer F, Gerken A, et al. Mood elevating effect of fluoxetine in a diagnostically homogeneous inpatient population with major depressive disorder. *Int Clin Psychopharmacol*. 1989 Jan;4 Suppl 1:31-5. Source: *PubMed*
3509. von Knorring L, Akerblad AC, Bengtsson F, et al. Cost of depression: effect of adherence and treatment response. *Eur Psychiatry*. 2006 Sep;21(6):349-54. Source: *PubMed*
3510. Voon V, Lang AE. Antidepressant treatment outcomes of psychogenic movement disorder. *J Clin Psychiatry*. 2005 Dec;66(12):1529-34. Source: *PubMed*
3511. Vuorilehto MS, Melartin TK, Isometsä ET. Suicidal behaviour among primary-care patients with depressive disorders. *Psychological Medicine*. 2006;36(2):203-10. Source: *Scopus*
3512. Wachtel LE, Griffin M, Reti IM. Electroconvulsive therapy in a man with autism experiencing severe depression, catatonia, and self-injury. *Journal of ECT*. 2010;26(1):70-3. Source: *EMBASE*
3513. Wada K, Sasaki T, Jitsuiki H, et al. Manic/hypomanic switch during acute antidepressant treatment for unipolar depression. *Journal of Clinical Psychopharmacology*. 2006;26(5):512-5. Source: *EMBASE*
3514. Wade A, Aitken CA. Efficacy, tolerability and effect on sleep of morning and evening doses of paroxetine in depressed patients. *Br J Clin Res*. 1993;4:105-11. Source: *EMBASE*
3515. Wade A, Crawford GM, Angus M, et al. A randomized, double-blind, 24-week study comparing the efficacy and tolerability of mirtazapine and paroxetine in depressed patients in primary care. *Int Clin Psychopharmacol*. 2003 May;18(3):133-41. Source: *PubMed*
3516. Wade A, Despiegel N, Heldbo Reines E. Escitalopram in the long-term treatment of major depressive disorder. *Ann Clin Psychiatry*. 2006 Apr-Jun;18(2):83-9. Source: *PubMed*
3517. Wade A, Gembert K, Florea I. A comparative study of the efficacy of acute and continuation treatment with escitalopram versus duloxetine in patients with major depressive disorder. *Curr Med Res Opin* 2007;23(7):1605-14 Source: *PubMed*
3518. Wade A, Michael Lemming O, Bang Hedegaard K. Escitalopram 10 mg/day is effective and well tolerated in a placebo-controlled study in depression in primary care. *Int Clin Psychopharmacol*. 2002 May;17(3):95-102. Source: *PubMed*
3519. Wade AG, Fernandez JL, Francois C, et al. Escitalopram and duloxetine in major depressive disorder: a pharmaco-economic comparison using UK cost data. *Pharmacoeconomics*. 2008;26(11):969-81. Source: *PubMed*

3520. Wade AG, Saragoussi D, Despiegel N, et al. Healthcare expenditure in severely depressed patients treated with escitalopram, generic SSRIs or venlafaxine in the UK. *Current Medical Research and Opinion*. 2010;26(5):1161-70. Source: *EMBASE*
3521. Wade AG, Schlaepfer TE, Andersen HF, et al. Clinical milestones predict symptom remission over 6-month and choice of treatment of patients with major depressive disorder (MDD). *J Psychiatr Res*. 2009 Feb;43(5):568-75. Source: *PubMed*
3522. Wade AG, Toumi I, Hemels MEH. A Pharmacoeconomic Evaluation of Escitalopram Versus Citalopram in the Treatment of Severe Depression in the United Kingdom. *Clinical Therapeutics: The International Peer-Reviewed Journal of Drug Therapy*. 2005 Apr, 2005;27(4):486-96. Source: *PsycINFO*
3523. Wagner G, Koch K, Schachtzabel C, et al. Differential effects of serotonergic and noradrenergic antidepressants on brain activity during a cognitive control task and neurofunctional prediction of treatment outcome in patients with depression. *J Psychiatry Neurosci*. 2010 Jul;35(4):247-57. Source: *PubMed*
3524. Wagner GJ, Maguen S, Rabkin JG. Ethnic differences in response to fluoxetine in a controlled trial with depressed HIV-positive patients. *Psychiatr Serv*. 1998 Feb;49(2):239-40. Source: *PubMed*
3525. Wagner GJ, Rabkin JG, Rabkin R. A comparative analysis of standard and alternative antidepressants in the treatment of human immunodeficiency virus patients. *Compr Psychiatry*. 1996 Nov-Dec;37(6):402-8. Source: *PubMed*
3526. Wagner KD, Ambrosini P, Rynn M, et al. Efficacy of sertraline in the treatment of children and adolescents with major depressive disorder: two randomized controlled trials. *Jama*. 2003 Aug 27;290(8):1033-41. Source: *PubMed*
3527. Wagner W, Plekkenpol B, Gray TE, et al. Review of fluvoxamine safety database. *Drugs*. 1992;43 Suppl 2:48-53; discussion -4. Source: *PubMed*
3528. Wagstaff AJ, Cheer SM, Matheson AJ, et al. Spotlight on paroxetine in psychiatric disorders in adults. *CNS Drugs*. 2002;16(6):425-34. Source: *PubMed*
3529. Wagstaff AJ, Goa KL. Once-weekly fluoxetine. *Drugs*. 2001;61(15):2221-8; discussion 9-30. Source: *PubMed*
3530. Waintraub L, Septien L, Azoulay P. Efficacy and safety of tianeptine in major depression: evidence from a 3-month controlled clinical trial versus paroxetine. *CNS Drugs*. 2002;16(1):65-75. Source: *PubMed*
3531. Wakabayashi Y, Uchida S, Funato H, et al. State-dependent changes in the expression levels of NCAM-140 and L1 in the peripheral blood cells of bipolar disorders, but not in the major depressive disorders. *Progress in Neuro Psychopharmacology and Biological Psychiatry*. 2008;32(5):1199-205. Source: *EMBASE*
3532. Wakelin JS. Fluvoxamine in the treatment of the older depressed patient; double-blind, placebo-controlled data. *Int Clin Psychopharmacol*. 1986 Jul;1(3):221-30. Source: *PubMed*
3533. Wakeno M, Kato M, Okugawa G, et al. The alpha 2A-adrenergic receptor gene polymorphism modifies antidepressant responses to milnacipran. *J Clin Psychopharmacol*. 2008 Oct;28(5):518-24. Source: *PubMed*
3534. Walczak DD, Apter JT, Halikas JA, et al. The oral dose-effect relationship for fluvoxamine: a fixed-dose comparison against placebo in depressed outpatients. *Ann Clin Psychiatry*. 1996 Sep;8(3):139-51. Source: *PubMed*

3535. Wålinder J, Prochazka J, Odén A, et al. Mirtazapine naturalistic depression study (in Sweden)--MINDS(S): Clinical efficacy and safety. *Human Psychopharmacology: Clinical and Experimental*. 2006 Apr; 2006;21(3):151-8.
Source: *PsycINFO*
3536. Walker EM, Rodriguez AI, Kohn B, et al. Acupuncture versus venlafaxine for the management of vasomotor symptoms in patients with hormone receptor-positive breast cancer: A randomized controlled trial. *Journal of Clinical Oncology*. 2010;28(4):634-40.
Source: *EMBASE*
3537. Walker JB, Klein RM, Yee SL. Type II error and antidepressants. *J Clin Psychiatry*. 2001 May;62(5):373-5.
Source: *PubMed*
3538. Walker PW, Cole JO, Gardner EA, et al. Improvement in fluoxetine-associated sexual dysfunction in patients switched to bupropion. *J Clin Psychiatry*. 1993 Dec;54(12):459-65.
Source: *PubMed*
3539. Waller DA, Gullion CM, Petty F, et al. Tridimensional Personality Questionnaire and serotonin in bulimia nervosa. *Psychiatry Res*. 1993 Jul;48(1):9-15.
Source: *PubMed*
3540. Walley T, Pirmohamed M, Proudlove C, et al. Interaction of metoprolol and fluoxetine. *Lancet*. 1993 Apr 10;341(8850):967-8.
Source: *PubMed*
3541. Walsh ND, Williams SC, Brammer MJ, et al. A longitudinal functional magnetic resonance imaging study of verbal working memory in depression after antidepressant therapy. *Biol Psychiatry*. 2007 Dec 1;62(11):1236-43.
Source: *PubMed*
3542. Walters G, Reynolds CF, 3rd, Mulsant BH, et al. Continuation and maintenance pharmacotherapy in geriatric depression: an open-trial comparison of paroxetine and nortriptyline in patients older than 70 years. *J Clin Psychiatry*. 1999;60 Suppl 20:21-5.
Source: *PubMed*
3543. Wamboldt MZ, Kalin NH, Weiler SJ. Consistent reversal of abnormal DSTs after different antidepressant therapies in a patient with dementia. *Am J Psychiatry*. 1985 Jan;142(1):100-3.
Source: *PubMed*
3544. Wan DD, Kundhur D, Solomons K, et al. Mirtazapine for treatment-resistant depression: a preliminary report. *J Psychiatry Neurosci*. 2003 Jan;28(1):55-9.
Source: *PubMed*
3545. Wan GJ, Crown WH, Berndt ER, et al. Treatment costs of venlafaxine and selective serotonin-reuptake inhibitors for depression and anxiety. *Manag Care Interface*. 2002 Jun;15(6):24-30.
Source: *PubMed*
3546. Wang TS, Chou YH, Shiah IS. Combined treatment of olanzapine and mirtazapine in anorexia nervosa associated with major depression. *Prog Neuropsychopharmacol Biol Psychiatry*. 2006 Mar;30(2):306-9.
Source: *PubMed*
3547. Warden D, Rush AJ, Trivedi M, et al. Quality improvement methods as applied to a multicenter effectiveness trial--STAR*D. *Contemp Clin Trials*. 2005 Feb;26(1):95-112.
Source: *PubMed*
3548. Warden D, Rush AJ, Trivedi MH, et al. The STAR*D Project results: a comprehensive review of findings. *Curr Psychiatry Rep*. 2007 Dec;9(6):449-59.
Source: *PubMed*
3549. Warden D, Rush AJ, Wisniewski SR, et al. What predicts attrition in second step medication treatments for depression?: a STAR*D Report. *Int J Neuropsychopharmacol* 2009;12(4):459-73
Source: *PubMed*
3550. Warden D, Trivedi MH, Wisniewski SR, et al. Predictors of attrition during initial (citalopram) treatment for depression: a STAR*D report. *Am J Psychiatry* 2007;164(8):1189-97
Source: *PubMed*

3551. Warden D, Trivedi MH, Wisniewski SR, et al. Early adverse events and attrition in selective serotonin reuptake inhibitor treatment: A suicide assessment methodology study report. *Journal of Clinical Psychopharmacology*. 2010;30(3):259-66.
Source: *PsycINFO*
3552. Warnock JK, Bundren JC, Morris DW. Depressive symptoms associated with gonadotropin-releasing hormone agonists. *Depress Anxiety*. 1998;7(4):171-7.
Source: *PubMed*
3553. Warrington SJ. Clinical implications of the pharmacology of sertraline. *Int Clin Psychopharmacol*. 1991 Dec;6 Suppl 2:11-21.
Source: *PubMed*
3554. Wasilewski BW. Homeopathic remedies as placebo alternatives--verification on the example of treatment of menopause-related vegetative and emotional disturbances. *Sci Eng Ethics*. 2004 Jan;10(1):179-88.
Source: *PubMed*
3555. Waslick B. Psychopharmacology interventions for pediatric anxiety disorders: A research update. *Child and Adolescent Psychiatric Clinics of North America*. 2006;15(1):51-71.
Source: *Scopus*
3556. Watanabe N, Barbui C, Churchill R, et al. Mirtazapine versus other anti-depressive agents for depression (Protocol). *Cochrane Database of Systematic Reviews*. 2006(3).
Source: *Scopus*
3557. Watanabe N, Omori IM, Nakagawa A, et al. Mirtazapine versus other antidepressants in the acute-phase treatment of adults with major depression: Systematic review and meta-analysis. *Journal of Clinical Psychiatry* 2008;69(9):1404-15
Source: *PsycINFO*
3558. Watanabe N, Omori IM, Nakagawa A, et al. Safety reporting and adverse-event profile of mirtazapine described in randomized controlled trials in comparison with other classes of antidepressants in the acute-phase treatment of adults with depression: systematic review and meta-analysis. *CNS Drugs* 2010;24(1):35-53
Source: *PubMed*
3559. Waters CH. Fluoxetine and selegiline--lack of significant interaction. *Can J Neurol Sci*. 1994 Aug;21(3):259-61.
Source: *PubMed*
3560. Waugh J, Goa KL. Escitalopram : a review of its use in the management of major depressive and anxiety disorders. *CNS Drugs*. 2003;17(5):343-62.
Source: *PubMed*
3561. Weber E, Stack J, Pollock BG, et al. Weight change in older depressed patients during acute pharmacotherapy with paroxetine and nortriptyline: a double-blind randomized trial. *Am J Geriatr Psychiatry*. 2000 Summer;8(3):245-50.
Source: *PubMed*
3562. Weber-Hamann B, Gilles M, Lederbogen F, et al. Improved insulin sensitivity in 80 nondiabetic patients with MDD after clinical remission in a double-blind, randomized trial of amitriptyline and paroxetine. *J Clin Psychiatry*. 2006 Dec;67(12):1856-61.
Source: *PubMed*
3563. Weber-Hamann B, Gilles M, Schilling C, et al. Improved insulin sensitivity in 51 nondiabetic depressed inpatients remitting during antidepressive treatment with mirtazapine and venlafaxine. *J Clin Psychopharmacol*. 2008 Oct;28(5):581-4.
Source: *PubMed*
3564. Wehmeier PM, Kluge M, Maras A, et al. Fluoxetine versus trimipramine in the treatment of depression in geriatric patients. *Pharmacopsychiatry*. 2005 Jan;38(1):13-6.
Source: *PubMed*
3565. Weigmann H, Gerek S, Zeisig A, et al. Fluvoxamine but not sertraline inhibits the metabolism of olanzapine: evidence from a therapeutic drug monitoring service. *Ther Drug Monit*. 2001 Aug;23(4):410-3.
Source: *PubMed*
3566. Weihs KL, Houser TL, Batey SR, et al. Continuation phase treatment with bupropion SR effectively decreases the risk for relapse of depression. *Biol Psychiatry*. 2002 May 1;51(9):753-61.
Source: *PubMed*

3567. Weihs KL, Settle EC, Jr., Batey SR, et al. Bupropion sustained release versus paroxetine for the treatment of depression in the elderly. *J Clin Psychiatry*. 2000 Mar;61(3):196-202. Source: *PubMed*
3568. Weilburg JB, Rosenbaum JF, Biederman J, et al. Fluoxetine added to non-MAOI antidepressants converts nonresponders to responders: a preliminary report. *J Clin Psychiatry*. 1989 Dec;50(12):447-9. Source: *PubMed*
3569. Weiner AL, Tilden FF, Jr., McKay CA, Jr. Serotonin syndrome: case report and review of the literature. *Conn Med*. 1997 Nov;61(11):717-21. Source: *PubMed*
3570. Weinmann S, Becker T, Koesters M. Re-evaluation of the efficacy and tolerability of venlafaxine vs SSRI: meta-analysis (Structured abstract). *Psychopharmacology* 2008(4):511-20 Source: *Handsearch*
3571. Weintraub D. Nortriptyline toxicity secondary to interaction with bupropion sustained-release. *Depress Anxiety*. 2001;13(1):50-2. Source: *PubMed*
3572. Weintraub D, Rosenberg PB, Drye LT, et al. Sertraline for the treatment of depression in alzheimer disease: Week-24 outcomes. *American Journal of Geriatric Psychiatry* 2010;18(4):332-40 Source: *EMBASE*
3573. Weintraub D, Streim JE, Datto CJ, et al. Effect of increasing the dose and duration of sertraline trial in the treatment of depressed nursing home residents. *J Geriatr Psychiatry Neurol*. 2003 Jun;16(2):109-11. Source: *PubMed*
3574. Weintraub D, Taraborelli D, Morales KH, et al. Escitalopram for major depression in Parkinson's disease: an open-label, flexible-dosage study. *J Neuropsychiatry Clin Neurosci*. 2006 Summer;18(3):377-83. Source: *PubMed*
3575. Weisler RH, Johnston JA, Lineberry CG, et al. Comparison of bupropion and trazodone for the treatment of major depression. *J Clin Psychopharmacol*. 1994 Jun;14(3):170-9. Source: *PubMed*
3576. Weller EB, Tucker S, Weller RA. The selective serotonin reuptake inhibitors controversy in the treatment of depression in children. *Curr Psychiatry Rep*. 2005 Apr;7(2):87-90. Source: *PubMed*
3577. Wellington K, Perry CM. Venlafaxine extended-release: a review of its use in the management of major depression. *CNS Drugs*. 2001;15(8):643-69. Source: *PubMed*
3578. Welton NJ, Caldwell DM, Adamopoulos E, et al. Mixed treatment comparison meta-analysis of complex interventions: psychological interventions in coronary heart disease. *Am J Epidemiol*. 2009 May 1;169(9):1158-65. Source: *PubMed*
3579. Wenger TL, Stern WC. The cardiovascular profile of bupropion. *J Clin Psychiatry*. 1983 May;44(5 Pt 2):176-82. Source: *PubMed*
3580. Wernicke JF, Dunlop SR, Dornseif BE, et al. Low-dose fluoxetine therapy for depression. *Psychopharmacol Bull*. 1988;24(1):183-8. Source: *PubMed*
3581. Wernicke JF, Dunlop SR, Dornseif BE, et al. Fixed-dose fluoxetine therapy for depression. *Psychopharmacol Bull*. 1987;23(1):164-8. Source: *PubMed*
3582. Wernicke JF, Gahimer J, Yalcin I, et al. Safety and adverse event profile of duloxetine. *Expert Opin Drug Saf*. 2005 Nov;4(6):987-93. Source: *PubMed*
3583. Wernicke JF, Sayler ME, Koke SC, et al. Fluoxetine and concomitant centrally acting medication use during clinical trials of depression: the absence of an effect related to agitation and suicidal behavior. *Depress Anxiety*. 1997;6(1):31-9. Source: *PubMed*

3584. Wheadon DE, Rampey AHJ, Thompson VL, et al. Lack of association between fluoxetine and suicidality in bulimia nervosa. *J Clin Psychiatry*. 1992;53(7):235-41.
Source: *EMBASE*
3585. Wheatley D. Trazodone in depression. *Int Pharmacopsychiatry*. 1980;15(4):240-6.
Source: *PubMed*
3586. Wheatley D. Trazodone: alternative dose regimens and sleep. *Pharmatherapeutica*. 1984;3(9):607-12.
Source: *PubMed*
3587. Wheatley D. St John's Wort in depression: The patient's dilemma. *Primary Care & Community Psychiatry*. 2006 2006;11(3):137-42.
Source: *PsycINFO*
3588. Wheatley DP, van Moffaert M, Timmerman L, et al. Mirtazapine: efficacy and tolerability in comparison with fluoxetine in patients with moderate to severe major depressive disorder. Mirtazapine-Fluoxetine Study Group. *J Clin Psychiatry*. 1998 Jun;59(6):306-12.
Source: *PubMed*
3589. White K, Wykoff W, Tynes LL, et al. Fluvoxamine in the treatment of tricyclic-resistant depression. *Psychiatr J Univ Ott*. 1990 Sep;15(3):156-8.
Source: *PubMed*
3590. Whitehead AM, Ashford JJ. Fluvoxamine in the treatment of depressive illness. A series of double-blind hospital based comparative studies carried out in the UK. *Br J Clin Pract*. 1992 Spring;46(1):21-3.
Source: *PubMed*
3591. Whitmyer VG, Dunner DL, Kornstein SG, et al. A comparison of initial duloxetine dosing strategies in patients with major depressive disorder. *J Clin Psychiatry*. 2007 Dec;68(12):1921-30.
Source: *PubMed*
3592. Whittington CJ, Kendall T, Fonagy P, et al. Selective serotonin reuptake inhibitors in childhood depression: systematic review of published versus unpublished data. *Lancet*. 2004 Apr 24;363(9418):1341-5.
Source: *PubMed*
3593. Whyte EM, Basinski J, Farhi P, et al. Geriatric depression treatment in nonresponders to selective serotonin reuptake inhibitors. *J Clin Psychiatry*. 2004 Dec;65(12):1634-41.
Source: *PubMed*
3594. Whyte EM, Romkes M, Mulsant BH, et al. CYP2D6 genotype and venlafaxine-XR concentrations in depressed elderly. *Int J Geriatr Psychiatry*. 2006 Jun;21(6):542-9.
Source: *PubMed*
3595. Whyte IM, Dawson AH, Buckley NA. Relative toxicity of venlafaxine and selective serotonin reuptake inhibitors in overdose compared to tricyclic antidepressants. *Qjm*. 2003 May;96(5):369-74.
Source: *PubMed*
3596. Wiethoff K, Bauer M, Baghai TC, et al. Prevalence and treatment outcome in anxious versus nonanxious depression: Results from the German algorithm project. *Journal of Clinical Psychiatry*. 2010;71(8):1047-54.
Source: *EMBASE*
3597. Wiggins A, Oakley Browne M, Bearnley-Smith C, et al. Depressive disorders among adolescents managed in a child and adolescent mental health service. *Australasian Psychiatry*. 2010;18(2):134-41.
Source: *EMBASE*
3598. Wijkstra J, Burger H, van den Broek WW, et al. Treatment of unipolar psychotic depression: a randomized, double-blind study comparing imipramine, venlafaxine, and venlafaxine plus quetiapine. *Acta Psychiatr Scand* 2010;121(3):190-200
Source: *PubMed*
3599. Wijkstra J, Burger H, van den Broek WW, et al. Long-term response to successful acute pharmacological treatment of psychotic depression. *J Affect Disord*. 2010 Jun;123(1-3):238-42.
Source: *PubMed*
3600. Willetts J, Lippa A, Beer B. Clinical development of citalopram. *J Clin Psychopharmacol*. 1999 Oct;19(5 Suppl 1):36S-46S.
Source: *PubMed*

3601. Williams JW, Jr., Barrett J, Oxman T, et al. Treatment of dysthymia and minor depression in primary care: A randomized controlled trial in older adults. *Jama*. 2000 Sep 27;284(12):1519-26.
Source: *PubMed*
3602. Williams JW, Mulrow CD, Chiquette E, et al. A systematic review of newer pharmacotherapies for depression in adults: evidence report summary. *Annals Internal Medicine*. 2000 2000 May 2;132(9):743-56.
Source: *Handsearch*
3603. Williams R, Edwards RA, Newburn GM, et al. A double-blind comparison of moclobemide and fluoxetine in the treatment of depressive disorders. *Int Clin Psychopharmacol*. 1993 Jan;7(3-4):155-8.
Source: *PubMed*
3604. Williams TI, Salkovskis PM, Forrester L, et al. A randomised controlled trial of cognitive behavioural treatment for obsessive compulsive disorder in children and adolescents. *European Child and Adolescent Psychiatry*. 2010;19(5):449-56.
Source: *EMBASE*
3605. Willner P, Hale AS, Argyropoulos S. Dopaminergic mechanism of antidepressant action in depressed patients. *J Affect Disord*. 2005 May;86(1):37-45.
Source: *PubMed*
3606. Wilson KC, Mottram PG, Ashworth L, et al. Older community residents with depression: long-term treatment with sertraline. Randomised, double-blind, placebo-controlled study. *Br J Psychiatry*. 2003 Jun;182:492-7.
Source: *PubMed*
3607. Winokur A, Baker RA, Simmons J, et al. Comparative sleep improving effects of mirtazapine vs SSRIs in depressed patients: A meta-analysis of individual patient data. 8th World Congress of the World Federation of Societies of Biological Psychiatry. Vienna, Austria. *World J Biol Psychiatry* 2005;S1366-7
Source: *Scopus*
3608. Winokur A, DeMartinis NA, 3rd, McNally DP, et al. Comparative effects of mirtazapine and fluoxetine on sleep physiology measures in patients with major depression and insomnia. *J Clin Psychiatry*. 2003 Oct;64(10):1224-9.
Source: *PubMed*
3609. Wirshing WC, Van Putten T, Rosenberg J, et al. Fluoxetine, akathisia, and suicidality: is there a causal connection? *Arch Gen Psychiatry*. 1992 Jul;49(7):580-1.
Source: *PubMed*
3610. Wirz-Justice A, Schroder CM, Gasio PF, et al. The circadian rest-activity cycle in korsakoff psychosis. *American Journal of Geriatric Psychiatry*. 2010;18(1):33-41.
Source: *EMBASE*
3611. Wirz-Justice A, van der Velde P, Bucher A, et al. Comparison of light treatment with citalopram in winter depression: a longitudinal single case study. *Int Clin Psychopharmacol*. 1992 Nov;7(2):109-16.
Source: *PubMed*
3612. Wise TN, Perahia DGS, Pangallo BA, et al. Effects of the antidepressant duloxetine on body weight: Analyses of 10 clinical studies. *Primary Care Companion to the Journal of Clinical Psychiatry*. 2006;8(5):269-78.
Source: *EMBASE*
3613. Wise TN, Wiltse CG, Iosifescu DV, et al. The safety and tolerability of duloxetine in depressed elderly patients with and without medical comorbidity. *Int J Clin Pract* 2007;61(8):1283-93
Source: *PubMed*
3614. Wisner KL, Hanusa BH, Perel JM, et al. Postpartum depression: a randomized trial of sertraline versus nortriptyline. *J Clin Psychopharmacol*. 2006 Aug;26(4):353-60.
Source: *PubMed*
3615. Wisner KL, Perel JM, Peindl KS, et al. Prevention of postpartum depression: a pilot randomized clinical trial. *Am J Psychiatry*. 2004 Jul;161(7):1290-2.
Source: *PubMed*

3616. Wisniewski SR, Chen CC, Kim E, et al. Global benefit-risk analysis of adjunctive aripiprazole in the treatment of patients with major depressive disorder. *Pharmacoepidemiol Drug Saf.* 2009 Oct;18(10):965-72.
Source: *PubMed*
3617. Wisniewski SR, Eng H, Meloro L, et al. Web-based communications and management of a multi-center clinical trial: the Sequenced Treatment Alternatives to Relieve Depression (STAR*D) project. *Clin Trials.* 2004;1(4):387-98.
Source: *PubMed*
3618. Wisniewski SR, Fava M, Trivedi MH, et al. Acceptability of second-step treatments to depressed outpatients: a STAR*D report. *Am J Psychiatry.* 2007 May;164(5):753-60.
Source: *PubMed*
3619. Wisniewski SR, Leon AC, Otto MW, et al. Prevention of missing data in clinical research studies. *Biol Psychiatry.* 2006 Jun 1;59(11):997-1000.
Source: *PubMed*
3620. Wisniewski SR, Rush AJ, Balasubramani GK, et al. Self-rated global measure of the frequency, intensity, and burden of side effects. *J Psychiatr Pract.* 2006 Mar;12(2):71-9.
Source: *PubMed*
3621. Wisniewski SR, Rush AJ, Bryan C, et al. Comparison of quality of life measures in a depressed population. *J Nerv Ment Dis.* 2007 Mar;195(3):219-25.
Source: *PubMed*
3622. Wisniewski SR, Rush AJ, Nierenberg AA, et al. Can phase III trial results of antidepressant medications be generalized to clinical practice? A STAR*D report. *Am J Psychiatry.* 2009 May;166(5):599-607.
Source: *PubMed*
3623. Wisniewski SR, Stegman D, Trivedi M, et al. Methods of testing feasibility for sequenced treatment alternatives to relieve depression (STAR*D). *J Psychiatr Res.* 2004 May-Jun;38(3):241-8.
Source: *PubMed*
3624. Wohlreich MM, Mallinckrodt CH, Prakash A, et al. Duloxetine for the treatment of major depressive disorder: safety and tolerability associated with dose escalation. *Depress Anxiety.* 2007;24(1):41-52.
Source: *PubMed*
3625. Wohlreich MM, Mallinckrodt CH, Watkin JG, et al. Duloxetine for the long-term treatment of major depressive disorder in patients aged 65 and older: an open-label study. *BMC Geriatr.* 2004 Dec 7;4:11.
Source: *PubMed*
3626. Wohlreich MM, Mallinckrodt CH, Watkin JG, et al. Immediate switching of antidepressant therapy: results from a clinical trial of duloxetine. *Ann Clin Psychiatry.* 2005 Oct-Dec;17(4):259-68.
Source: *PubMed*
3627. Wohlreich MM, Martinez JM, Mallinckrodt CH, et al. An open-label study of duloxetine for the treatment of major depressive disorder: comparison of switching versus initiating treatment approaches. *J Clin Psychopharmacol.* 2005 Dec;25(6):552-60.
Source: *PubMed*
3628. Wohlreich MM, Sullivan MD, Mallinckrodt CH, et al. Duloxetine for the treatment of recurrent major depressive disorder in elderly patients: treatment outcomes in patients with comorbid arthritis. *Psychosomatics* 2009;50(4):402-12
Source: *PubMed*
3629. Wolf R, Dykieriek P, Gattaz WF, et al. Differential effects of trimipramine and fluoxetine on sleep in geriatric depression. *Pharmacopsychiatry.* 2001 Mar;34(2):60-5.
Source: *PubMed*
3630. Wolfersdorf M, Barg T, Konig F, et al. Paroxetine as antidepressant in combined antidepressant-neuroleptic therapy in delusional depression: observation of clinical use. *Pharmacopsychiatry.* 1995 Mar;28(2):56-60.
Source: *PubMed*

3631. Wolfersdorf M, Barg T, Konig F, et al. Paroxetine in the treatment of inpatients with non-delusional endogenous or neurotic depression. *Schweiz Arch Neurol Psychiatr.* 1994;145(6):15-8.
Source: *PubMed*
3632. Wong ML, Whelan F, Deloukas P, et al. Phosphodiesterase genes are associated with susceptibility to major depression and antidepressant treatment response. *Proc Natl Acad Sci U S A.* 2006 Oct 10;103(41):15124-9.
Source: *PubMed*
3633. Wood A. Pharmacotherapy of bulimia nervosa--experience with fluoxetine. *Int Clin Psychopharmacol.* 1993 Winter;8(4):295-9.
Source: *PubMed*
3634. Woolley SB, Fredman L, Goethe JW, et al. Hospital patients' perceptions during treatment and early discontinuation of serotonin selective reuptake inhibitor antidepressants. *Journal of Clinical Psychopharmacology.* 2010;30(6):716-9.
Source: *PsycINFO*
3635. Workman EA, Short DD. Bupropion-induced carbohydrate craving and weight gain. *Am J Psychiatry.* 1992 Oct;149(10):1407-8.
Source: *PubMed*
3636. Wroblewski BA, Guidos A, Leary J, et al. Control of depression with fluoxetine and antiseizure medication in a brain-injured patient. *Am J Psychiatry.* 1992 Feb;149(2):273.
Source: *PubMed*
3637. Wroolie TE, Williams KE, Keller J, et al. Mood and neuropsychological changes in women with midlife depression treated with escitalopram. *J Clin Psychopharmacol.* 2006 Aug;26(4):361-6.
Source: *PubMed*
3638. Wu E, Greenberg P, Yang E, et al. Comparison of treatment persistence, hospital utilization and costs among major depressive disorder geriatric patients treated with escitalopram versus other SSRI/SNRI antidepressants. *Curr Med Res Opin.* 2008 Oct;24(10):2805-13.
Source: *PubMed*
3639. Wu E, Greenberg PE, Yang E, et al. Comparison of escitalopram versus citalopram for the treatment of major depressive disorder in a geriatric population. *Curr Med Res Opin.* 2008 Sep;24(9):2587-95.
Source: *PubMed*
3640. Wu EQ, Ben-Hamadi R, Yu AP, et al. Healthcare utilization and costs incurred by patients with major depression after being switched from escitalopram to another SSRI for non-medical reasons. *Journal of Medical Economics.* 2010;13(2):314-23.
Source: *EMBASE*
3641. Wu WH, Huo SJ, Cheng CY, et al. Association study of the 5-HT(6) receptor polymorphism (C267T) and symptomatology and antidepressant response in major depressive disorders. *Neuropsychobiology.* 2001;44(4):172-5.
Source: *PubMed*
3642. Wu YS, Chen YC, Lu RB. Venlafaxine vs. paroxetine in the acute phase of treatment for major depressive disorder among Han Chinese population in Taiwan. *J Clin Pharm Ther.* 2007 Aug;32(4):353-63.
Source: *PubMed*
3643. Yalug I, Kirmizi-Alsan E, Tufan AE. Adult onset paper pica in the context of anorexia nervosa with major depressive disorder and a history of childhood geophagia: A case report. *Progress in Neuro-Psychopharmacology & Biological Psychiatry.* 2007 Aug, 2007;31(6):1341-2.
Source: *PsycINFO*
3644. Yamada K, Yagi G, Kanba S. Effectiveness of herbal medicine (Rokumigan and Hachimijiojan) for fatigue or loss of energy in patients with partial remitted major depressive disorder. *Psychiatry and Clinical Neurosciences.* 2005;59(5):610-2.
Source: *EMBASE*
3645. Yang H, Chuzi S, Sinicropi-Yao L, et al. Type of residual symptom and risk of relapse during the continuation/maintenance phase treatment of major depressive disorder with the selective serotonin reuptake inhibitor fluoxetine. *Eur Arch Psychiatry Clin Neurosci.* 2010 Mar;260(2):145-50.
Source: *PubMed*

3646. Yang H, Sinicropi-Yao L, Chuzi S, et al. Residual sleep disturbance and risk of relapse during the continuation/maintenance phase treatment of major depressive disorder with the selective serotonin reuptake inhibitor fluoxetine. *Annals of General Psychiatry*. 2010;9.
Source: *PsycINFO*
3647. Yang LP, Plosker GL. Desvenlafaxine extended release. *CNS Drugs*. 2008;22(12):1061-9.
Source: *PubMed*
3648. Yasui-Furukori N, Kaneko S. Digitalis intoxication induced by paroxetine co-administration. *Lancet*. 2006 Mar 4;367(9512):788.
Source: *PubMed*
3649. Yates WR, Mitchell J, John Rush A, et al. Clinical Features of Depression in Outpatients With and Without Co-Occurring General Medical Conditions in STAR*D: Confirmatory Analysis. *Prim Care Companion J Clin Psychiatry*. 2007;9(1):7-15.
Source: *PubMed*
3650. Yates WR, Mitchell J, Rush AJ, et al. Clinical features of depressed outpatients with and without co-occurring general medical conditions in STAR*D. *Gen Hosp Psychiatry*. 2004 Nov-Dec;26(6):421-9.
Source: *PubMed*
3651. Yazicioglu B, Akkaya C, Sarandol A, et al. A comparison of the efficacy and tolerability of reboxetine and sertraline versus venlafaxine in major depressive disorder: a randomized, open-labeled clinical trial. *Prog Neuropsychopharmacol Biol Psychiatry*. 2006 Sep 30;30(7):1271-6.
Source: *PubMed*
3652. Yen CF, Lee Y, Tang TC, et al. Predictive value of self-stigma, insight, and perceived adverse effects of medication for the clinical outcomes in patients with depressive disorders. *Journal of Nervous and Mental Disease*. 2009;197(3):172-7.
Source: *EMBASE*
3653. Yeragani VK, Pesce V, Jayaraman A, et al. Major depression with ischemic heart disease: effects of paroxetine and nortriptyline on long-term heart rate variability measures. *Biol Psychiatry*. 2002 Sep 1;52(5):418-29.
Source: *PubMed*
3654. Yeragani VK, Roose S, Mallavarapu M, et al. Major depression with ischemic heart disease: effects of paroxetine and nortriptyline on measures of nonlinearity and chaos of heart rate. *Neuropsychobiology*. 2002;46(3):125-35.
Source: *PubMed*
3655. Yevtushenko VY, Belous AI, Yevtushenko YG, et al. Efficacy and tolerability of escitalopram versus citalopram in major depressive disorder: a 6-week, multicenter, prospective, randomized, double-blind, active-controlled study in adult outpatients. *Clin Ther* 2007;29(11):2319-32
Source: *PubMed*
3656. Yildiz A, Mantar A, Simsek S, et al. Combination of pharmacotherapy with electroconvulsive therapy in prevention of depressive relapse: a pilot controlled trial. *J ECT*. 2010 Jun;26(2):104-10.
Source: *PubMed*
3657. Yohannes AM, Connolly MJ, Baldwin RC. A feasibility study of antidepressant drug therapy in depressed elderly patients with chronic obstructive pulmonary disease. *Int J Geriatr Psychiatry*. 2001 May;16(5):451-4.
Source: *PubMed*
3658. Yonkers KA, Halbreich U, Freeman E, et al. Sertraline in the treatment of premenstrual dysphoric disorder. *Psychopharmacol Bull*. 1996;32(1):41-6.
Source: *PubMed*
3659. Yonkers KA, Lin H, Howell HB, et al. Pharmacologic treatment of postpartum women with new-onset major depressive disorder: a randomized controlled trial with paroxetine. *J Clin Psychiatry* 2008;69(4):659-65
Source: *PubMed*

3660. Yoon SJ, Pae CU, Kim DJ, et al. Mirtazapine for patients with alcohol dependence and comorbid depressive disorders: a multicentre, open label study. *Prog Neuropsychopharmacol Biol Psychiatry*. 2006 Sep 30;30(7):1196-201.
Source: *PubMed*
3661. Yoshida K, Sugawara Y, Higuchi H. Dramatic remission of treatment-resistant depression after the cessation of tricyclic antidepressants. *Pharmacopsychiatry*. 2006 May;39(3):114.
Source: *PubMed*
3662. Yoshimura R, Mitoma M, Sugita A, et al. Effects of paroxetine or milnacipran on serum brain-derived neurotrophic factor in depressed patients. *Prog Neuropsychopharmacol Biol Psychiatry*. 2007 Jun 30;31(5):1034-7.
Source: *PubMed*
3663. Yoshimura R, Ueda N, Nakamura J, et al. Interaction between fluvoxamine and cotinine or caffeine. *Neuropsychobiology*. 2002;45(1):32-5.
Source: *PubMed*
3664. Yoshimura R, Umene-Nakano W, Ueda N, et al. No difference in adherence to paroxetine between depressed patients with early remission and those with late remission based on monitoring of plasma paroxetine concentrations. *Hum Psychopharmacol*. 2010 Aug;25(6):487-90.
Source: *PubMed*
3665. Yoshimura R, Umene-Nakano W, Ueda N, et al. Addition of risperidone to sertraline improves sertraline-resistant refractory depression without influencing plasma concentrations of sertraline and desmethylsertraline. *Hum Psychopharmacol*. 2008 Dec;23(8):707-13.
Source: *PubMed*
3666. Young AH, McElroy SL, Bauer M, et al. A double-blind, placebo-controlled study of quetiapine and lithium monotherapy in adults in the acute phase of bipolar depression (EMBOLDEN I). *Journal of Clinical Psychiatry*. 2010;71(2):150-62.
Source: *EMBASE*
3667. Young EA, Altemus M, Lopez JF, et al. HPA axis activation in major depression and response to fluoxetine: a pilot study. *Psychoneuroendocrinology*. 2004 Oct;29(9):1198-204.
Source: *PubMed*
3668. Young EA, Kornstein SG, Harvey AT, et al. Influences of hormone-based contraception on depressive symptoms in premenopausal women with major depression. *Psychoneuroendocrinology*. 2007 Aug;32(7):843-53.
Source: *PubMed*
3669. Young EA, Kornstein SG, Marcus SM, et al. Sex differences in response to citalopram: a STAR*D report. *J Psychiatr Res*. 2009;43(5):503-11
Source: *PubMed*
3670. Young HN, Bell RA, Epstein RM, et al. Types of information physicians provide when prescribing antidepressants. *Journal of General Internal Medicine*. 2006;21(11):1172-7.
Source: *EMBASE*
3671. Young JP, Coleman A, Lader MH. A controlled comparison of fluoxetine and amitriptyline in depressed out-patients. *Br J Psychiatry*. 1987 Sep;151:337-40.
Source: *PubMed*
3672. Young SA, Hurt PH, Benedek DM, et al. Treatment of premenstrual dysphoric disorder with sertraline during the luteal phase: a randomized, double-blind, placebo-controlled crossover trial. *J Clin Psychiatry*. 1998 Feb;59(2):76-80.
Source: *PubMed*
3673. Yu YW, Tsai SJ, Hong CJ, et al. Association study of a monoamine oxidase a gene promoter polymorphism with major depressive disorder and antidepressant response. *Neuropsychopharmacology*. 2005 Sep;30(9):1719-23.
Source: *PubMed*

3674. Yu YW, Tsai SJ, Liou YJ, et al. Association study of two serotonin 1A receptor gene polymorphisms and fluoxetine treatment response in Chinese major depressive disorders. *Eur Neuropsychopharmacol.* 2006 Oct;16(7):498-503.
Source: *PubMed*
3675. Yu-Isenberg KS, Fontes CL, Wan GJ, et al. Acute and continuation treatment adequacy with venlafaxine extended release compared with fluoxetine. *Pharmacotherapy.* 2004 Jan;24(1):33-40.
Source: *PubMed*
3676. Yuksel FV, Tuzer V, Goka E. Escitalopram intoxication. *Eur Psychiatry.* 2005 Jan;20(1):82.
Source: *PubMed*
3677. Zaharia MD, Ravindran AV, Griffiths J, et al. Lymphocyte proliferation among major depressive and dysthymic patients with typical or atypical features. *J Affect Disord.* 2000 Apr;58(1):1-10.
Source: *PubMed*
3678. Zajecka J, Dunner DL, Gelenberg AJ, et al. Sexual function and satisfaction in the treatment of chronic major depression with nefazodone, psychotherapy, and their combination. *J Clin Psychiatry.* 2002 Aug;63(8):709-16.
Source: *PubMed*
3679. Zajecka J, Fawcett J, Amsterdam J, et al. Safety of abrupt discontinuation of fluoxetine: a randomized, placebo-controlled study. *J Clin Psychopharmacol.* 1998 Jun;18(3):193-7.
Source: *PubMed*
3680. Zajecka J, Mitchell S, Fawcett J. Treatment-emergent changes in sexual function with selective serotonin reuptake inhibitors as measured with the Rush Sexual Inventory. *Psychopharmacol Bull.* 1997;33(4):755-60.
Source: *PubMed*
3681. Zajecka JM. The effect of nefazodone on comorbid anxiety symptoms associated with depression: experience in family practice and psychiatric outpatient settings. *J Clin Psychiatry.* 1996;57 Suppl 2:10-4.
Source: *PubMed*
3682. Zajecka JM, Jeffries H, Fawcett J. The efficacy of fluoxetine combined with a heterocyclic antidepressant in treatment-resistant depression: a retrospective analysis. *J Clin Psychiatry.* 1995 Aug;56(8):338-43.
Source: *PubMed*
3683. Zanardi R, Artigas F, Franchini L, et al. How long should pindolol be associated with paroxetine to improve the antidepressant response? *J Clin Psychopharmacol.* 1997 Dec;17(6):446-50.
Source: *PubMed*
3684. Zanardi R, Benedetti F, Di Bella D, et al. Efficacy of paroxetine in depression is influenced by a functional polymorphism within the promoter of the serotonin transporter gene. *J Clin Psychopharmacol.* 2000 Feb;20(1):105-7.
Source: *PubMed*
3685. Zanardi R, Cusin C, Rossini D, et al. Comparison of response to fluvoxamine in nondemented elderly compared to younger patients affected by major depression. *J Clin Psychopharmacol.* 2003 Dec;23(6):535-9.
Source: *PubMed*
3686. Zanardi R, Franchini L, Gasperini M, et al. Double-blind controlled trial of sertraline versus paroxetine in the treatment of delusional depression. *Am J Psychiatry.* 1996 Dec;153(12):1631-3.
Source: *PubMed*
3687. Zanardi R, Franchini L, Serretti A, et al. Venlafaxine versus fluvoxamine in the treatment of delusional depression: a pilot double-blind controlled study. *J Clin Psychiatry.* 2000 Jan;61(1):26-9.
Source: *PubMed*
3688. Zanardi R, Serretti A, Rossini D, et al. Factors affecting fluvoxamine antidepressant activity: influence of pindolol and 5-HTTLPR in delusional and nondelusional depression. *Biol Psychiatry.* 2001 Sep 1;50(5):323-30.
Source: *PubMed*

3689. Zanarini MC, Frankenburg FR, Parachini EA. A preliminary, randomized trial of fluoxetine, olanzapine, and the olanzapine-fluoxetine combination in women with borderline personality disorder. *J Clin Psychiatry*. 2004 Jul;65(7):903-7.
Source: *PubMed*
3690. Zaninelli R, Bauer M, Jobert M, et al. Changes in quantitatively assessed tremor during treatment of major depression with lithium augmented by paroxetine or amitriptyline. *J Clin Psychopharmacol*. 2001 Apr;21(2):190-8.
Source: *PubMed*
3691. Zaninelli R, Meister W. The treatment of depression with paroxetine in psychiatric practice in Germany: the possibilities and current limitations of drug monitoring. *Pharmacopsychiatry*. 1997 Jan;30(1 Suppl):9-20.
Source: *PubMed*
3692. Zarate CA, Kando JC, Tohen M, et al. Does intolerance or lack of response with fluoxetine predict the same will happen with sertraline? *J Clin Psychiatry*. 1996 Feb;57(2):67-71.
Source: *PubMed*
3693. Zetin M, Hoepner CT. Relevance of exclusion criteria in antidepressant clinical trials: A replication study. *Journal of Clinical Psychopharmacology*. 2007;27(3):295-301.
Source: *EMBASE*
3694. Zhalkovsky B, Walker D, Bourgeois JA. Seizure activity and enzyme elevations after venlafaxine overdose. *J Clin Psychopharmacol*. 1997 Dec;17(6):490-1.
Source: *PubMed*
3695. Zhang G, Ruan J. Treatment of mental depression due to liver-qi stagnancy with herbal decoction and by magnetic therapy at the acupoints--a report of 45 cases. *J Tradit Chin Med*. 2004 Mar;24(1):20-1.
Source: *PubMed*
3696. Zhang WJ, Yang XB, Zhong BL. Combination of Acupuncture and Fluoxetine for Depression: A Randomized, Double-Blind, Sham-Controlled Trial. *Journal of Alternative and Complementary Medicine: Research on Paradigm, Practice, and Policy (USA)* 2009;15837
Source: *Handsearch*
3697. Zhang Y, Chow V, Vitry AI, et al. Antidepressant use and depressive symptomatology among older people from the Australian longitudinal study of ageing. *International Psychogeriatrics*. 2010;22(3):437-44.
Source: *PsycINFO*
3698. Zheng H, Zhang L, Li L, et al. High-frequency rTMS treatment increases left prefrontal myo-inositol in young patients with treatment-resistant depression. *Progress in Neuro-Psychopharmacology and Biological Psychiatry*. 2010;34(7):1189-95.
Source: *EMBASE*
3699. Zhu H, Halaris A, Madakasira S, et al. Effect of bupropion on immunodensity of putative imidazoline receptors on platelets of depressed patients. *J Psychiatr Res*. 1999 Jul-Aug;33(4):323-33.
Source: *PubMed*
3700. Ziere G, Dieleman JP, Van Der Cammen TJM, et al. Selective serotonin reuptake inhibiting antidepressants are associated with an increased risk of nonvertebral fractures. *Journal of clinical psychopharmacology*. 2008;28(4):411-7.
Source: *PubMed*
3701. Ziffra MS, Gilmer WS. STAR*D : Lessons learned for primary care. New York, NY, ETATS-UNIS: MBL Communications; 2007.
Source: *Handsearch*
3702. Zimmerman M, Breen RB, Posternak MA. An open-label study of citalopram in the treatment of pathological gambling. *J Clin Psychiatry*. 2002 Jan;63(1):44-8.
Source: *PubMed*
3703. Zimmerman M, Posternak MA, Attiullah N, et al. Why isn't bupropion the most frequently prescribed antidepressant? *J Clin Psychiatry*. 2005 May;66(5):603-10.
Source: *PubMed*

3704. Zisook S, Ganadjian K, Moutier C, et al. Sequenced Treatment Alternatives to Relieve Depression (STAR*D): lessons learned. *J Clin Psychiatry*. 2008 Jul;69(7):1184-5. Source: *PubMed*
3705. Zisook S, Kasckow JW, Lanouette NM, et al. Augmentation with citalopram for suicidal ideation in middle-aged and older outpatients with schizophrenia and schizoaffective disorder who have subthreshold depressive symptoms: A randomized controlled trial. *Journal of Clinical Psychiatry*. 2010;71(7):915-22. Source: *EMBASE*
3706. Zisook S, Lesser I, Stewart JW, et al. Effect of age at onset on the course of major depressive disorder. *Am J Psychiatry*. 2007 Oct;164(10):1539-46. Source: *PubMed*
3707. Zisook S, Montross L, Kasckow J, et al. Subsyndromal depressive symptoms in middle-aged and older persons with schizophrenia. *Am J Geriatr Psychiatry*. 2007 Dec;15(12):1005-14. Source: *PubMed*
3708. Zisook S, Peterkin J, Goggin KJ, et al. Treatment of major depression in HIV-seropositive men. HIV Neurobehavioral Research Center Group. *J Clin Psychiatry*. 1998 May;59(5):217-24. Source: *PubMed*
3709. Zisook S, Rush AJ, Albala A, et al. Factors that differentiate early vs. later onset of major depression disorder. *Psychiatry Res*. 2004 Dec 15;129(2):127-40. Source: *PubMed*
3710. Zisook S, Rush AJ, Lesser I, et al. Preadult onset vs. adult onset of major depressive disorder: a replication study. *Acta Psychiatr Scand*. 2007 Mar;115(3):196-205. Source: *PubMed*
3711. Zisook S, Shuchter SR, Pedrelli P, et al. Bupropion sustained release for bereavement: results of an open trial. *J Clin Psychiatry*. 2001 Apr;62(4):227-30. Source: *PubMed*
3712. Zitman FG, Couvee JE. Chronic benzodiazepine use in general practice patients with depression: an evaluation of controlled treatment and taper-off: report on behalf of the Dutch Chronic Benzodiazepine Working Group. *Br J Psychiatry*. 2001 Apr;178:317-24. Source: *PubMed*
3713. Zivkov M. Org 3770 versus amitriptyline: A 6-week randomized double-blind multicentre trial in hospitalized depressed patients. *Hum Psychopharmacol*. 1995;10(3):173-80. Source: *EMBASE*
3714. Zobel A, Schuhmacher A, Jessen F, et al. DNA sequence variants of the FKBP5 gene are associated with unipolar depression. *International Journal of Neuropsychopharmacology*. 2010;13(5):649-60. Source: *EMBASE*
3715. Zohar J, Keegstra H, Barrelet L. Fluvoxamine as effective as clomipramine against symptoms of severe depression: results from a multicentre, double-blind study. *Hum Psychopharmacol*. 2003 Mar;18(2):113-9. Source: *PubMed*
3716. Zou YF, Wang Y, Liu P, et al. Association of BDNF Val66Met polymorphism with both baseline HRQOL scores and improvement in HRQOL scores in Chinese major depressive patients treated with fluoxetine. *Hum Psychopharmacol*. 2010 Mar;25(2):145-52. Source: *PubMed*
3717. Zou YF, Wang Y, Liu P, et al. Association of brain-derived neurotrophic factor genetic Val66Met polymorphism with severity of depression, efficacy of fluoxetine and its side effects in Chinese major depressive patients. *Neuropsychobiology*. 2010;61(2):71-8. Source: *PubMed*
3718. Zourkova A, Hadasova E. Relationship between CYP 2D6 metabolic status and sexual dysfunction in paroxetine treatment. *J Sex Marital Ther*. 2002 Oct-Dec;28(5):451-61. Source: *PubMed*
3719. Zubieta JK, Pande AC, Demitrack MA. Two year follow-up of atypical depression. *J Psychiatr Res*. 1999 Jan-Feb;33(1):23-9. Source: *PubMed*

3720. Zung WW. Review of placebo-controlled trials with bupropion. *J Clin Psychiatry*. 1983 May;44(5 Pt 2):104-14.
Source: *PubMed*
3721. Zupancic M, Guilleminault C. Agomelatine: A preliminary review of a new antidepressant. *CNS Drugs*. 2006;20(12):981-92.
Source: *Scopus*
3722. Zygmunt M, Prigerson HG, Houck PR, et al. A post hoc comparison of paroxetine and nortriptyline for symptoms of traumatic grief. *J Clin Psychiatry*. 1998 May;59(5):241-5.
Source: *PubMed*

Appendix G. Strength of Evidence Tables

Table 1. Strength of evidence for the comparative efficacy and effectiveness for second-generation antidepressants for the treatment of major depressive disorder in adults

Outcome; Number of Studies	Risk of Bias Design/ Quality	Consistency	Directness	Precision	Other considerations	Results	Strength of Evidence
Comparative efficacy 91 RCTs	Medium ¹ 88 RCTs/fair 3 RCTs/good	Consistent	Some indirectness ²	Precise	Publication bias is likely	Results from direct and indirect comparisons indicate that no substantial differences in efficacy exist among second-generation antidepressants.	Moderate
Comparative effectiveness 3 pragmatic RCTs	Medium ¹ 2 RCTs/fair 1 RCT/good	Consistent	Some indirectness ³	Precise	None	Direct evidence from three pragmatic trials and indirect evidence from efficacy trials indicate that no substantial differences in effectiveness exist among second-generation antidepressants.	Moderate
Quality of life 18 RCTs	Medium ¹ 18 RCTs/fair	Consistent	Some indirectness ⁴	Precise	None	Consistent results indicate that the efficacy of second-generation antidepressants with respect to quality of life does not differ among drugs	Moderate
Onset of action 7 RCTs	Medium ¹ 7 RCTs/fair	Consistent	Some indirectness ⁴	Precise	Publication bias is likely	Consistent results suggest that mirtazapine has a significantly faster onset of action than citalopram, fluoxetine, paroxetine, and sertraline (NNT for response after 1-2 weeks: 7; 95% CI 4-12) Whether this difference can be extrapolated to other second-generation antidepressants is unclear. Most other trials do not indicate a faster onset of action of one second-generation antidepressant compared with another.	Moderate

NNT: number needed to treat; RCT: randomized controlled trial

¹ Considerable attrition in most studies; lack of reporting of allocation concealment

² Most estimates of treatment effects are based on network meta-analyses

³ Indirect evidence from efficacy trials

⁴ Data are not available for all possible comparisons

Table 2. Strength of evidence for the comparative efficacy and effectiveness of second-generation antidepressants for the treatment of dysthymia

Outcome; Number of Studies	Risk of Bias					Results	Strength of Evidence
	Design/ Quality	Consistency	Directness	Precision	Other considerations		
Comparative efficacy;	NA	NA	NA	NA	NA	No evidence	Insufficient
none							
Comparative effectiveness;	NA	NA	NA	NA	NA	No evidence	Insufficient
none							
Quality of life;	NA	NA	NA	NA	NA	No evidence	Insufficient
none							
Onset of action;	NA	NA	NA	NA	NA	No evidence	Insufficient
none							

Table 3. Strength of evidence for the comparative efficacy and effectiveness of second-generation antidepressants for the treatment of subsyndromal depression

Outcome; Number of Studies	Risk of Bias					Results	Strength of Evidence
	Design/ Quality	Consistency	Directness	Precision	Other considerations		
Comparative efficacy; 1 RCT	High ^{1,2} 1 non-randomized RCT/ fair	N/A	Direct	Imprecise ³	None	No difference between citalopram and sertraline.	Low
Comparative effectiveness; none	NA	NA	NA	NA	NA	No evidence	Insufficient
Quality of life; none	NA	NA	NA	NA	NA	No evidence	Insufficient
Onset of action; none	NA	NA	NA	NA	NA	No evidence	Insufficient

¹ lack of randomization

² lack of blinding

³ confidence intervals encompass clinically relevant differences

Table 4. Strength of evidence regarding efficacy and effectiveness of previously effective versus new second-generation antidepressants for the treatment of depressive disorders

Outcome; Number of Studies	Risk of Bias					Results	Strength of Evidence
	Design/ Quality	Consistency	Directness	Precision	Other considerations		
Major depressive disorder; none	NA	NA	NA	NA	NA	No evidence	Insufficient
Dysthymia; none	NA	NA	NA	NA	NA	No evidence	Insufficient
Subsyndromal depression; none	NA	NA	NA	NA	NA	No evidence	Insufficient

Table 5. Strength of evidence for the differences in efficacy and effectiveness for second-generation antidepressants between immediate- and extended-release formulations

Outcome; Number of Studies	Risk of Bias					Results	Strength of Evidence
	Design/ Quality	Consistency	Directness	Precision	Other considerations		
Major depressive disorder; 2 RCTs	Low 2 RCTs/Good	Consistent	Direct	Imprecise ²	None	Results indicate no differences in response to treatment between paroxetine IR and paroxetine CR. No differences in maintenance of response and remission between fluoxetine daily and fluoxetine weekly.	Moderate
	Medium ¹ 1 RCT/fair	N/A	Direct	Imprecise ²	None	One trial reported higher response rates for venlafaxine XR than venlafaxine IR.	Low
Dysthymia; none	NA	NA	NA	NA	NA	No evidence	Insufficient
Subsyndromal depression; none	NA	NA	NA	NA	NA	No evidence	Insufficient

¹ Considerable attrition; lack of reporting of allocation concealment

² Confidence intervals encompass differences that would be clinically irrelevant

Table 6. Strength of evidence for the comparative efficacy and effectiveness of second-generation antidepressants for maintaining response or remission (i.e., preventing relapse or recurrence) of continuing initial medications

Outcome; Number of Studies	Risk of Bias					Other considerations	Results	Strength of Evidence
	Design/ Quality	Consistency	Directness	Precision				
Comparative efficacy 7 RCTs	Medium 7 RCTs/ fair	Consistent	Direct	Precise	Duration of relapse and recurrence prevention is variable and could influence results; not all comparisons are represented	Based on results from six efficacy trials and one naturalistic study, no significant differences exist between escitalopram and desvenlafaxine, escitalopram and paroxetine, fluoxetine and sertraline, fluoxetine and venlafaxine, fluvoxamine and sertraline, and trazodone and venlafaxine for preventing relapse or recurrence.	Moderate	
Comparative effectiveness; none	NA	NA	NA	NA	NA	No evidence	Insufficient	

Table 7. Strength of evidence for the comparative efficacy and effectiveness of second-generation antidepressants for maintaining response or remission (i.e., preventing relapse or recurrence) of switching medications

Outcome; Number of Studies	Risk of Bias					Results	Strength of Evidence
	Design/ Quality	Consistency	Directness	Precision	Other considerations		
Comparative efficacy; none	NA	NA	NA	NA	NA	No evidence	Insufficient
Comparative effectiveness; none	NA	NA	NA	NA	NA	No evidence	Insufficient

Table 8. Strength of evidence for the comparative efficacy and effectiveness of second-generation antidepressants in managing treatment-resistant depression syndrome or treating recurrent depression

Outcome; Number of Studies	Risk of Bias					Other considerations	Results	Strength of Evidence
	Design/ Quality	Consistency	Directness	Precision				
Comparative efficacy; 4 RCTs	Medium 4 RCTs/fair	Inconsistent	Direct	Imprecise	Not all comparisons are represented		Results from four trials suggest no differences, or only modest differences, between SSRIs and venlafaxine. Numerical trends favored venlafaxine over comparator drugs in three of these trials, but differences were statistically significant in only one trial, which compared venlafaxine with paroxetine.	Low
Comparative effectiveness; 2 RCTs	Medium 1 RCT/good 1 open trial/fair	Inconsistent	Direct	Imprecise ¹	Good-rated trial assigned greater weight in conclusions due to risk of bias in fair-rated open trial; not all comparisons are represented		Results from two effectiveness studies are conflicting. Based on one trial rated good, no significant differences in effectiveness exist among bupropion SR, sertraline, and venlafaxine XR. One effectiveness trial found venlafaxine to be modestly superior to citalopram, fluoxetine, mirtazapine, paroxetine, and sertraline.	Low

¹ data limited to two RCTs which showed differing results: one indicated a significant difference between agents and one showed no difference.

Table 9. Summary of findings with strength of evidence: Key Question 3: Comparative efficacy and effectiveness of second-generation antidepressants for treatment of depression in patients with accompanying symptom clusters

Outcome; Number of Studies	Risk of Bias					Results	Strength of Evidence
	Design/ Quality	Consistency	Directness	Precision	Other considerations		
Anxiety: Comparative efficacy for depression; 7 RCTs	Medium 7 RCTs/ fair	Consistent	Some indirectness ¹	Precise	None	Results from five head-to-head trials suggest that efficacy does not differ substantially for treatment of depression in patients with accompanying anxiety.	Moderate
Anxiety: Comparative effectiveness for depression; none	N/A	N/A	N/A	N/A	N/A	No evidence	Insufficient
Anxiety: Comparative efficacy for anxiety; 13 RCTs	Medium 13 RCTs/ fair	Consistent	Direct	Imprecise ²	None	Results from eight head-to-head trials and three placebo-controlled trials suggest that no substantial differences in efficacy exist among second-generation antidepressants for treatment of accompanying anxiety symptoms	Moderate
Anxiety: Comparative effectiveness for anxiety; none	N/A	N/A	N/A	N/A	N/A	No evidence	Insufficient
Insomnia: Comparative efficacy for depression; 2 RCTs	Medium 2 RCTs/ fair	Consistent	Some indirectness ¹	Precise	None	Results from one head-to-head study are insufficient to draw conclusions about the comparative efficacy for treating depression in patients with coexisting insomnia.	Insufficient
Insomnia: Comparative effectiveness for depression; none	N/A	N/A	N/A	N/A	N/A	No evidence	Insufficient

Outcome; Number of Studies	Risk of Bias					Results	Strength of Evidence
	Design/ Quality	Consistency	Directness	Precision	Other considerations		
Insomnia: Comparative efficacy for insomnia; 7 RCTs	Medium 7 RCTs/ fair	Inconsistent	Some indirectness ¹	Imprecise ²	None	Results from five head-to-head trials suggest that no substantial differences in efficacy exist among second-generation antidepressants for treatment of accompanying insomnia. Results are limited by study design; differences in outcomes are of unknown clinical significance.	Low
Insomnia: Comparative effectiveness for insomnia;	N/A	N/A	N/A	N/A	N/A	No evidence	Insufficient
None							
Low Energy: Comparative efficacy for depression; 1 RCT	Medium 1 RCT/ fair	Consistency unknown (single study)	Indirect ³	Imprecise ³	None	Results from one placebo-controlled trial of bupropion XL is insufficient draw conclusions about treating depression in patients with coexisting low energy. Results from head-to-head trials are not available.	Insufficient
Low Energy: Comparative effectiveness for depression;	N/A	N/A	N/A	N/A	N/A	No evidence	Insufficient
none							
Low Energy: Comparative efficacy for low energy; 1 RCT	Medium 1 RCT/ fair	Consistency unknown (single study)	Indirect ³	Imprecise ³	None	Results from one placebo-controlled trial of bupropion XL are insufficient draw conclusions about treating low energy in depressed patients. Results from head-to-head trials are not available.	Insufficient
Low Energy: Comparative effectiveness for low energy;	N/A	N/A	N/A	N/A	N/A	No evidence	Insufficient
none							

Outcome; Number of Studies	Risk of Bias					Results	Strength of Evidence
	Design/ Quality	Consistency	Directness	Precision	Other considerations		
Melancholia: Comparative efficacy for depression; none	Medium 2 RCTs/ fair	Inconsistent ⁴	Some indirectness ¹	Imprecise ⁴	None	Results from two head-to-head trials are insufficient to draw conclusions about treating depression in patients with coexisting melancholia. Results are inconsistent across studies.	Insufficient
Melancholia: Comparative effectiveness for depression (zero studies)	N/A	N/A	N/A	N/A	N/A	No evidence	Insufficient
Melancholia: Comparative efficacy for melancholia; none	N/A	N/A	N/A	N/A	N/A	No evidence	Insufficient
Melancholia: Comparative effectiveness for melancholia; none	N/A	N/A	N/A	N/A	N/A	No evidence	Insufficient
Pain: Comparative efficacy for depression; 2 RCTs	Medium 2 RCTs/ fair	Inconsistent ⁵	Indirect ⁵	Imprecise ⁵	None	Results from two placebo-controlled trials are conflicting regarding the superiority of duloxetine over placebo. Results from head-to-head trials are not available.	Insufficient
Pain: Comparative effectiveness for depression; none	N/A	N/A	N/A	N/A	N/A	No evidence	Insufficient
Pain: Comparative efficacy for pain; 6 RCTs, 1 SR	Medium 1 SR, 6 RCTs/ fair	Consistent	Some indirectness ¹	Precise	None	Evidence from one systematic review, two head-to-head trials (one poor) and five placebo-controlled trials indicate no difference in efficacy between paroxetine and duloxetine.	Moderate

Outcome; Number of Studies	Risk of Bias					Results	Strength of Evidence
	Design/ Quality	Consistency	Directness	Precision	Other considerations		
Pain: Comparative effectiveness for pain;	N/A	N/A	N/A	N/A	N/A	No evidence	Insufficient
none							
Psychomotor change: Comparative efficacy for depression;	Medium 1 RCT/ fair	Consistency unknown (single study)	Indirect ^o	Imprecise ^o	None	Results from one head-to-head trial is insufficient to draw conclusions about the comparative efficacy for treating depression in patients with coexisting psychomotor change.	Insufficient
None							
Psychomotor change: Comparative effectiveness for depression;	N/A	N/A	N/A	N/A	N/A	No evidence	Insufficient
none							
Psychomotor change: Comparative efficacy for psychomotor change;	N/A	N/A	N/A	N/A	N/A	No evidence	Insufficient
none							
Psychomotor change: Comparative effectiveness for psychomotor change;	N/A	N/A	N/A	N/A	N/A	No evidence	Insufficient
none							

Outcome; Number of Studies	Risk of Bias					Results	Strength of Evidence
	Design/ Quality	Consistency	Directness	Precision	Other considerations		
Somatization: Comparative efficacy for depression; none	N/A	N/A	N/A	N/A	N/A	No evidence	Insufficient
Somatization: Comparative effectiveness for depression; none	N/A	N/A	N/A	N/A	N/A	No evidence	Insufficient
Somatization: Comparative efficacy for somatization; 1 RCT	Medium 1 RCT/ fair	Consistency unknown (single study)	Indirect ⁷	Imprecise ⁷	None	Results from one head-to-head trial are insufficient to draw conclusions about the comparative efficacy for treating somatization in depressed patients. Results indicate similar improvement in somatization.	Insufficient
Somatization: Comparative effectiveness for somatization; 1 RCT	Medium 1 RCT/ fair	Consistency unknown (single study)	Indirect ⁷	Imprecise ⁷	None	Evidence from one open-label head-to-head trial is insufficient to draw conclusions about the comparative efficacy for treating coexisting somatization in depressed patients. Results indicate no difference in effectiveness.	Insufficient

N/A: not applicable; RCT: randomized controlled trial; SR: systematic review

¹ data are not available for all possible comparisons.

² some comparisons showed a statistically significant difference, but the majority did not. Therefore is precision of this result is low.

³ data limited to the results of one placebo-controlled trial.

⁴ data limited to two RCTs which showed differing results: one indicated a significant difference between agents and one showed no difference.

⁵ data limited to two placebo-controlled RCTs which showed conflicting results.

⁶ data limited to one RCT

⁷ data limited to one trial and not all possible comparisons

Table 10. Summary of findings with strength of evidence: Key Question 4a: Comparative risk of harms (safety, adverse events), adherence, and persistence

Outcome; Number of Studies	Risk of Bias					Results	Strength of Evidence
	Design/ Quality	Consistency	Directness	Precision	Other considerations		
General tolerability: Adverse events profiles; 140 Studies	Low 92 RCTs 48 studies of other designs/good or fair	Consistent	Direct	Precise	None	Adverse events profiles of experimental or observational studies are similar among second-generation antidepressants. The incidence of specific adverse events differs across antidepressants	High
General tolerability: Comparative risk of nausea and vomiting; 15 RCTs	Low 15 RCTs/fair	Consistent	Direct	Precise	None	Meta-analysis of 15 studies indicates that venlafaxine has a higher rate of nausea and vomiting than SSRIs as a class (RR 1.52; 1.25 to 1.84).	High
General tolerability: Comparative risk of weight change; 7 RCTs	Medium ¹ 7 RCTs/fair	Consistent	Direct	Precise	None	Results indicate that mirtazapine leads to higher weight gains than citalopram, fluoxetine, paroxetine, and sertraline (range 0.8 to 3.0 kg after 6 to 8 weeks).	High
General tolerability: Comparative risk of gastrointestinal adverse events; 7 RCTs	Medium ¹ 7 RCTs/fair	Consistent	Direct	Precise	None	Results indicate that sertraline has on average an 8% (3 to 11%) higher incidence of diarrhea than bupropion, citalopram, fluoxetine, fluvoxamine, mirtazapine, nefazodone, paroxetine, and venlafaxine. Results from one systematic review confirm some of these findings.	Moderate
General tolerability: Comparative risk of somnolence; 6 RCTs	Medium ¹ 6 RCTs/fair	Consistent	Direct	Precise	None	Results indicate that trazodone has a higher rate of somnolence than bupropion, fluoxetine, mirtazapine, paroxetine, and venlafaxine.	Moderate
General tolerability: Comparative risk of 1 systematic	Low Low 1 systematic	Consistent	Some indirectness ²	Precise	None	A good systematic review indicates that paroxetine and venlafaxine have the highest rates of discontinuation syndrome; fluoxetine has the lowest.	Moderate

Outcome; Number of Studies	Risk of Bias Design/ Quality	Consistency	Directness	Precision	Other considerations	Results	Strength of Evidence
discontinuation syndrome;	review/good						
1 RCT							
General tolerability: Comparative risk of discontinuation of treatment;	Low 3 meta-analyses/good	Consistent	Direct	Precise	None	Meta-analyses of numerous efficacy trials indicate that overall discontinuation rates are similar. Duloxetine and venlafaxine have a higher rate of discontinuations because of adverse events than SSRIs as a class. Venlafaxine has a lower rate of discontinuations because of lack of efficacy than SSRIs as a class.	High
3 MAs							
Severe adverse events: Comparative risk of suicidality (suicidal thoughts and behavior); 16 Studies	High 9 observational studies/fair 2 observational studies/good 4 meta-analyses/good 1 systematic review/fair	Inconsistent	Indirect ³	Imprecise ⁴	Reporting and classification bias likely	Results yield conflicting information about the comparative risk of suicidality.	Insufficient
Severe adverse events: Comparative risk of sexual dysfunction;	Low 7 RCTs/fair	Consistent	Direct	Precise	None	Results indicate that bupropion causes significantly less sexual dysfunction than escitalopram, fluoxetine, paroxetine, and sertraline.	High
7 RCTs							
Severe adverse events: Comparative risk of seizures;	Medium ⁵ 2 open-label trials/fair 1 prospective cohort study/good	Inconsistent	Direct	Imprecise ⁴	None	Results yield conflicting information about the comparative risk of seizures.	Insufficient
3 Studies							
Severe adverse events: Cardiovascular	N/A	N/A	N/A	N/A	N/A	No evidence	Insufficient

Outcome; Number of Studies	Risk of Bias					Other considerations	Results	Strength of Evidence
	Design/ Quality	Consistency	Directness	Precision				
events;								
none								
Severe adverse events: Comparative risk of hyponatremia;	N/A	N/A	N/A	N/A	N/A	No evidence	Insufficient	
none								
Severe adverse events: Comparative risk of hepatotoxicity;	N/A	N/A	N/A	N/A	N/A	No evidence	Insufficient	
none								
Severe adverse events: Comparative risk of serotonin syndrome;	N/A	N/A	N/A	N/A	N/A	No evidence	Insufficient	
none								
Adherence: Comparative adherence in efficacy studies;	Medium ¹ 6 RCTs/fair 2 RCTs/good	Consistent	Direct	Precise	None	Efficacy studies indicate no differences in adherence.	Moderate	
8 RCTs								
Adherence: Comparative adherence in effectiveness studies;	N/A	N/A	N/A	N/A	N/A	No evidence	Insufficient	
none								
Comparative persistence;	N/A	N/A	N/A	N/A	N/A	No evidence	Insufficient	
none								

¹ Considerable attrition in most studies; lack of reporting of allocation concealment

² Only few drugs have been assessed

³ Few direct head-to-head comparisons

⁴ Event rates too low to draw conclusions about the comparative risk

⁵ Lack of blinding; lack of reporting of allocation concealment

Table 11. Summary of findings with strength of evidence: Key Question 4b: Differences in harms, adherence, and persistence between immediate- and extended-release formulations

Outcome; Number of Studies	Risk of Bias					Results	Strength of Evidence
	Design/ Quality	Consistenc y	Directness	Precision	Other considerations		
Major depressive disorder: Comparative risk of harms;	Medium ¹ 3 RCTs/fair	Consistent	Direct	Imprecise ²	None	Findings from one trial each indicate that no differences in harms exist between fluoxetine daily and fluoxetine weekly or between venlafaxine IR and venlafaxine XR.	Moderate
4RCTs	1 RCT/fair					One trial provides evidence that paroxetine IR leads to higher rates of nausea than paroxetine CR.	Low
Major depressive disorder: Comparative adherence;	Medium ¹ 1 RCT/ fair 1 open-label RCT/fair	Consistent	Direct	Imprecise ²	None	One trial provides evidence that fluoxetine weekly has better adherence rates than fluoxetine daily. No differences in adherence could be detected for paroxetine IR and paroxetine CR.	Moderate
2 RCTs							
Major depressive disorder: Comparative persistence;	High ³ Retrospective cohort study/high	Consistent	Direct	Precise	None	Evidence from one observational study indicates that prescription refills are more common with the extended- than the immediate-release formulation of bupropion.	Low
1 cohort study							
Dysthymia;	N/A	N/A	N/A	N/A	N/A	No evidence	Insufficient
none							
Subsyndromal depression;	N/A	N/A	N/A	N/A	N/A	No evidence	Insufficient
none							

¹ Considerable attrition; lack of reporting of allocation concealment

² Confidence intervals encompass differences that would be clinically irrelevant

³ Selection bias likely

Table 12. Summary of findings with strength of evidence: Key Question 5: Subgroups

Outcome; Number of Studies	Risk of Bias					Results	Strength of Evidence
	Design/ Quality	Consistency	Directness	Precision	Other considerations		
Age: Comparative efficacy in MDD; 11 RCTs	Medium 10 RCTs/fair 1 RCT/good	Consistent	Direct	Some imprecision	None	Efficacy does not differ substantially among second-generation antidepressants for treating MDD in patients age 60 years or older.	Moderate
Age: Comparative efficacy in dysthymia or subsyndromal depression; none	N/A	N/A	N/A	N/A	N/A	No evidence	Insufficient
Age: Comparative effectiveness in MDD, dysthymia or sybsyndromal depression; none	N/A	N/A	N/A	N/A	N/A	No evidence	Insufficient
Age: Comparative harms in MDD 7 RCTs	Medium 6 RCTs/fair 1 RCT/good	Some inconsistency	Direct	Imprecise	None	Adverse events may differ somewhat across second-generation antidepressants in older adults.	Low
Age: Comparative harms in dysthymia or sybsyndromal depression; none	N/A	N/A	N/A	N/A	N/A	No evidence	Insufficient
Sex:	N/A	N/A	N/A	N/A	N/A	No evidence	Insufficient

Outcome; Number of Studies	Risk of Bias					Results	Strength of Evidence
	Design/ Quality	Consistency	Directness	Precision	Other considerations		
Comparative efficacy;							
none							
Sex: Comparative effectiveness;	N/A	N/A	N/A	N/A	N/A	No evidence	Insufficient
none							
Sex: Comparative harms ;	Medium 2 RCTs/fair	Consistent	Direct	Precise	None	Two trials suggest differences between men and women in sexual side effects	Low
Race or Ethnicity: Comparative efficacy;	N/A	N/A	N/A	N/A	N/A	No evidence	Insufficient
none							
Race or Ethnicity: Comparative effectiveness;	N/A	N/A	N/A	N/A	N/A	No evidence	Insufficient
none							
Race or Ethnicity: Comparative harms;	N/A	N/A	N/A	N/A	N/A	No evidence	Insufficient
none							
Comorbidities: Comparative efficacy: 1 RCT	Low 1 RCT/fair	Unknown, 1 trial	Direct	Precise	Subgroup analysis of one RCT	Results from a subgroup analysis of one trial indicate significantly greater response with venlafaxine XR than fluoxetine in patients with MDD and comorbid generalized anxiety disorder.	Low
Comorbidities:	N/A	N/A	N/A	N/A	N/A	No evidence	Insufficient

Outcome; Number of Studies	Risk of Bias					Results	Strength of Evidence
	Design/ Quality	Consistency	Directness	Precision	Other considerations		
Comparative effectiveness;							
none							
Comorbidities: Comparative harms;	N/A	N/A	N/A	N/A	N/A	No evidence	Insufficient
none							

Appendix H. Review and Abstraction Forms

Previewing Only: You cannot submit data from this form



Previewing at Level 1

Refid: 1, M. C. Harlow, C. M. Davidson and J. A. Bourgeois, Psychogenic tremor in a patient with a major depressive episode, *S D Med*, 62(6), 2009, p.233, 235

State: Excluded, Level: 1

Abstract Review

Keywords:

Adult

Increase Font Size

Decrease Font Size

Abstract:

Psychogenic tremor is a variant of psychogenic movement disorder. Psychogenic tremor often starts in an abrupt manner and affects voluntary motor function, rapidly reaching maximum impairment for the patient. Patients often present with comorbid psychiatric disorders, including depression, anxiety and personality disorders. Overall prognosis is poor, with 80 to 90 percent of patients symptomatic after one year. The authors present the case of a 33-year-old woman who experienced an acute episode of psychogenic tremor. They review the literature on psychiatric and neurologic manifestations of psychogenic tremor, consider diagnostic and treatment implications and discuss overall prognosis of recovery for patients afflicted with psychogenic tremor.

Increase Font Size

Decrease Font Size

Save to finish later

Submit Data

1. Original research (no review articles, editorials, letters to the editor) published in English after 1980?

- Yes
 No
 Cannot determine

Clear Selection

2. Use for background ? (If Yes, check)

- Yes

Clear Selection

3. Study was conducted in adult patients with MDD, dysthymia, or subsyndromal depressive disorders and compares at least 2 of the following pharmaceutical interventions, OR compares an immediate release with an extended release formulation of the SAME drug

- Bupropion
 Citalopram
 Desvenlafaxine
 Duloxetine
 Escitalopram
 Fluoxetine
 Fluvoxamine
 Mirtazapine
 Nefazadone
 Paroxetine
 Sertraline
 Trazadone
 Venlafaxine
 Placebo or Augmentation drug
 Comparison is not of interest or there is not one!
 Cannot determine

4. Addresses one or more of the following key questions:

1a. For adults with MDD, dysthymia, or subsyndromal depressive disorders, do commonly used medications for depression differ in efficacy or effectiveness in treating depressive symptoms?

1b. If a patient has responded to one agent in the past, is that agent better than current alternatives at treating depressive symptoms?

1c. Are there any differences in efficacy or effectiveness between immediate release and extended release formulations of second-generation antidepressants?

2a. For adults with a depressive syndrome, do antidepressants differ in their efficacy or effectiveness for maintaining response or remission (i.e., preventing relapse or recurrence)?

2b. For adults receiving antidepressant treatment for a depressive syndrome that either has not responded (acute phase) or has relapsed (continuation phase) or recurred (maintenance phase), do alternative antidepressants differ in their efficacy or effectiveness?

2c. If a person has responded or remitted to a second-generation antidepressant, can the response or remission be maintained if this person is switched to another second-generation antidepressant?

3a. Do medications or combinations of medications (including tricyclics in combination) used to treat depression differ in their efficacy or effectiveness for treating accompanying symptoms, such as anxiety, insomnia, and neurovegetative symptoms?

3b. Do medications differ in their efficacy and effectiveness in treating the depressive episode?

3c. Do medications differ in their efficacy and effectiveness in treating the accompanying symptoms?





4a. For adults with a depressive syndrome, do commonly used antidepressants differ in safety, adverse events, or adherence? Adverse effects of interest include but are not limited to nausea, diarrhea, headache, tremor, daytime sedation, decreased libido, failure to achieve orgasm, nervousness, insomnia, and more severe events including suicide.

4b. Are there any differences in safety, adverse events, or adherence between immediate release and extended release formulations of second-generation antidepressants?

5. How do the efficacy, effectiveness, or harms of treatment with antidepressants for a depressive syndrome differ for the following subpopulations:

- elderly or very elderly patients (i.e. populations with a mean age of 60 or older);
- other demographic groups (defined by age, ethnic or racial groups, and sex);
- patients with medical comorbidities (in general, all populations where we can assume that the existence of a primary disease might be the reason for the depressive episode and might influence the response to the treatment; e.g. cancer patients, patients with HIV, stroke patients, etc.)?

check all that apply:

- KQ1 
- KQ2 
- KQ3 
- KQ4 
- KQ5 
- Cannot determine by the title or abstract
- None of the above

5. Study duration

- RCT 6 weeks or longer
- RCT shorter than 6 weeks
- Observational study 3 months or longer
- Observational studies shorter than 3 months
- None of the above
- Cannot determine

[Clear Selection](#)

6. Study design is one of the following:

- RCT
- Meta-analysis
- Observational Study (n<100)
- Observational Study (n>100)
- Case series
- Case report
- None of the above
- Cannot determine

Form took 0.3554688 seconds to render
Form Creation Date: Not available
Form Last Modified: Oct 12 2009 4:18PM

Previewing Only: You cannot submit data from this form



Previewing at Level 3

Refid: 1, M. C. Harlow, C. M. Davidson and J. A. Bourgeois, Psychogenic tremor in a patient with a major depressive episode, *S D Med*, 62(6), 2009, p.233, 235
State: Excluded, Level: 1

Full Abstraction

1. First abstraction completed by:

Enlarge Shrink

2. Second abstraction completed by:

Enlarge Shrink

3. Author, Year

Enlarge Shrink

4. Country and setting:

- If more than two countries are included, call it multinational.
- Settings include: primary care, hospitals, university clinics, doctors offices, nursing homes, multicenter, etc.

Enlarge Shrink

5. Source of funding:









- Pharmaceutical company or other commercial source (please list name):
- Government or non-profit organization (please list name):
- Not reported

6. Research objective (please be concise):

Enlarge Shrink

7. Please check off ALL drugs studied and record the daily doses as well as the range (e.g., low, medium, high):

- | | | |
|--|----------------------|--|
| <input type="checkbox"/> Bupropion (100-450 mg 3 x daily): | <input type="text"/> | |
| <input type="checkbox"/> Bupropion (SR 150-400 mg 2 x daily): | <input type="text"/> | |
| <input type="checkbox"/> Bupropion XL (150-450 mg 1 x daily): | <input type="text"/> | |
| <input type="checkbox"/> Citalopram (20-60 mg 1 x daily): | <input type="text"/> | |
| <input type="checkbox"/> Desvenlafaxine (50 mg 1 x daily): | <input type="text"/> | |
| <input type="checkbox"/> Duloxetine (40-60 mg 1-2 x daily): | <input type="text"/> | |
| <input type="checkbox"/> Escitalopram (10-20 mg 1 x daily): | <input type="text"/> | |
| <input type="checkbox"/> Fluoxetine (10-80 mg 1-2 x daily): | <input type="text"/> | |
| <input type="checkbox"/> Fluoxetine (90 mg 1 x weekly): | <input type="text"/> | |
| <input type="checkbox"/> Fluoxetine (20 mg 1 x daily): | <input type="text"/> | |
| <input type="checkbox"/> Fluvoxamine (25, 50, 100 mg 1-2 x daily): | <input type="text"/> | |
| <input type="checkbox"/> Fluvoxamine extended release (100, 150 mg 1 x daily): | <input type="text"/> | |
| <input type="checkbox"/> Mirtazapine (15-45 mg 1 x daily): | <input type="text"/> | |
| <input type="checkbox"/> Mirtazapine orally disintegrating (15-45 mg 1 x daily): | <input type="text"/> | |

- Nefazodone (200-600 mg 2 x daily):
- Paroxetine (10-60 mg 1 x daily): 
- Paroxetine (CR 12.5-75 mg 1 x daily): 
- Sertraline (25-200 mg 1 x daily): 
- Trazodone (150-400 mg 3 x daily): 
- Venlafaxine (75-375 mg 2-3 x daily): 
- Venlafaxine XR (75-225 mg 1 x daily): 
- Placebo: 
- Other (augmentation): 

8. Fixed dose (same dose throughout) trial?

- Yes
- No

Clear Selection

9. Flexible dose (adjusted by clinician) trial?

- Yes
- No

Clear Selection

10. Are the dosages equivalent across treatment groups?

- Yes
- No

Clear Selection

11. Study design:

- Randomized Controlled Trial (RCT)
- Observational

Clear Selection

12. Overall study n =


Enlarge Shrink

13. Study duration is:

- less than 24 weeks 
- 24 weeks or longer 

Clear Selection

14. Type of depression (Check all that apply):

- Acute
- Chronic
- Recurrent
- Severe
- Double Depression
- Subsyndromal depressive disorder
- Major depressive disorder
- Dysthymia
- Minor depression
- Other- please explain 

15. Inclusion criteria (record what was used in the studies; check off all that apply and list additional criteria)

- Adults (age range):
- Diagnosed with MDD according to DSM III or IV:
- HAM-D:
- MADRS:
- CGIS:
- Concomitant condition (e.g., alcoholism, anxiety, stroke):
- Dysthymia:
- Other:

16. Exclusion criteria (as reported in studies)

- Pregnant:
- Lactating:
- Concomitant psychotherapeutic or psychotropic medications:
- Additional mental illnesses or organic mental disorder not related to depression (e.g., schizophrenia, bipolar):
- Illicit drug and alcohol abuse:
- Clinically significant medical disease:
- Investigational drug use within the last:
- ECT within the last:
- Suicidal tendencies (acute or other):
- Other:

17. Should the article be excluded for any of the following reasons?

- Study reported only in abstract (full text is not available)
- Background article
- Wrong outcome (e.g., no pharmacokinetic or other intermediate outcomes)
- Wrong drug
- Wrong population (e.g., no pediatric or perinatal studies)
- Wrong publication type (e.g. letter or editorial)
- Wrong design (e.g., uncontrolled study- no comparison arm)
- Too short of a duration (RCT < 6 weeks, Observational <12 weeks)
- Other? (Please explain!)
- None of the above- should be included!

18. Comments:

[Enlarge](#) [Shrink](#)

Population characteristics

19. Groups similar at baseline? (Reviewer's opinion)

- Yes
- No- what are differences
- Not reported
- Not applicable

Clear Selection

Drug 1

Drug 2

Drug 3

Drug 4

Drug 5

20. n=

21. Intervention

22. Mean age (years):

23. Sex (% female):

24. Race (% white)

25. Baseline HAM-A

26. Insomnia (%):

27. Concomitant anergia (%):

28. Experienced prior depressive episodes (%):

29. Comments:

30. Participants are:

- Outpatients
- Inpatients
- Both

[Clear Selection](#)

31. At baseline, is the study population characterized by concomitant moderate to severe anxiety (mean HAM-A > 25) ?

- Yes
- No
- Not reported or not applicable

[Clear Selection](#)

32. Is the mean age of the study population, at baseline:

- Less than 65 years
- Equal to or greater than 65 years

[Clear Selection](#)

33. At baseline, was the mean HAM-D score of the study population:

- 10 - 17 (mild to moderate)
- Greater than 17 (moderate to severe)
- Not reported

[Clear Selection](#)

OUTCOME ASSESSMENTS:

34. Outcome Measures:



- HAM-D
- MADRS
- CGI-S or CGI-I
- Quality of life scales (please name scales)
- Others? Please list:

Health Outcome Results:

- Include *all* the health outcomes such as HAM-D, QOL, CGI, rates of response and remission.
- Include effect size as percentages (%), 95% confidence interval, risk ratios, odds ratios, NNT and Ps.

35.

ITT Analysis

- Yes
- No another type of analysis was used (define) 
- Not applicable (why not?) 

Clear Selection

ATTRITION

36. Overall rate of attrition (%):

Enlarge Shrink

	Drug 1	Drug 2	Drug 3	Drug 4
37. Intervention	<input type="text"/> 	<input type="text"/> 	<input type="text"/> 	<input type="text"/>
38. Attrition rate (%)	<input type="text"/> 	<input type="text"/> 	<input type="text"/> 	<input type="text"/>
39. Withdrawals due to adverse events (%)	<input type="text"/> 	<input type="text"/> 	<input type="text"/> 	<input type="text"/>
40. Attrition due to lack of efficacy (%)	<input type="text"/> 	<input type="text"/> 	<input type="text"/> 	<input type="text"/>

41. Additional comments:

Enlarge Shrink

RESULTS:

42. HAM-D:

- Yes
- No

Clear Selection

	Drug 1	Drug 2	Drug 3	Drug 4
43. Intervention	<input type="text"/> 	<input type="text"/> 	<input type="text"/> 	<input type="text"/> 
44. n at baseline:	<input type="text"/> 	<input type="text"/> 	<input type="text"/> 	<input type="text"/> 
45. # of responders:	<input type="text"/> 	<input type="text"/> 	<input type="text"/> 	<input type="text"/> 
46. # of remitters:	<input type="text"/> 	<input type="text"/> 	<input type="text"/> 	<input type="text"/> 
47. Mean score at baseline (SD):	<input type="text"/> 	<input type="text"/> 	<input type="text"/> 	<input type="text"/> 
48. Mean score at endpoint (SD):	<input type="text"/> 	<input type="text"/> 	<input type="text"/> 	<input type="text"/> 
49. Mean score change (SD):	<input type="text"/> 	<input type="text"/> 	<input type="text"/> 	<input type="text"/> 

50. Comments?

Enlarge Shrink

51. MADRS:

- Yes

No

Clear Selection

	Drug 1	Drug 2	Drug 3	Drug 4
52. Intervention	<input type="text"/>	<input type="text"/>	<input type="text"/>	<input type="text"/>
53. n at baseline:	<input type="text"/>	<input type="text"/>	<input type="text"/>	<input type="text"/>
54. # of responders:	<input type="text"/>	<input type="text"/>	<input type="text"/>	<input type="text"/>
55. # of remitters:	<input type="text"/>	<input type="text"/>	<input type="text"/>	<input type="text"/>
56. Mean score at baseline (SD):	<input type="text"/>	<input type="text"/>	<input type="text"/>	<input type="text"/>
57. Mean score at endpoint (SD):	<input type="text"/>	<input type="text"/>	<input type="text"/>	<input type="text"/>
58. Mean score change (SD):	<input type="text"/>	<input type="text"/>	<input type="text"/>	<input type="text"/>

59. Comments?

Enlarge Shrink

60. **CGI-S:**

Yes

No

Clear Selection

	Drug 1	Drug 2	Drug 3	Drug 4
61. Intervention:	<input type="text"/>	<input type="text"/>	<input type="text"/>	<input type="text"/>
62. n at baseline:	<input type="text"/>	<input type="text"/>	<input type="text"/>	<input type="text"/>
63. Mean score at baseline (SD):	<input type="text"/>	<input type="text"/>	<input type="text"/>	<input type="text"/>
64. Mean score at endpoint (SD):	<input type="text"/>	<input type="text"/>	<input type="text"/>	<input type="text"/>
65. Mean score change (SD):	<input type="text"/>	<input type="text"/>	<input type="text"/>	<input type="text"/>

66. Comments?

Enlarge Shrink

67. **CGI-H**

Yes

No

Clear Selection

	Drug 1	Drug 2	Drug 3	Drug 4
68. Intervention	<input type="text"/>	<input type="text"/>	<input type="text"/>	<input type="text"/>
69. n at baseline:	<input type="text"/>	<input type="text"/>	<input type="text"/>	<input type="text"/>
70. Mean score at endpoint (SD):	<input type="text"/>	<input type="text"/>	<input type="text"/>	<input type="text"/>
71. Number of patients achieving a score of "1" or "2" at endpoint:	<input type="text"/>	<input type="text"/>	<input type="text"/>	<input type="text"/>

72. Comments?

Enlarge Shrink

73. **CGI:**

Yes

No

Clear Selection

	Drug 1	Drug 2	Drug 3	Drug 4
74. Intervention	<input type="text"/>	<input type="text"/>	<input type="text"/>	<input type="text"/>
75. n at baseline:	<input type="text"/>	<input type="text"/>	<input type="text"/>	<input type="text"/>
76. Mean score at baseline (SD):	<input type="text"/>	<input type="text"/>	<input type="text"/>	<input type="text"/>
77. Mean score at endpoint (SD):	<input type="text"/>	<input type="text"/>	<input type="text"/>	<input type="text"/>
78. Mean score change (SD):	<input type="text"/>	<input type="text"/>	<input type="text"/>	<input type="text"/>
79. Comments?	<input type="text"/>			

Enlarge Shrink

80. **QOL scale:**

Yes

No

Clear Selection

81. Which scale was used?

Enlarge Shrink

	Drug 1	Drug 2	Drug 3	Drug 4
82. Intervention	<input type="text"/>	<input type="text"/>	<input type="text"/>	<input type="text"/>
83. n at baseline:	<input type="text"/>	<input type="text"/>	<input type="text"/>	<input type="text"/>
84. Mean score at baseline (SD):	<input type="text"/>	<input type="text"/>	<input type="text"/>	<input type="text"/>
85. Mean score at endpoint (SD):	<input type="text"/>	<input type="text"/>	<input type="text"/>	<input type="text"/>
86. Mean score change (SD):	<input type="text"/>	<input type="text"/>	<input type="text"/>	<input type="text"/>
87. Comments?	<input type="text"/>			

Enlarge Shrink

88. **Another QOL scale:**

Yes

No

Clear Selection

89. Which scale was used?

Enlarge Shrink

	Drug 1	Drug 2	Drug 3	Drug 4
90. Intervention	<input type="text"/>	<input type="text"/>	<input type="text"/>	<input type="text"/>
91. n at baseline:	<input type="text"/>	<input type="text"/>	<input type="text"/>	<input type="text"/>
92. Mean score at baseline (SD):	<input type="text"/>	<input type="text"/>	<input type="text"/>	<input type="text"/>
93. Mean score at endpoint (SD):	<input type="text"/>	<input type="text"/>	<input type="text"/>	<input type="text"/>
94. Mean score change (SD):	<input type="text"/>	<input type="text"/>	<input type="text"/>	<input type="text"/>
95. Comments?	<input type="text"/>			

Enlarge Shrink

96. Is adherence reported?

- Adherence
- Not reported

Clear Selection

97. Please provide the rate of adherence or compliance that is given in the article and any differences between treatment groups?

Enlarge Shrink

98. Additional Results:

Enlarge Shrink

Adverse Events for drugs (%)

	Drug 1	Drug 2	Drug 3	Drug 4
99. Intervention	<input type="text"/>	<input type="text"/>	<input type="text"/>	<input type="text"/>
100. Overall adverse events reported (%):	<input type="text"/>	<input type="text"/>	<input type="text"/>	<input type="text"/>
101. Cardiovascular adverse events (%):	<input type="text"/>	<input type="text"/>	<input type="text"/>	<input type="text"/>
102. Changes in weight - weight gain (%):	<input type="text"/>	<input type="text"/>	<input type="text"/>	<input type="text"/>
103. Changes in weight - weight loss (%):	<input type="text"/>	<input type="text"/>	<input type="text"/>	<input type="text"/>
104. Constipation (%):	<input type="text"/>	<input type="text"/>	<input type="text"/>	<input type="text"/>
105. Diarrhea (%):	<input type="text"/>	<input type="text"/>	<input type="text"/>	<input type="text"/>
106. Dizziness (%):	<input type="text"/>	<input type="text"/>	<input type="text"/>	<input type="text"/>
107. Headache (%):	<input type="text"/>	<input type="text"/>	<input type="text"/>	<input type="text"/>
108. Hepatotoxicity (%):	<input type="text"/>	<input type="text"/>	<input type="text"/>	<input type="text"/>
109. Insomnia (%):	<input type="text"/>	<input type="text"/>	<input type="text"/>	<input type="text"/>
110. Nausea (%):	<input type="text"/>	<input type="text"/>	<input type="text"/>	<input type="text"/>
111. Vomiting (%):	<input type="text"/>	<input type="text"/>	<input type="text"/>	<input type="text"/>
112. Sexual dysfunction (%):	<input type="text"/>	<input type="text"/>	<input type="text"/>	<input type="text"/>
113. Somnolence (fatigue) (%):	<input type="text"/>	<input type="text"/>	<input type="text"/>	<input type="text"/>
114. Suicidality (%):	<input type="text"/>	<input type="text"/>	<input type="text"/>	<input type="text"/>
115. Sweating-increased (%):	<input type="text"/>	<input type="text"/>	<input type="text"/>	<input type="text"/>

116. Additional comments

Enlarge Shrink

117. Methods of adverse effects assessment

- Patient reported
- Physical exam at study visits
- Lab evaluations
- Standardized scale (e.g., WHO, UKU-SES)
- Other (please specify)
- Not applicable
- Not applicable

118. Adverse events are pre-specified and defined?

[Clear Selection](#)

119. Serious adverse events:

- Death
- Life threatening (e.g., pacemaker failure; gastrointestinal hemorrhage; bone marrow suppression; infusion pump failure which permits uncontrolled free flow)
- Hospitalization (initial or prolonged) (e.g., anaphylaxis; pseudomembranous colitis; or bleeding causing or prolonging hospitalization)
- Disability (e.g., cerebrovascular accident due to drug-induced hypercoagulability; toxicity; peripheral neuropathy)
- Congenital Anomaly (e.g., vaginal cancer in female offspring from diethylstilbestrol during pregnancy; malformation in the offspring caused by thalidomide)
- Requires Intervention to Prevent Permanent Impairment or Damage (e.g., acetaminophen overdose-induced hepatotoxicity requiring treatment with acetylc

120. Techniques for detecting adverse events are non-biased and adequately described?

- Yes
- No
- Not applicable

[Clear Selection](#)

Quality Assessment of RCTs:

121. Randomization adequate?

- Yes
- No
- Not randomized
- Method not reported

[Clear Selection](#)

122. Allocation concealment adequate?

- Yes
- No
- Not randomized
- Method not reported

[Clear Selection](#)

123. Groups similar at baseline?

- Yes
- No

[Clear Selection](#)

124. Outcome assessors masked?

- Yes
- No
- Yes, but method not described
- Not reported

[Clear Selection](#)

125. Care provider masked?

- Yes
- No
- Yes, but method not described
- Not reported

[Clear Selection](#)

126. Patient masked?

- Yes
- No
- Yes, but method not described
- Not reported

[Clear Selection](#)

127. Overall attrition high ($\geq 20\%$)?

- Yes (please state how high) 
- No

[Clear Selection](#)

128. Differential attrition high ($\geq 15\%$)?

- Yes (please state difference) 
- No

[Clear Selection](#)

129. Was the statistical analysis based on intention-to-treat (ITT)?

- Yes
- No
- Cannot tell

[Clear Selection](#)

130. Were there any post-randomization exclusions?

- Yes (how many?) 
- No
- Cannot tell

[Clear Selection](#)

131. Are primary outcomes assessed using valid and reliable measures, implemented consistently across all study participants?

- Yes
- No
- Not applicable

[Clear Selection](#)

132. Quality rating of RCT

- Good 
- Fair 
- Poor 

Quality Assessment of Observational Studies:

133. Were both groups selected from the same source population?

- Yes
- No
- Yes, but method not described
- Not reported

[Clear Selection](#)

134. Did both groups have the same risk of having the outcome of interest at baseline?

- Yes
- No
- Not reported
- Not applicable

[Clear Selection](#)

135. Were subjects in both groups recruited over the same time period?

- Yes
- No
- Yes, but method not described
- Not reported
- Not applicable

Clear Selection

136. Were measurement methods adequate and equally applied to both groups?

- Yes
- No
- Not reported
- Not applicable

Clear Selection

137. Does the analysis control for baseline differences?

- Yes
- No
- Not applicable

Clear Selection

138. Were important potential confounding and modifying variables taken into account in the design and analysis (e.g., through matching, stratification, or statis

- Yes
- No
- Not applicable

Clear Selection

139. Were the statistical methods used to assess the abstracted outcomes appropriate?

- Yes
- No
- Not applicable

Clear Selection

140. Was an attempt made to blind the outcome assessors?

- Yes
- No
- Yes, but method not described
- Not reported
- Not applicable


Clear Selection

141. Was the time of follow-up equal in both groups?

- Yes
- No
- Not reported
- Not applicable

Clear Selection

142. Overall attrition high ($\geq 20\%$)?

- Yes (please state how high) 
- No

Clear Selection

143. Differential attrition high ($\geq 15\%$)?



- Yes (please state the difference)
- No
- Not applicable

[Clear Selection](#)

144. Have primary outcomes been pre-defined and assessed using valid and reliable measures, implemented consistently across all study participants?

- Yes
- No
- Not applicable

[Clear Selection](#)

145. Quality rating for observational study:

- Good 
- Fair 
- Poor 

[Clear Selection](#)

Form took 1.46875 seconds to render
Form Creation Date: Not available
Form Last Modified: Jan 4 2010 2:01PM

Previewing Only: You cannot submit data from this form



Previewing at Level 2

Reviewer Comments ([Add a Comment](#))

Refid: 1, M. C. Harlow, C. M. Davidson and J. A. Bourgeois, Psychogenic tremor in a patient with a major depressive episode, *S D Med*, 62(6), 2009, p.233, 235

State: Excluded, Level: 1

Full Text Review

1. Should the article be excluded for any of the following reasons?

- Study only reported in abstract form (e.g., full text is not available)
- Background article
- Wrong outcome (e.g., no pharmacokinetic or other intermediate outcomes)
- Wrong drug
- Wrong population (e.g., pediatric or perinatal studies)
- Wrong publication type (e.g., letter or editorial)
- Wrong design (e.g., uncontrolled study - no comparison arm)
- Too short of a duration (e.g., RCT < 6 weeks, Observational < 12 weeks)
- Other? (Please explain!)
- None of the above - should be included!

2. Which of the following outcomes are presented in the article?

- KQ1: Efficacy or effectiveness measures in H-H and placebo controlled studies or meta-analyses
- KQ2 a: Rates of maintenance of response/remission or recurrence of depression in any type of prospective controlled study or meta-analysis
- KQ2 b: Efficacy or effectiveness in patients who have relapsed or who have not responded with initial AD treatment in any type of prospective controlled study or meta-analysis
- KQ3: Efficacy or effectiveness measures of single or combination treatments in depressed patients with accompanying symptoms in H-H and placebo controlled studies or meta-analyses
- KQ4: Safety, adverse events and adherence measures in any type of study (but no case reports)
- KQ5: Sub-population evaluations of efficacy, effectiveness, safety and adverse events in head to head and placebo controlled studies
- None of the above

3. What is the sample size?

- RCT n < 40
- RCT n >= 40
- Controlled observational study for KQ2 n < 100
- Controlled observational study for KQ2 n >= 100
- Any observational study for KQ4 (adverse events) n < 1000
- Any observational study for KQ4 (adverse events) n >= 1000
- Meta-analysis
- Not applicable (Why not?)

[Clear Selection](#)

4. Type of abstraction:

- Full Abstraction
- Abbreviated abstraction for use in our meta-analysis
- Abstraction of meta-analysis or systematic review

[Clear Selection](#)

5. Reviewer Initials:

Previewing Only: You cannot submit data from this form



Previewing at Level 4

Refid: 1, M. C. Harlow, C. M. Davidson and J. A. Bourgeois, Psychogenic tremor in a patient with a major depressive episode, *S D Med*, 62(6), 2009, p.233, 235
State: Excluded, Level: 1

Abbreviated Abstractin

1. First abstraction completed by:

[Enlarge](#) [Shrink](#)

2. Second abstraction completed by:

[Enlarge](#) [Shrink](#)

3. Author, Year

[Enlarge](#) [Shrink](#)

4. Country and setting:

[Enlarge](#) [Shrink](#)

5. Please check off the drug(s) studied and put the daily doses used in the adjacent box:

- Bupropion
- Citalopram
- Desvenlafaxine
- Duloxetine
- Escitalopram
- Fluoxetine
- Fluvoxamine
- Mirtazapine
- Nefazodone
- Paroxetine
- Sertraline
- Trazodone
- Venlafaxine
- Placebo
- Other

6. Source of funding:

- Pharmaceutical company or other commercial source- please list name.
- Government or non-profit organization- please list name.
- Not reported

7. Research objective (please be concise):

[Enlarge](#) [Shrink](#)

8. Type of depression (check all that apply):

- Acute
- Chronic
- Recurrent
- Severe
- Double depression
- Subsyndromal depressive disorder
- Major depressive disorder
- Dysthymia
- Minor depression
- Other - please explain

9. Study design:

- RCT
- Observational
- Other
-

[Clear Selection](#)

10. n =

[Enlarge](#) [Shrink](#)

Dose levels - include only the active drug, not the placebo!

	Drug 1	Drug 2	Drug 3	Drug 4	Drug 5
11. Intervention	<input type="text"/>	<input type="text"/>	<input type="text"/>	<input type="text"/>	<input type="text"/>
12. Low	<input type="checkbox"/>	<input type="checkbox"/>	<input type="checkbox"/>	<input type="checkbox"/>	<input type="checkbox"/>
13. Medium	<input type="checkbox"/>	<input type="checkbox"/>	<input type="checkbox"/>	<input type="checkbox"/>	<input type="checkbox"/>
14. High	<input type="checkbox"/>	<input type="checkbox"/>	<input type="checkbox"/>	<input type="checkbox"/>	<input type="checkbox"/>

15. Study duration is:

- less than 24 weeks
- 24 weeks or longer

[Clear Selection](#)

16. **Participants are:**

- Outpatients
- Inpatients
- Both

[Clear Selection](#)

17. **At baseline, is the study population characterized by concomitant moderate to severe anxiety (mean HAM-A > 25)?**

- Yes - please record baseline values
- No - please record baseline values if available
- Not reported or not applicable

[Clear Selection](#)

18. **At baseline, is the mean age of the study population:**

- Less than 65 years
- Equal to or greater than 65 years
- Overall mean age:

- 10 - 17 (mild to moderate)
- Greater than 17 (moderate to severe)
- Not reported

Clear Selection

RESULTS:

Please include active and placebo arms!

20. HAM-D:

- Yes
- No

Clear Selection

	Drug 1	Drug 2	Drug 3	Drug 4	Drug 5
21. Intervention	<input type="text"/>	<input type="text"/>	<input type="text"/>	<input type="text"/>	<input type="text"/>
22. n at baseline:	<input type="text"/>	<input type="text"/>	<input type="text"/>	<input type="text"/>	<input type="text"/>
23. # of responders:	<input type="text"/>	<input type="text"/>	<input type="text"/>	<input type="text"/>	<input type="text"/>
24. # of remitters:	<input type="text"/>	<input type="text"/>	<input type="text"/>	<input type="text"/>	<input type="text"/>
25. Mean score at baseline (SD):	<input type="text"/>	<input type="text"/>	<input type="text"/>	<input type="text"/>	<input type="text"/>
26. Mean score at endpoint (SD):	<input type="text"/>	<input type="text"/>	<input type="text"/>	<input type="text"/>	<input type="text"/>
27. Mean score change (SD):	<input type="text"/>	<input type="text"/>	<input type="text"/>	<input type="text"/>	<input type="text"/>
28. Comments?	<input type="text"/>				

Enlarge Shrink

29. MADRS:

- Yes
- No

Clear Selection

	Drug 1	Drug 2	Drug 3	Drug 4	Drug 5
30. Intervention	<input type="text"/>	<input type="text"/>	<input type="text"/>	<input type="text"/>	<input type="text"/>
31. n at baseline:	<input type="text"/>	<input type="text"/>	<input type="text"/>	<input type="text"/>	<input type="text"/>
32. # of responders:	<input type="text"/>	<input type="text"/>	<input type="text"/>	<input type="text"/>	<input type="text"/>
33. # of remitters:	<input type="text"/>	<input type="text"/>	<input type="text"/>	<input type="text"/>	<input type="text"/>
34. Mean score at baseline (SD):	<input type="text"/>	<input type="text"/>	<input type="text"/>	<input type="text"/>	<input type="text"/>
35. Mean score at endpoint (SD):	<input type="text"/>	<input type="text"/>	<input type="text"/>	<input type="text"/>	<input type="text"/>
36. Mean score change (SD):	<input type="text"/>	<input type="text"/>	<input type="text"/>	<input type="text"/>	<input type="text"/>
37. Comments?	<input type="text"/>				

Enlarge Shrink

38. **CGI-S:**

- Yes
- No

Clear Selection

	Drug 1	Drug 2	Drug 3	Drug 4	Dru
39. Intervention:	<input type="text"/>	<input type="text"/>	<input type="text"/>	<input type="text"/>	<input type="text"/>
40. n at baseline:	<input type="text"/>	<input type="text"/>	<input type="text"/>	<input type="text"/>	<input type="text"/>
41. Mean score at baseline (SD):	<input type="text"/>	<input type="text"/>	<input type="text"/>	<input type="text"/>	<input type="text"/>
42. Mean score at endpoint (SD):	<input type="text"/>	<input type="text"/>	<input type="text"/>	<input type="text"/>	<input type="text"/>
43. Mean score change (SD):	<input type="text"/>	<input type="text"/>	<input type="text"/>	<input type="text"/>	<input type="text"/>

44. Comments?

Enlarge Shrink

45. **CGI-I**

- Yes
- No

Clear Selection

	Drug 1	Drug 2	Drug 3	Drug 4	Dru
46. Intervention:	<input type="text"/>	<input type="text"/>	<input type="text"/>	<input type="text"/>	<input type="text"/>
47. n at baseline:	<input type="text"/>	<input type="text"/>	<input type="text"/>	<input type="text"/>	<input type="text"/>
48. Mean score at endpoint (SD):	<input type="text"/>	<input type="text"/>	<input type="text"/>	<input type="text"/>	<input type="text"/>

49. Comments?

Enlarge Shrink

50. **CGI:**

- Yes
- No

Clear Selection

	Drug 1	Drug 2	Drug 3	Drug 4	Dru
51. Intervention:	<input type="text"/>	<input type="text"/>	<input type="text"/>	<input type="text"/>	<input type="text"/>
52. n at baseline:	<input type="text"/>	<input type="text"/>	<input type="text"/>	<input type="text"/>	<input type="text"/>
53. Mean score at baseline (SD):	<input type="text"/>	<input type="text"/>	<input type="text"/>	<input type="text"/>	<input type="text"/>
54. Mean score at endpoint (SD):	<input type="text"/>	<input type="text"/>	<input type="text"/>	<input type="text"/>	<input type="text"/>
55. Mean score change (SD):	<input type="text"/>	<input type="text"/>	<input type="text"/>	<input type="text"/>	<input type="text"/>

56. Comments?

Enlarge Shrink

57. QOL scale:

- Yes
- No

Clear Selection

58. Which scale was used?

Enlarge Shrink

	Drug 1	Drug 2	Drug 3	Drug 4	Dru
59. Intervention	<input type="text"/>	<input type="text"/>	<input type="text"/>	<input type="text"/>	<input type="text"/>
60. n at baseline:	<input type="text"/>	<input type="text"/>	<input type="text"/>	<input type="text"/>	<input type="text"/>
61. Mean score at baseline (SD):	<input type="text"/>	<input type="text"/>	<input type="text"/>	<input type="text"/>	<input type="text"/>
62. Mean score at endpoint (SD):	<input type="text"/>	<input type="text"/>	<input type="text"/>	<input type="text"/>	<input type="text"/>
63. Mean score change (SD):	<input type="text"/>	<input type="text"/>	<input type="text"/>	<input type="text"/>	<input type="text"/>
64. Comments?	<input type="text"/>				

Enlarge Shrink

65. QOL scale:

- Yes
- No

Clear Selection

66. Which scale was used?

Enlarge Shrink

	Drug 1	Drug 2	Drug 3	Drug 4	Dru
67. Intervention	<input type="text"/>	<input type="text"/>	<input type="text"/>	<input type="text"/>	<input type="text"/>
68. n at baseline:	<input type="text"/>	<input type="text"/>	<input type="text"/>	<input type="text"/>	<input type="text"/>
69. Mean score at baseline (SD):	<input type="text"/>	<input type="text"/>	<input type="text"/>	<input type="text"/>	<input type="text"/>
70. Mean score at endpoint (SD):	<input type="text"/>	<input type="text"/>	<input type="text"/>	<input type="text"/>	<input type="text"/>
71. Mean score change (SD):	<input type="text"/>	<input type="text"/>	<input type="text"/>	<input type="text"/>	<input type="text"/>
72. Comments?	<input type="text"/>				

Enlarge Shrink

73. Is adherence or compliance reported?

- Adherence
- Compliance

None reported

Clear Selection

74. Please provide the rate of adherence or compliance that is given in the article and any differences between treatment groups.

Enlarge Shrink

Adverse Events (%) (Record only the AEs for the active arm(s), do not bother with the placebo arm!)

	Drug 1	Drug 2	Drug 3	Drug 4	Dru
75. Intervention	<input type="text"/>	<input type="text"/>	<input type="text"/>	<input type="text"/>	<input type="text"/>
76. Overall adverse events reported (%):	<input type="text"/>	<input type="text"/>	<input type="text"/>	<input type="text"/>	<input type="text"/>
77. Cardiovascular adverse events (%):	<input type="text"/>	<input type="text"/>	<input type="text"/>	<input type="text"/>	<input type="text"/>
78. Changes in weight - weight gain (%):	<input type="text"/>	<input type="text"/>	<input type="text"/>	<input type="text"/>	<input type="text"/>
79. Changes in weight - weight loss (%):	<input type="text"/>	<input type="text"/>	<input type="text"/>	<input type="text"/>	<input type="text"/>
80. Constipation (%):	<input type="text"/>	<input type="text"/>	<input type="text"/>	<input type="text"/>	<input type="text"/>
81. Diarrhea (%):	<input type="text"/>	<input type="text"/>	<input type="text"/>	<input type="text"/>	<input type="text"/>
82. Dizziness (%):	<input type="text"/>	<input type="text"/>	<input type="text"/>	<input type="text"/>	<input type="text"/>
83. Headache (%):	<input type="text"/>	<input type="text"/>	<input type="text"/>	<input type="text"/>	<input type="text"/>
84. Hepatotoxicity (%):	<input type="text"/>	<input type="text"/>	<input type="text"/>	<input type="text"/>	<input type="text"/>
85. Insomnia (%):	<input type="text"/>	<input type="text"/>	<input type="text"/>	<input type="text"/>	<input type="text"/>
86. Nausea (%):	<input type="text"/>	<input type="text"/>	<input type="text"/>	<input type="text"/>	<input type="text"/>
87. Sexual dysfunction - male ejaculation (%):	<input type="text"/>	<input type="text"/>	<input type="text"/>	<input type="text"/>	<input type="text"/>
88. Somnolence (fatigue) (%):	<input type="text"/>	<input type="text"/>	<input type="text"/>	<input type="text"/>	<input type="text"/>
89. Suicidality (%):	<input type="text"/>	<input type="text"/>	<input type="text"/>	<input type="text"/>	<input type="text"/>
90. Sweating-increased (%):	<input type="text"/>	<input type="text"/>	<input type="text"/>	<input type="text"/>	<input type="text"/>

91. Randomization adequate?

- Yes
- No
- Not randomized
- Method not reported

Clear Selection

92. Allocation concealment adequate?

- Yes
- No

- Not randomized
- Method not reported

[Clear Selection](#)

93. **Groups similar at baseline?**

- Yes
- No

[Clear Selection](#)

94. **Outcome assessors masked?**

- Yes
- No
- Yes, but method not described
- Not reported

[Clear Selection](#)

95. **Care provider masked?**

- Yes
- No
- Yes, but method not described
- Not reported

[Clear Selection](#)

96. **Patient masked?**

- Yes
- No
- Yes, but method not described
- Not reported

[Clear Selection](#)

97. **Overall attrition high ($\geq 20\%$)?**

- Yes (please state how high) 
- No
- Not reported

[Clear Selection](#)

98. **Differential attrition high ($\geq 15\%$)?**

- Yes (please state difference) 
- No
- Not reported


[Clear Selection](#)

99. **Was the statistical analysis based on intention-to-treat (ITT)?**

- Yes
- No
- Cannot tell

[Clear Selection](#)

100. **Were there any post-randomization exclusions?**

- Yes (how many?) 
- No
- Cannot tell

[Clear Selection](#)

101. **Quality rating for efficacy/effectiveness**

- Good
- Fair
- Poor
- Not applicable (e.g., safety study)

102. Adverse events are pre-specified and defined?

- Yes
- No

[Clear Selection](#)

103. Methods of adverse effects assessment

- Patient reported
- Physical exam at study visits
- Lab evaluations
- Standardized scale (e.g., WHO, UKU-SES)
- other (please specify)

104. Techniques for detecting adverse events are non-biased and adequately described?

- Yes
- No
- Not applicable

[Clear Selection](#)

105. Quality rating:

- Good
- Fair
- Poor
- Not applicable (e.g., efficacy only)

[Clear Selection](#)

Form took 1.265625 seconds to render
Form Creation Date: Dec 4 2009 7:32PM
Form Last Modified: Dec 18 2009 2:03AM

Previewing Only: You cannot submit data from this form



Previewing at Level 5

Refid: 1, M. C. Harlow, C. M. Davidson and J. A. Bourgeois, Psychogenic tremor in a patient with a major depressive episode, *SD Med*, 62(6), 2009, p.233, 235
State: Excluded, Level: 1

Meta-Analysis or Systematic Review

Save to finish later

Submit Data

1. First abstraction completed by:

Enlarge Shrink

2. Second abstraction completed by:

Enlarge Shrink

3. Author:

Enlarge Shrink

4. Year:

Enlarge Shrink

5. Country:

Enlarge Shrink

6. Funding:

Enlarge Shrink

7. Study design:

Enlarge Shrink

8. Number of patients:

Enlarge Shrink

9. Aims of review:

Enlarge Shrink

10. Studies included in analysis or review:

Enlarge Shrink

11. Characteristics of included studies:

Enlarge Shrink

12. Characteristics of included populations:

Enlarge Shrink

13. Characteristics of interventions:

Enlarge Shrink

14. Main results:

Enlarge Shrink

15. Adverse Events:

Enlarge Shrink

16. Comprehensive literature search strategy (briefly describe):

Enlarge Shrink

17. Standard method of appraisal of studies?

Enlarge Shrink

18. Publication bias assessed?

Enlarge Shrink

19. Heterogeneity assessed?

Enlarge Shrink

20. Quality rating:

Enlarge Shrink

21. Additional comments:

Enlarge Shrink

Form took 0.09375 seconds to render
Form Creation Date: Dec 4 2009 7:34PM
Form Last Modified: Dec 18 2009 2:07AM