

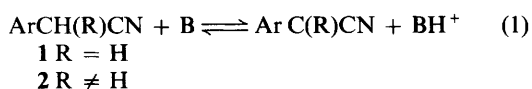
Selective Mono-methylation of Arylacetonitriles and Methyl Arylacetates by Dimethyl Carbonate

Maurizio Selva, Carlos Alberto Marques and Pietro Tundo*

Dipartimento di Scienze Ambientali dell'Università di Venezia, Calle Larga S. Marta, 2137-30123, Venezia, Italy

Both arylacetonitriles and methyl arylacetates react with dimethyl carbonate (DMC) (20 molar excess) at 180–200 °C in the presence of K₂CO₃ to produce monomethylated 2-arylpropionitriles and methyl 2-arylpropionates, respectively, with a selectivity >99.5%. The reaction, with wide application, proceeds by DMC acting as a methoxycarbonylating agent towards the ArCH⁻X anion (X = CN, CO₂Me) and as a methylating agent to ArC⁻(CO₂Me)X. DMC also proved to be the best solvent for such reactions.

Direct base-promoted mono-alkylation of methylene-active compounds, is not easy¹ since the reaction usually proceeds to dialkylation, especially so in the case of methylation. Essentially, this is because of the small difference in acidity between the reagent and the monoalkylated compound: the pK_a values of compounds **1** and **2** are comparable as illustrated for the arylacetonitriles in eqn. (1).



Since the monomethylated arylacetonitriles **2** (R = Me) are important precursors of 2-arylpropionic acids, the well known anti-inflammatory drugs, compound **1** was treated with a variety of alkylating agents (e.g. alkyl halides, dialkyl sulfates) with the hope of inducing monomethylation.² Even under phase-transfer catalysis (PTC) conditions, however, highly selective monomethylation was elusive.³

Of the new methods for alkylation under safe conditions and with non-toxic reagents,⁴ gas-liquid phase-transfer catalysis (GL-PTC)† conditions with dimethyl carbonate (DMC) as a methylating agent is of particular interest. Under such conditions, operating in a catalytic bed composed of K₂CO₃ and polyethylene glycols as PT catalysts, DMC methylated phenols,⁶ amines,⁷ phenylacetonitrile and (*p*-isobutylphenyl)-acetonitrile with high selectivity.⁸

Interestingly, methylation with non-toxic DMC (not now prepared from phosgene but by oxidative carbonylation of methanol)⁹ produced no waste, the base being catalytic, the methanol recyclable and the CO₂ involving no disposal problems. Only those compounds having a relatively high vapour tension, however, react under such conditions.

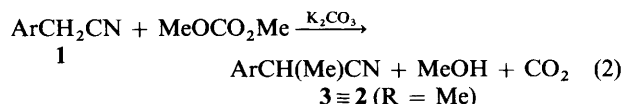
We report here the highly selective batchwise reaction of arylacetonitriles and arylacetic esters with DMC.

Results

The reactions, carried out in an autoclave, are reported in detail in the Experimental section whilst the results for the methylation of phenylacetonitrile by different methods are

recorded in Table 1. Iodomethane was the methylating agent for extractive alkylation¹⁰ and PTC.¹¹

Highly selective monomethylation is observed with DMC under both GL-PTC (Table 1, entry 3) and batch conditions (entries 4–6). With DMC as solvent at 180 °C in the presence of K₂CO₃, phenylacetonitrile **1a** is converted into 2-phenylpropionitrile **3a** [see eqn. (2)]. No PT catalyst is necessary



under such batch conditions. After 3.75 h at 180 °C monomethylation was complete, the product being obtained with >99.5% selectivity (Table 1, entry 6). Further methylation to 2-phenylisobutyronitrile was very slow under the conditions reported in Table 1, entry 6, 70% conversion taking place only after 25 h.

Reaction (2) is temperature sensitive since at 160 °C only a 67% conversion was observed (Table 1, entry 5) after 18 h.

Table 2 provides evidence that the reaction was promoted by base: results for the use of a catalytic quantity (0.05 mol equiv.) of a variety of carbonates are listed.‡ The reaction rate is clearly related to the solubility of the carbonates, the effect being one of promotion with Cs₂CO₃ and depression with Li₂CO₃; the selectivity, however, always remained high. Although, under similar conditions, stronger bases (phosphazene derivatives P₁ and P₄,¹² entries 6 and 7) also promoted the reaction, the selectivity was lower.

Table 3 lists the results for reactions in a variety of solvents for which either 5 or 18 molar equiv. (with respect to the substrate) of DMC were used. These reactions showed no substantial improvement over those in which only DMC was present. In fact both DMF and MeI lowered the selectivity (entries 2 and 6).

All the arylacetonitriles used in this work (see Table 4), yielded monomethyl derivatives in reactions carried out at 180 °C. Under the conditions of Table 1, entry 6, at complete conversion selectivity was always >99.5%, only the monomethyl derivative being present.§

† GL-PTC is a continuous-flow procedure for carrying out organic reactions: gaseous reagents are allowed to flow through molten phase-transfer catalysts (e.g. polyethylene glycols, PEGs, onium salts, etc.) supported on a solid. The catalytic bed is fitted into a plug-flow reactor, thermostatted at the reaction temperature. In the case of DMC, methylation requires the presence of a base as co-catalyst.⁵

‡ Although used in catalytic amounts in entries 2–5, alkaline carbonates are still present as solids in the reaction mixture. The slower reaction rate of entry of Table 2 compared to entry 6 of Table 1 (both reactions being carried out in the presence of insoluble K₂CO₃) may be attributed to the buffering effect of the carbonate salt on the CO₂ produced in the reaction (2).

§ At complete conversion, selectivity >99.5% means that the dimethyl derivative is <0.5%.

Table 1 Methylation of phenylacetonitrile carried out by different methylating agents and under different conditions

Entry	Reaction conditions	Methylating agent	Ratio of methylating agent to substrate (mol/mol)	Phase-transfer catalyst	<i>T</i> /°C	Reaction time (<i>t</i> /h)	Conv'n. (%)	Selectivity ^a (%)
1	Extractive alkylation ^b	MeI	1.0	Bu ₄ N ⁺ OH ⁻	Room temp.	0.17	86	84
2	PTC ^c	MeI	1.3	(EtO) ₂ P(O)CH ₂ S(O)Ph	Room temp.	2.0	94	71
3	GL-PTC ^d	DMC	4.0	PEG 6000 ^e	180	—	98 ^f	99
4	Batch ^g	DMC	18.0	—	130	4.0	No reaction	
5	Batch ^g	DMC	18.0	—	160	18.0	67 ^h	100
6	Batch ^g	DMC	18.0	—	180	3.75	100 ⁱ	>99.5

^a Selectivity in monomethylation is defined as [(mol of PhCH(Me)CN)/(mol of PhCH(Me)CN + mol of PhC(Me)₂CN)] × 100. ^b From ref. 10. ^c Phase-transfer catalysis; from ref. 11. ^d Gas-liquid phase-transfer catalysis. ^e Catalytic bed consisted 5% wt of K₂CO₃ (as co-catalyst) and 5% wt of PEG (polyethylene glycol) 6000 supported on Corundum spheres (for further details, see ref. 8). ^f 1% of PhC(Me)₂CN was detected. ^g Reactions carried out in autoclave and in the presence of a 2 equiv. of K₂CO₃. ^h 41% of PhCH(Me)CN was present, the remainder (26%) being reaction intermediates (GC analysis). ⁱ At complete conversion, detectable products, except for PhCH(Me)CN, were less than 1% in total.

Table 2 Methylation of phenylacetonitrile with DMC using different bases in catalytic amounts^a

Entry	Base	Solubility (s/g dm ⁻³) ^d	Ratio of substrate to base (mol/mol)	Reaction time (<i>t</i> /h)	Conv'n. ^b (%)	Selectivity ^c (%)
1	No base	—	20	5.0	0	—
2	Li ₂ CO ₃	0.20	20	7.25	5	>99.5
3	Na ₂ CO ₃	0.26	20	8.75	89	>99.5
4	K ₂ CO ₃	0.58	20	7.50	98	>99.5
5	Cs ₂ CO ₃	0.64	20	5.75	100	>99.5
6	Phosphazene P ₁ ^e	—	10	7.75	99	82.0
7	Phosphazene P ₄ ^f	—	10	5.0	97	<1

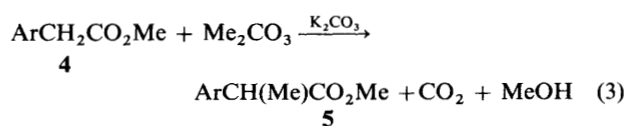
^a All reactions were carried out in an autoclave at 180 °C with a PhCH₂CN-DMC 1:18 molar ratio. ^b Conversion was determined by GC. At complete conversion, detectable products, except for PhCH(Me)CN, were always less than 1% in total. ^c Selectivity is defined as [(mol of PhCH(Me)CN)/(mol of PhCH(Me)CN + mol of PhC(Me)₂CN)] × 100. ^d Solubility is referred to DMC. ^e The base, *tert*-butyliminotris(dimethylamino)phosphorane (ref. 13, Fluka n. 79408) was completely soluble in DMC. ^f The base 1-*tert*-butyl-4,4,4-tris(dimethylamino)-2,2,2-bis[tris(dimethylamino)phosphoranylideneamino]-2λ⁵,4λ⁵-catenadi(phosphazene) was used in a 1 mol dm⁻³ hexane solution (ref. 13, Fluka n. 79421) and was completely soluble in DMC.

Table 3 Methylation of phenylacetonitrile in the presence of different solvents^a

Entry	Solvent	Ratio of solvent to substrate (v/v)	Ratio of DMC to substrate (mol/mol)	Conv'n. (%)	Reaction time (<i>t</i> /h)	Selectivity ^b (%)
1	—	—	18	100	3.75	>99.5 ^c
2	—	—	18 ^d	100	3.75	96
3	Methanol	10	5	20	5.5	>99.5
4	Methanol	10	18	96	3.5	>99.5
5	DMF	10	5	99	4.75	90
6	DMF	10.7	18 ^e	75	3.0	81
7	Cyclohexane	10	5	25	6.0	>99.5

^a All reactions were carried out at 180 °C in an autoclave using DMC as alkylating agent in the presence of K₂CO₃ (2 equiv. with respect to substrate). ^b Selectivity is defined as [(mol of PhCH(Me)CN)/(mol of PhCH(Me)CN + mol of PhC(Me)₂CN)] × 100. ^c From entry 6, Table 1. ^d The reaction was carried out in the presence of MeI (0.05 equiv. with respect to the substrate). ^e The reaction was carried out in the presence of MeI (2.5 equiv. with respect to substrate).

Table 5 lists the results for the reactions of arylacetic esters with DMC^{1,3} [see eqn. (3)]; these occurred only at temperatures in the range 200–220 °C, but as with the nitriles, the reactions



are highly selective towards monomethylation. Although diethyl carbonate (DEC) also induces selective monoalkylation with both arylacetonitriles and arylacetic esters the reaction rates are slower than the corresponding ones for DMC (see Table 6).

In order to investigate the reasons for this high selectivity, compounds **6a** and **7a** (synthesized independently) were allowed to react with DEC, under specific conditions (Table 1, entry 6); the reactions illustrated in Scheme 1 were observed. The

Table 4 Reactions of dimethyl carbonate with arylacetonitriles^a

Entry	Substrate 1 (ArCH ₂ CN)	Reaction time (t/h)	Conv'n. (%) ^b	Yield (%) ^c	Product ^d 3 [ArCH(Me)CN]
1	a, Ar = Ph	3.75	100	90	a, Ar = Ph
2	b, Ar = <i>o</i> -MeOC ₆ H ₄	14.5	100	85	b, Ar = <i>o</i> -MeOC ₆ H ₄
3	c, Ar = <i>m</i> -MeOC ₆ H ₄	3.5	100	80	c, Ar = <i>m</i> -MeOC ₆ H ₄
4	d, Ar = <i>p</i> -MeOC ₆ H ₄	4.75	99	88	d, Ar = <i>p</i> -MeOC ₆ H ₄
5	e, Ar = <i>o</i> -MeC ₆ H ₄	7.5	99	82	e, Ar = <i>o</i> -MeC ₆ H ₄
6	f, Ar = <i>p</i> -MeC ₆ H ₄	7.5	98	80	f, Ar = <i>p</i> -MeC ₆ H ₄
7	g, Ar = <i>p</i> -ClC ₆ H ₄	2.25	100	89	g, Ar = <i>p</i> -ClC ₆ H ₄
8	h, Ar = <i>p</i> -FC ₆ H ₄	2.75	100	81	h, Ar = <i>p</i> -FC ₆ H ₄
9	i, Ar = <i>m</i> -MeO ₂ CC ₆ H ₄	8.00	100	91	i, Ar = <i>m</i> -MeO ₂ CC ₆ H ₄

^a All reactions were carried out in an autoclave at 180 °C. Substrate, DMC and K₂CO₃ in a 1:18:2 molar ratio. ^b Conversions were determined by GC. ^c All yields are based on distilled products. ^d Selectivity in the monomethylated product was always >99%.

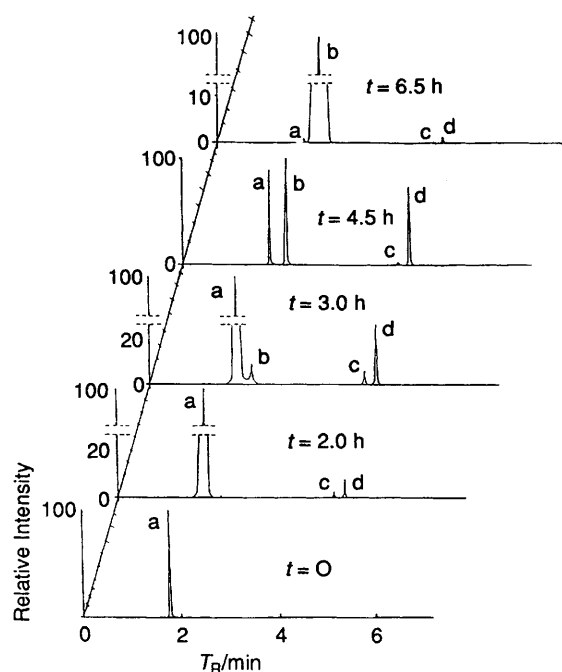
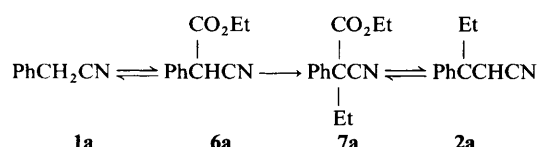


Fig. 1 The course of the reaction of *o*-tolylacetonitrile (**1e**) with DMC according to entry 5, Table 4. GC runs after reaction times *t* of 2, 3, 4.5 and 6.5 h are reported. a = *o*-MeC₆H₄CH₂CN; b = *o*-MeC₆H₄CH(Me)CN; c = *o*-MeC₆H₄CH(CO₂Me)CN; d = *o*-MeC₆H₄C(Me)(CO₂Me)CN.



Scheme 1

concentration of the phenylacetonitrile **1a**, initially formed by deethoxycarbonylation, rose to a maximum of 20% after 1 h and then after a further 2 h fell to zero. This resulted from formation of the intermediate **7a**, whose concentration reached a maximum (of 30%) after 1.5 h; after 4 h, the starting material **6a** was no longer present. The final reaction mixture consisted only of **7a** and **2a**, conversion of the former into the latter requiring 18 h (22 h overall reaction time (see Scheme 1)).

In an independent reaction, when **7a** was treated with DEC, **2a** was formed very slowly (16% conversion after 15 h, with no by-products, Scheme 1); however, operating in the presence of ethanol as a proton source (10 mol equiv. with respect to substrate) the reaction proceeds faster, giving complete conversion after 3.5 h.

Such results suggest that the conversion of **1a** into **2a** occurs through two equilibria and an ethylation process, the latter, being a non-equilibrium reaction, allowing complete transformation.

The methylation of **1** with DMC to give **3** also proceeds through two intermediates: ArCH(CO₂Me)CN, **8**, and ArC(Me)(CO₂Me)CN **9**. Depending on the starting nitrile (see Table 4) the concentrations of **8** and **9** rose to a maximum (6–40% by GC analysis) and then fell to zero after complete conversion of **1**. The concentration of compound **9** was always higher than that of compound **8**, and, indeed, only in the reactions of compounds **1e** and **1i** with DMC (entries 5 and 9, Table 4) were compounds **8** detectable. Figs. 1 and 2 illustrate the course of such reactions. It seems likely that the slow reaction of **8** with DMC results from steric hindrance and the inductive effect, similar behaviour having been observed in the reaction of arylacetic esters with dialkyl carbonates. The reactions with DMC (see Table 6, entries 1–3) proceed *via* two intermediates (whose structures were confirmed by GC-MS): ArCH(CO₂Me)₂ and ArC(Me)(CO₂Me)₂.

The reaction of butan-4-olide with DMC (Table 5, entries 4–5) also proceeds *via* the corresponding α -methoxycarbonyl and α -methyl- α -methoxycarbonyl derivatives. Moreover, the reaction of diethyl phenylmalonate with DEC at 200 °C (entry 3, Table 6) proceeded in a similar way to the reaction illustrated in Scheme 1: though the reaction time was longer, the same equilibria between the reagents and intermediates seemed to be involved.

Discussion

At complete conversion the selectivity observed in the alkylation of ArCH₂X (X = CN, CO₂Me) with DMC (see Tables 4 and 5) is always >99.5% in favour of the monomethylated product, even with a 20 molar excess of DMC as the reaction solvent. No comparison can be inferred from Table 1 between the previously reported results either of classical or PTC-promoted alkylation.

Such selectivity is not explicable in terms of S_N2 displacement of the arylacetonitrile anion on DMC according to a B_{Al}2 mechanism, as it is with the methylation of phenols by DMC.⁶ The need for only a catalytic quantity of base (Table 2, entry 1), suggests that MeOCO₂⁻ is split into CO₂ and MeO⁻, with regeneration of the base. Of the bases used, the most active were those in which a poor cation–anion interaction allowed ‘naked’ anion formation, a phenomenon well recorded under classical PTC conditions;¹⁴ the activity increases from lithium to cesium carbonate.

The results shown in Table 3 indicate that, in terms of reaction rates, DMC and DMF are comparable solvents for S_N2 displacements, although with the latter, some dimethyl derivative (10%) is also produced (entry 5).

Table 5 Reactions of DMC with arylacetic esters and butan-4-olide

Entry	Substrate	Temp. (T/°C)	Reaction time (t/h)	Conv'n. (%)	Selectivity (%) ^b	Yield (%)	Product
1 ^a	PhCH ₂ CO ₂ Me	180	24	73	>99	38 ^c	PhCH(Me)CO ₂ Me
2 ^a	PhCH ₂ CO ₂ Me	220	8	99	92	80 ^d	PhCH(Me)CO ₂ Me ^e
3 ^a	Methyl 6-methoxy-2-naphthylacetate	220	6	100	>99	90 ^f	Methyl 6-methoxy-2-naphthyl(methyl)acetate
4 ^g	Butan-4-olide	210	6	100	93 ^h	79 ^d	2-Methylbutan-4-olide
5 ^g	Butan-4-olide	220	5	100	76	76 ^c	2-Methylbutan-4-olide

^a Reaction carried out in an autoclave. Substrate, DMC and K₂CO₃ in a 1:18:2 molar ratio. ^b Selectivity is defined as: [(mol of ArCH(Me)CO₂Me)/(mol of ArCH(Me)CO₂Me + mol of ArC(Me)₂CO₂Me)] × 100. ^c Determined by GC. Entry 1: at the reported conversion, the reaction mixture consisted of PhCH(Me)CO₂Me (35%) and PhCH(CO₂Me)₂ (38%). ^d Yields based on distilled products. ^e Only PhCH(Me)CO₂Me and PhC(Me)₂CO₂Me were detected. ^f Yield based on recrystallized product. ^g Reaction carried out in an autoclave. Substrate, DMC and K₂CO₃ in a 1:5:1 molar ratio. ^h At complete substrate conversion, reaction intermediates were still present (total amount 12%, GC analysis).

Table 6 Reaction of DEC with arylacetonitriles and arylacetic esters^a

Entry	Substrate	Temp. (T/°C)	Reaction time (t/h)	Conv'n. (%)	Products (%) ^b
1	1a PhCH ₂ CN	180	47.5	99	PhCH(Et)CN (97); PhC(Et)(CO ₂ Et)CN (2)
2	PhCH ₂ CO ₂ Et	220	14.3	32	PhCH(Et)CO ₂ Et (12); PhCH(CO ₂ Et) ₂ (2); PhC(Et)(CO ₂ Et) ₂ (18)
3	PhCH(CO ₂ Et) ₂	200	25.0	98	PhCH(Et)CO ₂ Et (18); PhCH ₂ CO ₂ Et (43); PhC(Et)(CO ₂ Et) ₂ (37) ^c

^a All reactions carried out in autoclave. Substrate, DEC and K₂CO₃ in a 1:18:2 molar ratio. Other conditions as of Table 1, entry 6. ^b By GC analysis. ^c See Fig. 3.

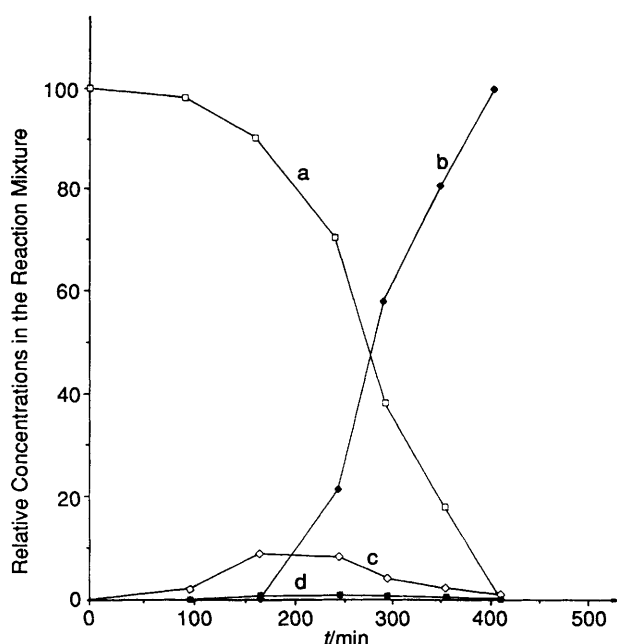
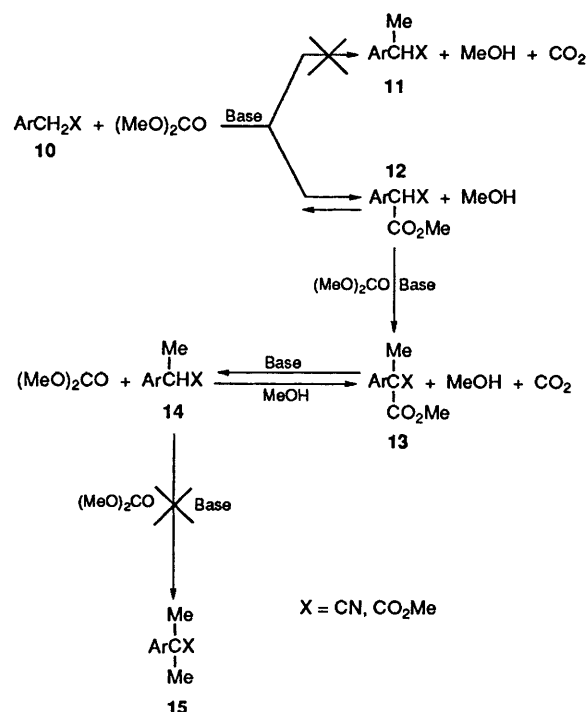


Fig. 2 The course of the reaction of *m*-(methoxycarbonyl)phenylacetonitrile **11** with DMC according to entry 9, Table 4: a = *m*-MeO₂CC₆H₄CH₂CN; b = *m*-MeO₂CC₆H₄CH(Me)CN; c = *m*-MeO₂CC₆H₄C(Me)(CO₂Me)CN; d = *m*-MeO₂CC₆H₄CH(CO₂Me)CN

Reactions in the presence of methanol as solvent (entry 3) or co-solvent (entry 4), produced no reaction intermediates and gave high selectivity. If iodomethane is present in either DMC or DMF (Table 3, entries 2 and 6, respectively) selectivity is much lower, a classical S_N2 reaction between the corresponding anion of 2-phenylpropionitrile and MeI probably taking place to give results comparable to those of entries 1 and 2, Table 1.

A suggested reaction mechanism for the reactions illustrated in Scheme 1 is given in Scheme 2.

DMC has double reactivity: (i) it is a methoxycarbonylating agent (reaction with the ArCH⁻X anion) according to a B_{Ac}2 mechanism and (ii) it is a methylating agent [reactions with the

**Scheme 2**

ArC⁻(CO₂Me)X anion] according to a B_{A1}2 mechanism. Both reaction pathways are highly selective, since the methylation of the ArCH⁻X anions is very slow. This mechanism is evidenced by the fact that, when operating in the presence of iodomethane, the selectivity is lost (entries 2 and 6, Table 3).

The proposed mechanism also accounts for the fact that when methanol is co-solvent, the reaction is faster; this is because intermediate **13** reacts more rapidly.

Paradoxically, the factors which are expected to reduce selectivity (high temperature and an excess of the alkylating agent) instead promote it.

High temperatures allow a reaction pathway (B_{A1}2 mechanism) not otherwise detectable.¹⁵

DMC as solvent has been shown to provide a suitable polar and aprotic environment for selectively orientating the reactivity of ArCH^-X toward methoxycarbonylation and $\text{ArC}^-(\text{CO}_2\text{Me})\text{X}$ towards methylation. Carbonates were the most effective base for the reaction, stronger ones (entries 6 and 7, Table 2) decreasing the selectivity, possibly by improving anion activation.

Although high selectivity in these reactions results from optimization of the temperature, base, alkylating agent and solvent, further studies will, doubtless, clarify the role of each in promoting selective monomethylation. This, in turn, will allow the use of DMC in reactions with other substrates.

Conclusions

Arylacetonitriles and arylacetic esters have been shown to undergo highly selective monomethylation in a one-step process. This process demonstrates the use of a safe methylating reagent producing no by-products.

Experimental

General.—All the compounds used were ACS grade and were employed without further purification. The melting point of **16** was determined on a Büchi 535 melting point apparatus and is uncorrected. ^1H NMR spectra were recorded on a Varian EM 390 (90 MHz) spectrometer using CDCl_3 with tetramethylsilane as the internal standard. GC analyses were performed on a Varian GC 3300 using a 12 m, DB1 capillary column. GC-MS analyses were performed on an HP 5971 mass detector at 70 eV coupled to an HP 5890-Series II gas chromatograph fitted with a 30 m, DB5 capillary column.

p-Fluorophenyl- and *o*- and *p*-tolyl-acetonitriles were prepared from their respective benzyl chlorides under phase-transfer catalysis conditions, in toluene at 70 °C, according to established procedures.¹⁷

Ethoxycarbonyl(phenyl)acetonitrile 6a.—Pieces of sodium (2.0 g, 87 mmol) were treated with absolute ethanol (46 cm³), after which the excess of alcohol was first partially evaporated and then azeotropically removed by the addition and evaporation of anhydrous toluene (10 cm³). A mixture of phenylacetonitrile (9.0 g, 0.077 mol), diethyl carbonate (35 cm³, 0.29 mol) and anhydrous toluene (20 cm³) was then added to the residue. During the reaction, anhydrous toluene (*ca.* 40 cm³) was added dropwise to the mixture whilst, simultaneously, an equal amount was slowly distilled from the reaction flask. The mixture was heated under reflux for a further 2 h, after which it was cooled to room temperature and treated slowly with dilute aqueous HCl (5%, 40 cm³). The mixture was then extracted with diethyl ether (3 × 30 cm³). The combined extracts were evaporated to provide a brown liquid which was then distilled *in vacuo* to give the title compound **6a** (12.4 g, 84.7%) as a colourless liquid, b.p. 108–110 °C/0.3 mmHg (lit.,¹⁸ 125–135 °C/3–5 mmHg); δ_{H} 1.27 (t, 3 H, CH₃), 4.30 (q, 2 H, CH₂), 4.81 (s, 1 H, CH) and 7.16–7.73 (m, 5 H, Ph); m/z 189 (M^+ , 2%), 145 (5), 118 (9), 117 (100), 116 (55), 90 (16), 89 (22), 77 (2), 63 (9) and 51 (3).

2-Ethoxycarbonyl-2-phenylbutyronitrile 7a.—With phenylacetonitrile **1a** (9.0 g, 0.077 mol) as the starting material, the preparation of **7a** followed the procedure described for **6a** with the following difference: after the reaction mixture had been heated under reflux for 2 h, it was cooled to 85 °C and treated with iodoethane (15.6 g, 0.10 mol); the reaction was complete in 4 h. The reaction mixture was washed with water (50 cm³) and extracted with diethyl ether (3 × 30 cm³). The combined extracts were evaporated and the liquid residue was distilled to give **7a** (12.5 g, 75.5%), b.p. 129–131 °C/0.25 mmHg (lit.,^{19a} b.p.

150 °C/10 mmHg); δ_{H} 1.12 (t, 3 H, CH₃), 1.26 (t, 3 H, CH₃), 2.00–2.76 (m, 2 H, CH₂), 4.43 (q, 2 H, CH₂) and 7.50–8.08 (m, 5 H, Ph).

Solubility of a Variety of Alkaline Carbonates in Dimethyl Carbonate (DMC) at 180 °C (Table 2).—A mixture of DMC (100 cm³) and each carbonate M_2CO_3 ($\text{M} = \text{Li, Na, K, Cs}$) in 11:1 molar ratio, respectively, was heated and magnetically stirred in a stainless-steel autoclave (described below) at 180 °C. After 1 h, agitation was stopped and 5-cm³ samples were taken every 25–30 min until the concentration of M_2CO_3 in DMC was constant. This value was determined by titrating each sample against aqueous sulfuric acid (0.018 mol dm⁻³) with Bengal Rose B as indicator. Because of the insolubility of DMC in water, an equal amount of absolute methanol (5 cm³) was added to each sample before titration. A correction to the measured alkalinity was made by comparing it with a standard solution of DMC (5 cm³) in methanol (5 cm³).

Reactions Carried Out in an Autoclave: General Procedure (Tables 1–6).—All reactions were carried out in a stainless-steel (AISI 316) autoclave (internal volume 250 cm³), equipped with a purging valve, through which, at room temperature, air was removed before each reaction by purging with a N₂ stream. A magnetically stirred mixture of the alkylating agent, arylacetonitrile and base in the reported molar ratio (see Tables 1–5) was heated in the autoclave, itself heated in an electrical oven, at 180 °C. A thermocouple and a needle valve were fixed onto the autoclave head, the former dipping into the reaction mixture and the latter connected to a $\frac{1}{8}$ in * stainless-steel suction pipe which, in turn, was immersed into the reaction mixture. In this way it was possible to extract samples (analysed by GC) during the course of the reactions.

All the mono-methylated compounds, except for Naproxen **16**, were purified by distillation in a micro-Claisen distillation apparatus with a fused-on Liebig condenser. They were all colourless liquids and their purity was > 99% (by GC), unless otherwise noted.

2-Phenylpropionitrile 3a. Starting from phenylacetonitrile **1a** (5.0 g), after distillation, **3a** (5.0 g, 90%) was obtained, b.p. 62–64 °C/0.25 mmHg (lit.,²⁰ b.p. 74 °C/0.5 mmHg); δ_{H} 1.62 (d, 3 H, CH₃), 3.92 (q, 1 H, CH) and 7.45 (s, 5 H, Ph); m/z 131 (M^+ , 33%), 117 (9), 116 (100), 89 (11), 77 (8), 63 (6) and 51 (11).

2-(*o*-Methoxyphenyl)propionitrile 3b. Starting from *o*-methoxyphenylacetonitrile **1b** (4.0 g), after distillation, **3b**²¹ (3.7 g, 85%) was obtained, b.p. 79–82 °C/0.25 mmHg; δ_{H} 1.56 (d, 3 H, CH₃), 3.92 (s, 3 H, CH₃), 4.30 (q, 1 H, CH) and 7.00–7.62 (m, 4 H, Ph).

2-(*m*-Methoxyphenyl)propionitrile 3c. Starting from *m*-methoxyphenylacetonitrile **1c** (4.0 g), after distillation, **3c**²² (3.5 g, 80%) was obtained, b.p. 89–91 °C/0.15 mmHg; δ_{H} 1.62 (d, 3 H, CH₃), 3.85 (s, 3 H, CH₃), 3.88 (q, 1 H, CH) and 6.85–7.43 (m, 4 H, Ph).

2-(*p*-Methoxyphenyl)propionitrile 3d. Starting from *p*-methoxyphenylacetonitrile **1d** (4.0 g), after distillation, **3d**²³ (3.9 g, 88%) was obtained, b.p. 90–92 °C/0.20 mmHg; δ_{H} 1.57 (d, 3 H, CH₃), 3.85 (s, 3 H, CH₃), 3.89 (q, 1 H, CH) and 6.97–7.43 (m, 4 H, Ph).

2-(*o*-Tolyl)propionitrile 3e. Starting from *o*-tolylacetonitrile **1e** (3.0 g), after distillation, **3e**^{23,24} (2.7 g, 82%) was obtained, b.p. 90–92 °C/0.20 mmHg (lit.,^{24a} b.p. 95–97 °C/0.20 mmHg); δ_{H} 1.53 (d, 3 H, CH₃), 2.30 (s, 3 H, CH₃), 3.95 (q, 1 H, CH) and 6.88–7.52 (m, 4 H, Ph).

2-(*p*-Tolyl)propionitrile 3f. Starting from *p*-tolylacetonitrile **1f** (3.0 g), after distillation, **3f** (2.6 g, 80%) was obtained, b.p.

* 1 inch = 2.54 cm.

70–72 °C/0.45 mmHg (lit.,^{25a} b.p. 123 °C/12 mmHg); δ_{H} 1.59 (d, 3 H, CH₃), 2.33 (s, 3 H, CH₃), 3.83 (q, 1 H, CH) and 7.14–7.25 (m, 4 H, Ph).

2-(p-Chlorophenyl)propionitrile **3g**. Starting from p-chlorophenylacetone **1g** (5.0 g), after distillation, **3g**^{23,26} (4.9 g, 89%) was obtained, b.p. 83–86 °C/0.45 mmHg (lit.,^{26a} b.p. 84–86 °C/0.45 mmHg); δ_{H} 1.61 (d, 3 H, CH₃), 3.88 (q, 1 H, CH) and 7.25–7.36 (m, 4 H, Ph).

2-(p-Fluorophenyl)propionitrile **3h**. Starting from p-fluorophenylacetone **1h** (3.0 g), after distillation, **3h**^{23,26} (2.7 g, 81%) was obtained, b.p. 77–78 °C/0.5 mmHg; δ_{H} 1.63 (d, 3 H, CH₃), 3.89 (q, 1 H, CH) and 7.00–7.38 (m, 4 H, Ph).

2-(m-Methoxycarbonylphenyl)propionitrile **3i**. Starting from m-methoxycarbonylphenylacetone **1i** (10.0 g), after distillation, **3i** (9.9 g, 91%) was obtained, b.p. 109–110 °C/0.8 mmHg (Found: C, 69.8; H, 5.9; N, 7.4. Calc. for C₁₁H₁₁NO₂: C, 69.83; H, 5.86; N, 7.40%); δ_{H} 1.66 (d, 3 H, CH₃), 3.98 (s, 3 H, CH₃), 3.88–4.13 (q, 1 H, CH) and 7.51–8.12 (m, 4 H, Ph).

Methyl 2-phenylpropionate **5a**. Starting from methyl phenylacetate (5.0 g), after distillation, **5a** (4.4 g, 80%) was obtained, b.p. 78–81 °C/0.5 mmHg (lit.,^{25b} b.p. 119 °C/22 mmHg); δ_{H} 1.60 (d, 3 H, CH₃), 3.75 (s, 3 H, CH₃), 3.58–3.93 (q, 1 H, CH) and 7.3 (m, 5 H, Ph).

2-(6-Methoxy-2-naphthyl)propionic acid (racemic Naproxen) **16**. Starting from methyl 6-methoxy-2-naphthylacetate (5.0 g), after the reaction, K₂CO₃ was filtered off and dimethyl carbonate removed from the filtrate under reduced pressure. The solid residue methyl 2-(6-methoxy-2-naphthyl)propionate was treated with aq. NaOH (10%, 20 cm³) and the mixture was heated and stirred, under reflux, for 8 h. After the mixture had cooled to room temperature, aq. HCl (15%; 10 cm³) was carefully added to it. The precipitated solid was filtered off and recrystallized from hexane–acetone (9:1 v/v) to give racemic Naproxen **16** (4.5 g, 90%; purity 96% by GC), m.p. 153.2–154.6 °C (lit.,^{25c} m.p. 150–151 °C); δ_{H} 1.60 (d, 3 H, CH₃), 3.81–4.07 (q, 1 H, CH), 3.95 (s, 3 H, CH₃) and 7.12–8.13 (m, 6 H, naphthyl).

2-Methylbutan-4-olide. Starting from butan-4-olide (7.0 g), after distillation, 2-methylbutan-4-olide²⁷ (6.4 g; purity 85% by GC) was obtained, b.p. 64–67 °C/0.65 mmHg.

Acknowledgements

This work was supported by Tessenderlo Chemie, (Tessenderlo, Belgium). Dr. Gabriele Breviglieri of Farchemia S.r.l. (Treviglio, Italy), is also gratefully acknowledged.

References

- W. Carruthers, *Some Modern Synthetic Methods of Organic Synthesis*, 3rd edn., Cambridge University Press, Cambridge, 1989.
- J. P. Rieu, A. Boucherle, H. Cousse and G. Mouzin, *Tetrahedron*, 1986, **42**, 4095.
- (a) C. M. Starks and C. Liotta, *Phase-Transfer Catalysis*, Academic Press Inc., New York, 1976, ch. 5, pp. 170–196; (b) E. V. Dehmlov and

S. S. Dehmlov, *Phase-Transfer Catalysis*, Verlag Chemie, Weinheim, 1983, ch. 3, pp. 123–133.

- (a) P. Tundo, G. Moraglio and F. Trotta, *Ind. Eng. Chem. Res.*, 1989, **28**, 881; (b) P. Tundo, *Continuous Flow Methods in Organic Synthesis*, E. Horwood, Ltd., Chichester, UK, 1991.
- P. Tundo, *J. Org. Chem.*, 1979, **44**, 2048.
- P. Tundo, F. Trotta, G. Moraglio and F. Ligorati, *Ind. Eng. Chem. Res.*, 1988, **28**, 1565.
- (a) M. Lissel, S. Schmidt and B. Neumann, *Synthesis*, 1986, 382; (b) F. Trotta, P. Tundo and G. Moraglio, *J. Org. Chem.*, 1987, **52**, 1300.
- (a) E. Angeletti, F. Trotta, P. Tundo and P. Venturello, Eur. Pat. 0 240 863, USP 4 894 471; (b) P. Tundo, F. Trotta and G. Moraglio, *J. Chem. Soc., Perkin Trans. 1*, 1989, 1070.
- U. Romano, R. Tesi, M. Massi Mauri and P. Rebora, *Ind. Eng. Chem. Prod. Res. Dev.*, 1980, **19**, 396.
- A. Brändström and U. Junggren, *Tetrahedron Lett.*, 1972, 472.
- M. Mikolajczyk, S. Grzejszczak, A. Zatorski, F. Montanari and M. Cinquini, *Tetrahedron Lett.*, 1975, 3757.
- R. Schwesinger, *Nachr. Chem. Tec. Lab.*, 1990, **38**, 1214.
- P. Loosen, P. Tundo and M. Selva, It P M192A00081/1992.
- F. Montanari, D. Landini and F. Rolla, *Top. Curr. Chem.*, 1982, **101**, 147.
- (a) V. H. Wallingford, A. M. Homeyer and D. M. Jones, *J. Am. Chem. Soc.*, 1941, **63**, 2056; (b) A. Philip and F. I. Carroll, *Org. Prep. Proced. Int.*, 1975, **7**, 117; (c) M. Alderdice, F. W. Sum and L. Weiler, *Org. Synth.*, 1984, **62**, 14.
- P. Loosen, P. Tundo and M. Selva, USP Appl. 922140/1992; Jap P Appl. 4-223302/1992.
- C. M. Starks, *J. Am. Chem. Soc.*, 1971, **93**, 195.
- E. C. Horning, A. F. Finelli, *Org. Synth.*, Coll. Vol. IV, Wiley, New York, 1967, pp. 461–463.
- (a) R. Ketari and A. Foucaud, *J. Org. Chem.*, 1981, **46**, 4498; (b) J. S. Chamberlain, J. J. Chap, J. E. Doyle and L. B. Spaulding, *J. Am. Chem. Soc.*, 1935, **57**, 352; (c) A. S. Vitvitskaya, F. B. Naidis, E. Z. Katsnel'son and I. A. Karpinskaya, *Khim. Farm. Zh.*, 1981, **15**, 85–88; *Chem. Abstr.*, 1981, **95**, 168739h.
- I. Angres and H. E. Zieger, *J. Org. Chem.*, 1975, **40**, 1457.
- C. Gervais, D. Anker, M. Chaire and H. Pacheco, *Bull. Soc. Chim. Fr.*, 1979, **5**, 241.
- (a) H. Kugita and T. Oine, *Chem. Pharm. Bull.*, 1963, **11**, 253; (b) A. Cheng, E. Uyeno, W. Polgar, L. Toll, J. A. Lawson, J. I. DeGraw, G. Loew, A. Camerman and N. Camerman, *J. Med. Chem.*, 1986, **29**, 531.
- (a) R. W. Freerksen, S. J. Selikson, R. R. Wroble, K. S. Kyler and D. S. Watt, *J. Org. Chem.*, 1983, **48**, 4087; (b) M. Lemarie, J. Doussot and A. Guy, *Chem. Lett.*, 1988, **10**, 1581.
- (a) G. A. Pinna, M. Loriga, G. Paglietti and G. Cignarella, *Farmaco Ed. Sci.*, 1980, **35**, 684; (b) M. S. Gibson, *J. Chem. Soc.*, 1956, 808.
- Dictionary of Organic Compounds*, 5th edn., Chapman and Hall, New York, 1982, (a) vol. 4, p. 4006; (b) vol. 5, p. 4662; (c) vol. 4, p. 4181.
- (a) H. Miyamatsu, S. Ueno, M. Shimizu, J. Hoson, M. Tomari, K. Seida, T. Suzuki and J. Wada, *J. Med. Chem.*, 1974, **17**, 491; (b) D. S. Watt, *J. Org. Chem.*, 1974, **39**, 2799; (c) J. Heeres, L. J. J. Backx and J. M. Van Cutsem, *J. Med. Chem.*, 1976, **19**, 1148.
- Y. Ishi, K. Osakada, M. Ikariya, S. Sahuri and S. Yoshikawa, *J. Org. Chem.*, 1986, **51**, 2034.

Paper 3/07287H

Received 9th December 1993

Accepted 19th January 1994