

This is a repository copy of *Selectivity of C-H activation and competition between C-H and C-F bond activation at fluorocarbons*.

White Rose Research Online URL for this paper:
<https://eprints.whiterose.ac.uk/133766/>

Version: Accepted Version

Article:

Eisenstein, Odile, Milani, Jessica and Perutz, Robin N. orcid.org/0000-0001-6286-0282
(2017) Selectivity of C-H activation and competition between C-H and C-F bond activation at fluorocarbons. *Chemical Reviews*. pp. 8710-8753. ISSN 0009-2665

<https://doi.org/10.1021/acs.chemrev.7b00163>

Reuse

Items deposited in White Rose Research Online are protected by copyright, with all rights reserved unless indicated otherwise. They may be downloaded and/or printed for private study, or other acts as permitted by national copyright laws. The publisher or other rights holders may allow further reproduction and re-use of the full text version. This is indicated by the licence information on the White Rose Research Online record for the item.

Takedown

If you consider content in White Rose Research Online to be in breach of UK law, please notify us by emailing eprints@whiterose.ac.uk including the URL of the record and the reason for the withdrawal request.

Selectivity of C-H activation and competition between C-H and C-F bond activation at fluorocarbons

Odile Eisenstein,^{* ‡} Jessica Milani,[#] and Robin N. Perutz^{*#}

[‡] Institut Charles Gerhardt, UMR 5253 CNRS Université Montpellier, cc 1501, Place E. Bataillon, 34095 Montpellier, France and Centre for Theoretical and Computational Chemistry (CTCC), Department of Chemistry, University of Oslo, P.O. Box 1033, Blindern, 0315 Oslo, Norway

[#] Department of Chemistry, University of York, York, YO10 5DD, United Kingdom

ABSTRACT

Partially fluorinated alkanes, arenes and alkenes can be transformed by a variety of transition metal and lanthanide systems. Although the C-H bond is weaker than the C-F bond regardless of the hybridization of the carbon, the reaction of the C-F bond at the metal is usually more exothermic than the corresponding reaction of the C-H bonds. Both bonds are activated by the metal systems, but the preference for activating these bonds depends on the nature of the hydrocarbon and of the metal system, so that the reaction can be directed exclusively toward C-H or C-F bonds or yield a mixture of products. Additionally, the presence of fluorine differentiates between C-H bonds at different positions resulting in regioselective C-H bond activation; paradoxically, the strongest C-H bond reacts preferentially. The purpose of this review is to describe the field of reaction of partially fluorinated substrates with transition metal atoms, ions and molecular complexes. The controlling physical properties (thermodynamics and kinetics) are described first, followed by a description of stoichiometric reactions, with the competition between the C-H and C-F activations as focus. A few representative catalytic systems are discussed. The review also highlights the benefit of combining experimental and theoretical studies.

CONTENTS

1. INTRODUCTION
2. ENERGETICS OF FREE HYDROFLUOROCARBONS
3. ENERGETICS OF C-H AND C-F ACTIVATION AT METAL CENTERS
 - 3.1 Energetics of coordination
 - 3.2 Energetics and regioselectivity of C-H oxidative addition
 - 3.3 Energetics and regioselectivity of C-F oxidative addition
4. SURVEY OF STOICHIOMETRIC REACTIONS WITH HYDROFLUOROCARBONS
 - 4.1 Reactions of Metal Atoms and Ions
 - 4.1.1 Neutral metal atoms
 - 4.1.2 Cationic metal ions
 - 4.1.2.1 Lanthanide ions
 - 4.1.2.2 Non-lanthanide atomic ions
 - 4.2 Reactions in Solution
 - 4.2.1 Reactions with Aliphatic Hydrofluorocarbons
 - 4.2.1.1 Lanthanides and metals of groups 3 to 5
 - 4.2.1.2 Metals of group 6 and groups 9-11
 - 4.2.2. Intermolecular Reactions with Aromatic Hydrofluorocarbons
 - 4.2.2.1 Lanthanides
 - 4.2.2.2 Early transition metals of groups 3 to 6.
 - 4.2.2.3 Groups 7 and 8
 - 4.2.2.4 Group 9
 - 4.2.2.5 Group 10
 - 4.2.2.6 Group 11
 - 4.2.3 Intramolecular Aromatic Cyclometalation
 - 4.2.3.1 Group 8
 - 4.2.3.2 Group 9
 - 4.2.3.3 Group 10

4.2.4 Intermolecular Reactions with Fluorinated Alkenes

4.2.4.1 Early transition metal complexes

4.2.4.2 Late transition metal complexes

5. EXAMPLES OF CATALYTIC REACTIONS INFLUENCED BY FLUORINE SUBSTITUENTS

6. GENERAL MECHANISTIC PRINCIPLES AND CONCLUSIONS

Author Information

Acknowledgments

Abbreviations

References

1. INTRODUCTION

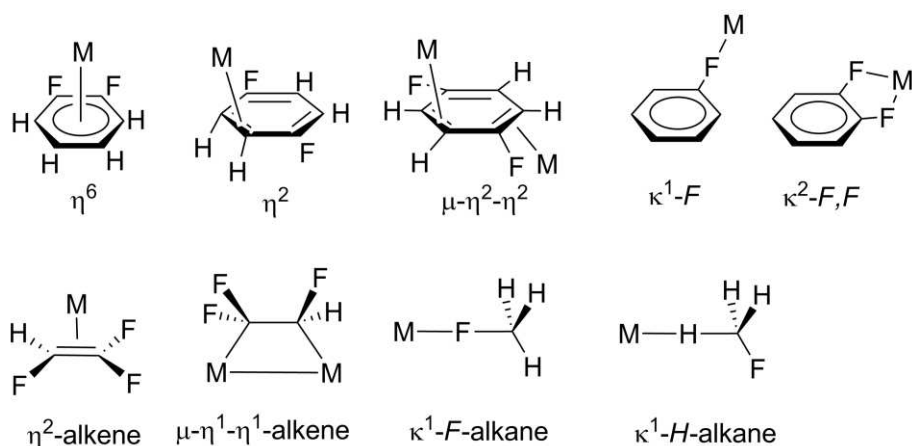
The importance of hydrofluorocarbons is well documented in pharmaceuticals, agrochemicals, materials, refrigeration and air conditioning. A large proportion of new drugs and agrochemicals include fluorine substituents at sp^3 or sp^2 carbons in order to modify the acidity, the lipophilicity, the conformations and, especially, the metabolism of the drugs.¹⁻⁴ The favorable radiochemical properties of ^{18}F make it a crucial isotope for positron emission tomography, leading to a requirement for radiopharmaceuticals that include a fluorine substituent.^{1,5} Fluorinated materials are employed for their hydrophobic properties, their chemical inertness and physical properties such as elasticity.⁶⁻⁸ The introduction of long fluorinated chains or “fluorous pony-tails” can produce phase behavior that is particularly favorable for catalysis, solvent extraction and chemical synthesis.⁹⁻¹³ Saturated hydrofluorocarbons have also found important applications as refrigerants, and propellants, but several of them will now be phased out following the Kigali agreement of 2016 for reduction of greenhouse gases, leading to disposal issues.

The chemical properties and reaction patterns of polyfluorinated compounds are different from those of the corresponding hydrocarbons. Hydrofluorocarbons present a particularly challenging problem for bond activation, because reaction may occur at the C-H bonds or the C-F bonds or even at both types of bond. The presence of C-F bonds in a hydrofluorocarbon alters the strength of C-H bonds with respect to the corresponding hydrocarbon with the consequence that

the energetics and kinetics of C-H bond activation are modulated by the introduction of fluorine substituents. These effects, which depend on the number and location of fluorine substituents, lead to changes in chemoselectivity and regioselectivity of bond activation that vary with the metal and ligand centers and have an impact on both stoichiometric and catalytic reactions. In this review, our principal goal is to put across current understanding of the C-H bond activation of hydrofluorocarbons at transition metal and lanthanide centers, indicating the circumstances that affect the balance between C-F activation and C-H activation, as derived from experimental and computational studies. To set the scene, we have selected for the introduction some key features of the interactions of hydrofluorocarbons with transition metal or lanthanide fragments.

Partially fluorinated arenes and alkenes can coordinate to transition metals without bond breaking. Such coordination of arenes can occur via π -bonding to the carbon skeleton in η^2 , η^4 or η^6 modes or via C-F σ -coordination through the fluorine lone pairs;^{14,15} all of these possibilities except η^4 -arenes have yielded examples of characterized products (Scheme 1). Examples of fluorine-substituted hydrocarbons (excluding perfluorocarbons) binding as in Scheme 1 may be found in the references indicated: (η^2 -fluoroarene) and (μ - η^2 - η^2 -fluoroarene),^{16,17} (η^6 -fluoroarene),^{18,19} (κ^2 -*F,F*-fluoroarene),²⁰ (κ^1 -*F*-fluoroarene),^{20,21} η^2 -fluoroalkene and bridging μ -fluoroalkene.²² Partially fluorinated alkanes have been demonstrated to coordinate to tungsten pentacarbonyl by time-resolved IR spectroscopy²³ and to metal ions in the gas-phase by mass spectrometry.²⁴ In both cases, their geometries have been characterized computationally.²⁵⁻²⁷

Scheme 1. Coordination of hydrofluoroarenes and hydrofluoroalkenes without bond breaking



When a hydrofluorocarbon reacts by bond breaking there is a possibility of either C-H or C-F bond cleavage. There is a tendency for early metals (especially d^0 metals) to yield C-F bond activation products, while metals with occupied d shells ($d^6 - d^{10}$) are more variable. Among the reactions of fluoroarenes, there are examples of chemoselective C-F or C-H bond cleavage, as well as situations where both are observed. Preference for C-F activation via F-coordination dominates in the reaction with atomic ions but considerable more diversity is observed with molecular transition metal complexes in solution. For example, the photochemical reactions of $Cp^*Rh(PMe_3)(C_2H_4)$ or $Tp^*Rh(CNneopentyl)(carbodiimide)$ (Tp^* = hydrotris(3,5-dimethylpyrazolyl)borate) with partially fluorinated benzenes give C-H activation exclusively.^{28,29} The reactions of nickel complexes containing N-heterocyclic carbene ligands with partially fluorinated benzenes give C-F activation exclusively.³⁰ The kinetic products of reactions of $Ni(PEt_3)_2L$ (L = phenanthrene, anthracene, isobutene) with partially fluorinated benzenes follow the C-H activation route, while the thermodynamic products involve C-F activation.¹⁷ Catalytic reactions of fluorinated benzenes can also lead to reaction either at the C-H or C-F bond. Catalytic hydrofluoroarylation³¹ and direct arylation³² provide examples for the former and are defined in a scheme in Section 5. Catalytic C-F activation is illustrated by hydrodefluorination and cross-coupling.^{33,34} The reactions of fluoroalkanes demonstrate similar issues of chemoselectivity. For these reasons, chemoselectivity is one of the principal topics of the review.

In addition to chemoselectivity, the C-H activation of arenes raises questions of regioselectivity. We distinguish intermolecular activation (Section 4.2.2) and intramolecular cyclometalation (Section 4.2.3) of arenes. We describe reactions as intermolecular when the reactant is a simple fluorinated benzene or pyridine, regardless of whether there is an intermediate with coordinated arene. The term intramolecular cyclometalation is used when the reactant contains an anchoring group which is coordinated in the product. In numerous examples of intermolecular activation of fluorinated arenes, strong selectivity for the C-H bonds ortho to fluorine substituents has been observed.³⁵ This selectivity can have a kinetic or a thermodynamic origin. When we turn to cyclometalation by intramolecular C-H activation, it is possible to steer the selectivity to positions ortho or para to fluorine substituents by subtle alteration of the metal-ligand system.^{36,37}

Several factors influence the selectivity. A coordination complex resulting from coordination of the substrate to the metal fragment, shown in Scheme 1, may be an intermediate on the way to the C-H activation product but this is not a requirement. The relative stability of the coordination complexes shown in Scheme 1 and any C-H activation products vary with the metal and its ligands. It is of particular importance that fluorine substitution modifies the C-H bond strength of hydrocarbons and, to an even greater extent, the bond strength of the M-C bonds in their C-H activation products, leading to profound effects on selectivity.^{38,29}

Among stoichiometric reactions, we highlight several recent advances: the discovery of selective 1,2-C-H addition reactions of fluorinated benzenes at alkylidyne titanium complexes;³⁹ the observation of reaction intermediates and the development of a kinetic model in the C-F and C-H activation reactions of Ni(PEt₃)₂(η²-phenanthrene) with tetrafluoropyridine;⁴⁰ the rearrangement of the hydride complex *trans*-[NiH(C₆F₄(CF₃))(iPr₂Im)₂] via the η²-arene complex to two fluoride complexes;⁴¹ the experimental demonstration that M-C(aryl) bonds increase in strength far faster than H-C(aryl) bonds as the number of ortho fluorine substituents increases, as predicted by computation.^{29,38} The reactivity of CH₃F towards atoms and ions has been studied particularly thoroughly in the gas phase.²⁴ Among reactions of aliphatic hydrofluorocarbons in solution, we

draw attention to the reactions of CH_3F and CHF_3 at iridium pincer complexes⁴² and the discovery of niobium complexes that are selective for activation of benzylic CF_3 groups, even in the presence of C-H bonds.⁴³

Carbon-fluorine bond activation has been the subject of numerous recent reviews,^{33-34,44-61} but competing C-H bond activation receives little attention in most of these publications. Two reviews pay particular attention to partially fluorinated substrates and C-H activation, one on nickel chemistry⁶² and the other on organometallic chemistry particularly with fluorobenzene and difluorobenzene.¹⁵ There are a few more personal reviews that treat C-H activation of fluoroarenes specifically^{63,35} or address organofluorine chemistry at an individual metal.⁶⁴

We start this review with thermodynamic considerations, considering the energetics of free hydrofluorocarbons and then the energetics of C-H bond activation at a metal. We follow these general sections, with a survey of stoichiometric reactions divided up into reactions at atoms or ions and reactions in solution, dividing the latter into reactions with aliphatics, aromatics and alkenes. In section 5, we move to catalytic activation. We do not survey the full range of catalytic reactions but review a few examples where the fluorine plays a major role. Finally, we tease out the major general mechanistic principles in the concluding section 6.

2. ENERGETICS OF FREE HYDROFLUOROCARBONS

The knowledge of energetics of bond breaking is essential for determining the feasibility of a reaction. Unfortunately, the experimental determination of bond energies or bond enthalpies is a demanding task, which cannot be achieved for all molecules. Nevertheless, homolytic bond dissociation enthalpies in which the molecule is dissociated into two radicals have been measured in the gas phase for numerous systems and the compilation in Comprehensive Handbook of Chemical Bond Energies by Luo gives the most accurate values.⁶⁵ Table 1 reports selected values for C-H and C-F bond dissociation enthalpies in kJ/mol for molecules relevant to the present review.

Table 1 Experimental bond dissociation enthalpy (kJ/mol) in gas phase

molecule	Experimental		Calculated	
	X = H ^a	X = F ^a	X = H	X = F
X-CH ₃	439.3 ± 0.4	460.2 ± 8.4	439 ^b	462.9 ^b
X-CH ₂ F	423.8 ± 4.2	496.2 ± 8.8	424 ^b	501.7 ^b
X-CHF ₂	431.8 ± 4.2	533.9 ± 5.9	426.8 ^b	534.7 ^b
X-CF ₃	446.4 ± 4.2	546.8 ± 2.1	448.4 ^b	547.4 ^b
X-C ₆ H ₅	472.2 ± 2.2	525.5 ± 8.4	489.8 ^c	539.9 ^e
X-C ₆ F ₅	487.4 ^d	485 ± 22	514.7 ^c	519.4 ^e

^a Ref 65

^b high level computational protocol⁶⁶

^c DFT(B3PW91) calculations³⁸

^d no reported error range

^e DFT(BP86) calculations from ΔH_{298} data⁶⁷

The bond dissociation enthalpy is smaller for C-H than C-F in all molecules except the pentafluorobenzene derivatives. However, in this latter case, the absence of an error bar for X = H and the large uncertainty for X = F prevents any definitive conclusion. Replacing one and even two hydrogen atoms by fluorine in methane results in weaker C-H bonds in H-CH₂F and H-CHF₂ than in methane but the C-H bond in H-CF₃ is stronger than in methane. While substituents can influence the stability of the substrate and the molecular radical that is formed on homolysis, it is currently thought that the influence is larger in the radicals. Consequently, the relative C-H bond energies were interpreted in terms of stabilization of the radical by the F calculated with several DFT and wave function-based computational methods.⁶⁸ The situation is different for the C-F bond energy since it increases in a monotonic manner upon substitution of H by F as shown in Table 1.⁶⁶

The C-H bond in benzene is stronger than in methane and likewise the C-F bond is stronger in monofluorobenzene than in monofluoromethane; this is associated with the carbon hybridization with bonds to sp^2 carbon stronger than to sp^3 carbon. Another irregularity occurs in C_6F_5X : the C-H bond in $H-C_6F_5$ is stronger than that in benzene but the C-F bond in $F-C_6F_5$ is weaker than that in $F-C_6H_5$, perhaps due to the electronic repulsion between the fluorine atoms. However, as mentioned above the large or unknown uncertainty in the experimental values make these trends somewhat unreliable. High level calculations reproduce these experimental values with great accuracy, especially for the methane derivatives that have been studied with a particularly high level computational protocol which has been optimized to reproduce 261 bond dissociation enthalpy values.⁶⁸

The trends in C-H and C-F bond energies of benzene derivatives have also been studied computationally and show very spectacularly that C-F bonds weaken while C-H bonds strengthen with the number of ortho-fluorine substituents.⁶⁷ In Figure 1 the C-F bond dissociation energies are defined relative to the para C-F bond in C_6F_5H and the C-H bonds are shown relative to C-H bond energy for the same molecule. The figure shows that the C-F bond energy decreases by 7.5 kJ/mol for each *o*-fluorine substituent while the C-H bond energy increases by 10.5 kJ/mol for each *o*-fluorine substituent. The meta and para fluorines have a much smaller influence in both cases. The C-H bond energies show a marked clustering into three groups according to the number of *o*-F substituents, but the clustering is less conspicuous for the C-F bond energies. The consequence of these trends is that hydrodefluorination and C-F bond activation become more favorable as the number of *o*-F substituents increases.

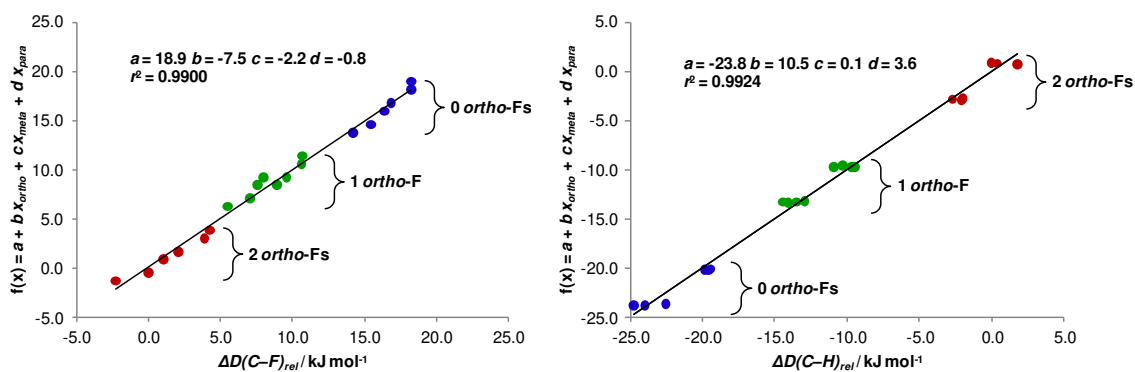


Figure 1. Plots of the best fit to the trends in DFT(BP86) calculated C-F (left) and C-H (right) bond dissociation energies for $\text{C}_6\text{F}_{6-n}\text{H}_n$ ($n = 0-5$). $\Delta D(\text{C-F})_{\text{rel}}$ and $\Delta D(\text{C-H})_{\text{rel}}$ are defined relative to those of $\text{C}_6\text{F}_5\text{H}$ (see text). Reproduced with permission from ref 67. Copyright 2013 Royal Society of Chemistry

Experimental determination of acidity of the C-H bond in fluorinated benzenes is rather limited. Values of the enthalpy of deprotonation of benzene determined in the gas phase by mass spectrometry range from 1663 to 1671 kJ/mol.⁶⁹ A single F substituent decreases the energy of deprotonation of benzene in the gas phase by 56 kJ/mol and a CF_3 substituent decreases it by 57 kJ/mol.⁷⁰ Studies in solution based on proton exchange between a cesium ion pair and a substrate were used to determine $\text{p}K_{\text{a}}$'s. In cyclohexylamine the $\text{p}K_{\text{a}}$'s of benzene, 1,2-difluorobenzene, 1,2,3,4-tetrafluorobenzene, and pentafluorobenzene were determined as 43.0, 34.98, 31.52 and 23.81, respectively, at 34°C.⁷¹ In THF, the $\text{p}K_{\text{a}}$'s of several hydrofluorobenzenes (but not pentafluorobenzene) could be determined at 25 °C with an accuracy of 0.2 $\text{p}K_{\text{a}}$ units (values in red in Figure 2). The effect of fluorine in decreasing the $\text{p}K_{\text{a}}$ was shown to be additive with contributions depending on its position. Thus, F decreases the $\text{p}K_{\text{a}}$ of benzene by 5.2, 3 and 1.4 units for ortho, meta and para positions, respectively, leading to an estimate of the $\text{p}K_{\text{a}}$ of benzene as 44.8 by extrapolation.⁷² Computational studies (B3LYP with large basis set and polarization on all atoms) including the cesium ion pair reproduced the data fairly well after careful calibration (values in black in Figure 2). However, the calculated and experimental $\text{p}K_{\text{a}}$'s differ significantly for 1,2,3,4-tetrafluorobenzene, which is calculated to be less acidic than 1,3,5-trifluorobenzene in contrast to experimental values. This illustrates the difficulties in computing quantitative data on

this topic. The same computational protocol shows the pK_a in DMSO to vary by less than 2 units compared to the value in THF.⁷³ A related computational study was carried out for a full set of hydrofluorobenzenes in DMSO but the values cannot be compared to the experimental values because the cesium ion pair is not included in the protocol.⁷⁴

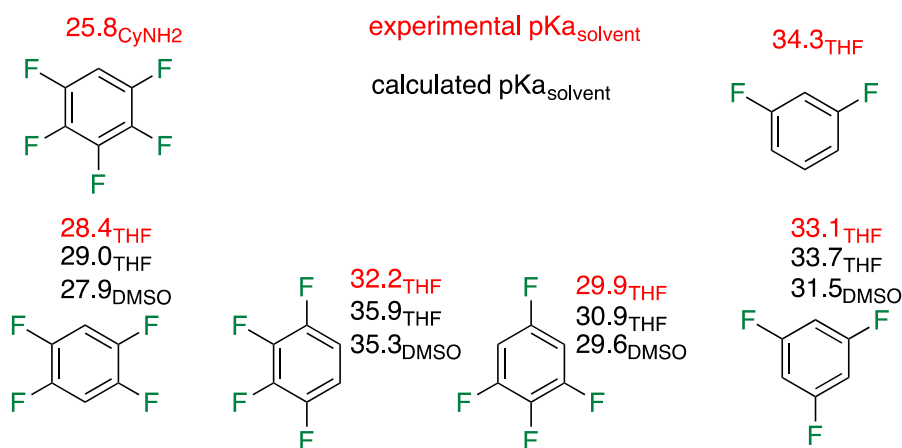
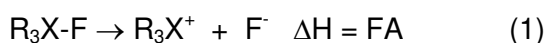
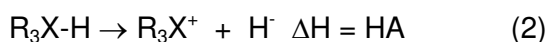


Figure 2. pK_a values of fluorinated benzenes. Experimental (red) for cyclohexylamine $CyNH_2$ solvent,⁷¹ and THF solvent⁷² and calculated (black).⁷³

Hammett σ -constants, which are also useful to describe the influence of fluorine,⁷⁵ have been calculated from the core-electron binding energy of the carbon atom with PW86-PW91 functionals.⁷⁶⁻⁷⁷ The contribution of the acidity to the activation of the C-H bond at metal centers will be discussed in Section 3.2.^{38,78-80}

Heterolytic cleavage of fluorinated species into either R^+ and H^- or R^+ and F^- has been considered by computational studies. Insight into this question was obtained with DFT(M05-2X in the gas phase and in solution) calculations of the affinity for hydride (HA) and fluoride (FA) for a set of carbon- and silicon-based cations in gas phase and chlorobenzene solution.⁸¹ HA and FA are defined in equations 1 and 2.





The calculations show that there are linear relationships between FA and HA for carbocations and Si-cations with slopes that are not far from unity (Figure 3). However, deviations from the correlation line are more frequent for the carbocations than for the silylium cations. The hydride affinity is higher for carbocations than for related silylium systems by an average value of 60 kJ/mol. However, the fluoride affinity is higher for X_3Si^+ than for carbocations with similar substituents but the fluoride affinities of perfluorocarbenium ions far outstrip those of the X_3Si^+ cations. The difference between HA and FA (Δ_{H-F}) is small for the silylium cations but varies widely in the range of 140-240 kJ/mol (33-57 kcal/mol) in favor of the hydride for the carbocations.

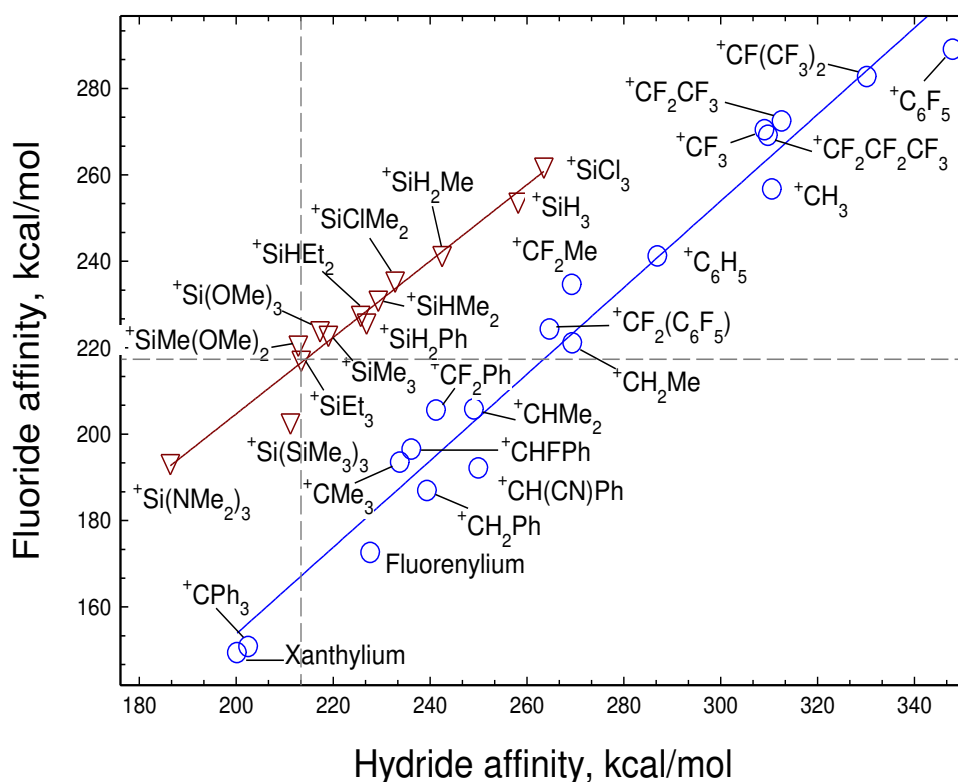


Figure 3. Calculated hydride and fluoride affinities (kcal/mol) of a series of carbenium and silylium cations in the gas phase. Species above the horizontal dashed line have FA greater than $FA(Et_3Si^+)$, and species to the right of the vertical dashed line have HA greater than $HA(Et_3Si^+)$. Reproduced with permission from ref 81. Copyright 2011 Wiley.

For reference, we mention here the positions of nucleophilic attack in typical nucleophilic substitution reactions of partially fluorinated benzenes and fluorinated pyridines.

Pentafluorobenzene typically undergoes substitution at the position para to H; the positions of substitution of less fluorinated benzenes are summarized elsewhere.⁶² The rate of substitution is fastest for pentafluorobenzene and decreases very rapidly for less fluorinated benzenes.

3. ENERGETICS OF C-H AND C-F ACTIVATION AT METAL CENTERS

Bond enthalpies determine the thermodynamic feasibility of a chemical transformation in the gas phase, together with entropy. In the case of organic molecules, considerable information has been accumulated,^{82,83,65} but this is not the case for systems where a transition metal is present.

Determination of absolute values of metal-ligand bond enthalpies is very difficult and some simplifications are often necessary.⁸⁴⁻⁸⁶

There are three important aspects to the thermochemistry of hydrofluorocarbons that are needed for a general understanding of the thermodynamics of hydrofluorocarbon activation. One is the nature and magnitude of the interaction of the whole hydrofluorocarbon with the transition metal complex (Section 3.1), the second concerns the energetics of C-H oxidative addition, including the interaction of hydrofluorocarbyl fragment with the metal fragment after bond activation (Section 3.2) and the third concerns the corresponding energetics of C-F oxidative addition (Section 3.3).

3.1. Energetics of coordination

Quantitative information on the binding energy of fluoroalkanes is limited. No fluoroalkane complex has been isolated and structurally characterized, but spectroscopic information and computational studies indicate that fluoroalkanes interact with the metal center via F rather than via C-H. We present the limited data in section 4.2.1.2. More data has been accumulated for the fluoroarene family – see also the recent review by Pike et al..¹⁵ The binding affinity of fluoroarenes with Cr⁺ ions, probed by radiative association kinetics in the gas-phase using Fourier transform ion

cyclotron resonance mass spectrometry and DFT(B3LYP) calculations, showed that increasing fluorination decreases the binding affinity.⁸⁷ For all 1,2-difluoro substituted arenes, coordination through the F atoms is preferred over that via the π -bond but the decrease in binding energy with the number of fluorine substituents applies to the two coordination modes. With metal-ligand complexes, coordination via the fluorine atoms rather than via the π -arene bond has been reported in several cases. Thus, fluorobenzene and 1,2-difluorobenzene lead to isolable complexes coordinated via either one or two fluorines, respectively with d^0 $\text{Cp}_2\text{Ti}^{\text{IV}}$,²¹ d^0 Cp_2Sc^+ and d^1 Cp_2Ti^+ (but no coordination is observed with d^2 Cp_2V^+).²⁰ DFT(BP86) calculations confirmed the preference for F coordination in these systems and the decrease of binding energy from d^0 to d^1 and to d^2 . With other metal complexes, coordination to the C,C- π -bonds (η^2 - or η^6 -modes) has been observed. Fluoroarenes tend thus to coordinate via F to metal complexes with empty d shells due to the absence of back-donation needed for C-C π -coordination. The same coordination may be obtained for d^n with $n \leq 2$, but π -complexes dominate with higher d occupancy.

A quantitative evaluation of binding energies of several fluorobenzenes to d^8 $[\text{Rh}(\text{tBu}_2\text{PCH}_2\text{CH}_2\text{P}/\text{tBu}_2)]^+$ has been derived from a combination of electrospray ionization mass spectrometry (ESI-MS) and collision induced dissociation (CID) techniques. Increasing the number of fluorine substituents on the benzene decreases the stability of the η^6 -arene complex as shown by the study of the equilibrium (Figure 4).¹⁸

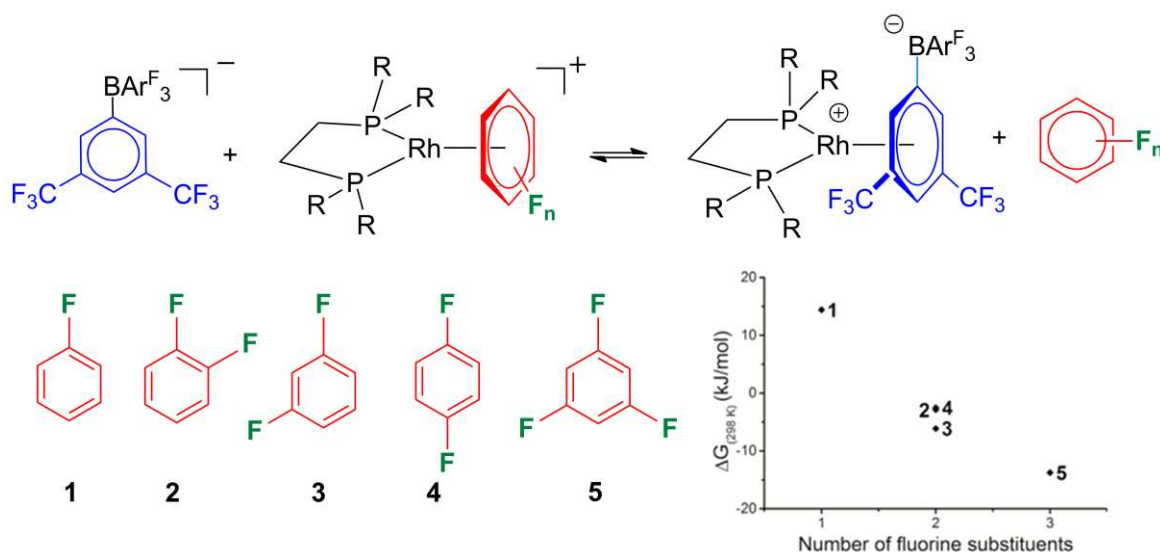


Figure 4. Plot of $\Delta G(298K)$ versus degree of fluorine substitution for the equilibrium shown above. Adapted with permission from ref 18. Copyright 2015 Elsevier.

The binding energy to a given fluorobenzene, as calculated in a d^6 cyclopentadienyl rhenium complex with DFT(B3LYP) method, decreases from η^2 -HC=CH bond to η^2 -HC=CF, and to η^2 -FC=CF (discussed in more detail in section 4.2.2.3).^{16,88} The preference for coordinating the least fluorinated double bond of fluoroarenes is not general. Ni(PEt₃)₂ forms an η^2 -complex with C₆F₅H which could be detected by NMR spectroscopy, but was fluxional even at the lowest temperatures measured. DFT(B3LYP) calculations indicate that the energy of coordination to the C(3)F=C(4)F double bond (numbering starting at C1(H)) is almost equal to that of coordination to the C1(H)=C2(F), but the product of coordination to the C2(F)=C3(F) lies significantly higher in energy. Calculations of the ¹⁹F NMR chemical shifts and comparison with the experiment values support the proposed coordination preferences.¹⁷ A corresponding study was carried out for 1,2,3,4-tetrafluorobenzene and 1,2,3,5-tetrafluorobenzene in which NMR spectroscopy and DFT(B3LYP) calculations were combined to characterize the various species.⁸⁹ Coordination by a single and two Ni(PEt₃)₂ moieties are observed by NMR spectroscopy and the various isomers of these complexes are indicated to be in equilibria, as also supported by calculations. In the case of the monocoordinated complex, coordination to C(H)=C(F) is preferred for 1,2,3,5-tetrafluorobenzene and to C(F)=C(F) for 1,2,3,4-tetrafluorobenzene. These Ni complexes are discussed in more detail in section 4.2.2.5.

A related computational study was carried out for d^{10} Ni(H₂PCH₂CH₂PH₂). In this case, the two arenes C₆H₆ and C₆F₆ form η^2 -complexes with the metal fragment and C₆F₆ binds more strongly than C₆H₆ (by around 20 kJ/mol).⁹⁰ Replacing Ni by Pt decreases the stability of the η^2 -C₆H₆ complex toward dissociation by 32 kJ/mol and decreases that of the η^2 -C₆F₆ complex by 36 kJ/mol. There is a contrast in the effect of fluorination on the binding energy in the

[Rh(*i*Bu₂PCH₂CH₂P*i*Bu₂)]⁺ system compared with M(H₂PCH₂CH₂PH₂) (M = Ni, Pt). Considering the evidence that neutral centers such as CpM(PMe₃) (M= Rh, Ir) form isolable, sublimable η²-C₆F₆ complexes but not η²-C₆H₆ complexes,⁹¹ this switch may be charge controlled.

3.2 Energetics and regioselectivity of C-H oxidative addition

The energetics of an oxidative addition of a C-H bond describe the changes associated with the loss of the C-H bond and the formation of the metal-C and metal-H bond. As mentioned above, determination of the absolute energies of the bonds involving the metal is exceptionally difficult.^{84,86} In addition, the chemist is mostly interested in the energetics of the overall transformation.

Computational studies were carried out by Landis *et al.* to explore whether the concept of intrinsic bond energies could be defined for transition elements.⁹² For this purpose, the first bond dissociation enthalpies for neutral and cationic complexes of the type H_nM-R (R = H, CH₃, C₂H₅, CH(CH₃)₂, C(CH₃)₃, CH₂F, C₂H, C₂H₃, NH₂, OH, F and BH₂) were calculated for all transition elements with DFT(B3LYP) and CCSD(T) calculations and compared with related ion beam mass spectrometry data. This study showed great variations in bond energies across the Periodic Table and indicated that it was not possible to determine intrinsic bond energies in the case of transition metal complexes, since the ligands and their coordination modes influence the values too much.

It has been shown that it is possible to employ kinetic and equilibrium methods to determine the free energies for a series of related reactions. If it is assumed that entropic factors are constant within the series, bond enthalpies for M-X bonds may be estimated relative to a standard. For instance, Bryndza *et al.* were among the first to note that relative M-X bond enthalpies correlate with H-X bond enthalpies, where X was a carbon- or heteroatom-based group.⁹³ Several related studies were published.^{94,95} Large numbers of studies focused on the relationship between M-C and H-C bond enthalpies. Wick and Jones established that there was a linear correlation between the M-C and H-C bond enthalpies with a slope slightly larger than unity in the case of a Rh complex⁹⁶ and a similar result was found for Ti complexes.^{97,98} DFT(B3PW91) calculations reproduced the experimental slopes of these correlations within 4% of the experimental values.

Absolute bond enthalpies were reproduced within 6% for the H-C bonds and relative bond enthalpies for M-C bonds were reproduced within 30 kJ/mol for Rh and within 19 kJ/mol for Ti.⁹⁹ This study indicated that computations can be used as a substitute for experiments when data cannot be obtained and several studies indeed followed.

DFT(B3PW91) calculations were used to determine the energetics of C-H oxidative addition of benzene and fluorinated benzenes Ar^F-H (Ar^F = C₆F_nH_{5-n}, n = 1-5) at a variety of metal fragments that differ by the metal (early to late), the coordination mode and nature of the ligands and the formal oxidation state.^{100,38} These metal fragments were selected as they are models of experimental systems that can undergo oxidative addition with C-H bonds. The calculations correlated the H-C and M-C bond dissociation energies for all possible C-H bonds in the substrates. The calculations indicated that fluorine substituents have a major influence on the energetics of C-H oxidative addition to the metal fragments, and that the determining factor is the number of fluorines ortho to the activated C-H bond. The M-C bond energy is much more sensitive than the H-C bond; thus the M-C bond energy increases by 25-30 kJ/mol while the H-C bond increases by only 10-12 kJ/mol for each ortho fluorine (Figure 5, correlations shown for RhCp(PH₃)). The minor role of the meta and para fluorines is illustrated by the grouping in three sets on the correlation with 0, 1 or 2 ortho fluorines. It is thus possible to write the relative bond dissociation energy $\Delta D(\text{M-C})$ as a linear function of the number *n* of fluorine substituents at the ortho, meta and para positions, where $b \gg a$ or c (equation 3).

$$\Delta D(\text{M-C}) = a + bn_{\text{ortho}} + c(n_{\text{meta}} + n_{\text{para}}) \text{ kJ/mol} \quad (3)$$

The nature of the metal and its substituents has a relatively small influence as shown by the slope $\mathcal{R}^{\text{M-C/H-C}}$ of the correlation which ranges from 1.93 to 3.05. The values of the slope are as follows: ZrCp₂: 3.05, TaCp₂H: 2.52, TaCp₂Cl: 2.08, WCp₂: 2.34, ReCp(CO)₂: 2.25, ReCp(CO)(PH₃): 2.43, ReCp(PH₃)₂: 2.62, RhCp(PH₃): 2.62, RhCp(CO): 1.98, TaCp(PH₃): 2.39, IrCp(CO): 1.93, Ni(PH₂CH₂CH₂PH₂): 2.80 and Pt(PH₂CH₂CH₂PH₂): 2.80.

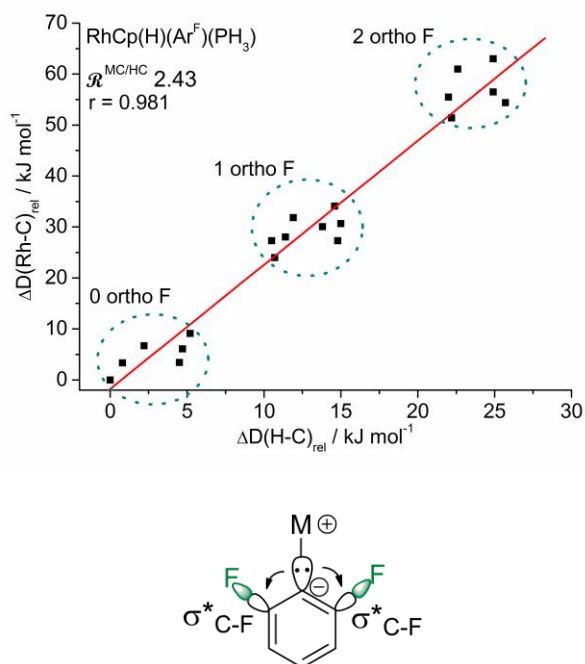


Figure 5. Above: Correlation between the Rh-C bond dissociation energy of $\text{RhCp(H)(Ar}^{\text{F}}\text{)(PH}_3\text{)}$ and the H-C bond dissociation energies of fluorobenzenes. Below: schematic representation of the stabilization of the zwitterionic form of the M-C bond by ortho fluorine. Reproduced from ref 38.

Copyright 2009 American Chemical Society

The origin of the ortho-fluorine effect revealed by these correlations is not fully understood⁹² but the larger ionic character of the M-C bond relative to the H-C bond is likely to be an important factor. This ionic character results in a negative charge at the ipso carbon of the M-aryl bond, which is stabilized by fluorine substituents especially at the ortho position where hyperconjugation is effective as shown by the lengthening of the C-F bonds (see schematic representation of the lone pair on the carbanion to the C-F σ^* orbitals in Figure 5). This stabilization adds to the electron-withdrawal effect, which influences all carbons and decreases from ortho to para carbons. These computations offered an interpretation of the selectivity of the C-H activation ortho to the C-F bond for which there are many manifestations. One of the best illustrations is the reaction of 1,3-difluorobenzene with $\text{CpRh(PMe}_3\text{)}$ where all possible isomers are formed initially at low temperature by activation of the various C-H bonds. On warming, all isomers with zero or one

fluorine ortho to the Rh-C bond isomerize to a unique product in which the Rh-C bond lies ortho to two fluorine substituents as shown in Figure 6.^{28,35}

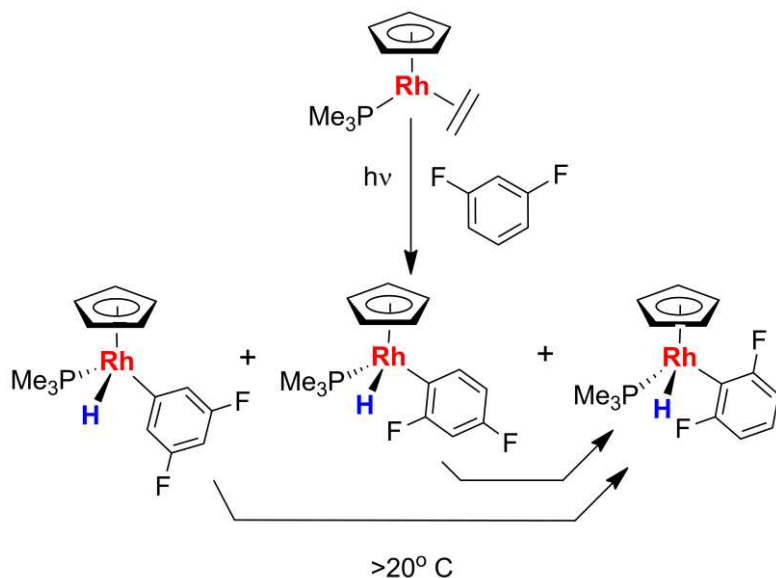


Figure 6. Preference for ortho fluorine at [CpRh(PMe₃)]. Adapted from ref 35. Copyright 2011 American Chemical Society

Furthermore, the quantitative aspect of the correlation, in terms of the value of the slope, was tested on Tp^RRhH(Ar^F)(CNCH₂CMe₃), where the experimental value of the correlation slope $\mathcal{R}^{\text{M-C/H-}}^{\text{C}}$ of 2.14 could be advantageously compared to the calculated value of 1.96.²⁹ Similar results were obtained with other metal fragments.¹⁰¹ These studies highlight the large impact of a fluorine substituent on the C-H bond dissociation energy.

The impact of the M-C bond energy of the product on the transition state for the C-H bond activation was also discussed. Since the C-H, M-H and M-C bonds are partially cleaved or made at the transition state, the energy relationship described between reactants and products may also apply to the transition state and therefore to the kinetics. This concept was first considered in the C-H activation reactions of fluorobenzenes at [CpRe(CO)₂]. In this reaction, the C-H oxidative addition yields *cis*-[CpRe(CO)₂(H)(Ar^F)] which transforms into the more stable *trans*-

[CpReH(Ar^F)(CO)₂]. The activation energies and the relative energies of the cis and trans products are separated into groups with 0, 1 and 2 ortho fluorines (Figure 7).⁸⁸ Selectivity of C-H bond activation was also observed in the arylation reactions of fluorinated arenes where only an M-C bond is made since the H atom does not transfer to the metal (Section 5). Two factors were put forward, the acidity of the activated C-H bond^{79,32} and the energy of the M-C bond being made.⁷⁸ These two factors run in parallel since the most acidic C-H bond and the strongest M-C bond being formed both lie ortho to fluorine. At this stage, it is not easy to separate the two factors.

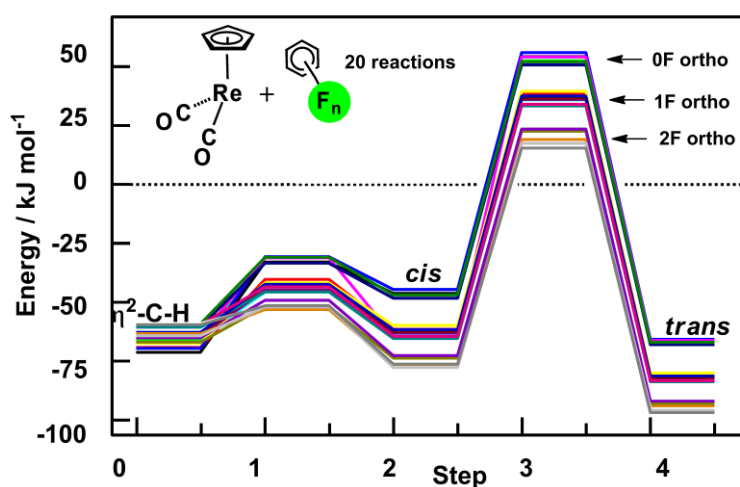


Figure 7. DFT(B3PW91) calculated electronic energies (kJ/mol) of steps on the pathway for reaction of all possible fluorobenzenes C₆F_nH_{6-n} (n = 0-5) starting from CpRe(CO)₂(η²-C-H-Ar^FH) to *trans*-CpReH(Ar^F)(CO)₂. Each line represents the pathway for one of the 20 possible complexes. The energy zero is taken as the isolated reactants. Note that the activation energies follow the energies of the products in falling into groups with 0, 1 or 2 F_{ortho}. Adapted with permission from ref 88. Copyright 2003 Royal Society of Chemistry.

In rare cases, in particular when the product of C-H addition is in equilibrium with another compound, it was possible to obtain experimental values of the thermodynamics of the C-H addition step. Ni(PEt₃)₂(η²-C₆F₅H) is in equilibrium with the C-H oxidative addition product Ni(PEt₃)₂(H)(C₆F₅) and the analysis of the NMR data gave a ΔG⁰_(303K) of 3.3 ± 0.4 kJ/mol in pentane. DFT (B3LYP) calculations give a slight exoergicity of 8 kJ/mol in the gas phase. This

disagreement between experiment and calculations is within the recognized limit of accuracy especially when solvent effects are not included in the calculations.¹⁷ An equilibrium between the C-H oxidative addition product and the Ni-coordinated fluorobenzene complexes was also shown to occur in the reaction of 1,2,4,5- and 1,2,3,5-tetrafluorobenzenes with Ni(PEt₃)₂. In this case the formation of Ni-H complex is also marginally endoergic relative to the coordinated Ni⁰ adduct.⁸⁹ More details on these reactions will be given in Section 4.2.3.3 on nickel.

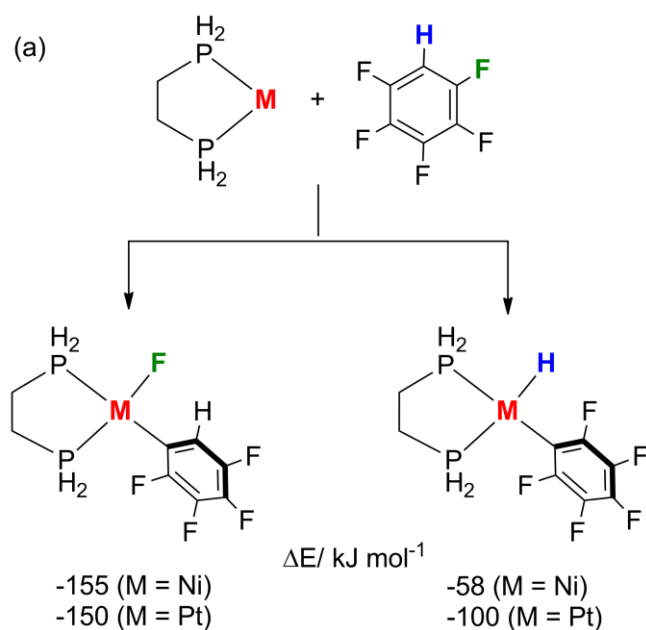
3.3 Energetics and regioselectivity of C-F oxidative addition

Twenty years ago, the authors of this review, on describing some of the failures to activate the C-F bond by molecular transition metal complexes, wrote “*It is tempting to postulate that these failures to effect C-F activation can be explained by it being thermodynamically unfavorable and to point to the observation that C-F bonds are about 120 kJ/mol stronger than the C-H bonds. (...) However, the validity of this argument is questionable since metal fluorine bond energies are unknown.*”¹⁰² From the experimental side, the situation remains unchanged but computationally determined values are now considered as more reliable.¹⁰³ This section will thus be based essentially on this approach.

Early computations (B3LYP) of the C-F oxidative addition of CH₃F to 3-coordinate M(X)(PH₃)₂, M = Rh, Ir, X = H, CH₃, Cl), considered as models of relevant transition metal complexes, showed that the reaction was exothermic.¹⁰⁴ This result was extended in a DFT(B3LYP) study of the oxidative addition of 1,4-difluorobenzene with CpRh(PH₃) and Os(PH₃)₂(CO), as illustrated by the greater stability of the isomer with the M-F bond.¹⁰² The determination of the transition state for bond activation in the case of CpRh(PH₃) gave an energy barrier for C-H bond activation about 100 kJ/mol lower than for C-F bond activation. DFT and limited CASSCF calculations of the α -X (X = H, F) isomerization from RuCl(CH₂X)(PH₃)₂ to RuCl(X)(CH₂)(PH₃)₂ showed that the product of α -X migration is thermodynamically favorable for both X (especially at the CASSCF level). The reaction has a significantly higher barrier for X = F,

which was attributed in part to the repulsion between the occupied metal d orbitals and the F lone pairs at the transition state.¹⁰⁵

Moreover, computational studies show how much the metal matters in determining the relative thermodynamics of C-H vs. C-F activation. The oxidative addition of d^{10} $M(\text{PH}_2\text{-CH}_2\text{CH}_2\text{-PH}_2)$ ($M = \text{Ni, Pt}$) to pentafluorobenzene starts with η^2 -coordination of the arene to the metal and proceeds via C-H or C-F bond activation to yield a square planar d^8 M^{II} complex. The results from the DFT (B3LYP) calculations show that C-F oxidative addition is more favorable than C-H oxidative addition by ca. 100 kJ/mol for $M = \text{Ni}$ and by ca. 50 kJ/mol for $M = \text{Pt}$ (Figure 8).⁹⁰ If one includes the fact that the oxidative addition barriers are lower for Ni than Pt, the consequence of these features are that both C-H and C-F bond activation can be observed with Ni but that C-F bond activation would not be observed with Pt. The repulsion between the occupied d orbitals of the metal and the lone pairs of fluorine has been proposed as an interpretation of these results. Even if bonds are longer with Pt, the more diffuse character of this metal in comparison to Ni leads to larger repulsion with the neighboring fluorine lone pairs.



(b) In general:

Weaker η^2 -coordination to Pt than Ni

C-F oxidative addition strongly exothermic

C-H oxidative addition: Pt more exothermic than Ni

Bond strength

$D(\text{Pt-F}) < D(\text{Ni-F})$

$D(\text{Pt-H}) > D(\text{Ni-H})$

Figure 8. (a) Thermodynamics of reaction of M(dhpe) with pentafluorobenzene with calculated ΔE C-H and C-F activation at M(dhpe) (dhpe = H₂PCH₂CH₂PH₂, M = Ni, Pt) , (b) general differences between nickel and platinum (adapted for (a) from ref 35 and (b) from ref 90). Copyright American Chemical Society, 2011 and 2004, respectively

The corollary of exothermic C-F oxidative addition of aromatic C-F bonds is that reductive elimination is endothermic. However, we now know that this is not always the case. It has been shown that reductive elimination of Ar-F is possible from higher oxidation state palladium, Pd^{IV}(Ar)F.^{106,107} Similarly, there is strong evidence that reductive elimination of C-F is possible from Cu^{III} complexes by reaction of a macrocycle including an Ar-X (X = Cl or Br) bond with Cu^I and AgF. In this process, Cu^I reacts with the macrocycle undergoing oxidative addition to form a Cu^{III}-Cl complex that is converted to Cu^{III}-F before reductive elimination occurs to form an Ar-F bond.¹⁰⁸ DFT(B3LYP) calculations indicate that the reductive elimination step is exothermic by 17 kJ/mol. In a simpler reaction, aromatic boronate esters have been fluorinated using an electrophilic fluorinating agent in the presence of Cu^I and AgF, implicating reductive elimination from Cu^{III}F(Ar)(OTf)(NCtBu).¹⁰⁹ Further related reactions have been described using Cu^{II}(OTf)₂ reagents and KF.¹¹⁰ It has also been reported that C-F reductive elimination is possible from 3-coordinate T-shaped Pd^{II}F(Ar)L where L is a phosphine that blocks the fourth site on square-planar Pd (though there may be an agostic interaction at the fourth position).^{111,112}

The regioselectivity of C-F oxidative addition has also been highlighted in several studies. Pentafluorobenzene typically undergoes C-F activation at the position para to H, just as in nucleophilic substitution reactions of functionalized pentafluorobenzenes,⁴⁴ but there are notable exceptions such as its reaction with Ni(PEt₃)₂(η^2 -anthracene).¹⁷ The C-F activation of 2,3,5,6-tetrafluoropyridine has also been studied extensively, revealing several reactions which are selective for the 2-position.⁴⁴ Since C-F oxidative addition is exoergic and irreversible, the selectivity can be assumed to be kinetic in origin.

4. SURVEY OF STOICHIOMETRIC REACTIONS WITH HYDROFLUOROCARBONS

4.1 Reactions of Metal Atoms and Ions.

The reactions between neutral or charged atoms and fluorinated aliphatic or aromatic molecules in the gas phase or in matrices have been studied by a combination of spectroscopic techniques and calculations (various DFT methods and high level correlated wave function methods). These reactions should inform of the intrinsic reactivity pattern of a naked element (neutral or charged depending on the techniques) towards activation of bonds in representative molecules in the absence of any interaction with other chemical systems such as the solvent. However, the solvent and the coordinated ligands have a major influence so that the pattern of C-H/C-F selectivity established in the gas phase for bare atoms and ions does not transfer fully to metal complexes in solution. On the same lines, computations show that it is not possible to obtain intrinsic M-X bond energies because of the large influence of the other groups and ligands coordinated to the metal as described in section 3.2.⁹²

4.1.1. Neutral metal atoms. Ablation of metal surfaces by a focused laser beam produces atoms that react with simple molecules under further excitation. The resulting products have been studied mostly by combining IR spectroscopy in low temperature matrices with DFT(B3LYP) calculations. (Note that there are differences in nomenclature between the solution and gas-phase literature. Where solution chemists would use *oxidative addition*, gas-phase chemists use *insertion*. Similarly, *complex formation* or *coordination* or *adduct*, as used by inorganic chemists, is replaced by *clustering* in the physical chemistry literature.) A large number of studies with early transition metals showed that activation of the C-F bond is systematically preferred. In the reactions of CH₃F with Ti, Zr, and Hf,¹¹³⁻¹¹⁵ the metal inserts into the C-F bond to yield (CH₃)MF and there is no trace of insertion into the C-H bond. However, the C-H bond can be cleaved after the formation of (CH₃)MF. Thus a reversible photochemical reaction is observed in which (CH₃)TiF forms CH₂=TiHF by H α -migration. The Zr analogue, CH₂=ZrHF, which is trapped in argon matrix in singlet and triplet states behaves similarly. In the reaction with Hf, CH₂=HfHF in its singlet state was the only product detected.¹¹⁶ It was thus suggested that the reaction follows the same pathway as for Ti and

Zr and that undetected CH₃-Hf-F yielded the observed methylene complex via α -H migration. The reaction of the same group 4 metal atoms with CH₂F₂ and CHF₃ yielded CHF=MF₂ and HC-MF₃ in a triplet state for M = Zr and Hf.¹¹⁷ CASSCF-MRMP2 calculations were carried out to determine the mechanism of formation of (CH₃)MF in the case of M = Zr.¹¹⁸

With later metals of the Periodic Table, C-H and C-F activation are in competition. For instance the reaction of atomic Pt with CH₃F gives C-H and C-F insertion products to yield (CH₂F)Pt(H) and (CH₃)PtF.¹¹⁹ Analysis of the relative intensities of vibrational modes suggests that four times as much (CH₃)PtF is formed as (CH₂F)PtH and that migration of one of the CH₃ hydrogens to the metal is associated with the reverse migration of F yielding more (CH₂F)PtH. This latter complex is calculated to be 40 kJ/mol more stable than (CH₃)PtF. Analysis of bond energies suggests that Pt-H and Pt-F bond energies are similar and that the greater stability of (CH₂F)PtH is due to the larger C-F strength. DFT(B3LYP) and single point CCSD(T) computations show that the coordination of CH₃F to (³D and ¹S) Pt is marginally stabilizing and that insertion of Pt into the C-F is energetically facile and exoergic.¹²⁰ Migration of H from the methyl group to Pt has a very low energy barrier and the subsequent reverse F migration from the metal to the ligand has an accessible transition state and is energetically favorable.

4.1.2. Cationic metal ions. The reaction of cationic species with aliphatic (usually CH₃F) and fluorinated aromatic hydrocarbons has been studied by mass spectrometry. The group of Schwarz used Fourier transform ion cyclotron resonance¹²¹ for the study of selected lanthanide ions with a variety of fluorinated molecules. The Bohme group used Inductively Coupled Plasma/Selected Ion Flow Tube (ICP/SIFT) tandem mass spectrometry to study the reaction of CH₃F with the entire set of lanthanide ions (except Pm⁺).¹²² The same group also studied the reaction of CH₃F with 46 ions including early to late transition metals and main group ions.²⁴

4.1.2.1. Lanthanide ions. With lanthanide cations (Ln⁺) the predominant primary reactive channel is the activation of the C-F bond and the formation of M-F⁺. The efficiency of the reaction, studied with CH₃F as the substrate, was shown to depend significantly on the nature of the lanthanide (Figure 9).¹²² The influence of the substrate was studied with a selection of lanthanide ions. Selective activation of the C-F bonds was observed for fluoromethane, 1,1-difluoroethane,

hexafluorobenzene, and fluorobenzene. However, trifluoromethane and perfluorinated alkanes compounds such as tetrafluoromethane, hexafluoroethane do not react with any of the lanthanide ions.¹²³ Thus, C-F bond activation predominates for sp^3 as well as sp^2 carbon but the efficiency of the reaction depends on the metal as shown in Figure 9 in the case of a study with CH_3F . Two mechanisms, insertion-elimination and the harpoon mechanism were proposed but are unlikely to be distinguishable on the basis of rate measurements. They can differ by the correlations that can be established with some properties of the metal ions (Scheme 2).¹²²

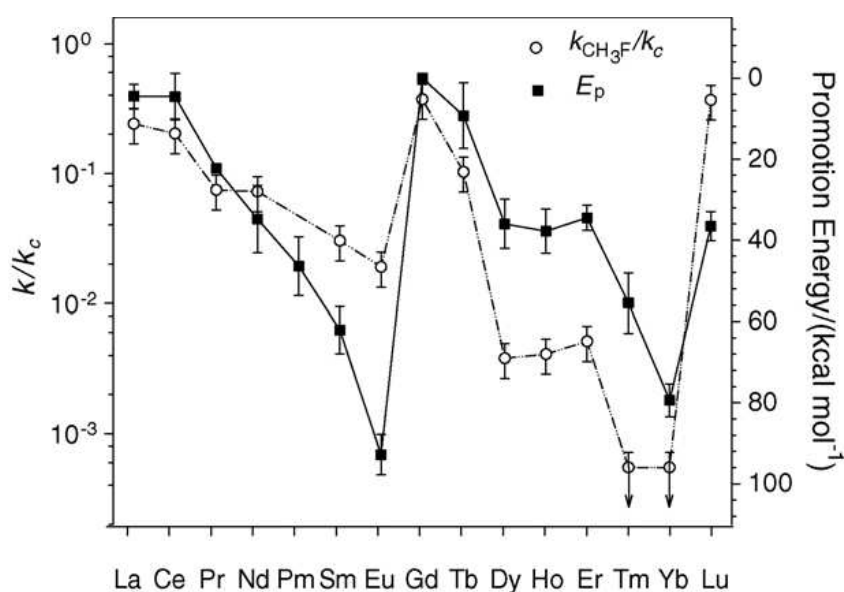
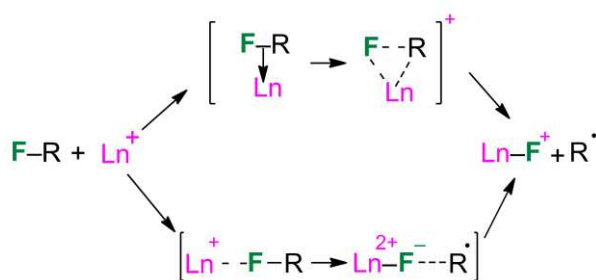


Figure 9. Reaction efficiency (open circles and left ordinate axis) and the promotion energy of Ln^+ to the $5d^16s^1$ electron configuration (filled squares and right ordinate axis in kcal/mol). Reproduced with permission from ref 122. Copyright 2005 Elsevier.

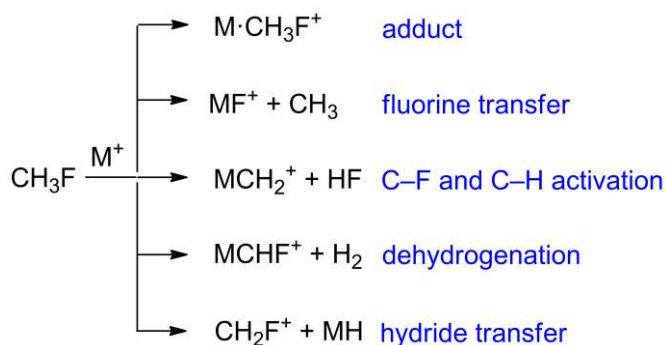
Scheme 2. Proposed mechanisms for the reaction of a lanthanide ion with a hydrofluorocarbyl (top) insertion-elimination, (bottom) harpoon mechanism



A key aspect of the harpoon mechanism is that it requires an electron transfer from the lanthanide Ln^+ to F-R through the encounter complex $[\text{Ln}\dots\text{F-R}]^+$. A consequence is that the efficiency of the reaction should depend on the second ionization energy (I_2) of the metal atom. ACPF and CCSD(T) calculations using a calcium ion as model for the lanthanide and CH_3F as the substrate confirmed that the harpoon mechanism applied in this case.¹²⁴ The presence of a correlation between the efficiency of the reaction and I_2 was shown in the initial study where only a limited number of lanthanide ions were used.¹²³ However, inclusion of all lanthanide ions showed that this correlation was not valid and a better correlation was obtained with the promotion energy to the first $5d^16s^1$ electron configuration of the ion (Figure 9).¹²² It was concluded that the insertion-elimination mechanism should not be ignored. As will be mentioned in Section 4.1, the energy barrier of the harpoon mechanism may not entirely account for the global rate so that the lack of relationship between the rate and I_2 may have a variety of origins.¹²⁵ DFT(B3LYP) computational studies of the reaction of La^+ and Lu^+ with CH_3F confirmed that the two mechanisms proposed in Scheme 2 are in competition.^{126,127} A study including the lanthanide ions from Ce^+ to Yb^+ showed that the harpoon and insertion mechanisms are feasible for all ions.¹²⁸ As proposed by Bohme *et al.*, it is possible that different substrates can prefer different mechanisms. A computational study of the reaction of CH_3F and $\text{C}_6\text{H}_5\text{F}$ with Ce^+ and Ho^+ rationalized the higher rate of reaction observed for the fluoroarene by showing that a stabilizing interaction between the arene π system and the metal lowers the transition for the harpoon mechanism.¹²⁹ Furthermore, the activation of the carbon-halogen bond is specific to fluorine since no reaction was observed in the case of $\text{C}_6\text{H}_5\text{Cl}$. This lack of reactivity was attributed to the absence of an encounter complex between $\text{C}_6\text{H}_5\text{Cl}$ and Ln^+ .¹³⁰

4.1.2.2. Non-lanthanide atomic ions. The systematic study of the reaction of CH₃F with 46 atomic ions, the fourth-period atomic cations from K⁺ to Se⁺, the fifth period atomic cations from Rb⁺ to Te⁺ (excluding Tc⁺) and the sixth period atomic cations for Cs⁺ to Bi⁺, gives a broad perspective on the activation of naked atomic ions.²⁴ Five reactive channels were observed in varying amounts with different atomic ions (Scheme 3).

Scheme 3. The five primary reactive channels describing the reactions between a non-lanthanide atomic ion and CH₃F (Adapted from Ref 24; Copyright 2006 American Chemical Society)



Primary reaction channels were observed corresponding to F transfer, CH₃F addition, HF and H₂ eliminations; hydride transfer was obtained only with the excited state of some ions. Early transition metal ions are more reactive than late metal ions and further display a preference for F abstraction. Coordination of CH₃F is preferred from Mn⁺ to Ga⁺, Ru⁺ to Te⁺, and Hg⁺ to Bi⁺ as well as Re⁺. Elimination of HF is the major channel for As⁺ while dehydrogenation dominates the reactions of W⁺, Os⁺, Ir⁺, and Pt⁺. Thus, the sixth period atomic cations have the striking feature that they favor the dehydrogenation channel as a primary reaction. The hydride transfer occurs only in small quantities in the primary reaction. In a number of cases, multiple reactions occur yielding several F transfers and CH₃F additions as well as other reactions such as hydride transfer. The overall reactivity for the primary channels (excluding the minor competing channels associated with excited states of the ions) is schematically represented by the periodic graphic in Figure 10.

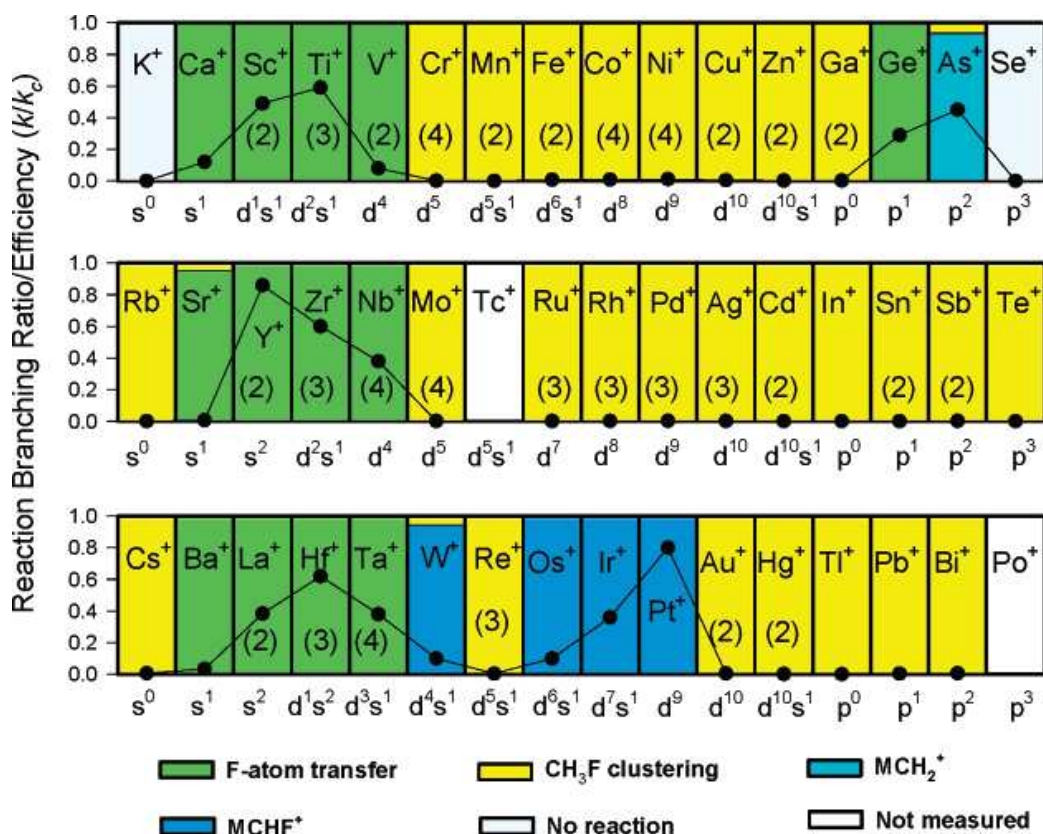


Figure 10. Periodic variations observed in the efficiencies, k/k_c (represented as solid circles), for reactions of atomic cations with methyl fluoride, where k represents the measured reaction rate coefficient, and k_c is the calculated collision rate coefficient. Also indicated are the observed reaction channels and the electron configurations of the atomic cations. Note that the term *clustering* in the physical chemistry literature is equivalent to *complex formation* or *coordination* as used by inorganic chemists. The numbers in parentheses indicate the number of sequential reactions of the same type. Trace amounts ($\leq 12\%$) of MCH_2^+ that were observed in the reactions of Os^+ , Ir^+ , Pt^+ , and Au^+ have not been included since these may be formed from excited M^+ . Reproduced from ref 24. Copyright 2006 American Chemical Society.

A benchmark study of the level of theory required to evaluate the activation energy was carried out for the reaction of Pd with CH_3F where only C-F activation occurs.¹³¹ A total of 26 functionals were compared using CCSD(T) and the relativistic effect represented at the highest

level (all electrons, 4-component Dirac-Coulomb approach) as the reference. This study shows that numerous functionals performed well and highlighted the need for a very rich basis set on the metal including *f* and *g* functions. The concerted oxidative addition is shown to be preferred to the S_N2 reaction. Overall, all calculations cited in the following paragraph used appropriate methods.

As shown above, the C-H bond can be activated in the reaction of non-lanthanide ions with CH_3F . Several experimental and computational studies have been carried out to search for the factors that control the selectivity. Reactions of $\text{Au}^+(^1\text{S})$ and $\text{Au}^+(^3\text{D})$ with CH_3F were carried out in a drift cell in He at room and low temperatures in order to show the influence of the electronic state of the ion on the outcome of the reaction.^{24,132} Ground state $\text{Au}^+(^1\text{S})$ has two reaction channels, one where a coordination adduct $[\text{Au}(\text{CH}_3\text{F})]^+$ is formed and one where HF is eliminated and AuCH_2^+ is formed. Excited state $\text{Au}^+(^3\text{D})$ also eliminates HF presumably via formation of $^3\text{AuCH}_2^+$. It initiates a second reaction sequence with CH_3F^+ yielding ultimately CH_2F^+ . DFT(B3LYP) exploration and CCSD(T) single point calculations contributed to understand the influence of Au^+ electronic state on the nature of the reaction.²⁷ $\text{Au}^+(^1\text{S})$ and CH_3F form adducts via either F or one of the C-H bonds, the latter being less stable by about 50 kJ/mol. These two adducts lead to HF elimination in a multi-step process. The reaction with the lowest energy barrier corresponds to the C-H activation, which starts at the C-H coordinated Au^+ adduct. With $\text{Au}^+(^3\text{D})$, only the C-H adduct is found to be stable and this adduct leads to C-H activation ultimately yielding H_2 and AuCHF^+ .

The DFT(B3LYP) computational studies of the reactions of Ir^+ with CH_3F highlighted the diversity of elementary steps that can occur. Although the adduct between CH_3F and Ir^+ is bound by way of the fluorine atom, the activation of the C-H bond is calculated to occur with lower energy transition states than that for C-F activation. The outcome of these activations is either the elimination of H_2 or of HF, the former having lower energy barriers and being more exothermic than the latter by 15 kJ/mol. For elimination of HF, the initial activation is that of the C-H bond. Reaction pathways have been identified for various spin states of the metal.¹³³

High level CASSCF-MRMP2 calculations were carried out for the reaction of Ru^+ with CH_3F .¹³⁴ No favorable channels for the insertion of the cation into the C-H bond could be detected but stable products resulting from the oxidative addition of Ru^+ to the C-F bond activation were

obtained for all electronic states of Ru^+ studied. The formation of RuF^+ and CH_3 was found to be endothermic so that CH_3RuF^+ is the preferred product. Related calculations with neutral Ru showed that the insertion of the metal into the C-H bond is only possible for excited states of the metal while ground state of Ru yields the oxidative addition product, CH_3RuF .¹³⁵

One remarkable result of the comprehensive exploration of metal-ion reactions with CH_3F by Bohme *et al.* was that formation of H_2 was obtained with metals of the sixth period. This was addressed computationally by Kim *et al.* with a combination of DFT(PBE0), CASSCF and DKH2 methods to consider the scalar relativistic effect. They showed that inclusion of the spin-orbit coupling (SOC) in the potential energy surface leads to a negligible energy barrier (< 8 kJ/mol) for the insertion of Os^+ into the C-H bond, while the energy barrier remains for insertion into the C-F bond. A full study of the reaction pathway established that indeed the elimination of H_2 is the favored product.¹³⁶ Not all heavy metals will be associated with large SOC and facilitate the C-H bond activation. Thus, Re^+ has a small SOC due to its electron configuration $5d^26s$ (^7S state) and consequently coordination to CH_3F is preferred (Figure 10). The results obtained for the effects of SOC on atomic metal ions are not transferable to coordinated metal complexes. Calculations show that the SOC depends significantly on the ligand coordination and oxidation state of the metal. SOC increases as the singlet-triplet gap decreases, the latter gap being smaller for less coordinated metal complexes. Thus, SOC is smaller at the transition state for oxidative addition to ligated metal complexes of Pt^0 and Ir^I , and the C-H activation barriers increase with SOC as shown by calculations at the CASSCF and CASPT2 levels.¹³⁷

A computational study also tried to simulate the rate of reactions of metal ions with CH_3F in order to get more insight on the controlling factors.¹²⁵ The study focused on C-F activation at Sc^+ , Ti^+ , V^+ and Zn^+ where F abstraction is observed for the three first ions and coordination of CH_3F for the last (Figure 10). Combining DFT (mPW1K functional and QZVPP basis set) electronic calculations and a RRKM approach gave a preference for the harpoon mechanism. It showed that it was not possible to neglect the exothermic coordination between M^+ and CH_3F and the endothermic separation between the final product M-F^+ and CH_3 in order to describe the global rate of reaction. It was concluded that this was one of the reasons that the correlation between the rate

of reaction and the second ionization energy of the metal fails. Finally, the lack of reaction with Zn^+ was shown to be due to the low affinity of Zn^+ for fluoride anion.

Dehydrohalogenation was observed by mass spectrometry in the reaction of Sc^+ , Ti^+ , V^+ , Fe^+ , Co^+ , and Ni^+ with 1-fluoronaphthalene. An unusual loss of C_2H_2 was obtained with Sc^+ .¹³⁸

4.2 Reactions in Solution

4.2.1 Reactions with Aliphatic Hydrofluorocarbons. Overall the number of studies of the reaction of fluoroalkanes or CF_3 groups with transition metal complexes in solution is modest.

4.2.1.1 Lanthanides and metals of groups 3 to 5. The monomeric metallocene cerium hydride $\text{Cp}'_2\text{CeH}$ ($\text{Cp}' = 1,2,4\text{-tri-}t\text{-butylcyclopentadienyl}$) reacts instantaneously with CH_3F , but more slowly with CH_2F_2 to give $\text{Cp}'_2\text{CeF}$ and CH_4 in each case.¹³⁹ The reaction is thus formally a net H for F exchange. The cerium hydride complex reacts very slowly with CHF_3 to give $\text{Cp}'_2\text{CeF}$, H_2 and 1,2,4- and 1,3,5-tri-*t*-butylbenzene and does not react at all with CF_4 . In the case of the reactions of CH_3F and CH_2F_2 , the formation of intermediates $\text{Cp}'_2\text{CeCH}_2\text{F}$ and $\text{Cp}'_2\text{CeCHF}_2$ was inferred from the non-metal products which derive from the trapping of CH_2 and CHF , respectively, by the solvent. Thus, the formation of $\text{Cp}'_2\text{CeF}$ is initiated by selective C-H bond activation of the fluoroalkanes. DFT(B3PW91) calculations indicated that a σ -bond metathesis reaction between Ce-H and C-F bonds via a 4-membered transition state has high energy barriers for all fluoromethane substrates (Figure 11). A two-step reaction was shown to be preferred: deprotonation of CH_3F by the hydride yields H_2 and an intermediate containing a $\text{Ce}(\eta^2\text{-CH}_2\text{-F})$ moiety. This intermediate has a carbenoid CH_2 group that inserts into H_2 to form CH_4 and the cerium fluoride complex in the rate determining step. The corresponding transition state lies at higher energy for CH_2F_2 and no transition state could be located for CHF_3 (Figure 11). This mechanism accounts for the trapping of carbenes. It is also supported by the isolation and characterization of a related carbenoid intermediate $\text{Cp}'_2\text{CeCH}_2\text{OR}$.¹⁴⁰

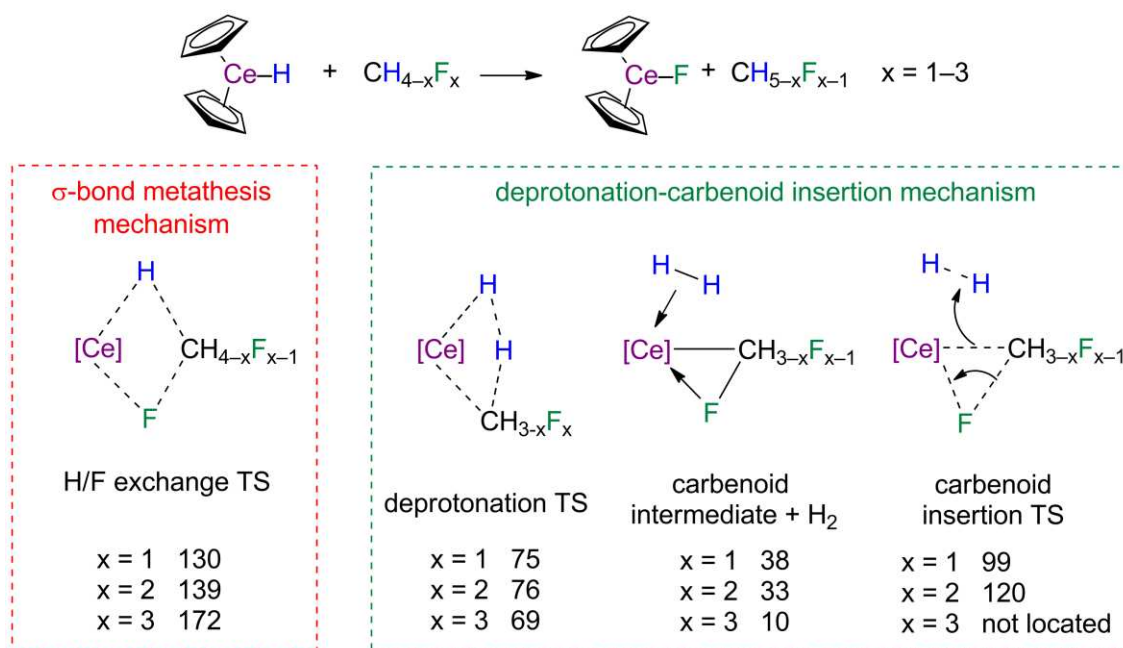


Figure 11. Mechanisms explored by DFT calculations (free energies in kJ/mol) for the reaction of fluoroalkanes with bis(cyclopentadienyl)cerium hydride since Cp' was modeled by C₅H₅. The zero of free energy corresponds to Cp₂CeH + substrate. Information taken from ref 139.

The reaction of Cp'₂CeCH₂Ph with CH₃F yields the metathetical exchange products Cp'₂CeF and CH₃CH₂Ph.¹⁴¹ Labeling studies show that the methyl group of CH₃F is transferred intact, excluding a mechanism involving activation of the C-H bond of CH₃F. DFT(B3PW91) computations excluded the traditional σ-bond metathesis mechanism via a 4-center transition state. They suggested a transition state (Figure 12) in which the benzyl group interacts with the metal only by way of the arene group. This liberates the methylene group from the interaction with the metal with a consequent increase in its nucleophilicity. CH₃F interacts with the cerium center via F, which activates the methyl group towards a nucleophilic substitution. Thus, concerted formation of the C-C bond, cleavage of the C-F bond and formation of the Ce-F bond becomes possible.

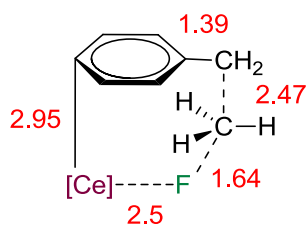
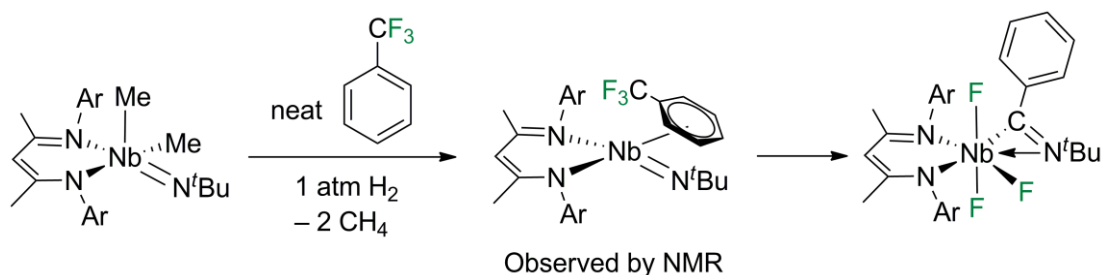


Figure 12. Schematic representation of the transition state for the reaction of $\text{Cp}'_2\text{CeCH}_2\text{Ph}$ with CH_3F to form $\text{Cp}'_2\text{CeF}$ and $\text{CH}_3\text{CH}_2\text{F}$. Adapted from ref 141. Copyright 2010 Royal Society of Chemistry

$\text{Cp}^*_2\text{ZrH}_2$ ($\text{Cp}^* = \eta^5\text{-C}_5\text{Me}_5$) reacts with primary, secondary and tertiary monofluorinated aliphatic hydrocarbons to give Cp^*_2ZrHF and/or $\text{Cp}^*_2\text{ZrF}_2$ and alkane quantitatively through a radical chain mechanism. The rate decreases in the order primary to tertiary and is also greatly reduced by the presence of CF_2H and CF_3 groups on the hydrocarbon.^{142,143} The behavior of $\text{Cp}^*_2\text{HfH}_2$ resembles that of $\text{Cp}^*_2\text{ZrH}_2$ but with reduced reactivity.¹⁴⁴ The alkylidyne titanium complex $(\text{PNP})\text{Ti}\equiv\text{C}^t\text{Bu}$ ($\text{PNP}^- = \text{N}[2\text{-P}(\text{CHMe}_2)_2\text{-4-methylphenyl}]_2$) generated by elimination of neopentane from the alkylidene precursor dehydrofluorinates 1-fluorohexane and fluorocyclohexane.³⁹ The terminal olefin product is identified spectroscopically in the case of 1-fluorohexane. More information on the reactions of this titanium complex is presented in Section 4.2.2.2.

All three C-F bonds in CF_3 -substituted arenes are activated by a niobium imido complex as shown in Scheme 4.⁴³ NMR spectroscopy revealed the intermediacy of an Nb^{III} arene with C-F bonds that were still intact. DFT(B3LYP) calculations show a strongly exergonic pathway avoiding a concerted oxidative addition step and with no significant energy barrier to product. The calculations suggest a two-step reaction initiated by an F abstraction with Nb bonded to the aryl and not to the $\text{CF}_2\text{-Ph}$ moiety. A 1,3 shift generates the Nb- $\text{CF}_2\text{-Ph}$ bond. The two subsequent C-F activations appear to occur stepwise. Attempts to extend this chemistry to non-aromatic CF_3 groups led to intramolecular reactivity of the Nb complex. This activation of an $\text{sp}^3\text{-C-F}$ bond is thus specific to the presence of an arene group.

Scheme 4. Selective activation of the CF₃ group (Adapted from ref 43; Copyright 2013 American Chemical Society)



4.2.1.2 Metals of group 6 and groups 9-11. While complexes of various metal fragments with hydrocarbons have been studied extensively, few studies concerned the coordination of fluorinated hydrocarbons. Fluoroalkanes have the potential to bind weakly to a metal complex with an empty coordination site through a C-H bond or through a lone pair on F, as was explored with photogenerated $[W(CO)_5]$.²³ This study gave gas-phase equilibrium constants between this metal carbonyl complex and CH_3F and C_2H_5F . Fluoromethane is more strongly bonded (around 48 kJ/mol) to W than methane (< 20 kJ/mol). Increasing the number of fluorines decreases the binding energy: the binding energy of CH_2F_2 is estimated to be ca. 20 kJ/mol and CHF_3 is found not to coordinate to the metal. Fluoroethane forms a complex bound by around 50 kJ/mol whereas CH_3CF_3 does not bind. The nature of the atoms of the substrates involved in the interaction with the metal could not be determined and the authors presumed that the interaction was via a C-H bond.¹⁴⁵ An ab-initio computational study of complexes of CH_3F , CH_2F_2 and CHF_3 with $W(CO)_5$ showed that the fluoroalkanes are bonded via the fluorine rather than by C-H and reproduced the decrease of bond dissociation energy with the increasing number of fluorines with BDE values of 58, 43 and 30 kJ/mol, respectively (at the MP2-BSE corrected level) in good agreement with the experimental values.²⁵ At the same time, time-resolved spectroscopy confirmed that 1-fluorohexane binds to F in preference to C-H in $(1-C_6H_{13}F)W(CO)_5$.²³

Fluoroalkanes such as CH_3F , CH_2F_2 and CH_3CF_3 undergo C-H oxidative addition exclusively in the reaction with the unsaturated $Tp^*Rh(CNneopentyl)$ complex to yield $Tp^*Rh(CNneopentyl)(R)(H)$.¹⁴⁶ The kinetic selectivity was established to be $CH_3F > CH_3CF_3 >$

CH₂F₂, all of them being slower than CH₄. This was attributed to the steric effect of the fluorine atoms on the carbon of the activated C-H bond. This study of the kinetics and thermodynamics of oxidative addition of R-H revealed that the presence of fluorine atoms on the alkyl group R increases the Rh-R bond dissociation energy (see section 3.2). Due to the preference for activating a primary C-H bond, the reaction of 1-fluoropentane occurs selectively at the carbon that is more remote from the fluorine atom.¹⁴⁷

The reactions of the Ir^I pincer complex (^tBu⁴PCP)Ir(NBE) (NBE = norbornene) with CH₃F and with benzyl fluoride give products that derive formally from the insertion of the metal into the C-F bond, but proceed via an initial C-H bond activation (Figure 13).⁴² The corresponding reaction with CHF₃ yields the C-H oxidative addition product, followed by HF elimination to form the difluorocarbene complex. The hypothesis of initial C-H activation proposed for CH₃F, is supported by the intermediates characterized in the reaction of CHF₃. In addition, DFT(M06) calculations show that the reaction pathway initiated by the C-H bond activation is a multi-step process, in which the highest transition state at 69 kJ/mol is associated with the α -fluorine migration. In contrast, the transition state for oxidative addition of the C-F bond is ca. 130 kJ/mol. This mechanism accounts for the formation of an alkene via C-H bond activation followed by β -fluorine elimination in the reaction with ethyl and isopropyl fluoride. The mechanism proposed by Goldman in which the C-H activation is the initial step for the C-F activation is closely related to that proposed for the cerium complex with CH₃F in Section 4.2.1.1.¹³⁹ In related chemistry of a rhodium complex,¹⁴⁸ (ⁱPr⁴PNP*)Rh(TBE) (TBE = *t*-butyl ethylene, ⁱPr⁴PNP* = *i*Pr₂PC₆H₃Me-N-C₆H₃MeP*i*Pr₂) was reacted with CHF₃ and C₂H₅F at 80° give Rh=CF₂ and Rh=CF(CF₃), respectively. No intermediate is observed in this reaction with CHF₃, which may indicate that dissociation of TBE is the rate-limiting step. Presumably, the reactions occur with a similar mechanism to those of the Ir complex.

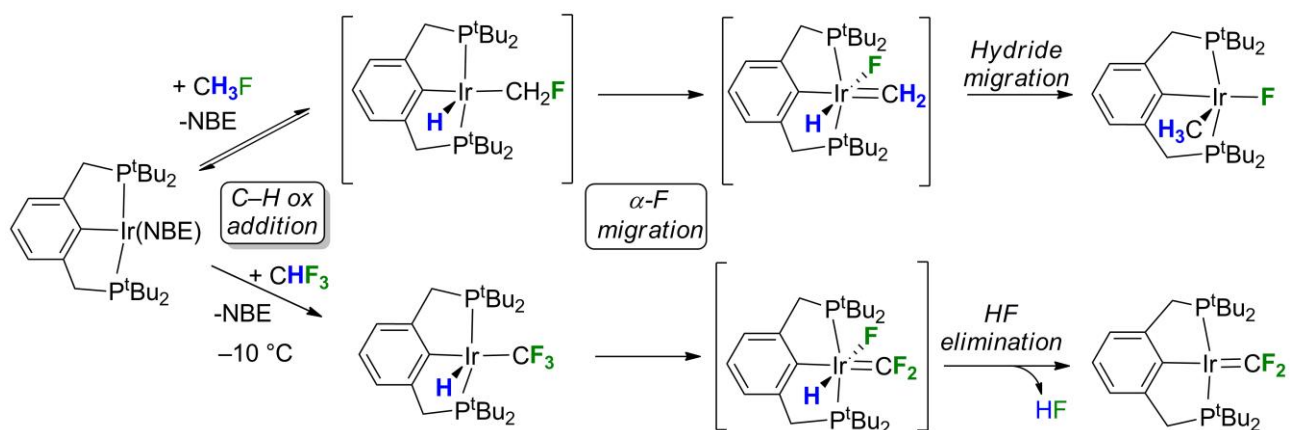
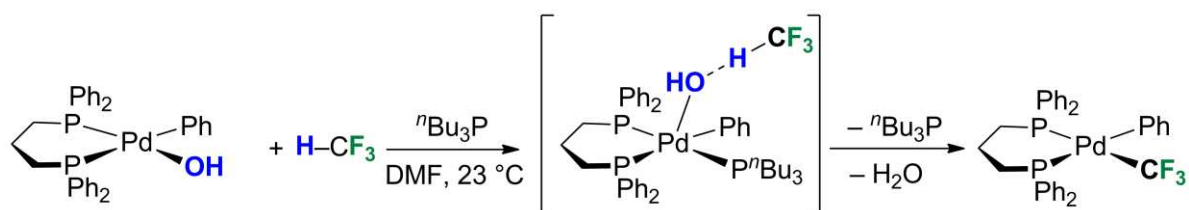


Figure 13. Proposed mechanism for oxidative addition of $\text{CH}_3\text{-F}$ (above) and CHF_3 (below) to $(t\text{Bu}_4\text{PCP})\text{Ir}$. Adapted with permission from ref 42. Copyright 2011 American Association for the Advancement of Science.

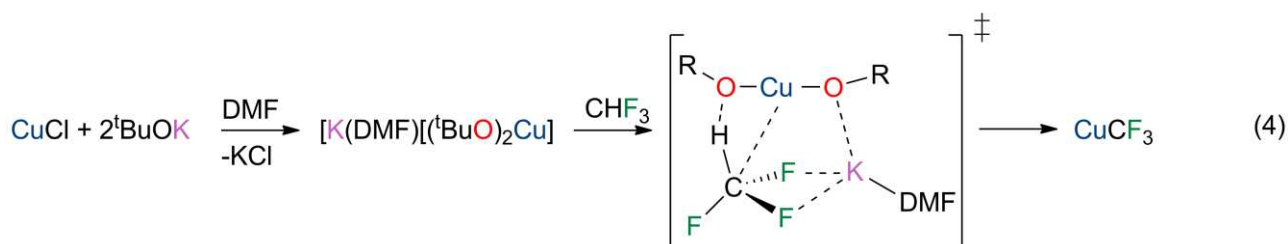
The C-H bond is also activated selectively in the reaction of the Pd^{II} hydroxy complex shown in Scheme 5.¹⁴⁹ In this case, a phosphine (${}^n\text{Bu}_3\text{P}$) serves as a Lewis base promoter for the deprotonation of CHF_3 by the OH group. DFT(M06L) computations suggest that the phosphine activates the OH group by coordinating to the metal. The computed free activation barrier of ca. 90 kJ/mol is compatible with the observed rate.

Scheme 5. Activation of the C-H bond of CHF_3 by a Pd^{II} complex (Adapted from Ref¹⁴⁹ Copyright 2013; American Chemical Society)



Fluoroform CHF_3 was activated exclusively via C-H bond cleavage when treated with CuCl and MOR ($\text{M} = \text{K}, \text{Na}$, 2 equiv) (equation 4).¹⁵⁰ The reaction involves the formation of alkoxycuprates $\text{Cu}(\text{OR})_2^-$ yielding CuCF_3 at room temperature and 1 bar. It was shown that neither

CF_3^- nor CF_2 mediate the Cu-CF_3 bond formation but that the counter ion plays a critical role since cryptands inhibit the reaction. A DFT(B97D) study of the reaction mechanism shows that the transition state is maintained at low energy by a network of non-covalent interactions which also contribute to increase the acidity of the C-H bond of fluoroform through the $\text{K}\dots\text{F}$ interactions (equation 4).¹⁵¹



4.2.2 Intermolecular Reactions with Aromatic Hydrofluorocarbons

4.2.2.1. Lanthanides. The reaction of $\text{Cp}'_2\text{CeH}$ with partially and fully fluorinated benzene was studied in C_6D_6 .¹⁵² The reaction with C_6F_6 yields $\text{Cp}'_2\text{CeF}$, H_2 and tetrafluorobenzene which was trapped by C_6D_6 . An intermediate $\text{Cp}'_2\text{Ce}(\text{C}_6\text{F}_5)$ was isolated and its X-ray structure reveals a C_6F_5 group κ^2 -bonded to the metal via a Ce-C bond and a donor-acceptor $\text{F}\rightarrow\text{Ce}$ interaction. The reaction of $\text{C}_6\text{F}_5\text{H}$ with $\text{Cp}'_2\text{CeH}$ yields $\text{Cp}'_2\text{CeF}$, H_2 , and tetra- and trifluorobenzene. One of the intermediates was identified as $\text{Cp}'_2\text{Ce}(2,3,5,6\text{-C}_6\text{F}_4\text{H})$, the other intermediate being dinuclear $\text{Cp}'_2\text{Ce}(2,3,5,6\text{-C}_6\text{F}_4)\text{CeCp}'_2\text{ns}$. Direct H/F exchange (Figure 14) was disregarded on the basis of DFT(B3PW91) calculations as no transition state could be located. Instead, a rather unusual mechanism was proposed involving coordination of the fluorobenzene ring via one of the fluorines and activation of an $\alpha\text{-C-F}$ bond by the hydride. At the transition state, the activated HF moiety is H-bonded to Ce while it is F-bonded in the product. It was noted that the cerium-bonded hydrogen was only weakly negatively charged and that most of the negative charge was located on the aryl ring at this transition state. This favors the simultaneous formation of the Ce-C and H-F bonds; subsequent release of HF leads to the observed intermediate $\text{Cp}'_2\text{Ce}(\kappa^2\text{-C}_6\text{F}_5)$. Activation of the C-F bond in this intermediate yields C_6F_4 . Alternatively, protonation of the Ce-C bond by HF yields

$\text{Cp}'_2\text{CeF}$ and $\text{C}_6\text{F}_5\text{H}$ that itself reacts to yield H_2 (observed) and C_6F_4 and $\text{C}_6\text{F}_3\text{H}$ (C-F activation). Pentafluorobenzene reacts with the Ce-H through coordination of the F ortho to the C-H-bond, activation of the C-H bond by way of proton transfer to the cerium hydride and formation of H_2 . In these reactions the C-H activation is associated with a lower energy barrier than the C-F activation but the final distribution of products is not determined by the relative energy barriers of these two events.

In a subsequent study, various partially fluorinated benzenes were reacted with $\text{Cp}'_2\text{CeH}$.¹⁵³ The regiochemical principle that emerges from this study is that when a choice of isomers is available, the observed product has fluorine atoms ortho to the Ce-C bond, whether this achieved by C-H or by C-F activation. This preference is in agreement with the analysis of the metal-carbon bond dissociation energies presented in section 3. The elementary reactions that comprise the net reaction are consistent with the postulate that the stereochemistry of the product is determined by the change in free energy of the net reaction rather than the activation energy of the elementary reactions which are proposed to have comparable values for C-H and C-F. In particular, this is illustrated by the irreversible rearrangement in the solid state of $\text{Cp}'_2\text{Ce}(2,3,4,5\text{-C}_6\text{HF}_4)$ where the Ce-C bond lies ortho to a single fluorine to $\text{Cp}'_2\text{Ce}(2,3,4,6\text{-C}_6\text{HF}_4)$ in which the Ce-C bond lies ortho to two fluorines.

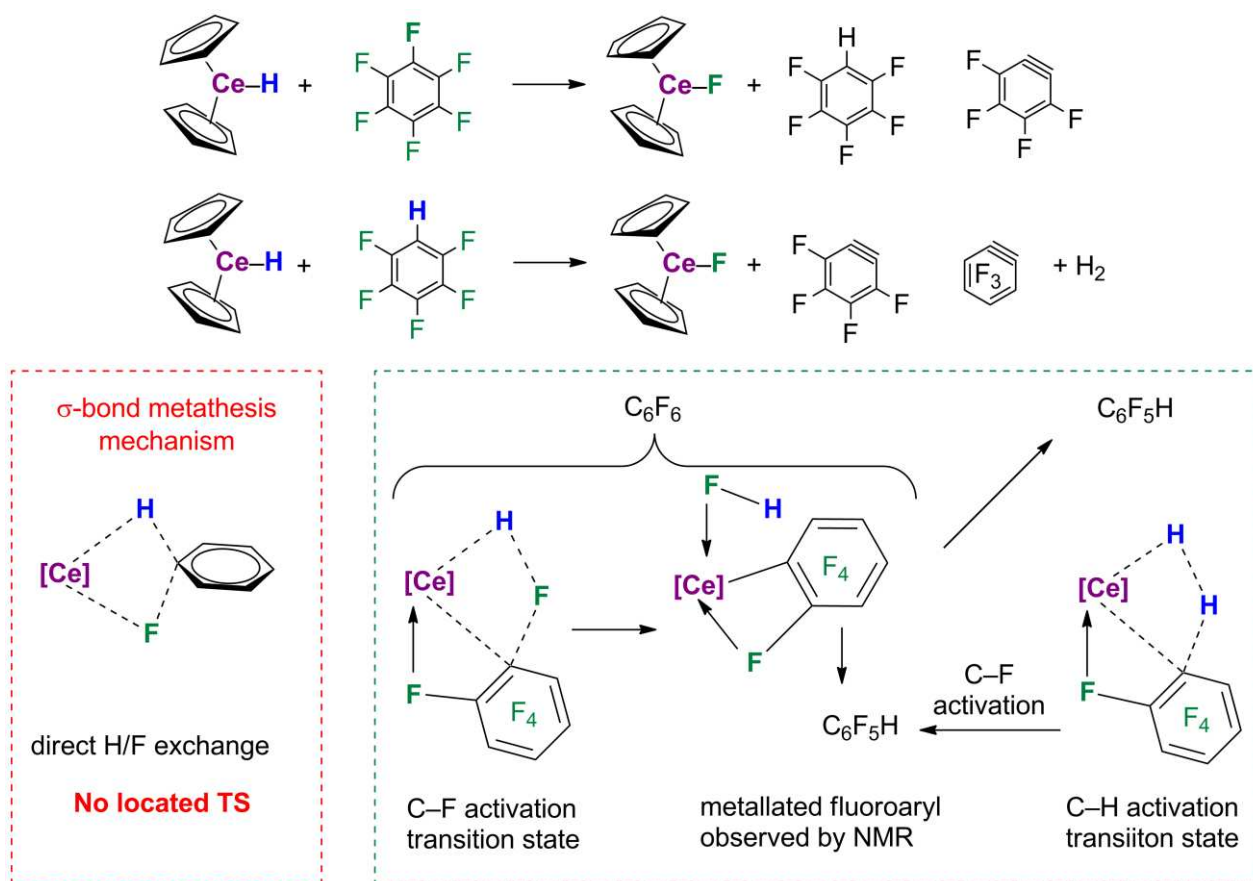


Figure 14. Above: reactions of C_6F_6 and C_6F_5H with Cp'_2CeH . Below: mechanisms and transition states. Adapted from ref 152. Copyright 2005 American Chemical Society

4.2.2.2. Early transition metals of groups 3 to 6. The C-F activation reactions of group 4 elements have been reviewed.⁵⁶ Of particular interest is the formation of isolable complexes of κ^1 -*F*-fluorobenzene and κ^2 -*F,F*-1,2-difluorobenzene with Cp^*_2M cations: $[Cp^*_2Sc(\kappa^1-F-FC_6H_5)_2]^+$, $[Cp^*_2Ti(\kappa^1-F-FC_6H_5)]^+$, $[Cp^*_2Sc(\kappa^2-F,F-1,2-F_2C_6H_4)]^+$, $[Cp^*_2Ti(\kappa^2-F,F-1,2-F_2C_6H_4)]^+$.²⁰ A related fluorobenzene complex of Ti^{IV} $[(nacnac)Ti=NAr(\kappa^1-F-FC_6H_5)]^+$ has also been described.²¹

A base stabilized ketiminato scandium complex with a terminal imido ligand forms a reactive intermediate after loss of the coordinated Lewis base.¹⁵⁴ This intermediate reacts with partially fluorinated benzenes to form scandium anilido fluoride complexes indicating that both C-H and C-F bonds have been activated. The reaction rates depends on the substrate: fluorobenzene < 1,4-difluorobenzene \approx 1,3,5 trifluorobenzene < pentafluorobenzene. A computational study (B3PW91)

of the reaction pathway, calculated for C₆H₅F shows initial coordination of the hydrofluoroarene to Sc via F followed by proton transfer and Sc-aryl bond formation. C-F activation, which is associated with the highest transition state of the reaction, occurs via β-F migration as in the cerium complex described above.

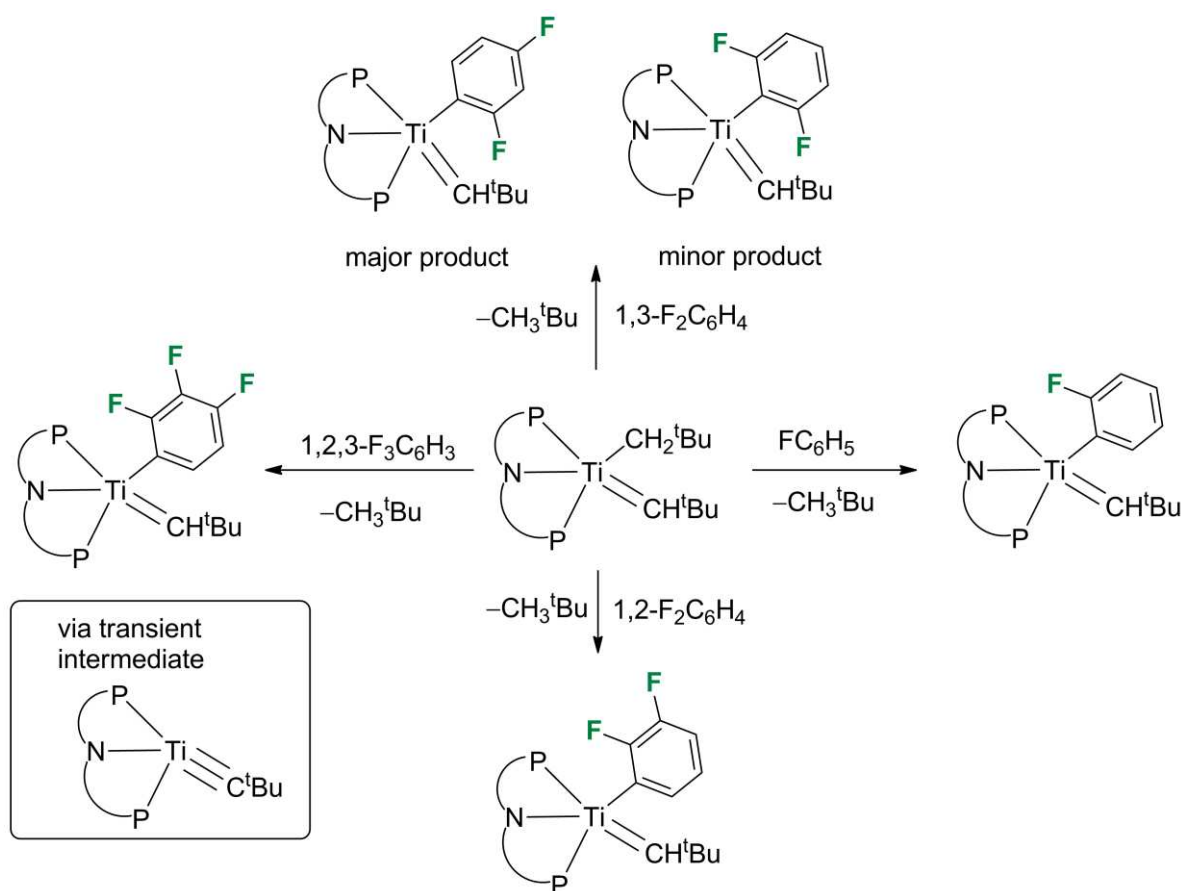
Activation of C-H and C-F bonds has also been observed with metallocene derivatives. Although Cp₂Ti{η²-C₂(SiMe₃)₂} reacts with pyridine to form C-H activation products, the corresponding reaction with 2-fluoropyridine yields a dinuclear titanium fluoride.¹⁵⁵ In contrast, zirconium analogues, Cp₂Zr{η²-C₂(SiMe₃)₂}(THF) react with tetrafluoropyridines to form mononuclear products of C-H bond activation, Cp₂Zr{C₂(SiMe₃)₂H}(C₅NF₄).¹⁵⁶

Cp*₂ZrH₂ reacts with fluorobenzene (1 equiv) under hydrogen to form Cp*₂Zr(H)F, benzene and Cp*₂Zr(C₆H₅)F in a 1:1:0.75 ratio. An intermediate formed by loss of H₂ is identified as the C-H activation product, Cp*₂Zr(2-C₆FH₄)H; this reaction is shown to be reversible. On heating in the absence of H₂, this complex isomerizes to Cp*₂Zr(C₆H₅)F; arguments are presented to support isomerization via the *o*-benzyne complex Cp*₂Zr(H)(F)(C₆H₄). The formation of Cp*₂Zr(H)F and benzene is postulated to occur by direct nucleophilic attack by hydride on the aromatic ring (S_NAr2) and fluoride abstraction by zirconium. The reaction with 1-fluoronaphthalene is faster and the hydride intermediate is not observed.¹⁴² The hafnium analogue Cp*₂HfH₂ reacts with 2-fluoropyridine and 3-fluoropyridine to form C-F activation products, Cp*₂Hf(H)F and Cp*₂HfF₂.¹⁴⁴

The alkylidyne titanium complex (PNP)Ti≡C^tBu (PNP⁻ = N[2-P(CHMe₂)₂-4-methylphenyl]₂) generated by elimination of neopentane from the alkylidene precursor reacts with a series of partially fluorinated benzenes to form products by 1,2-C-H addition, (PNP)Ti(alkylidene)(fluorophenyl).³⁹ Initial elimination of neopentane generates a titanium alkylidyne complex (still with a d⁰ configuration) that undergoes the 1,2-C-H addition. The reactions are selective for C-H bonds ortho to fluorine, though the major product from 1,3-difluorobenzene has Ti ortho to a single fluorine (Scheme 6). All of these products react on heating to form the titanium fluoride (PNP)Ti(alkylidene)F and organic products derived from the resulting benzyne. The C-H activation reaction with fluorobenzene was first order in [Ti]. Competition reactions

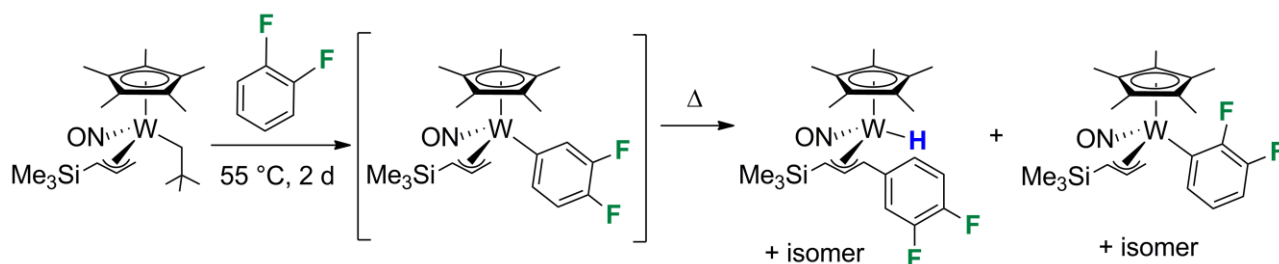
between benzene and fluorobenzene show no significant preference for one substrate and both reactions have negligible kinetic isotope effects. The ortho-selectivity may result from activation of a random C-H bond, followed by ring-walking to the preferred position. The C-F activation reaction has a free energy of activation that is estimated to be ca. 20 kJ/mol higher than that for C-H activation at 298 K. DFT(B3LYP) calculations suggest that C-H activation proceeds via a κ -F-fluorobenzene adduct. In contrast, reactions of the same alkylidyne complex with 2-fluoropyridine or 2,4-difluoropyridine form titanium fluoride complexes by cycloaddition with no sign of C-H activation. Exploration of the hypothetical C-H activation pathway shows that C-H activation has a higher barrier and yields a less thermodynamically stable product than C-F activation.¹⁵⁷

Scheme 6. 1,2-C-H addition reactions of titanium alkylidyne complex with fluorinated benzenes (Adapted from Ref 39; Copyright 2009 American Chemical Society)



The reactions of niobium imido complexes (β -diketiminato)Nb(=N^tBu)(η^6 -C₆H₆) with partially fluorinated benzenes Ar-F yield C-F activation products (β -diketiminato)Nb(=N^tBu)(Ar)F.¹⁵⁸ Similarly, TpW(NO)(PMe₃)(η^2 -C₆H₆) reacts with fluorobenzene to form TpW(NO)(PMe₃)(Ph)F with no sign of a C-H activation product or of TpW(NO)(PMe₃)(η^2 -C₆H₅F).¹⁵⁹ In contrast, the reactions of Cp*W(NO)(CH₂^tBu)(η^3 -CH₂CHCHSiMe₃) with fluorobenzenes Ar^F-H yield only C-H activation products Cp*W(NO)(Ar^F)(η^3 -CH₂CHCHSiMe₃) (Ar^F = C₆F₅, 1,4-C₆F₂H₃) releasing neopentane. The reaction with 1,2-C₆F₂H₄ yields a mixture of Cp*W(NO)(C₆F₂H₃)(η^3 -CH₂CHCHSiMe₃) with the tungsten ortho to a C-F bond and Cp*W(NO)(H){ η^3 -CH(C₆F₂H₃)CHCHSiMe₃} in which the C₆F₂H₃ substituent lies meta to the C-F bond (Scheme 7). The latter product is formed preferentially.¹⁶⁰

Scheme 7. Reactivity of Legzdins' tungsten complex toward 1,2-difluorobenzene (Adapted from Ref 160 Copyright 2012; American Chemical Society)



To summarize the reactivity of group 3-6 complexes toward fluorinated aromatics as far as it is known, many of the reactions result in C-F activation but C-H activation may also occur on making quite small changes to the ligand set. The most striking C-H bond activation reactions are the 1,2-addition reactions of (PNP)Ti \equiv C^tBu and the reactions of Cp*W(NO)(CH₂^tBu)(η^3 -CH₂CHCHSiMe₃) that occur irreversibly by elimination of neopentane.

4.2.2.3. Groups 7 and 8. The 18-electron complexes CpRe(CO)₃, Cp*Re(CO)₃, and their dinitrogen analogues (η^5 -C₅R₅)Re(CO)₂(N₂) are reactive towards partially fluorinated benzenes under photochemical conditions (the N₂ complexes exhibit higher quantum yields). The reactions generate three types of product **A-C** containing Re and fluoroaryl (or fluoroarene) groups in a 1:1

ratio that vary systematically with the Re precursor and the fluoroarene. Additional products of types **D-F** are formed with different ratios of Re : fluoroaryl (Scheme 8).^{16,161-163} Product types **A** and **E** require η^2 -coordination of the fluoroarene and offer choices between CH=CH, CH=CF and CF=CF coordination in the cases of partially fluorinated arenes. Product type **B** requires a η^5 -C₅Me₅ precursor and involves C-F bond activation of the fluoroarene and abstraction of a hydrogen from a methyl group to form (η^6 -C₅Me₄CH₂)Re(CO)₂(C₆F₅) and HF, with the formation of HF giving the reaction a strong thermodynamic driving force. Product type **C** effects C-H activation of the fluoroarene. The dramatic changes in the product distribution are shown in Table 2 and originate in substantial part from the extra strength of metal-aryl bonds with ortho-fluorine substituents as discussed in Section 3.

Scheme 8. Product types from photo-reactions of fluorinated arenes with CpRe(CO)₂ and Cp*Re(CO)₂ precursors

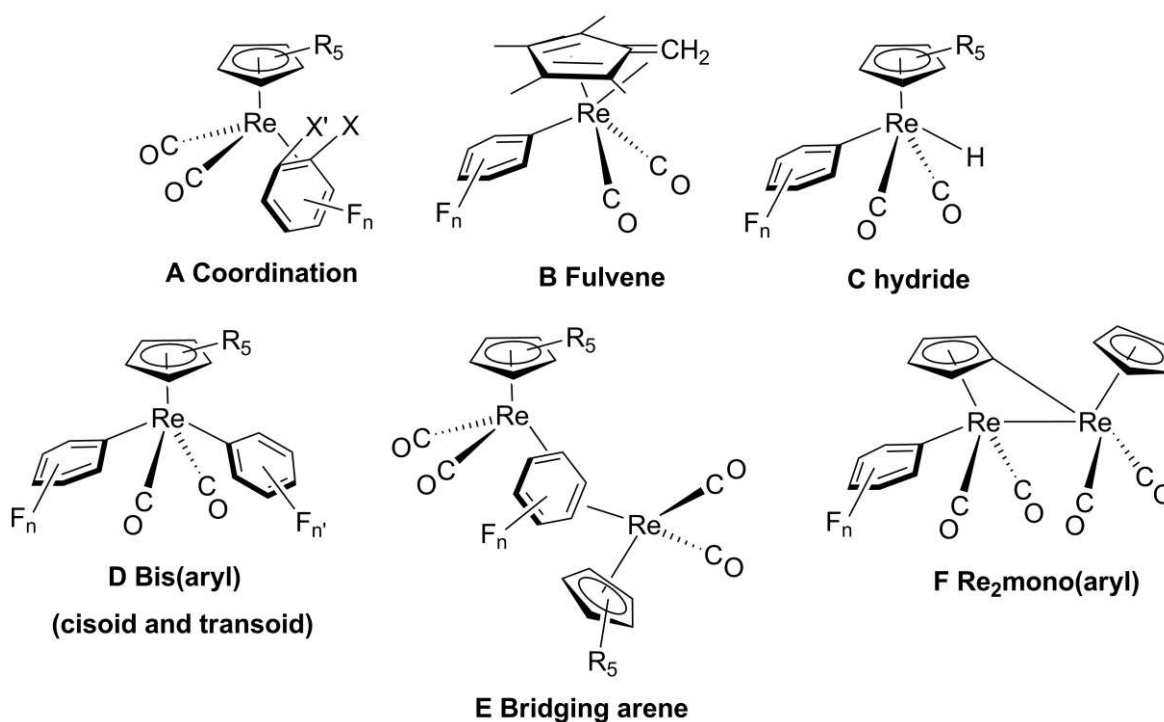


Table 2. Product distribution of CpRe(CO)₂ and Cp*Re(CO)₂ toward fluoroarenes (1:1 products only)

Fluoroarene	Product type Cp	Product type Cp*	Reference
C ₆ F ₆	A	B	161,162
C ₆ F ₅ H	C	B and C	163
1,2,4,5-C ₆ F ₄ H ₂	C	B and C	163
1,3-C ₆ F ₂ H ₄	-	C^a	100
1,4-C ₆ F ₂ H ₄	A and C	A and C	16
C ₆ H ₆	-	A	164

^a Only Cp*Re(2,6-C₆F₂H₃)H(CO)₂ product

We first consider products of type **A-C** and highlight the contrast between the reactivity of Cp and Cp* precursors toward hexafluorobenzene. Whereas irradiation of CpRe(CO)₃ yields the (η^2 -arene) complex of type **A**, the corresponding reaction with the Cp* analogue results in a product of type **B**.^{161,162} When one or two hydrogens are introduced into the substrate as C₆F₅H or 1,2,4,5-C₆F₄H₂, the Cp complex gives a C-H activation product of type **C** while the Cp* analogues gives a mixture of types **B** and **C**.¹⁶³ The reactions with 1,4-C₆H₄F₂ yield products of type **A** and **C** with both Cp and Cp* precursors.¹⁶ Independent synthesis of the hydride Cp*ReH(2,5-C₆F₂H₃)(CO)₂ at low temperature shows that it converts to Cp*Re(η^2 -1,4-C₆F₂H₄)(CO)₂ on warming, demonstrating that the η^2 -arene complex is the thermodynamic product and the hydride is the kinetic product. The difluorobenzene in Cp*Re(η^2 -1,4-C₆F₂H₄)(CO)₂ is coordinated by the CH=CH bond only. DFT(B3LYP) calculations show a preference for CH=CH coordination over CH=CF coordination of around 18 kJ/mol. EXSY measurements show that this complex undergoes an intramolecular [1,4] metallotropic shift to form the degenerate isomer coordinated by the alternative CH=CH bond. The

calculations have shown that this is, in reality, a multi-step process involving three [1,2]-shifts. Thermal decomposition of $\text{Cp}^*\text{Re}(\eta^2\text{-1,4-C}_6\text{F}_2\text{H}_4)(\text{CO})_2$ leads to a dinuclear product of type **E** that exhibits both $\text{CH}=\text{CH}$ and $\text{CH}=\text{CF}$ coordination. Following the predictions of DFT calculations that complexes with two fluorines ortho to the C-F bond would be strongly stabilized, it was shown that the product of reaction of $\text{Cp}^*\text{Re}(\text{CO})_2(\text{N}_2)$ with 1,3- $\text{C}_6\text{F}_2\text{H}_4$ is exclusively of type **C** and C-H activation only occurs at the position with two ortho fluorine substituents.¹⁰⁰ Benzene itself forms η^2 -arene products of type **A** and **E**.¹⁶⁴ The origin of the secondary products of type **D** and **F** are discussed in reference ¹⁶³.

The mechanism of the C-H activation reaction to form products of type **C** has been probed by DFT(B3PW91) calculations.^{88,100} The $\text{Re}(\eta^2\text{-arene})$ complex is converted to a $\sigma\text{-C-H}$ complex before oxidative addition occurs to yield a cis product that then isomerizes to the final trans-isomer. The rate-determining step is not the oxidative addition, but the cis-trans isomerization. When comparing the complete set of fluorinated benzenes, it is found that the barriers vary systematically with the number of ortho F substituents, as do the energies of the final products (Figure 7). Thus the selectivity described above is kinetically determined, but the kinetics mirror the thermodynamics (see Section 3).

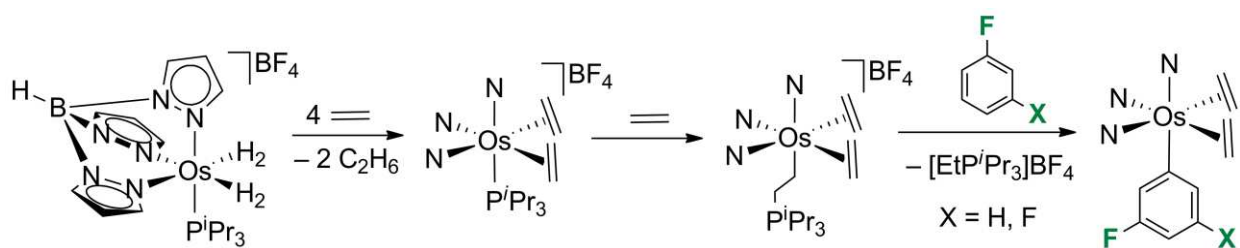
The dihydride complex $\text{cis-Ru}(\text{H})_2(\text{dmpe})_2$ reacts readily with fluorinated benzenes to give C-F activated products, $\text{trans-RuH}(\text{Ar}^{\text{F}})(\text{dmpe})_2$. The reaction with C_6F_6 or $\text{C}_6\text{F}_5\text{H}$ proceeds rapidly at $-78\text{ }^\circ\text{C}$, but the reaction with less fluorinated substrates is much slower. The reaction with 1,2,3- $\text{C}_6\text{F}_3\text{H}_3$ requires days at room temperature.¹⁶⁵ Pentafluorobenzene undergoes attack at the position para to H as usual, 1,2,3,4-trifluorobenzene and 1,2,3 trifluorobenzene are both attacked at the 2-position. These reactions also generate $\text{trans-RuH}(\text{FHF})(\text{dmpe})_2$ unless excess NEt_3 is added.¹⁶⁶ The mechanism of these reactions has yet to be established conclusively.

The 16-electron osmium complex $\text{OsH}(\text{Ph})(\text{CO})(\text{PtBu}_2\text{Me})_2$ reacts with 1,3- $\text{C}_6\text{F}_2\text{H}_4$ to give benzene and the C-H activation product with two ortho fluorines $\text{OsH}(2,6\text{-C}_6\text{F}_2\text{H}_3)(\text{CO})(\text{PtBu}_2\text{Me})_2$.¹⁶⁷ There is no evidence for any other isomer either after short reaction times or on heating. Both DFT(B3LYP) calculations and the experimental evidence indicate that this is the thermodynamic isomer and that the reaction is exoergic. Reaction with 1,4- $\text{C}_6\text{F}_2\text{H}_4$ and C_6FH_5 also give C-H

activation products, in each case with two rotamers. The monofluoro complex exhibits ortho selectivity. Slow rotation is also characteristic of the product from C₆F₅H. These reactions are slowed down by a factor of 20 with 1 equiv added phosphine and the rate depends also on the type of arene. There is no exchange of incoming and outgoing hydride. The mechanism is proposed to involve initial coordination of arene followed by subsequent loss of phosphine. Only at that stage is benzene eliminated so phosphine can re-coordinate, but the full details of this mechanism remain elusive. Although these reactions yield the thermodynamic product of C-H activation, it should be emphasized that the overall thermodynamic product would yield the fluoride. Thus, the choice of C-H vs C-F activation is kinetically controlled. In the absence of C-H bonds as in hexafluorobenzene, there is no reaction.¹⁰²

Reaction of an osmium bis(dihydrogen) complex with ethylene in fluorobenzene results ultimately in C-H bond activation of the fluorobenzene at the position meta to fluorine Os(3-C₆FH₄). The reaction proceeds via two isolated bis(ethylene) complexes: the first has a conventional ligand arrangement while the second contains a triisopropylphosphoniummethyl ligand. Elimination of the phosphonium salt precedes the reaction with fluorobenzene which is postulated to occur by a σ -bond metathesis mechanism. Reaction with 1,3-difluorobenzene gives the corresponding Os(3,5-C₆F₂H₃) complex (Scheme 9).¹⁶⁸

Scheme 9. Reactivity of osmium dihydrogen complexes (note abbreviation of Tp ligand), (Adapted from ref 168; Copyright 2011 American Chemical Society)

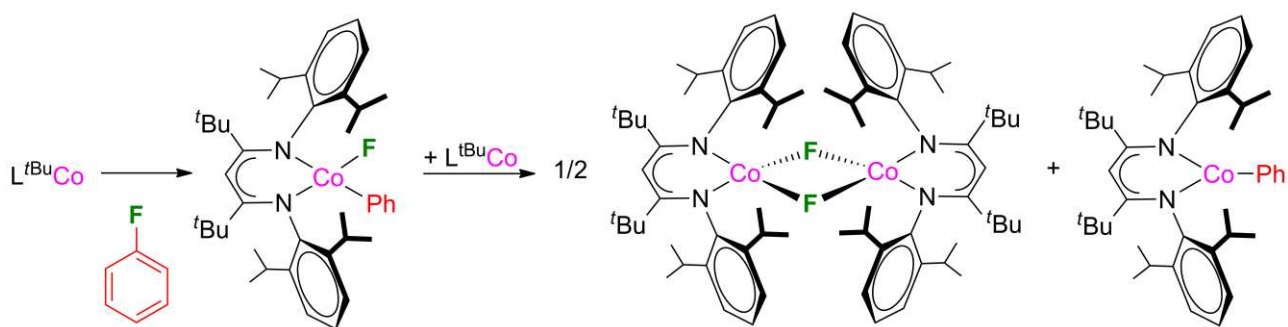


4.2.2.4. Group 9. The examples of intermolecular aromatic C-H activation of fluoroaromatics at rhodium and iridium provide the most decisive examples of the energetic principles described in

Section 3.2, but C-H activation at cobalt has not been recorded. While intermolecular C-F activation is well documented for cobalt, the intermolecular C-F oxidative addition reactions of rhodium and iridium complexes are rare. There are some exceptional reactions of rhodium leading to C-F activation with fluorinated pyridines and some reactions of a rhodium anion involving nucleophilic attack on the fluoroarene. The dominance of C-H oxidative addition at Rh and Ir is very different from the intramolecular cyclometalation reactions of the same elements to be described in Section 4.2.3.

A paramagnetic η^6 -coordinated fluoroarene $(3,5\text{-}i\text{Pr}_2\text{-Ar}^*)\text{Co}(\eta^6\text{-C}_6\text{H}_5\text{F})$ is formed by reduction of a dimeric Co^{II} precursor in the presence of fluorobenzene ($3,5\text{-}i\text{Pr}_2\text{-Ar}^*$ is a terphenyl).¹⁶⁹ The reaction of a masked two-coordinate $(t\text{Bu}_2\text{L})\text{Co}^{\text{I}}$ complex with fluorinated benzenes results in C-F activation exclusively to yield $(t\text{Bu}_2\text{L})\text{CoAr}$ and dinuclear $[(t\text{Bu}_2\text{L})\text{Co}(\mu\text{-F})]_2$. The reaction follows simple second order kinetics. Comparisons of different difluorobenzenes showed that the reaction is speeded up by a meta-F, slowed down by an ortho-F and unaffected by a para-F. The authors conclude that rate-determining C-F oxidative addition is followed by disproportionation (Scheme 10).^{170,171} A DFT (B97D) investigation of the reaction used a model with methyl groups in place of $t\text{Bu}$ and diisopropylphenyl, before moving to a QM/MM approach for the full ligand. Two initial pathways are considered, a radical pathway via Co^{II} and an oxidative addition pathway leading directly to Co^{III} . Their relative energies are strongly affected by the choice of model, indicating the danger of simplified models. According to the QM/MM method, the barriers for the two pathways are almost identical, but only the oxidative addition pathway is exoergic. The $\text{Co}^{\text{III}}\text{-F}$ bond energy is calculated to be $D(\text{Co}^{\text{III}}\text{-F}) = 395$ with L^{Me} and 352 kJ/mol with the QM/MM approach.¹⁷²

Scheme 10. Reactivity of Co^{I} complex (Adapted from ref 170; Copyright 2011 American Chemical Society)



The reactions of $\text{Co}(\text{PMe}_3)_4$ with perfluorinated aromatics yield C-F activation products, but reaction with pentafluorobenzene in the presence of CO generates $\text{CoH}(\text{C}_6\text{F}_5)(\text{PMe}_3)_2(\text{CO})_2$.¹⁷³ This reaction forms the basis of a catalytic hydrodefluorination study.¹⁷⁴ In a related reaction with 2,3,5,6-tetrafluorobenzene, but without the CO as trap, the products are $\text{Co}(2,3,5,6\text{-C}_6\text{F}_4\text{H})(\text{PMe}_3)_3$ together with the difluorophosphorane F_2PMe_3 and trifluorobenzene. When CO was added as a trap, a Co(I) complex $\text{Co}(2,3,5,6\text{-C}_6\text{F}_4\text{H})(\text{PMe}_3)_2(\text{CO})_2$ is formed in place of the expected Co^{II} hydride.¹⁷⁵

The energetics of coordination of fluorobenzenes to cationic rhodium complexes were discussed in Section 3.1.¹⁸ The C-H selective oxidative addition of fluorobenzenes on photochemical reaction of $(\eta^5\text{-C}_5\text{H}_5)\text{Rh}(\text{PMe}_3)(\text{C}_2\text{H}_4)$ or thermal reaction of $(\eta^5\text{-C}_5\text{Me}_5)\text{Rh}(\text{PMe}_3)(\text{Ph})\text{H}$ and the associated energetic preference for ortho-F was highlighted in section 3.2 and Figure 6.^{28,35,100} These reactions were key to the development of bond energy correlations. The C-H selectivity extends to reaction of $(\eta^5\text{-C}_5\text{R}_5)\text{Rh}(\text{PMe}_3)(\text{C}_2\text{H}_4)$ with 2,3,5,6-tetrafluoropyridine.¹⁷⁶ The mechanism of the reactions has also been examined by DFT(B3LYP) calculations and the strong preference for C-H activation over C-F activation has been traced to the difference in geometries of the transition states. The TS for C-F activation shows much less making of the Rh-C bond than that for C-H activation.¹⁰²

The thermal reaction of $\text{Cp}^*\text{Rh}(\text{H})_2(\text{PMe}_3)$ with pentafluorobenzene follows a different course, resulting in C-F bond activation to yield $\text{Cp}^*\text{Rh}(\text{H})(2,3,5,6\text{-C}_6\text{F}_4\text{H})(\text{PMe}_3)$. The corresponding reactions with perfluoroarenes are catalyzed by the fluoride product and evidence is presented that

these reactions proceed via deprotonation to yield $[\text{Cp}^*\text{RhH}(\text{PMe}_3)]^-$ followed by nucleophilic attack on the fluorinated arene at the position para to H.¹⁷⁷

Photochemical reaction of $\text{Tp}'\text{Rh}(\text{CNneopentyl})(\eta^2\text{-Ph-N=C=N-neopentyl})$ or $\text{Tp}'\text{Rh}(\text{H})_2(\text{PR}_3)$ ($\text{Tp}' = \text{tris}(3,5\text{-dimethylpyrazolyl})\text{borate}$, $\text{PR}_3 = \text{PMe}_3$ or PMe_2Ph) with fluorinated benzenes is also C-H selective yielding $\text{Tp}'\text{Rh}(\text{Ar}^{\text{F}})(\text{H})(\text{CNneopentyl})$ and $\text{Tp}'\text{Rh}(\text{Ar}^{\text{F}})(\text{H})(\text{PR}_3)$, respectively. The isomer mix from the PMe_2Ph complex and the thermal conversion to ortho-fluorinated isomers is illustrated in Figure 15. The relative Rh-C bond energies and their significance were discussed in Section 3.2.^{29,101} Unlike many related complexes, hexafluorobenzene is unreactive toward $\text{Tp}'\text{Rh}(\text{Ar}^{\text{F}})(\text{H})(\text{PMe}_3)$ under photochemical conditions and can even be used as an inert solvent. Pentafluoropyridine does undergo C-F oxidative addition, however, and 2,3,5,6-tetrafluoropyridine forms a mixture of C-H activation (80%) and C-F activation (20%) products.¹⁷⁸

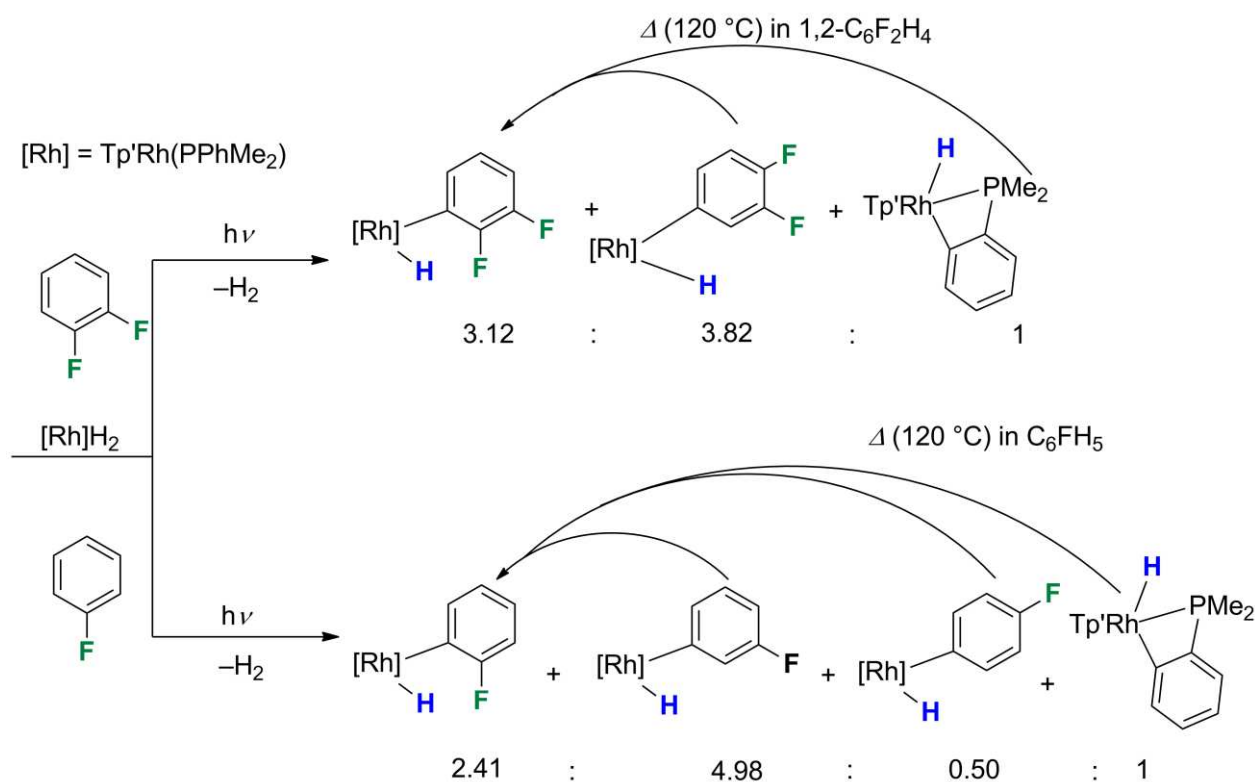
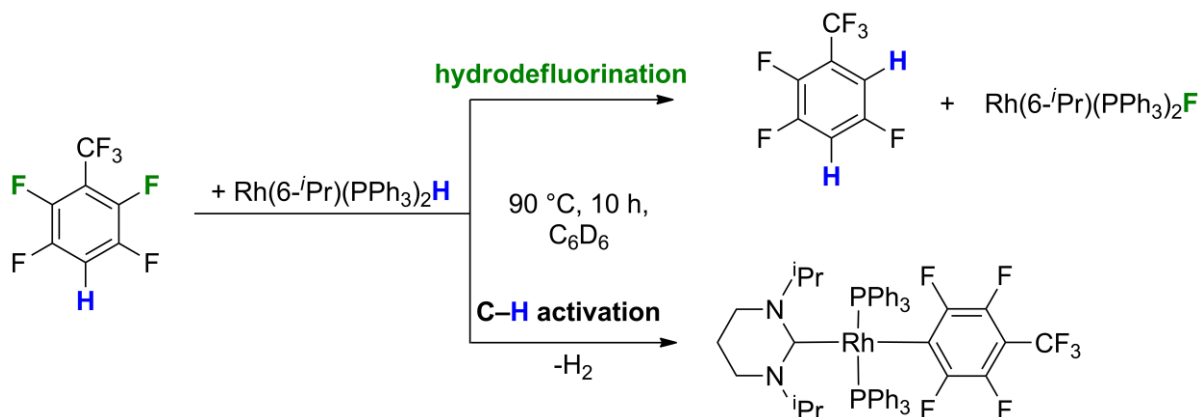


Figure 15. Photochemical reactions of $\text{Tp}'\text{Rh}(\text{H})_2(\text{PPhMe}_2)$ with fluorinated benzenes and thermal conversion of products to most stable isomers showing product distribution. Adapted with permission from ref 101. Copyright 2010 Royal Society of Chemistry.

The 4-coordinate NHC complex $\text{trans-}[\text{RhH}(6\text{-}i\text{Pr})(\text{PPh}_3)_2]$ is an active catalyst for hydrodefluorination of $2,3,4,5\text{-C}_6\text{F}_4\text{H}(\text{CF}_3)$, but a competing C-H activation of the substrate yields catalytically inactive product (Scheme 11).¹⁷⁹

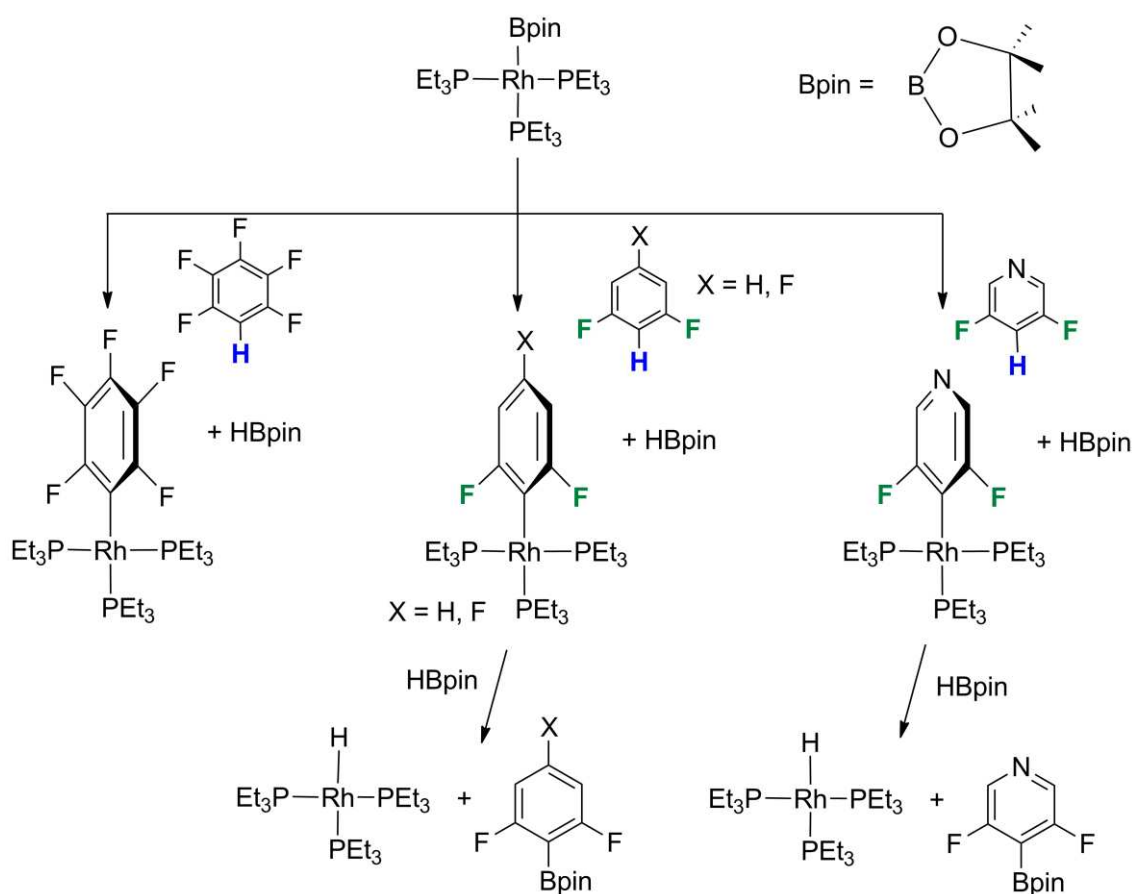
Scheme 11. Reactivity of rhodium NHC complexes (Adapted from Ref 179; Copyright 2014 American Chemical Society)



In an important study, it was shown that $\text{Rh}(\text{SiMe}_2\text{Ph})(\text{PMe}_3)_3$ reacts with pentafluorobenzene by C-H activation to form $\text{Rh}(\text{C}_6\text{F}_5)(\text{PMe}_3)_3$ together with the hydrodefluorination product 1,2,4,5-tetrafluorobenzene.¹⁸⁰ The related reaction of $\text{Rh}(\text{SiPh}_3)(\text{PMe}_3)_3$ with 2,3,5,6-tetrafluoropyridine exhibited both C-H and C-F bond activation yielding a mixture of $\text{Rh}(4\text{-C}_5\text{NF}_4)(\text{PMe}_3)_3$ and $\text{Rh}(2\text{-C}_5\text{NF}_3\text{H})(\text{PMe}_3)_3$ in which C-F activation had occurred at the position ortho to N.¹⁸¹ The reactivity of square planar $\text{Rh}(\text{Bpin})(\text{PEt}_3)_3$, $\text{Rh}\{\text{Si}(\text{OEt})_3\}(\text{PEt}_3)_3$ and $\text{Rh}(\text{GePh}_3)(\text{PEt}_3)_3$ toward fluorinated pyridines has been explored extensively. The reactions of the boryl complex with partially fluorinated benzenes, 3,5-difluoropyridine, and 2,3,5,6-tetrafluoropyridine are C-H selective (Scheme 12).^{182, 183} The ortho-selectivity of 1,3-difluorobenzene and 3,5-difluoropyridine is in perfect accord with the bond energy considerations. Reaction with perfluorinated aromatics and pentafluoropyridine yield C-F activation products. A boryl-assisted mechanism has been postulated for the reaction with pentafluoropyridine and may also apply to other perfluorinated substrates. These reactions have been developed for the catalytic borylation of partially fluorinated benzenes. The authors show that

$\text{Rh}(\text{H})(\text{PEt}_3)_3$ also activates the C-H bonds of fluorinated benzenes and pyridines.¹⁸²⁻¹⁸⁴ The germyl complex reacts with pentafluorobenzene and 2,3,5,6-tetrafluoropyridine by C-H activation.¹⁸⁵ In a related but photochemical reaction, $\text{Rh}\{\text{Si}(\text{OEt})_3\}(\text{CO})(\text{dippe})$ reacts to form $\text{Rh}(4\text{-C}_5\text{NF}_4)(\text{CO})(\text{dippe})$ ($\text{dippe} = \text{Pr}_2\text{PCH}_2\text{CH}_2\text{PPr}_2$).¹⁸⁶

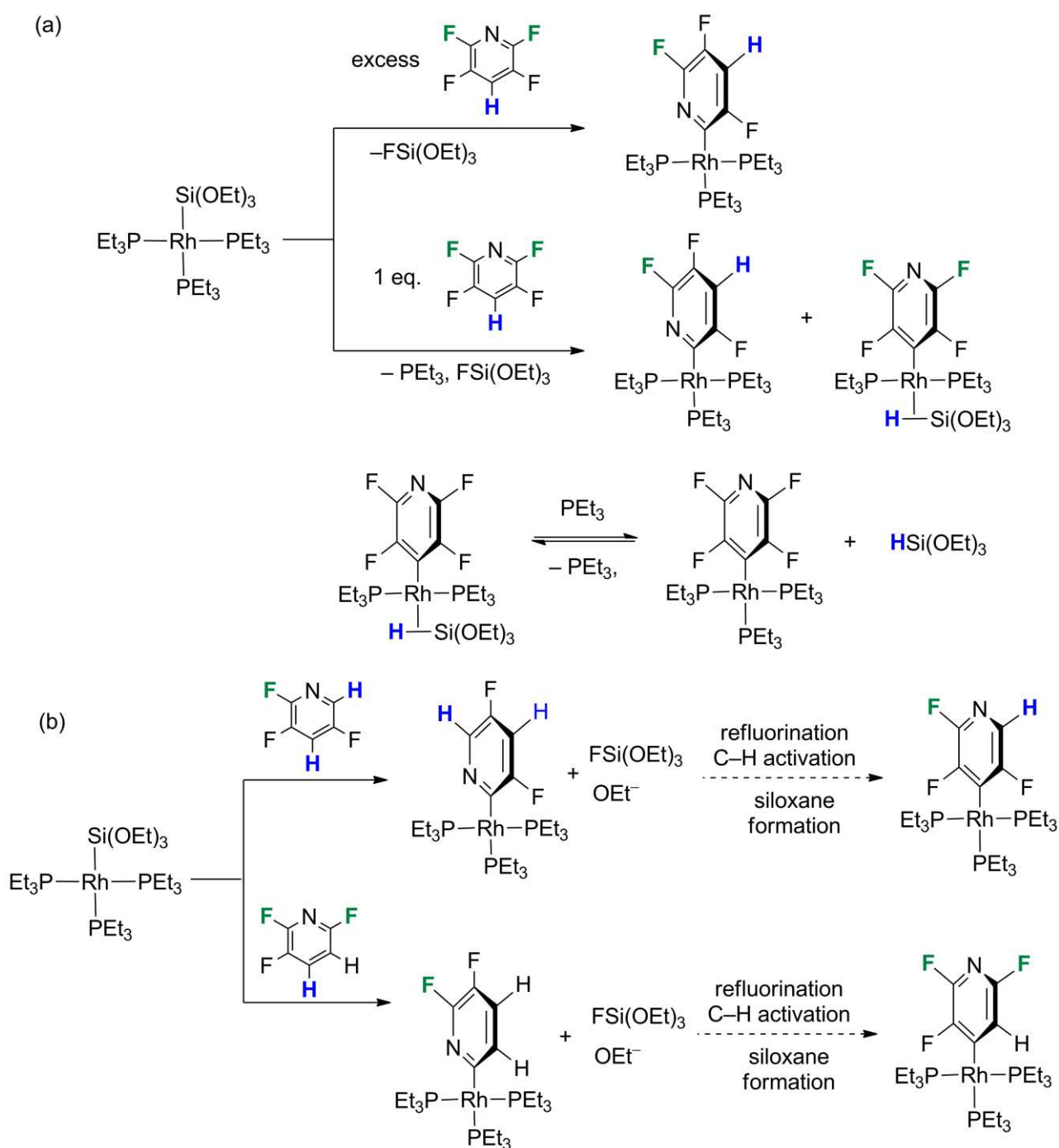
Scheme 12. Reactivity of square planar rhodium boryl complex (Adapted from Ref 183; Copyright 2015 American Chemical Society)



The behavior of the silyl complex $\text{Rh}\{\text{Si}(\text{OEt})_3\}(\text{PEt}_3)_3$ toward 2,3,5,6-tetrafluoropyridine is rather different, yielding a C-F activation product $\text{Rh}(3,5,6\text{-C}_5\text{NHF}_3)(\text{PEt}_3)_3$ and ca. 10% of an unusual C-H activation product containing an η^2 -silane ligand when 1 equiv of substrate is added. The η^2 -silane complex is at equilibrium with $\text{Rh}(2,3,5,6\text{-C}_5\text{NF}_4)(\text{PEt}_3)_3$ as formed in the reaction of the boryl complex (Scheme 13a). In an unusual process, the by-product $\text{FSi}(\text{OEt})_3$ fluorinates the initial C-F activation product in the presence of ethoxide to convert it to $\text{Rh}(2,3,5,6\text{-C}_5\text{NF}_4)(\text{PEt}_3)_3$.

Similar reactions are observed by C-F activation of trifluoropyridines and subsequent fluorination (Scheme 13b).¹⁸⁷

Scheme 13. (a) Reactivity of Rh{Si(OEt)₃}(PEt₃)₃ towards 2,3,5,6-tetrafluoropyridine. (b) C-F activation of trifluoropyridines by Rh{Si(OEt)₃}(PEt₃)₃ and consecutive fluorination reactions (Adapted with permission from Ref 187; Copyright 2015 Royal Society of Chemistry)



Activation of C-H bonds has been studied at the iridium pentahydride complex *trans*-[IrH₅(P*i*Pr₃)₂]. Photochemical reaction with partially fluorinated aromatics or heteroaromatics results in Ir(Ar^F)(H)₂(H₂)(P*i*Pr₃)₂, while thermal reaction using neohexene as a hydrogen acceptor results in a mixture of the same complex and Ir(Ar^F)(H)₂(P*i*Pr₃)₂. Notably, typical ortho selectivity is observed with 1,3-difluorobenzene yielding C-H activation at the 2-position with two ortho fluorines.¹⁸⁸

As with [IrH₅(P*i*Pr₃)₂], C-H bond activation products are formed exclusively when [Ir(IBioxMe₄)₃]⁺ reacts with fluoroarenes (IBioxMe₄ is a conformationally rigid, bioxazoline-derived N-heterocyclic carbene ligand). The reaction with 1,2-difluorobenzene generates the isomer with the metal at the ortho position. Detailed mechanistic studies show that this is the thermodynamic product and indeed the reaction intermediate [IrH(C₆F₂H₂)(IBioxMe₄)₂]⁺ that precedes this product is a mixture of isomers. The product [IrH(2,3-C₆F₂H₂)(IBioxMe₄)₃]⁺ undergoes exchange with other fluoroarenes allowing both kinetics and energetics to be established (Figure 16). If the intermediate [IrH(C₆F₂H₂)(IBioxMe₄)₂]⁺ is trapped with bipyridine, a mixture of regioisomers is formed. This is a key experiment in establishing that the energetic models described in Section 3 apply to iridium NHC complexes.¹⁸⁹

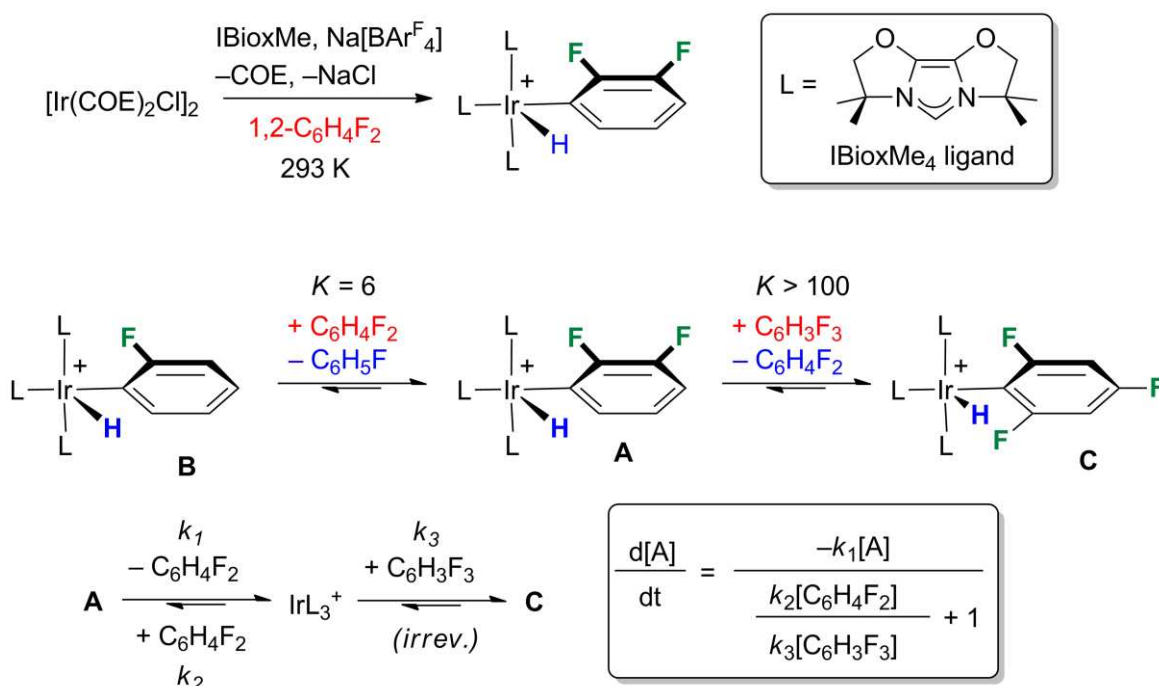
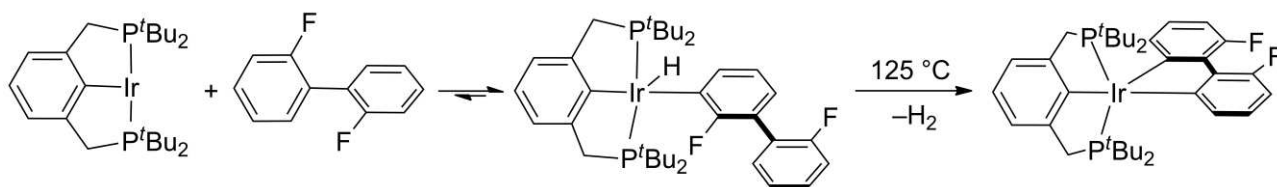


Figure 16. C-H activation of 1,2-C₆F₂H₄ at iridium complex of sterically constrained N-heterocyclic carbene and exchange reactions with fluorobenzenes. Adapted with permission from ref 189.

Copyright 2015 Royal Society of Chemistry.

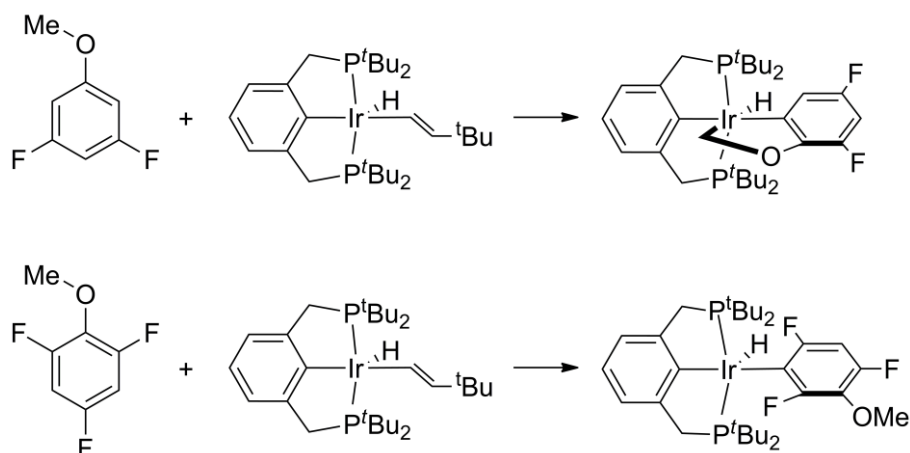
As part of a study of C-H activation of phenanthrene and biphenyl, the reaction of (*t*Bu⁴PCP)IrH₂ with norbornene (as hydrogen acceptor) and 2,2'-difluorobiphenyl was investigated. This substrate was chosen because the planar conformers lie well above the twisted conformer at ca. 20 and 43 kJ/mol for the anti and syn conformers, respectively. The initial product resulted from C-H activation at one of the ortho positions and the cyclometalated product was formed only after prolonged heating at 125 °C (Scheme 14). The latter requires a change in the position of C-H activation and a second activation step. In contrast, biphenyl reacts to form the analogous product at ambient temperature.¹⁹⁰

Scheme 14. Reactivity of iridium pincer complex toward fluorobiphenyl (Adapted from Ref 190; Copyright 2016 American Chemical Society)



The reaction of (*t*Bu⁴PCP)IrH(alkenyl) with 3,5-bis(trifluoromethyl)anisole results in O-CH₃ activation as the principal product together with a cyclometalated product resulting from activation of an aromatic and an aliphatic C-H bond. When the corresponding reactions are performed with fluorine substituted anisoles, only O-CH₃ activation is observed if the ortho positions of the anisole are fluorinated, indicating a lack of C-F activation. If one or more ortho sites are available, the cyclometalation products are formed exclusively. The corresponding reaction with 2,4,6-trifluoroanisole simply yields a C-H activation product without cyclometalation. Once again, we see ortho-selectivity (Scheme 15).¹⁹¹

Scheme 15. Reactivity of fluorinated anisoles toward iridium pincer complexes (Adapted from Ref 191; Copyright 2013 American Chemical Society)



The PCP-pincer complex (${}^{tBu_4}PCP$)IrCO undergoes photo-dissociation of CO and C-H bond activation with exclusive ortho selectivity for fluorobenzene and 1,2-difluorobenzene. The C-H activation product is trapped by re-coordination of CO yielding (${}^{tBu_4}PCP$)IrH(Ar^F)(CO) which is formed in a photostationary state. DFT(BP86) and TDDFT calculations indicated that other isomers lie considerably higher in energy. The authors postulate that the increased selectivity compared to the PNP system arises because of the strong trans influence of the carbon ligand and the reversibility of the photochemical reaction. However, low-temperature experiments to establish whether equilibration occurs at the 16- or 18-electron stage were not recorded. The ortho-selectivity is contrasted to the weak selectivity with PNP ligands (see below).¹⁹²

The reaction of [${}^{tBu_4}PNP$]Ir(coe)⁺ (coe = cyclooctene) with benzene yields a C-H oxidative addition product. The related reaction with fluorobenzene at 50 °C yields [${}^{tBu_4}PNP$]Ir(H)(C₆H₄F)⁺ with a mixture of ortho, meta and para isomers. Prolonged heating gives a mixture of ortho and para isomers in a ratio of 1.8:1 at 60 °C and 2.3:1 at 70 °C. The reactions with chlorobenzene and bromobenzene give analogous C-H activation products initially with significantly more of the ortho-isomer, but show complete preference for the ortho isomer on heating. These ortho-isomers exhibit a donor-acceptor bond from the halogen to the metal; there is no C-halogen activation.

DFT(ONIOM/mPW1k) calculations show that the reaction with benzene progresses through η^2 -

arene and η^2 -C-H intermediates. The calculations trace the kinetic and thermodynamic preference for ortho-Cl in the reaction with chlorobenzene to coordination of Cl by the metal. However, corresponding calculations for the fluorobenzene reaction are not mentioned.¹⁹³ A related reaction of $(iPr^dPNP^*)_2IrH_2$ ($iPr^dPNP^* = iPr_2PC_6H_3Me-N-C_6H_3MePiPr_2$) with neat fluorobenzene yields a mixture of isomers/rotamers at room temperature that simplifies on heating to yield ^{19}F NMR spectra consistent with two rotamers of the ortho product, although assignments are not provided.¹⁹⁴

Porphyrins present different opportunities for C-H and C-F bond activation. The iridium porphyrin $Ir(tpp)(SiEt_3)$, where tpp = tetratolylporphyrin, reacts with 1,4- $C_6F_2H_4$ in the presence of KOH at 200 °C to yield $Ir(tpp)(Ar^F)$ generating the C-F activation product followed by the C-H activation product. The authors show that C-F activation proceeds via formation of $[Ir(tpp)]^-$ and nucleophilic substitution generating fluoride. The subsequent C-H activation is postulated to involve a radical pathway. These reactions show a preference for fluorine meta to the metal unlike many reactions described previously. DFT(B3LYP with single point D3 correction) calculations indicate that the meta isomer is the most thermally stable. A crystal structure of the ortho-isomer reveals strong steric hindrance between the fluorine and the porphyrin ring accounting for the unusual selectivity.¹⁹⁵

4.2.2.5 Group 10. The group 10 metals exemplify some of the differences between the first, second, and third row transition metals. Nickel provides more examples of C-F bond activation than any other metal, with $Ni(\eta^2\text{-arene})$ complexes and nickel hydrides formed as kinetic products. For palladium, there are almost no examples of stoichiometric C-H or C-F bond activation of fluorinated arenes unless silver salts are also present. This observation is particularly puzzling considering the dominance of palladium in catalytic reactions of these compounds. Platinum complexes typically yield C-H activation products although studies are scarce.

The reactivity of Ni^0 complexes toward partially fluorinated benzenes and pyridines has been investigated extensively. Numerous reactions have been studied using as the precursors $Ni(COD)_2$ (COD = 1,4-cyclo-octadiene) with 2 equiv of ligand L where $L = PR_3$, N-heterocyclic

carbene, or zwitterionic amide. Recently, better defined precursors have been used such as $\text{Ni}(\text{PR}_3)_2(\eta^2\text{-phenanthrene})$, $\text{Ni}(\text{PR}_3)_2(\eta^2\text{-anthracene})$ ($\text{R} = \text{Et}, i\text{Pr}$) and $\text{Ni}(\text{PEt}_3)_2(\eta^2\text{-CH}_2=\text{CMe}_2)$,⁶³ $[\text{Ni}(\text{PCy}_3)_2]_2(\mu\text{-N}_2)$,³¹ $[\text{Ni}_2(i\text{Pr}_2\text{Im})_4(\text{COD})]$ ($i\text{Pr}_2\text{Im} = 1,3\text{-diisopropylimidazole-2-ylidene}$),¹⁹⁶ $[\text{Ni}(\text{dippe})(\mu\text{-H})]_2$,¹⁹⁷ and $\text{Ni}(\text{PEt}_3)_4$ ¹⁷ enabling the study of the reactivity of Ni^0 complexes in a more satisfactory way. Reviews of some aspects of these studies are available.^{63,35,54,62}

A clear demonstration of the formation of $\text{Ni}(\eta^2\text{-C}_6\text{F}_5\text{H})$ complexes is provided by the reaction of $\text{Ni}(\text{PEt}_3)_2(\eta^2\text{-anthracene})$ with pentafluorobenzene yielding isolable dinuclear complex $[\text{Ni}(\text{PEt}_3)_2]_2(\mu\text{-}\eta^2, \eta^2\text{-C}_6\text{F}_5\text{H})$. The dynamic rearrangements of $[\text{Ni}(\text{PEt}_3)_2]_2(\mu\text{-}\eta^2, \eta^2\text{-C}_6\text{F}_5\text{H})$ studied by variable temperature ^{19}F NMR spectroscopy are consistent with a series of 1,3-shifts of one $\text{Ni}(\text{PEt}_3)_2$ at a time but not consistent with 1,2-shifts. On addition of $\text{C}_6\text{F}_5\text{H}$ (less than 1 equiv) to solutions of the dinuclear complex, the mononuclear $\text{Ni}(\text{PEt}_3)_2(\eta^2\text{-C}_6\text{F}_5\text{H})$ is formed at equilibrium together with the C-H oxidative addition product *trans*- $[\text{NiH}(\text{C}_6\text{F}_5)(\text{PEt}_3)_2]$. These solutions ultimately convert to the C-F oxidative addition product *trans*- $[\text{NiF}(2,3,4,5\text{-C}_6\text{F}_4\text{H})(\text{PEt}_3)_2]$, but the kinetics are not sufficiently clear to establish the mechanism in full (Figure 17). Unusually, the nickel in the C-F oxidative addition product is not bound ortho to two fluorines but only to one. These studies are supported by DFT(B3LYP) calculations.¹⁷

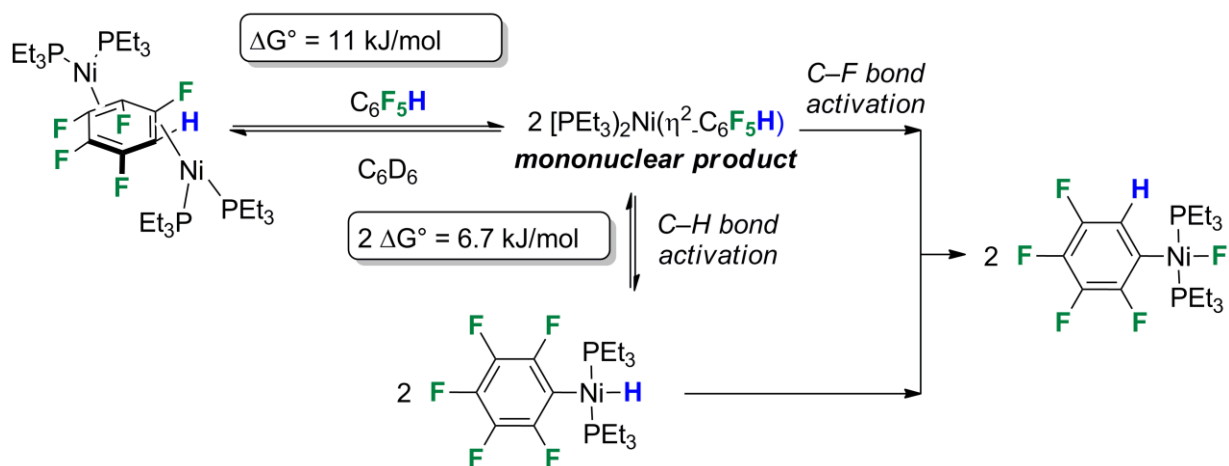
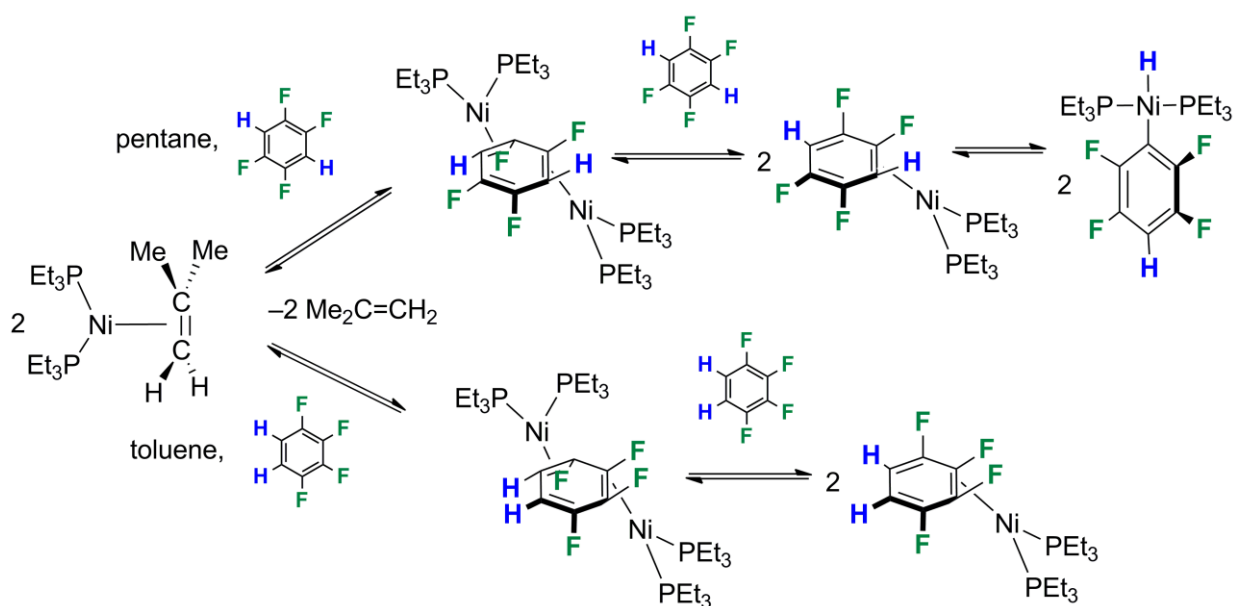


Figure 17. Interconversion of $[\text{Ni}(\text{PEt}_3)_2]_2(\mu\text{-}\eta^2, \eta^2\text{-C}_6\text{F}_5\text{H})$, the hydride *trans*- $[\text{NiH}(\text{C}_6\text{F}_5)(\text{PEt}_3)_2]$ and the fluoride *trans*- $[\text{NiF}(\text{C}_6\text{F}_4\text{H})(\text{PEt}_3)_2]$. Adapted with permission from ref 17. Copyright 2009 American Chemical Society.

When $\text{Ni}(\text{PEt}_3)_4$ is reacted with pentafluorobenzene, the same $\text{Ni}(\eta^2\text{-C}_6\text{F}_5\text{H})$ complexes and the same hydride were formed as with the anthracene precursor. However, the C-F activation products were very different with four products present, of which the largest proportion was formed by C-F activation at the para-position, indicating a change in reaction mechanism.¹⁷

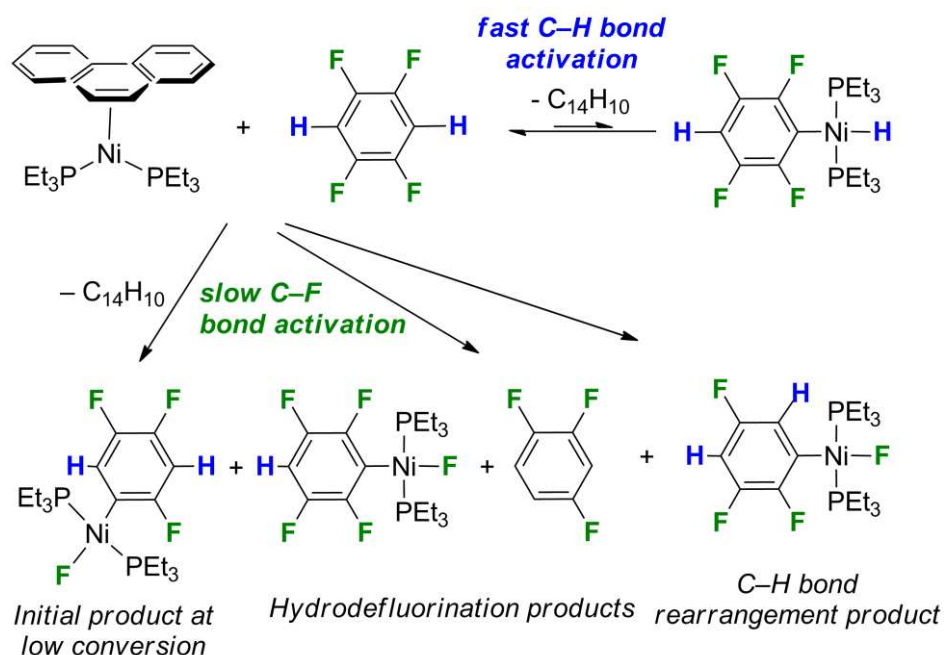
The need for highly controlled reaction conditions is emphasized by the reaction of $\text{Ni}(\text{PEt}_3)_2(\eta^2\text{-CH}_2=\text{CMe}_2)$ with 1,2,4,5- $\text{C}_6\text{F}_4\text{H}_2$ yielding the isolable dinuclear complex $[\text{Ni}(\text{PEt}_3)_2]_2(\mu\text{-}\eta^2,\eta^2\text{-C}_6\text{F}_4\text{H}_2)$ which can be reacted with excess $\text{C}_6\text{F}_4\text{H}_2$ to form observable mononuclear arene complex in solution. This complex and the dinuclear adduct are at equilibrium with the hydride *trans*- $[\text{NiH}(\text{C}_6\text{F}_4\text{H})(\text{PEt}_3)_2]$ (Scheme 16). The mononuclear arene complex undergoes rapid dynamic rearrangements in solution at room temperature by 1,2-shifts. DFT calculations were used successfully to assign the chemical shifts of the ^{19}F NMR spectra and to predict the relative stability of the different coordination positions of the fluorinated benzenes (see section 3). With 1,2,3,4- $\text{C}_6\text{F}_4\text{H}_2$, both the dinuclear and the mononuclear adducts undergo dynamic rearrangements, but unlike the 1,2,4,5-complex, no conversion to the C-H activation product is observed. Indeed, DFT(B3LYP) calculations predict that the corresponding hydride should be present at equilibrium in quantities that are too small to be observed by NMR spectroscopy. With 1,2,3,5- $\text{C}_6\text{F}_4\text{H}_2$, the reactions follow a similar pattern to the reaction with 1,2,4,5- $\text{C}_6\text{F}_4\text{H}_2$ but the hydride is observable. Notably, a dinuclear arene complex and the C-F activation product are formed in small quantities. The ortho-fluorine effect helps to rationalize the formation of the hydrides from 1,2,4,5- and 1,2,3,5-difluorobenzene, but not from 1,2,3,4-difluorobenzene. In the first two cases, the hydride has two ortho fluorines, while in the last case, the hydride would only have one ortho fluorine.⁸⁹

Scheme 16. Reactivity of Ni^0 complex toward fluorinated benzenes (Adapted from Ref 89; Copyright 2011 American Chemical Society)



The phenanthrene precursor $\text{Ni}(\text{PEt}_3)_2(\eta^2\text{-phenanthrene})$ has been used to generate nickel hydrides from 1,2,4,5- $\text{C}_6\text{F}_4\text{H}_2$ and monitor their conversion to C-F activation products at room temperature. The initial product, $\text{trans}[\text{NiF}(\text{2,4,5-C}_6\text{F}_3\text{H}_2)(\text{PEt}_3)_2]$, is formed by simple oxidative addition as expected, but more prolonged reaction yields two more fluoride complexes with the distribution dependent on conditions. They appear to be formed by a combination of transmetalation effecting H/F exchange and hydrodefluorination (Scheme 17).¹⁹⁸

Scheme 17. Reactivity of Ni^0 complex toward tetrafluorobenzene (Adapted from Ref 198; Copyright 2008 American Chemical Society)

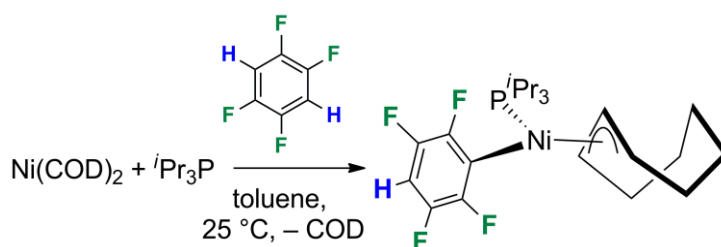


Activation of difluorobenzenes and trifluorobenzenes does not occur significantly with any of these sources of $\text{Ni}(\text{PEt}_3)_2$. However, it has recently been shown that they react with $\text{Ni}(\text{PEt}_3)_4$ in the presence of 1 equiv AlMe_3 to form the transmetalation product $\text{trans}[\text{NiMe}(\text{Ar}^{\text{F}})(\text{PEt}_3)_2]$ and AlMe_2F . This type of reaction occurs for di-, tri and tetra-fluorobenzenes, but with the tetrafluorobenzenes also gives the reductive elimination products, $\text{C}_6\text{H}_2\text{F}_3\text{Me}$. Intriguingly, replacement of AlMe_3 by $\text{AlMe}_3\cdot\text{pyridine}$ increases the selectivity of these reactions both between different regioisomers derived from the same trifluorobenzene and in competition reactions between different fluorobenzenes.¹⁹⁹

Replacement of PEt_3 by $\text{P}i\text{Pr}_3$ has a considerable effect on the outcome of these reactions. The anthracene precursor $\text{Ni}(\text{P}i\text{Pr}_3)_2(\eta^2\text{-anthracene})$ reacts with pentafluorobenzene, 1,2,4,5- $\text{C}_6\text{F}_4\text{H}_2$, and 1,2,3,5- $\text{C}_6\text{F}_4\text{H}_2$ to give the hydrides $\text{trans}[\text{NiH}(\text{Ar}^{\text{F}})(\text{P}i\text{Pr}_3)_2]$ with no direct sign of η^2 -arene.²⁰⁰ Initially, it was thought that the C-F activation complexes were formed in negligible amounts but later it was shown that they are formed on prolonged reaction. As with the reactions of the PEt_3 complex, the fluorines on the fluoroaryl ring had been rearranged or exchanged in some of the NiF products. The major C-F activation product from reaction with pentafluorobenzene has nickel in the more typical position para to the C-H bond so it lies ortho to two fluorines; this contrasts with the corresponding product with PEt_3 ligands. Most strikingly, the only fluoride formed

from 1,2,4,5-C₆F₄H₂ is *trans*-[NiF(C₆F₄H₂)(P*i*Pr₃)₂]. Importantly, the reaction of Ni(COD)₂ and 2 equiv P*i*Pr₃ with fluorobenzenes gives different products in which the COD ligand inserts into the metal-hydride bond and rearranges into Ni(Ar^F)(η³-C₈H₁₃)(P*i*Pr₃) (Scheme 18). Moreover, the reaction of Ni(P*i*Pr₃)₂(η²-anthracene) with hexafluorobenzene gives an isolable Ni^I product Ni(C₆F₅)(P*i*Pr₃)₂ as well as the expected Ni^{II} product, *trans*-[NiF(C₆F₅)(P*i*Pr₃)₂].^{200,201}

Scheme 18. Reactivity of Ni(COD)₂ and P*i*Pr₃ toward tetrafluorobenzene (Adapted from Ref 200; Copyright 2010 American Chemical Society)



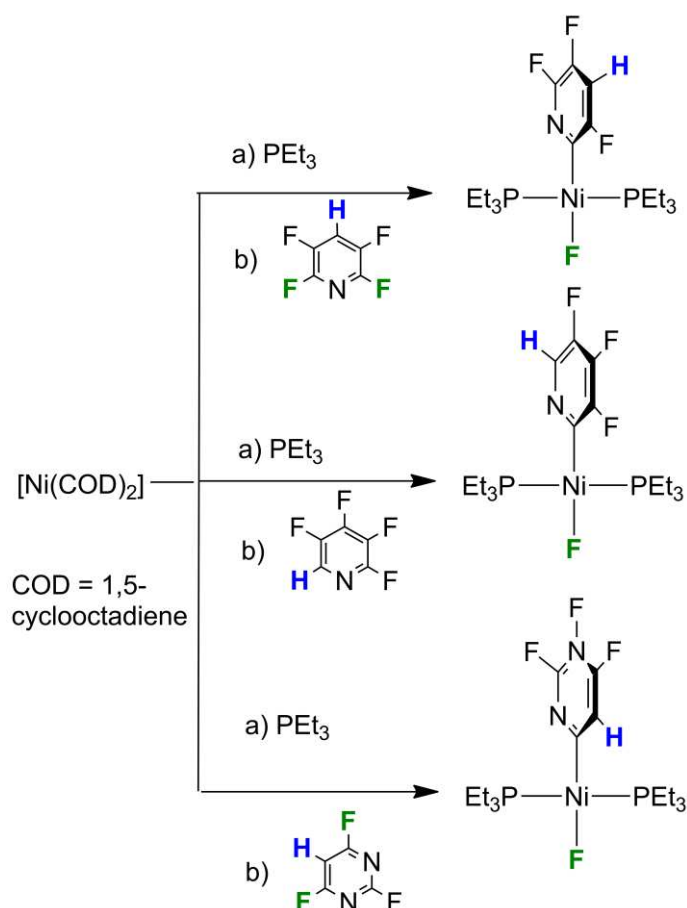
Pentafluorobenzene has also been reacted with [Ni(PCy₃)₂](μ-N₂) yielding a mixture of the expected C-H and C-F activation products *trans*-[NiH(C₆F₅)(PCy₃)₂] and *trans*-[NiF(C₆F₄H)(PCy₃)₂] in a 4:1 ratio. Similar results were obtained by heating Ni(COD)₂ with PCy₃ and pentafluorobenzene at 50 °C.³¹ Another source of Ni⁰ is [Ni(dippe)(μ-H)]₂, which reacts with pentafluorobenzene to give [Ni(dippe)]₂(μ-η²,η²-C₆F₅H) with one Ni coordinated to a CH=CF bond and the other to a CF=CF bond. This complex converts on heating to the C-F oxidative addition product NiF(2,3,4,5-C₆F₄H)(dippe) where C-F activation has occurred ortho to the C-H bond as in the Ni(PEt₃)₂ reaction.¹⁹⁷

The overall picture of these reactions of the Ni(PR₃)₂ complexes with fluorinated benzenes is that there is considerable sensitivity to the precursor, that cyclo-octadiene may become involved if it is present and that there is a potential role for Ni^I complexes. The product distribution is complicated by H/F exchange and hydrodefluorination. In the most controlled reactions, there is strong evidence for a pathway involving coordination of the fluoroarene followed by concerted C-F

or C-H oxidative cleavage leading to $\text{NiF}(\text{Ar}^{\text{F}})(\text{PR}_3)_2$ or $\text{NiH}(\text{Ar}^{\text{F}})(\text{PR}_3)_2$, respectively, but other pathways may also occur. It is abundantly clear that C-F activation products are more stable energetically than C-H activation products and the latter may be at equilibrium with $\text{Ni}(\eta^2\text{-fluoroarene})$ products.

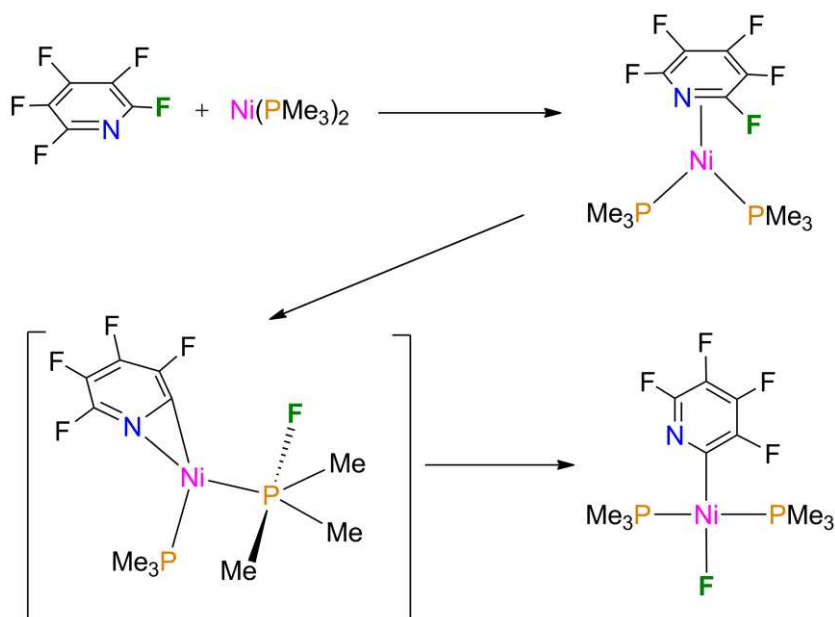
The reaction of $\text{Ni}(\text{COD})_2$ with PEt_3 and 2,3,5,6-tetrafluoropyridine generates the C-F activated product metalated at the 2-position (ortho), *trans*- $[\text{NiF}(3,5,6\text{-C}_5\text{NF}_3)(\text{PEt}_3)_2]$, with small quantities of the product metalated at the meta-position.²⁰² The reaction with 2,3,5,6-tetrafluoropyridine is 5.4 times slower than the corresponding reaction with pentafluoropyridine which also exhibits ortho selectivity.²⁰³ With 2,3,4,5-tetrafluoropyridine, the ortho-C-F activated product is formed once again (Scheme 19).²⁰⁴ Similarly, reaction with 2,4,6-trifluoropyrimidine results in C-F oxidative addition.²⁰⁵ In the original reports, none of these reactions show any C-H activation, but it has since been shown that the C-H activation product from 2,3,5,6-tetrafluoropyridine can be observed at low temperature.⁴⁰ The ortho-F selectivity persists, even in the presence of NMe_2 or OMe substituents in the 4-position of the pyridine.²⁰⁶

Scheme 19. Reactivity of $\text{Ni}(\text{COD})_2$ and PEt_3 toward fluorinated pyridines and pyrimidines (Adapted from Ref 54; Copyright 2002, Royal Society of Chemistry)



The ortho-selectivity of the reaction with pentafluoropyridine has been examined by DFT(BP86) calculations with PMe_3 as a model for PEt_3 . The preferred mechanism involves initial transfer of F to P to yield a metallofluorophosphorane intermediate and then from P to Ni, termed the phosphine-assisted pathway (Scheme 20). Although this mechanism cannot be distinguished from alternative mechanisms on the grounds of the height of the barrier, it is the only one that explains the ortho-selectivity. The corresponding calculations for tetrafluoropyridines have not been performed, but it is reasonable to postulate the same mechanism.²⁰⁷ A related phosphine-assisted mechanism has been postulated for other C-F activation reactions.²⁰⁸

Scheme 20. Phosphine-assisted mechanism of C-F activation (Adapted from Ref 207; Copyright 2010 American Chemical Society)



The related reactions of 2,3,5,6-tetrafluoropyridine were examined using $\text{Ni}(\text{PEt}_3)_2(\eta^2\text{-phenanthrene})$ as precursor and low temperature conditions, allowing observation of several intermediates, including the $\text{Ni}(\eta^2\text{-C}_5\text{NF}_4\text{H})$ adduct, the C-H activation product and the *cis*-C-F activation product (Scheme 21).⁴⁰ The observed isomer of $\text{Ni}(\eta^2\text{-C}_5\text{NF}_4\text{H})(\text{PEt}_3)_2$ corresponds to that calculated to be lowest in energy by DFT(B3LYP) methods, but the complex undergoes dynamic rearrangements even at low temperature. The kinetics of these reactions were determined (Table 3) showing that the activation barriers for C-F oxidative addition and *cis-trans* isomerization are essentially equal and much lower than calculated for pentafluoropyridine. The intermediacy of the *cis*-C-F activation product is inconsistent with the phosphine-assisted mechanism that should generate the *trans*-C-F activation product directly.⁴⁰

Scheme 21. Reaction mechanism for Ni^0 with tetrafluoropyridine (Adapted from Ref 40; Copyright 2012 American Chemical Society)

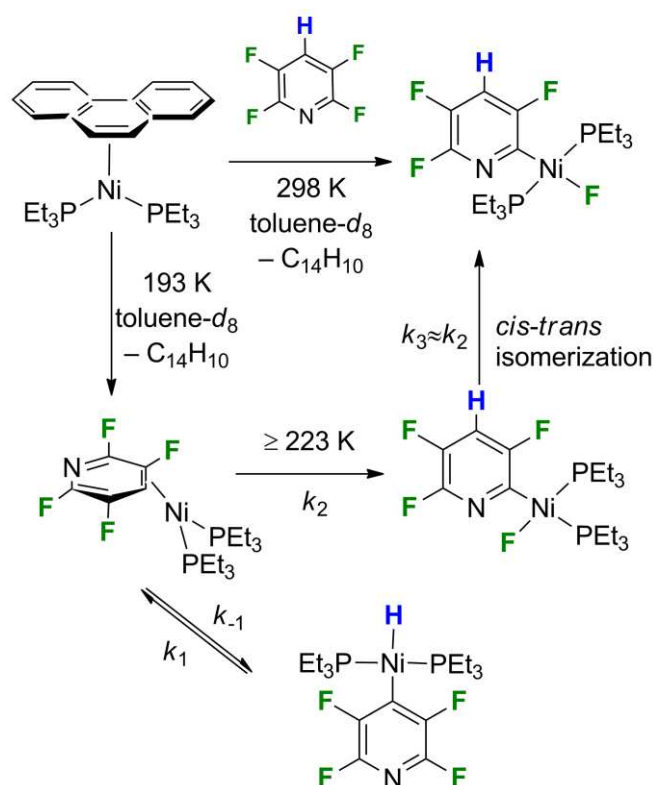


Table 3. Experimental activation parameters for reaction of tetrafluoropyridine at $\text{Ni}(\text{PEt}_3)_2(\eta^2\text{-phenanthrene})^{40}$

	C-F oxidative addition step	cis/trans isomerization step
ΔH^\ddagger (kJ/mol)	78.6	79.8
ΔS^\ddagger (J/K·mol)	22	27
ΔG_{298}^\ddagger (kJ/mol)	72.3	71.9

The preferred precursor for reactions with the N-heterocyclic carbene $i\text{Pr}_2\text{Im}$ as the spectator ligand is $[\text{Ni}(i\text{Pr}_2\text{Im})_2](\mu\text{-}\eta^2, \eta^2\text{-COD})$.³⁰ This complex reacts with a wide variety of partially fluorinated benzenes to give C-F activation products, *trans*- $[\text{NiF}(\text{Ar}^{\text{F}})(i\text{Pr}_2\text{Im})_2]$. DFT(BP86) calculations indicate that η^2 -arene complexes are formed as intermediates in C-F bond activation and hydrodefluorination. For example, the lowest energy isomer of $\text{Ni}(i\text{Pr}_2\text{Im})_2(\eta^2\text{-1,2,4-C}_6\text{F}_3\text{H}_3)$ is

predicted to have the Ni coordinated η^2 -CF=CH at the 2,3-position, consistent with the observed activation at the 2-position (Figure 18). The calculations provide an estimate that the overall C-F oxidative addition of hexafluorobenzene to the dinuclear complex is *exothermic* by 150 kJ/mol per Ni. For comparison, the oxidative addition of benzene is estimated to be *endothermic* by 74 kJ/mol.³⁰ These figures may be compared to the calculated ΔE for reaction of Ni(H₂PCH₂CH₂PH₂) with C₆F₆ and C₆H₆ of -187 and -0.4 kJ/mol, respectively (see Section 3).⁹⁰

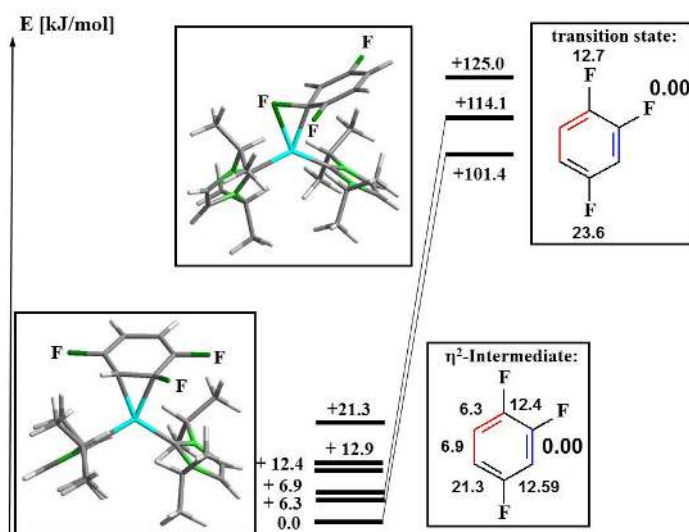


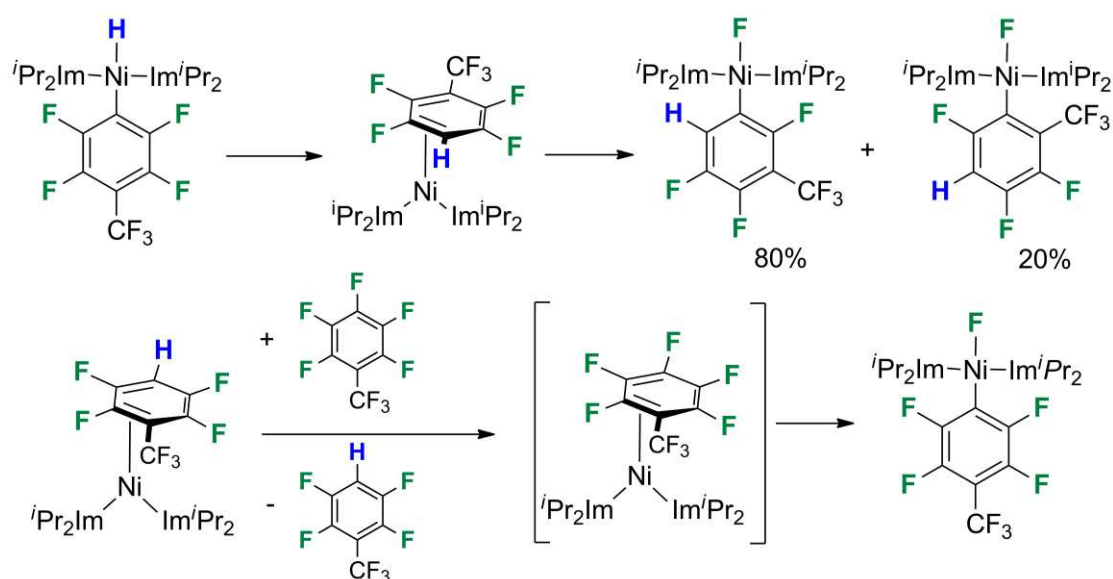
Figure 18. DFT(BP86) calculations of different isomers of Ni(*i*PrIm)₂(η^2 -1,3,4-C₆F₃H₃) and barriers to C-F activation. Adapted from ref 30. Copyright 2008 American Chemical Society.

The first such complex to be detected as an intermediate was Ni(*i*Pr₂Im)₂(η^2 -C₆F₄H(CF₃)). This complex could be isolated and is demonstrated to react with perfluorotoluene to give the C-F activation product of perfluorotoluene (Scheme 22). Without added substrate, it rearranges to a mixture of two isomeric fluorides in a ratio of 4:1 in favor of the ortho-isomer. Another significant aspect is the rearrangement of the corresponding hydride complex *trans*-[NiH(C₆F₄(CF₃))(*i*Pr₂Im)₂]. This hydride, which can be made independently by reaction with a silane, rearranges via the η^2 -arene complex to these two fluoride complexes (Scheme 22). DFT(BP86) calculations show that the NiH to Ni(η^2 -arene) conversion is exothermic by 28 kJ/mol and the conversion to the fluorides

is exothermic by a further 88 kJ/mol. Intriguingly, the calculations assuming a concerted C-F activation mechanism (i.e. simultaneous formation of M-C and M-F bonds) predict the reverse of the observed preference for the two isomeric fluoride complexes. The authors suggest that this may be an indication that other pathways may occur.⁴¹

Scheme 22. Interconversion of hydride, fluoride and arene complexes at Ni carbene

(Adapted from Ref 41; Copyright 2012 American Chemical Society)



Nickel complexes with zwitterionic amido ligands have also proved reactive toward hexafluorobenzene and partially fluorinated benzenes. Reaction of the methylazolium isopropylamide ligand yielded exclusively C-F oxidative addition products.²⁰⁹

When it is considered that palladium is the commonest element for metal-mediated reactions of hydrofluoroarenes, it would be expected that there would be plenty of evidence of stoichiometric reaction between Pd complexes and hydrofluoroarenes; in reality, our search was barely successful. The best example is to be found in a recent study reported on the influence of silver salts on the reaction of $Pd(OAc)_2(dtbbpy)$ ($dtbbpy = 4,4'$ -di-*t*-butyl-2,2'-bipyridine) with pentafluorobenzene. The reaction yields a mixture of $Pd(C_6F_5)(OR)(dtbbpy)$ ($R = Ac$ or $C(O)tBu$) and $Pd(C_6F_5)_2(dtbbpy)$. The reaction requires silver salts $AgOC(O)tBu$, Ag_2CO_3 , $AgOAc$ or $AgOC(O)CF_3$,

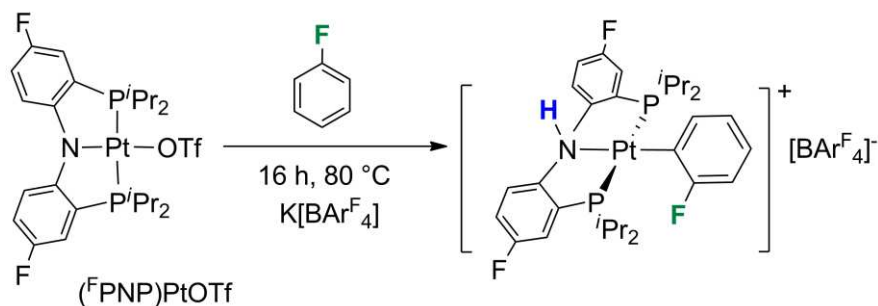
but the product distribution varies according to the salt. An intermediate was observed that was demonstrated to contain an Ag-(C₆F₅) bond. The authors propose that AgOC(O)*t*Bu and C₆F₅H react to generate this species which undergoes transmetalation at Pd. The intermediate is proposed on the basis of DFT (B3LYP plus large basis set single points) calculations to be a Ag₂(C₆F₅) species with bridging carboxylate.²¹⁰

Although the oxidative addition reaction of Pd(PCy₃)₂ with pentafluoropyridine yields *trans*-[PdF(C₅F₄N)(PCy₃)₂], there have been no corresponding reports of reactions with partially fluorinated pyridines or benzenes, perhaps because the reaction with pentafluoropyridine needs considerably higher temperatures than the corresponding reactions of nickel or platinum complexes.²¹¹

One of the earliest demonstrations of C-H selectivity was the reaction of Pt(PCy₃)₂ with C₆F₅H, 1,3,5-C₆F₃H₃ and 1,3-C₆F₂H₄ yielding *trans*-[PtH(Ar^F)(PCy₃)₂] by oxidative addition. Fluorobenzene and the other difluorobenzenes did not react. Although the authors did not identify the regio-isomer formed with 1,3-C₆F₂H₄, with current knowledge we can recognize from the ¹⁹F NMR data that the Pt lies ortho to both fluorines.²¹² Later investigation of the corresponding reaction with 2,3,5,6-tetrafluoropyridine also showed C-H oxidative addition,²¹¹ but reaction with 2,3,5-trifluoro-4-(trifluoromethyl)pyridine resulted in C-F oxidative addition to yield *trans*-[PtF{2-C₅NHF₂(CF₃)}(PCy₃)₂].²¹³ These oxidative addition reactions contrast with the behavior of Pt⁰(PR₃)₂ toward pentafluoropyridine which results in transfer of fluorine to the phosphine and R to the metal yielding *trans*-[Pt(R)(4-C₅NF₄)(PR₃)(PR₂F)] by a phosphine-assisted C-F bond activation.^{211,213} The computational comparison of the energetics and kinetics of C-H and C-F bond activation at Pt(H₂PCH₂CH₂PH₂) is discussed in Section 3.3.

The reaction of the pincer complex (^FPNP)PtOTf with benzene results in a 1,2-addition reaction at the C-H bond with transfer of hydrogen to the nitrogen atom of the pincer ligand. Fluorobenzene follows the same pattern with reaction at the ortho-C-H bond (Scheme 23).²¹⁴

Scheme 23. Reactivity of platinum PNP pincer toward fluorobenzene (Adapted with permission from ref 214, Copyright 2013; Royal Society of Chemistry)



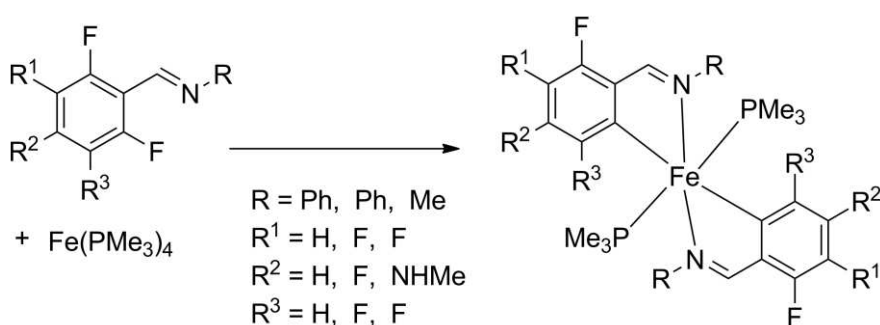
4.2.2.6 Group 11. We referred to the important demonstration of Cu-catalyzed fluorination in Section 3 and to the evidence for the role of Ag salts in Pd-mediated reactions in Section 4.2.2.5. The role of Ag will also appear in section 5 under catalysis. A study of hydrodefluorination of fluoroarenes by AuH(IPr) (IPr = N,N-bis(2,6-diisopropylphenyl)imidazolin-2-ylidene) revealed that a charge-transfer complex was formed between AuH(IPr) and C₆F₅(NO₂); however, the UV/vis measurements did not extend to partially fluorinated arenes.²¹⁵ The reaction of 2-(2,3,4,5-tetrafluorophenyl)pyridine (Htfppy) with AuCl(IDipp) (IDipp = bis(2,6-diisopropylphenyl)imidazole-2-ylidene) generates Au(tfppy)(IDipp) in which C-H activation has occurred at the fluorinated phenyl moiety leaving the pyridyl unit uncoordinated. An analogue can also be synthesized with a P(tol)₃ ligand in place of IDipp. The corresponding reaction of Cu(OH)(IDipp) with 2-(2,4-difluorophenyl)pyridine behaves similarly, resulting in a copper difluorophenylpyridine complex with two C-F bonds ortho to the Cu-C bond in another example of ortho selectivity. Further related reactions are covered under cyclometalation (section 4.2.3).²¹⁶

4.2.3 Intramolecular Aromatic Cyclometalation. Direct C-H/C-F bond activation reactions at transition metals form key steps in many cyclometalation processes. The synthesis of a metallacycle involves the coordination of a transition metal to a donor atom, such as N, S or O, followed by an intramolecular C-X activation, where X could be H or F, which closes the 5- or 6-membered ring.^{217,218} Achieving chemoselectivity in systems where both C-F and C-H activation are possible is one of the main challenges in cyclometalation reactions of fluorinated systems. The intermolecular activation of a C-F bond with first row transition metals is well established, in particular with Ni and Co, whereas with second and third row transition metals it is much less common due to the higher kinetic barrier, as has been shown in the preceding sections. This

section of the review will cover examples of systems where competition exists between C-H and C-F activation in the formation of metallacycles, and will highlight the factors which play a role in determining the outcome. We show that C-F activation may accompany cyclometalation, even for 3rd-row transition metals.

4.2.3.1 Group 8. The degree of fluorination in a partially fluorinated substrate has been shown to have a large influence on the selectivity of cyclometalation at Fe⁰.²¹⁹ The Fe⁰ complex Fe(PMe₃)₄ reacts with ortho-fluorinated benzylimines giving Fe^{II} complexes via a double C-F activation reaction. The proposed mechanism involves the π -coordination of the imine to the Fe⁰ followed by C-F activation *ortho* to the anchoring group to give the C-F activation product (Scheme 24).

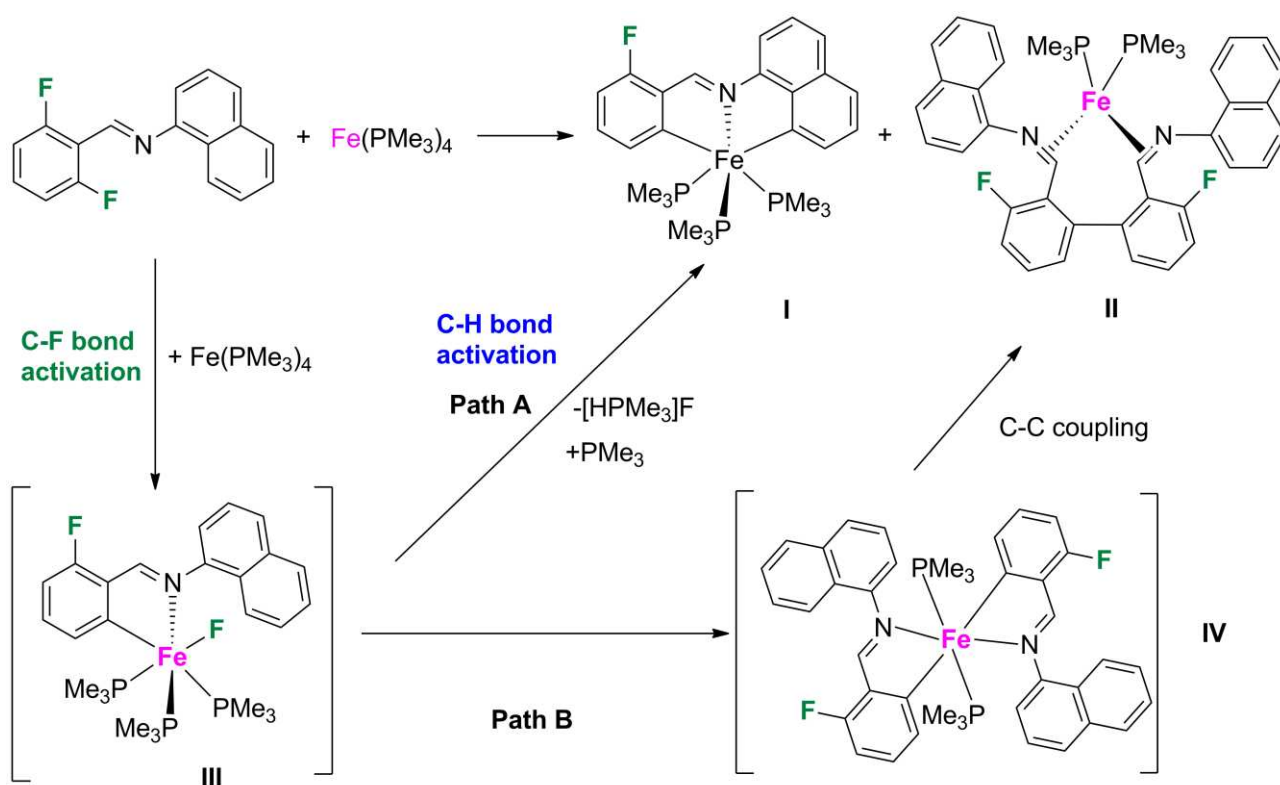
Scheme 24. Reactivity of Fe(PMe₃)₄ toward fluorinated imines (Adapted with permission from ref 219; Copyright 2011 Royal Society of Chemistry)



The synergic effect of the PMe₃ ligand and of the electron-rich Fe⁰ favor the C-F activation, and the yield of the products increases with the number of fluorine atoms on the phenyl ring of the imine. The effect of the aryl groups of the imines on the activation reaction was also investigated, showing that it was not possible to observe the corresponding metallacycle obtained by C-F activation when using the difluorinated substrate including a naphthyl group. Instead, the reactions afforded a mixture of two metallacycles: **I** obtained via a combination of C-F and C-H activation, and **II**, the product of a double C-F activation (Scheme 25). The proposed mechanism involves the formation of intermediate **III** via C-F activation through oxidative addition to the Fe⁰ complex.

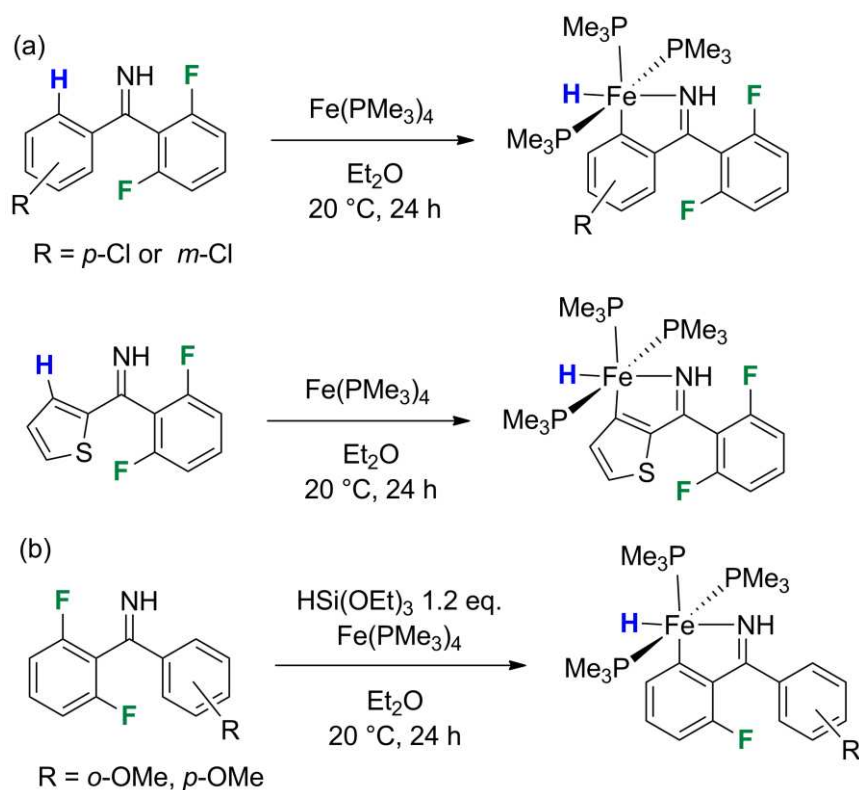
Complex **I** is then formed by subsequent C-H activation. Intermediate **III** can also undergo double C-F activation, as for the complexes in Scheme 24, to form complex **IV**, which undergoes C-C coupling via reductive elimination due to the bulkiness of the naphthyl groups (Scheme 25).

Scheme 25. Reactivity of $\text{Fe}(\text{PMe}_3)_4$ toward difluorinated imine (Adapted with permission from ref 219; Copyright 2011 Royal Society of Chemistry)



Structural features also influence the chemoselectivity in reactions of Fe^0 with fluorinated arylimines. When $\text{Fe}(\text{PMe}_3)_4$ was reacted with fluorinated arylimines with chlorophenyl or thiophene groups in diethyl ether, C-H activation was obtained selectively.²²⁰ The anchoring arm of the imine system plays a role in the chemoselective formation of the product, and the coordination of the metal center to the nitrogen atom allows the activation to occur in the *ortho* position (Scheme 26a).

Scheme 26 Reactivity of $\text{Fe}(\text{PMe}_3)_4$ toward functionalized imines (Adapted with permission from ref 220; Copyright 2015 Wiley VCH)

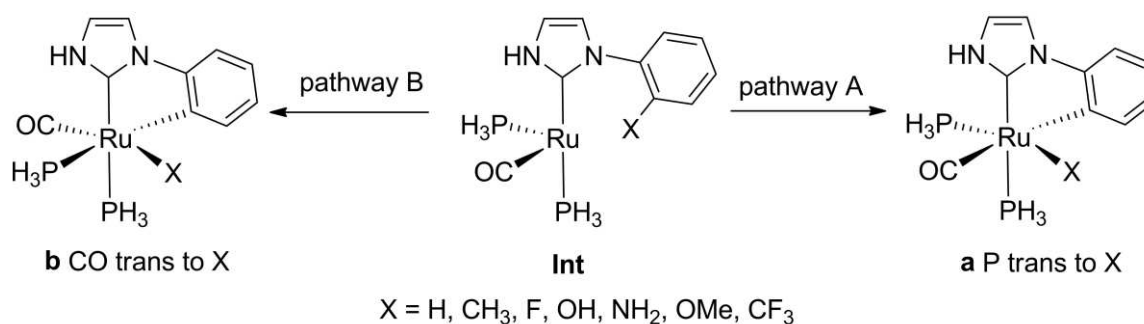


When the same Fe complex is reacted with substrates containing methoxy substituents in the presence of $\text{HSi}(\text{OEt})_3$, the only products formed are two hydride complexes arising by C-F activation and H/F exchange. The presence of EDGs on the non-fluorinated ring seems to be responsible for the selective process, while the presence of EWGs favored the C-H activation as shown in the system above (Scheme 26b).

The metal-ligand coordination environment can also affect the electronic energy and energy barrier of the C-X ($\text{X} = \text{H}, \text{F}$) activation reaction, leading to different pathways depending on the X group and the spectator ligands, as shown in a DFT(BP86) study of cyclometalation of C-aryl substituted NHCs containing heteroatoms at the model system $\text{Ru}(\text{NHC})(\text{PH}_3)_2(\text{CO})$, (NHC = 1-($\text{C}_6\text{H}_4\text{-2-X}$)imidazol-2-ylidene, $\text{X} = \text{H}, \text{F}, \text{CH}_3$, etc.) (Scheme 27).²²¹ The trends in ΔE and ΔE^\ddagger are correlated with the strength of the Ru-X bond formed. The C-H activation occurs preferentially following the pathway where the C-H bond is *trans* to the PH_3 ligand. This geometry enables

formation of a strong agostic interaction between the Ru and the *ortho* C-H bond allowing it to undergo C-H activation without any energy barrier. In contrast, with X = F, there is an energy barrier of 38 kJ/mol and a long Ru...F distance at the transition state (3.07 Å), but the process is still thermodynamically favorable ($\Delta E = -161$ kJ/mol). The two pathways (A and B) for the C-F activation differ in the orientation of the NHC ligand (Scheme 27). The product obtained from pathway B is more stable due to the greater 'push-pull' interactions along the F-Ru-CO axis, which relieves the Ru-F filled-filled $d\pi$ - $p\pi$ interaction.

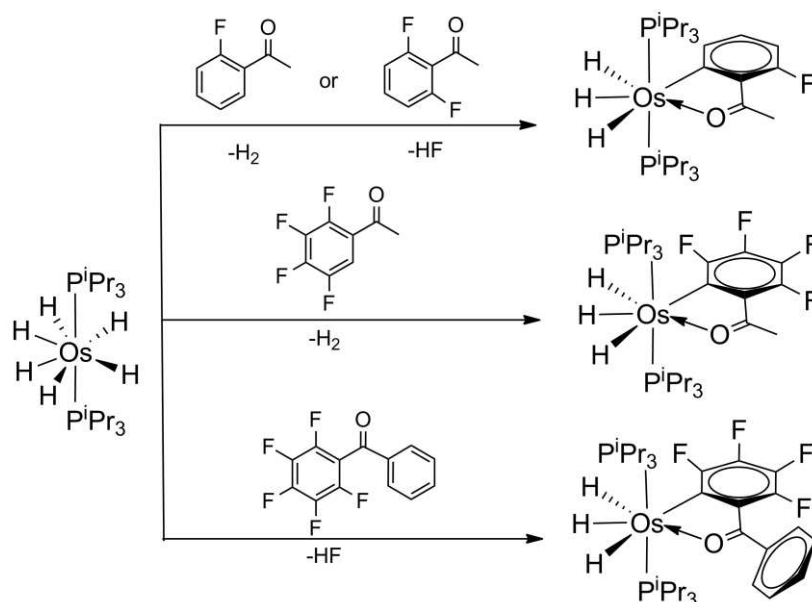
Scheme 27. Models for the computational study of cyclometalation of Ru carbene complexes (Adapted from ref 221; Copyright 2008 American Chemical Society)



The chemoselectivity of C-H /C-F activation reactions can also be influenced by the structure of the final product. When the osmium complex $\text{Os}(\text{H})_4(\text{P}i\text{Pr}_3)_2$ was reacted with 2,3,4,5,6-pentafluorobenzophenone, a substrate with one perfluorinated benzene ring, C-F activation was favored over C-H (Scheme 28).²²² With 2-fluoroacetophenone, C-H activation is preferred, whereas with 2,6-difluoroacetophenone it is C-F activation that occurs. These two substrates therefore yield the same organometallic product. DFT(B3LYP) calculations were performed to understand the difference between this system and the reaction with 2-fluoroacetophenone. C-H activation occurred preferentially in the case of the monophenyl group due to kinetic factors, related to the preferred arrangement of the starting ketone, where the fluorine atom is *anti* with respect to the carbonyl group and thus out of reach of the metal. From a thermodynamic point of view, the C-F

activation of the perfluorinated ketones is favored with respect to C-H activation due to the greater H-F bond energy compared to that of H-H in the products, which compensates for the higher energy required to break a C-F bond. Related studies have been reported on $\text{Os}(\text{H})_4\{\text{xant}(\text{P}i\text{Pr}_2)_2\}$ ($\{\text{xant}(\text{P}i\text{Pr}_2)_2\}$ = 9,9-dimethyl-4,5-bis(diisopropylphosphino)xanthene). In this case, C-H activation is preferred both with 2-fluoroacetophenone and 2,6-difluorobenzophenone. An analogous reaction at a ruthenium complex also effects C-H activation.²²³

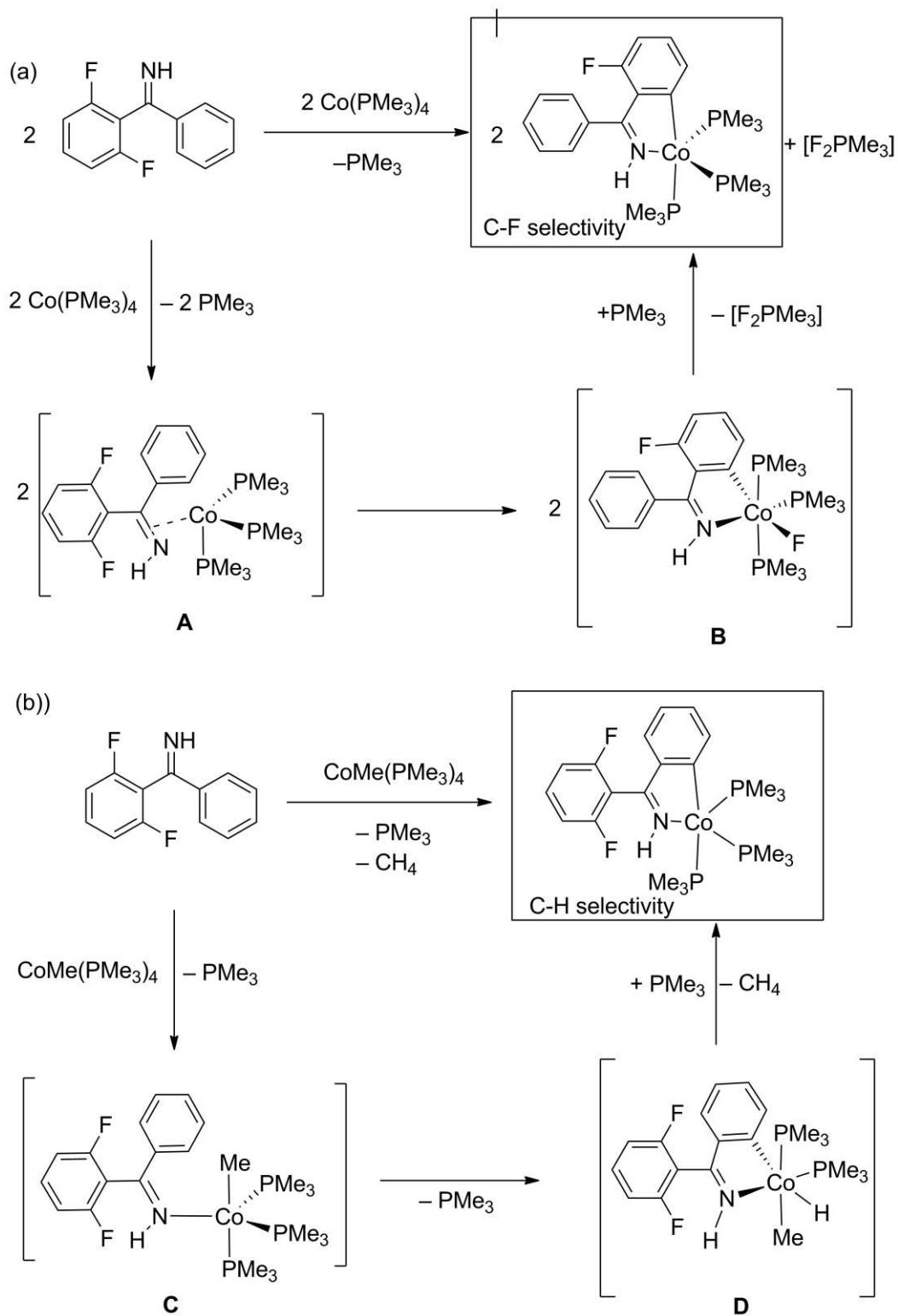
Scheme 28. Cyclometalation of ketones at osmium (Adapted from ref 222; Copyright 2001 American Chemical Society)



4.4.3.2. Group 9. The chemoselectivity at an electron rich cobalt center can also be changed depending on the substrates. When $\text{CoMe}(\text{PMe}_3)_4$ and $\text{Co}(\text{PMe}_3)_4$ were reacted with fluorinated phenylimines and fluorinated phenylketones, C-H and C-F bond activation could be obtained only with imines, with C=NH being a better anchoring group compared to C=O. When $\text{Co}(\text{PMe}_3)_4$ was reacted with 2,6-difluorobenzophenone imine, selective C-F activation was obtained (Scheme 29a).²²⁴ The proposed mechanism suggests a π -coordination of the C=N bond to the cobalt center which allows the C-F bond ortho to the anchoring group to approach the metal (intermediate **A**).

Oxidative addition of the C-F bond at the Co^0 center forms intermediate **B** that undergoes reductive elimination to form product. When the same substrate (2,6-difluorobenzophenone imine) was reacted with Co^I complex $\text{CoMe}(\text{PMe}_3)_4$, only selective C-H activation occurred. The suggested mechanism involves the coordination of the imine in the first step (intermediate **C**) followed by cyclometalation via the activation of the C-H bond of the phenyl group ortho to the anchoring group, which leads to the formation of a Co^{III} intermediate (**D**) that undergoes reductive elimination to form the product (Scheme 29b).

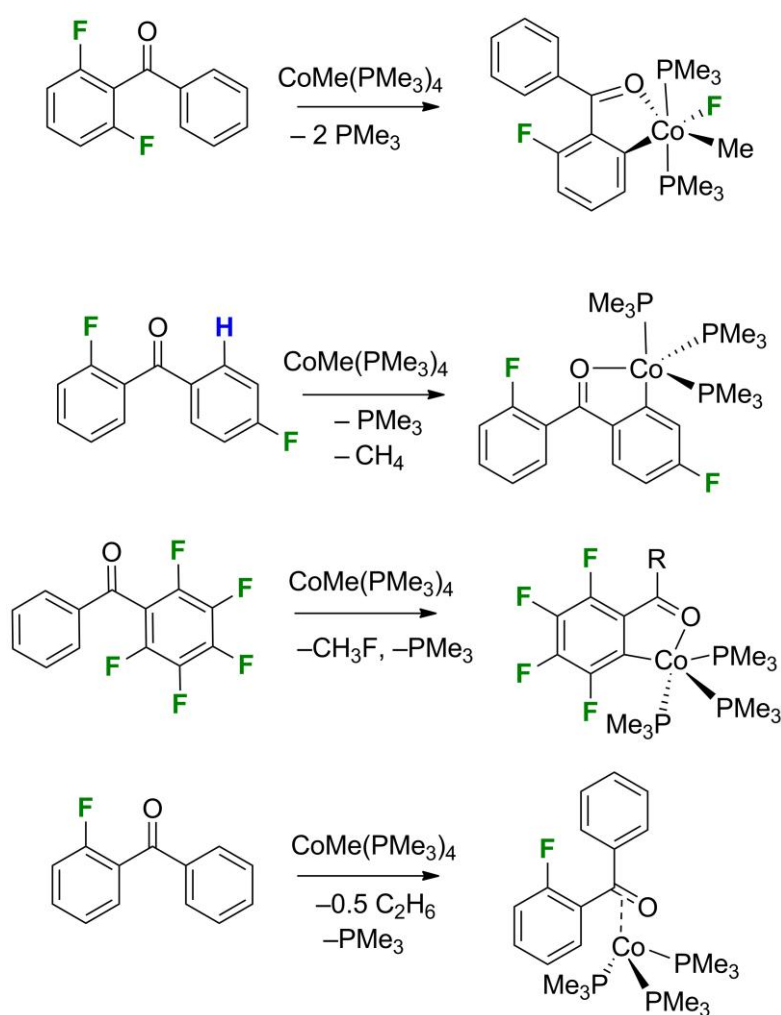
Scheme 29. Dependence of cyclometalation product on Co precursor (a) $\text{Co}(\text{PMe}_3)_4$, (b) $\text{CoMe}(\text{PMe}_3)_4$ (Adapted with permission from ref 224; Copyright 2010 Elsevier)



When 2,6-difluorobenzophenone was reacted with $\text{CoMe}(\text{PMe}_3)_4$, only the C-F activation product could be observed: the product corresponds to intermediate **B** in Scheme 29a. When the same Co complex was reacted with 2,4'-difluorobenzophenone, the C-H activation product was obtained in good yield due to the thermodynamically favored evolution of methane (Scheme 30).

The reaction of $\text{CoMe}(\text{PMe}_3)_4$ with a ketone containing two phenyl groups, of which one was perfluorinated, showed complete chemoselectivity for C-F activation.²²⁵ The corresponding reaction with mono-fluorinated benzophenone yields a Co π -complex with intramolecular elimination of ethane (Scheme 30). The effect of the geometry of the product on the chemoselectivity of C-H/C-F activation reactions in partially fluorinated substrates has been investigated by DFT(B3LYP) calculations for cobalt complexes formed by cyclometalation of Co^{III} with fluorinated phenylimines.²²⁶

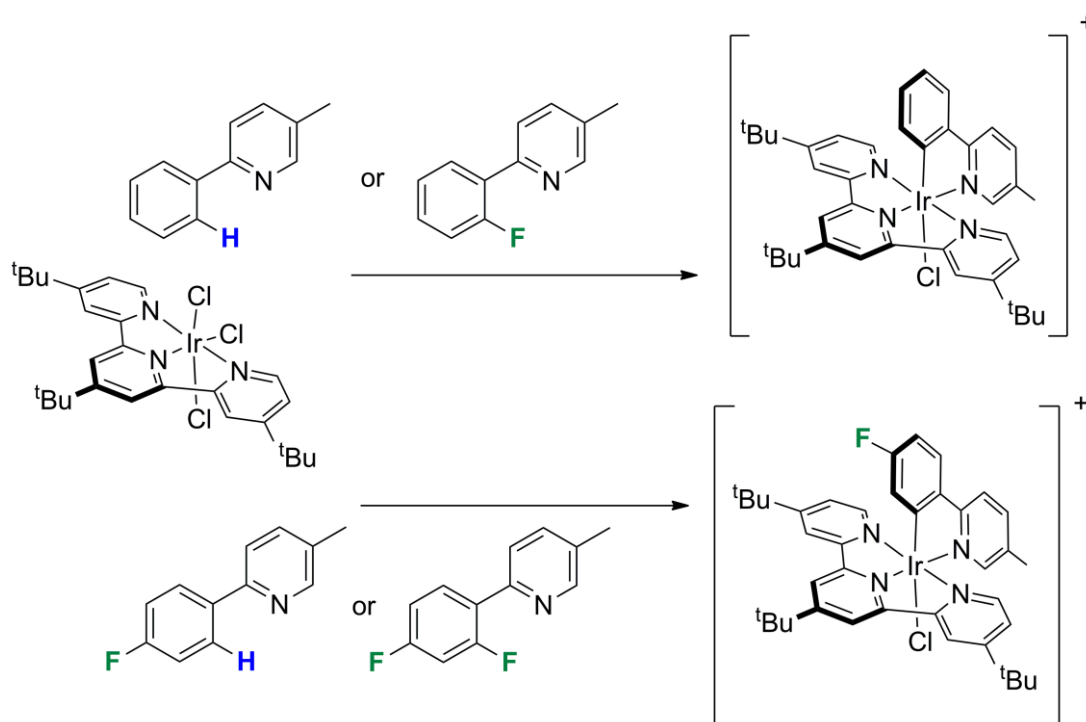
Scheme 30. Reactions of fluorinated benzophenones with $\text{CoMe}(\text{PMe}_3)_4$ (Adapted with permission from ref 225; Copyright 2008 Royal Society of Chemistry)



The cyclometalation of fluorinated biphenyls and fluorinated anisoles at iridium pincer complexes was discussed in Section 4.2.2.4.^{190,191}

Kinetic and thermodynamic conditions have an impact on the chemoselectivity of the product in cyclometalation reactions at Ir^{III}. When [Ir(^tBu₃tpy)Cl₃] (tpy = terpyridyl) reacts with fluorinated phenylpyridine substrates, only C-F activation is observed in preference to C-H. The chemoselectivity appears related to the formation of an Ir^I species during the cyclometalations generated at high temperature by oxidizing solvents. The Ir^I complex then undergoes oxidative addition to give the final Ir^{III} complex via C-F activation, favored thermodynamically over C-H activation. The final products are the same as those formed by C-H activation without the ortho fluorine in the substrate (Scheme 31).²²⁷

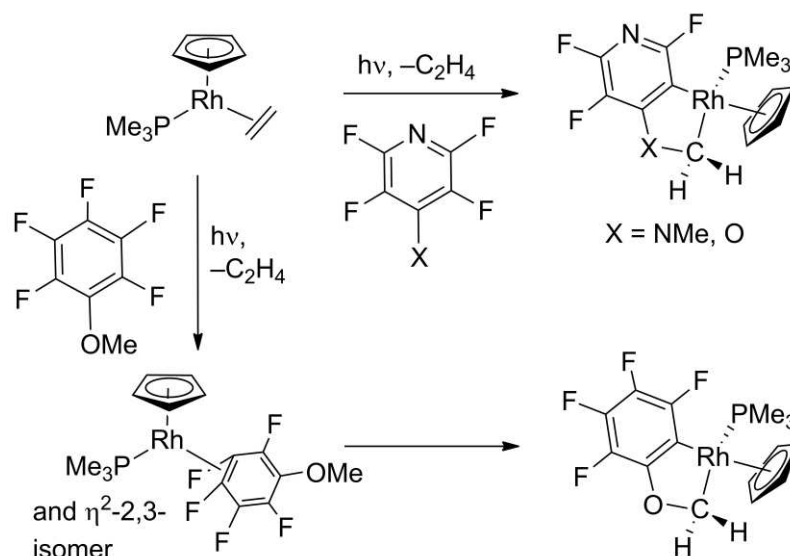
Scheme 31. Cyclometalation of fluorinated terpyridyls at Ir (Adapted from ref 227; Copyright 2016 American Chemical Society)



The influence of thermodynamic factors has also been observed to have an effect on the chemoselectivity at Rh. When CpRh(PMe₃)(C₂H₄) is photolyzed, it loses ethylene, forming an

unsaturated 16-electron complex, which is able to undergo different kinds of activation reactions (Section 4.2.2.2). If reacted with C_6F_5OMe , $C_5NF_4(4-OMe)$ or $C_5NF_4(4-NMe_2)$, cyclometalation products are obtained where the C-F activation occurs selectively at the position ortho to the OMe/NMe₂ group (Scheme 32). In the reaction with C_6F_5OMe , it is possible to observe the $Rh(\eta^2-C_6F_5OMe)$ intermediate.^{228,176} This cyclometalation requires C-H and C-F activation along with elimination of HF which can be considered the driving force of the reaction. This result is in agreement with what was observed by Jones *et al.*²²⁹ but contrasts with the behavior of the same substrate with $Ni(COD)_2$, where C-F occurs in the ortho position to the nitrogen atom.²⁰² The Rh complex needs a primary carbon and a donor atom on the substrate to undergo cyclometalation. Different products were observed when the Rh complex was reacted with ethyl- and ethoxy-tetrafluoropyridine. Again, this behavior contrasts with that observed for Ni^0 .²⁰⁶

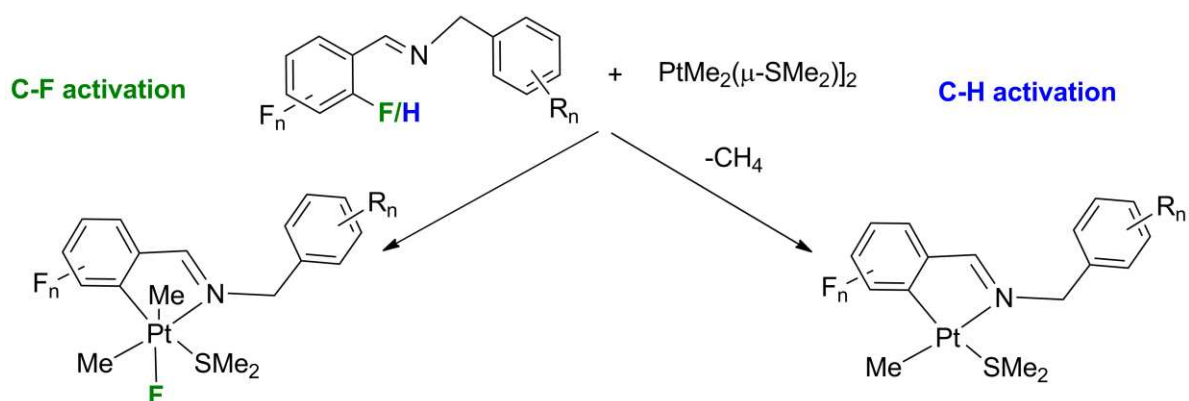
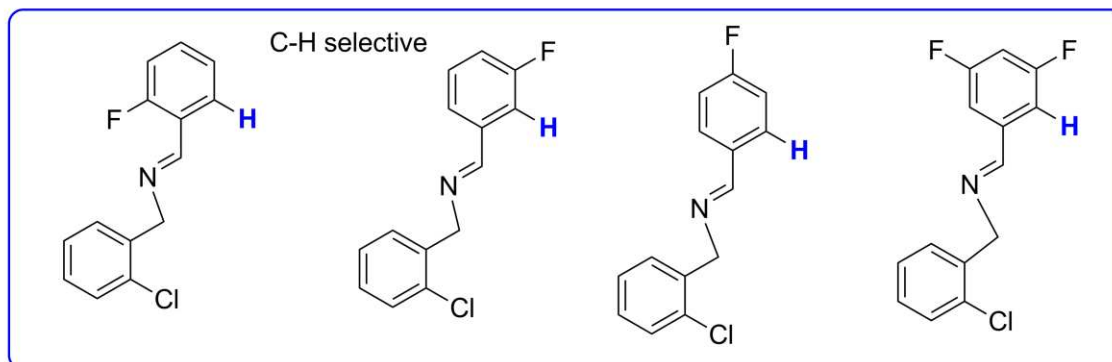
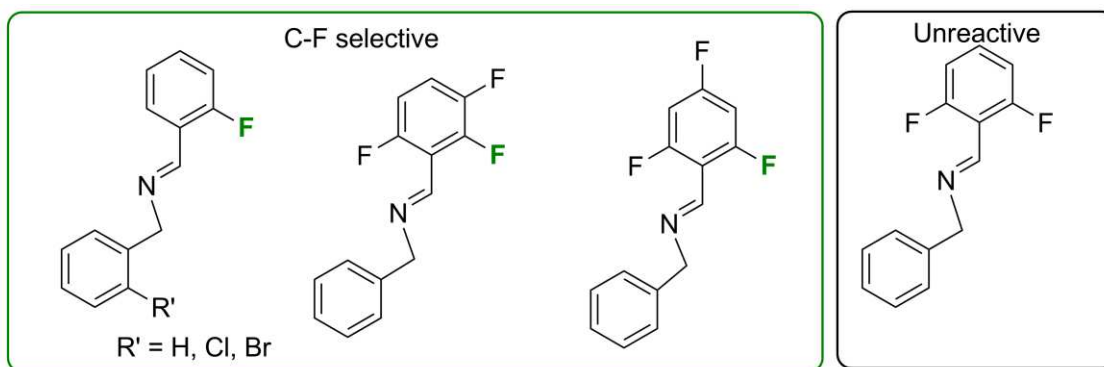
Scheme 32 Photo-induced cyclometalation at $CpRh^{228,176}$



The ortho-fluorine effect has been observed in acetate-promoted reactions at iridium and rhodium of fluorinated phenylimines.¹⁴⁷ When $[Cp^*MCl_2]_2$ ($M = Rh, Ir$) complexes were reacted with phenylimines in the presence of NaOAc, only C-H activation was observed. The isomer (Scheme 33) obtained from C-H activation with F in the ortho position with respect to the metal is the favored product ($o:p = 2.3:1$ for Ir and 8.5:1 for Rh). All other phenylimines yield para-substituted products.

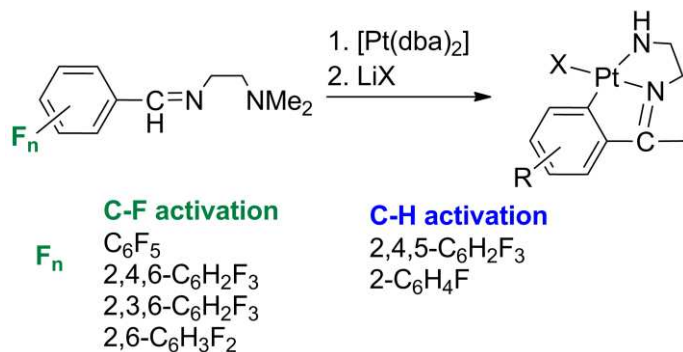
number of other fluorine substituents, but also by its proximity to another fluorine substituent.^{230,47,231} Scheme 34 shows those substrates that react *via* C-F activation and those that react *via* C-H activation and one unreactive substrate. Although the nature of the activated bond and its position affect the activation parameters,^{232,233} the reaction mechanism seems to be the same and consists of an oxidative addition at Pt^{II} to form a Pt^{IV} complex.²³¹ Of all the C-X bonds, the activation of the C-F bond seems to be the most difficult but it can nevertheless be achieved in preference to C-H bonds.^{234,232,235} Full kinetic studies have been performed as a function of temperature and pressure leading to activation enthalpies, entropies and volumes providing the most detailed kinetic information that we have available for C-H and C-F bond activation for any reaction.²³⁴ A comparison between the activation parameters for the oxidative addition of C-X bonds at Pt^{II} shows a remarkably low value for ΔH^\ddagger in the C-F bond activation compared to that for the weaker C-H or C-Cl bonds. These very low values are compensated by the more negative ΔS^\ddagger values for all the substrates, suggesting that a rearrangement to put the C-F bond in the correct orientation takes place before the activation. Thus, the measured C-F activation parameters for substrate C₆F₅-CH=NCH₂Ph are ΔH^\ddagger 30 kJ/mol and ΔS^\ddagger -198 J/K/mol, while the C-H activation parameters for 2-C₆FH₄-CH=NCH₂C₆H₄Cl are ΔH^\ddagger 61 kJ/mol and ΔS^\ddagger -85 J/K/mol. These reactions have been developed for catalytic C-F activation.⁵¹

Scheme 34. Substrates for cyclometalation at Pt⁴⁷



The degree of fluorination can influence the selectivity of cyclometalation as also observed for iron complexes.²¹⁹ When Pt^0 compound $\text{Pt}(\text{dba})_2$ (dba= dibenzylidene acetone) is reacted with imine aryl groups having different degrees of fluorination, C-F activation is the dominant process with the exception of substrates bearing only one F ortho to the bond to be activated; the latter undergo C-H activation. When the Pt^0 complex was reacted with imines with a pendant NMe group, metallacycles were formed via C-H or C-F activation, followed by a ligand metathesis reaction with LiBr or LiCl. With the substrate containing a 2,3,6- $\text{C}_6\text{F}_3\text{H}_2$ substituent where two positions are available for C-F activation, only the one with a fluorine in the ortho position is activated, giving as a result a single isomer (Scheme 35).²³⁶

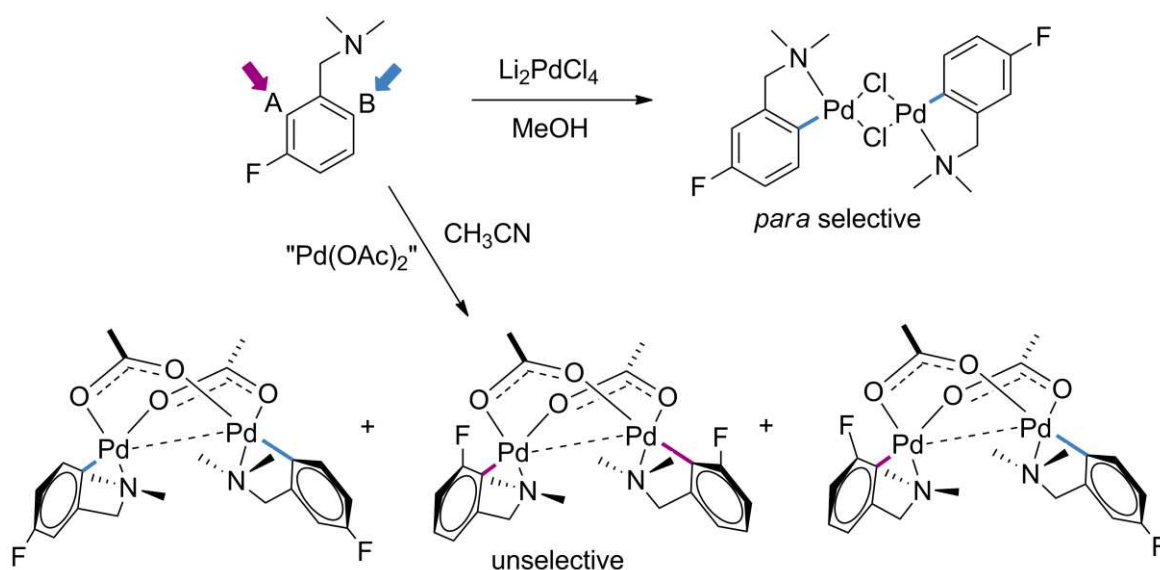
Scheme 35. Imine cyclometalation at Pt⁰ (Adapted with permission from ref 236; Copyright 2004 Elsevier)



These results contrast with the activation of chlorinated and brominated imines at Pt⁰ where the oxidative addition occurs at the less hindered C-Cl bond,²³⁷ but also shows that the presence of a fluorine atom *ortho* to the bond to be activated can enhance its reactivity.^{233,231,235}

By contrast, different regioselectivity was observed for the intramolecular C-H activation of fluorinated benzylamines at Pd^{II} according to the source of Pd.³⁶ When the substrate was reacted with Li₂PdCl₄ to form chloride-bridged palladacycles the activation was regioselective para to the transition metal (Scheme 36), behavior which differs from that observed for phenylimines at Rh and Ir.³⁷ When the substrates were reacted with palladium acetate, to form acetate-bridged palladacycles, a mixture of different isomers was obtained and no regioselectivity was observed. It is postulated that Li₂PdCl₄ reacts via an electrophilic substitution mechanism, while palladium acetate reacts by a concerted metalation deprotonation (CMD) mechanism. This behavior could be attributed primarily to the structure of the resulting palladacycles. Crystallographic analysis of the products shows that acetate-bridged palladacycles have flexible clam-shell structures, which can distort to avoid repulsion between a fluorine atom and the oxygen of the acetate bridge. In the case of the chloride palladacycles formed with Li₂PdCl₄, the structure is planar and the repulsion between the chlorine and the fluorine cannot be avoided.

Scheme 36. Cyclometalation reactions of Pd^{II} with fluorinated benzylamines (Adapted from ref 36; Copyright 2015 American Chemical Society)



The reaction of 2-(2,3,4,5-tetrafluorophenyl)pyridine (Htfppy) with $\text{Cu}(\text{OH})(\text{IDipp})$ generates a copper difluorophenylpyridine complex with a bidentate phenyl pyridine ligand by C-H activation. An analogue can also be made a chelating diphosphine; these complexes have striking luminescence properties.²¹⁶

4.2.4 Intermolecular Reactions with Fluorinated Alkenes. The number of studies on the C-H/C-F activation of partially fluorinated alkenes is modest although numerous papers concern fully fluorinated alkenes. A review on the topic including perfluorinated and partially fluorinated alkenes has been published by Ohashi and Ogoshi.⁵²

4.2.4.1 Early transition metal complexes. Investigations of the reactivity of $\text{Cp}^*_2\text{ZrH}_2$ with various fluoroalkenes show that C-F activation is observed exclusively regardless of the position of fluorine, vinylic or allylic or a substituent on a saturated carbon chain. The reactions are always run under H_2 so that in general, the defluorinated alkene is not the final product and defluorinated alkanes are obtained. The substrate 3,3,3-trifluoropropene reacts with 4 equiv of $\text{Cp}^*_2\text{ZrH}_2$ to give propane and Cp^*_2ZrHF . Complete defluorination occurs within 10 min at room temperature. The intermediate fluorocarbon $\text{CF}_2=\text{CH}-\text{CH}_3$ was identified by GC/MS and ^{19}F NMR spectroscopy.

Propene was not observed as an intermediate as the reaction is run under H₂ pressure.²³⁸ Cp*₂ZrH₂ reacts with vinylic carbon-fluorine bonds of CF₂=CH₂ and 1,1-difluoromethylenecyclohexane (CF₂=C₆H₁₀) to afford Cp*₂ZrHF and hydrodefluorinated products. Experimental evidence suggests that an insertion/β-fluoride elimination mechanism is occurring. The same precursor reacts with allylic C-F bonds of the olefins, CH₂=CHCF₃, CH₂=CHCF₂CF₂CF₂CF₃, and CH₂=C(CF₃)₂ to give preferentially Cp*₂ZrHF and CH₃-CH=CF₂, CH₃-CH=CF-CF₂CF₂CF₃, and CF₂=C(CF₃)(CH₃), respectively, by insertion/β-fluoride elimination. In the reactions of Cp*₂ZrH₂ with CH₂=CHCF₃ and CH₂=CHCF₂CF₂CF₂CF₃, both primary and secondary alkylzirconium olefin insertion intermediates were observed in the ¹H and ¹⁹F NMR spectra at low temperature.²³⁹ This reaction can be explained by two mechanisms: olefin insertion into the Zr-H bond followed by fluorine elimination or H/F exchange in a 4-center metathesis type transition state as shown in Figure 19. The latter mechanism would be disfavored because it would build negative charge on the β-carbon during metathesis. Experimental evidence favors the mechanism via insertion/β-F elimination.¹⁴³ A similar preference for C-F activation is obtained in the reaction of Cp*₂HfH₂ with various fluorinated arenes.¹⁴⁴

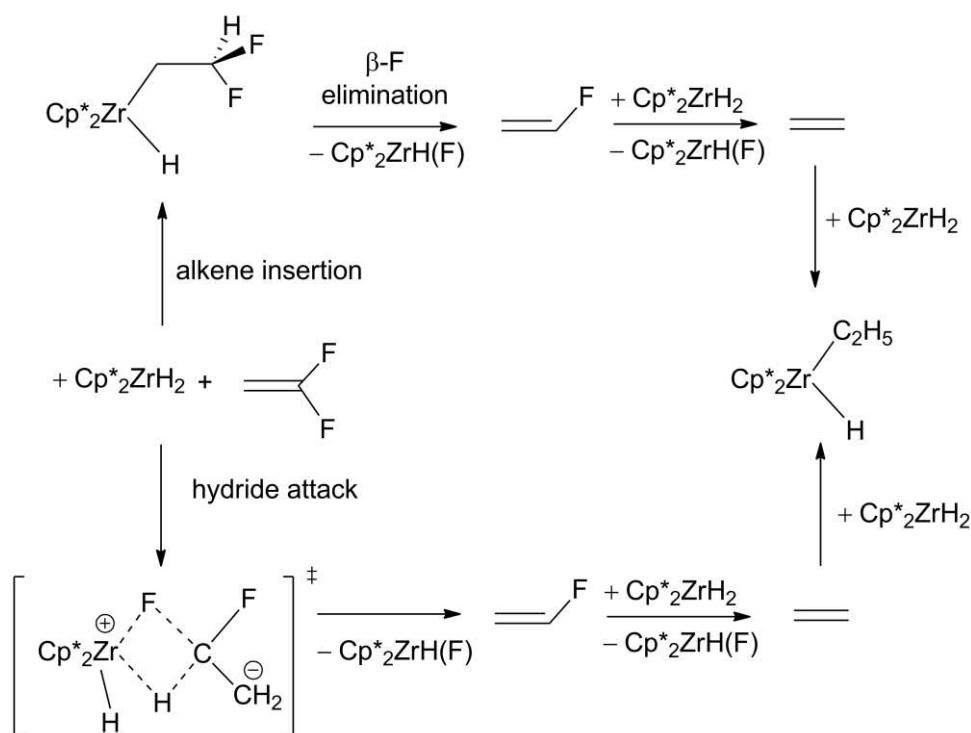


Figure 19. Mechanisms of reaction of fluoroalkene at $\text{Cp}^*_2\text{ZrH}_2$. The olefin insertion, β -F elimination mechanism is preferred. Adapted with permission from ref 143. Copyright 2003 Royal Society of Chemistry.

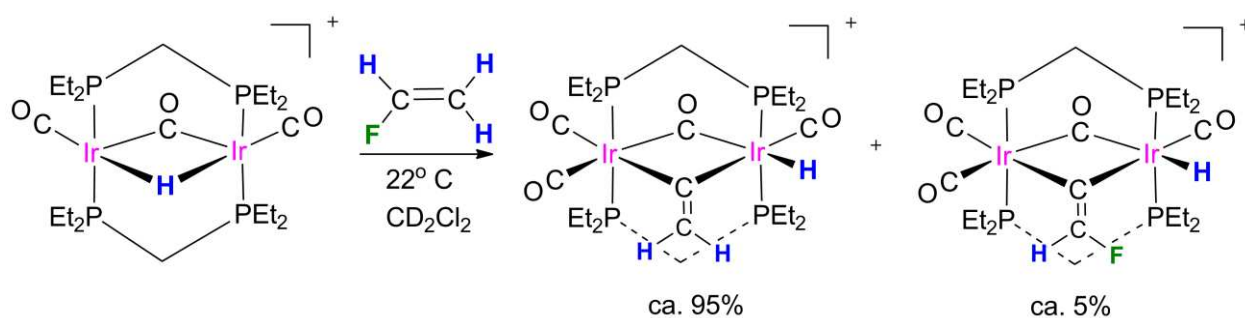
A combined experimental and computational study of the reaction of vinyl fluoride with Cp_2ZrHCl gives clear evidence for the preference of the reaction initiated by the insertion of the alkene.²⁴⁰ Vinyl fluoride reacts with Cp_2ZrHCl in benzene to give Cp_2ZrFCl and C_2H_4 as primary products but ethylene is not isolated and $\text{Cp}_2\text{Zr}(\text{C}_2\text{H}_5)\text{Cl}$ is the observed secondary product. DFT(B3PW91) calculations show that the reaction is strongly exothermic. The σ -bond metathesis H/F exchange via a 4-center transition state is associated with activation energies between 80 and 110 kJ/mol, but calculations show that the pathway initiated by insertion of the alkene has lower energy barriers. The reaction occurs by preferential coordination of $\text{CH}_2=\text{CHF}$ between the Zr-Cl and Zr-H bonds (inside pathway) followed by a Zr-H addition across the $\text{CH}_2=\text{CHF}$ double bond in a regioselective manner that puts the F-substituted carbon at the β -position. The reaction gives the primary products by β -fluorine elimination.²⁴⁰ The mechanism may also depend on the nature of the alkenes. Thus in the reaction of acyclic perfluorinated alkenes with Cp_2ZrH_2 , DFT(BP86) calculations give a preference for the insertion mechanism,²⁴¹ while the hydride/fluoride exchange mechanism is preferred with perfluorinated cycloalkenes.²⁴²

4.2.4.2 Late transition metal complexes. While preferred C-F activation of fluoroalkenes is not surprising with early d^0 transition metal complexes, an experimental-computational study shows that similar selectivity can be observed with late transition metal complexes, but for different reasons.²⁴³ The reaction of OsH_3ClL_2 ($\text{L} = \text{P}/\text{Pr}_3$) with vinyl fluoride in toluene at 20° C gives H_2 and a compound that is identified as an alkylidyne complex, $\text{OsH}(\text{Cl})(\text{F})(=\text{CMe})\text{L}_2$. The release of H_2 leads to another reaction that is competitive for vinyl fluoride in which ethylene and HF are produced by the reaction of $\text{CH}_2=\text{CHF}$ with H_2 in presence of the osmium complex. The DFT(B3LYP) calculations on several possible pathways have identified an insertion reaction of the

alkene, followed by α - or β -F migration in the monofluorinated alkyl intermediates as the elementary steps that could yield all observed products. However, all steps involving C-F activation are calculated to have high energy barriers so that unimolecular F-migration seems energetically unrealistic. These high-energy barriers are associated with repulsion between d -electrons and the fluorine lone pairs, as presented in section 3.3. It was thus proposed that these fluorine migrations require Brønsted acid assistance and HF was assumed to have this role, leading to the idea that the reaction could be autocatalytic. This interpretation was consistent with the reaction of OsH_3ClL_2 with $\text{CH}_2=\text{CF}_2$ where HF is released and $\text{OsH}(\text{Cl})(\text{F})(\equiv\text{CMe})\text{L}_2$ is the only observed osmium product and no ethylene, vinyl fluoride or ethyl fluoride are detected.²⁴³ Other complexes showed similar preferences for C-F activation. Catalytic dehalogenation (F/Cl) of fluorinated/chlorinated ethylene by $(\text{PPh}_3)_3\text{RhCl}$ in the presence of Et_3SiH at 35 °C gives ethylene as the final product with the intermediate formation of monohalogenated (F/Cl) ethylene.²⁴⁴

Activation of both C-H and C-F bonds in partially fluorinated alkenes has been observed in the reaction of the diiridium complex $[\text{Ir}_2(\text{CO})_3(\mu\text{-H})\text{-depm}]_2^+$ (depm = bis(diethylphosphino)methane, $\mu\text{-Et}_2\text{PCH}_2\text{PEt}_2$).²⁴⁵ The reaction of the diiridium complex with vinyl fluoride at ambient temperature results in a product derived from C-H and C-F that dominates over the alternative where two C-H bonds have been activated (Scheme 37). This reaction, however, depends on the experimental conditions. In the presence of trimethylamine-N-oxide, only the double C-H activation product is observed while if water is added the C-F, C-H activation product is formed exclusively. 1,1-difluoroethylene also displays C-H and C-F bond activations but trifluoroethylene prefers coordination to the two iridium centers although C-H/C-F bond activation is observed upon warming. While water clearly has a role in the selectivity of these reactions, the precise nature of its action could not be detailed further but it was suggested that water assists several steps in this multistep reaction.

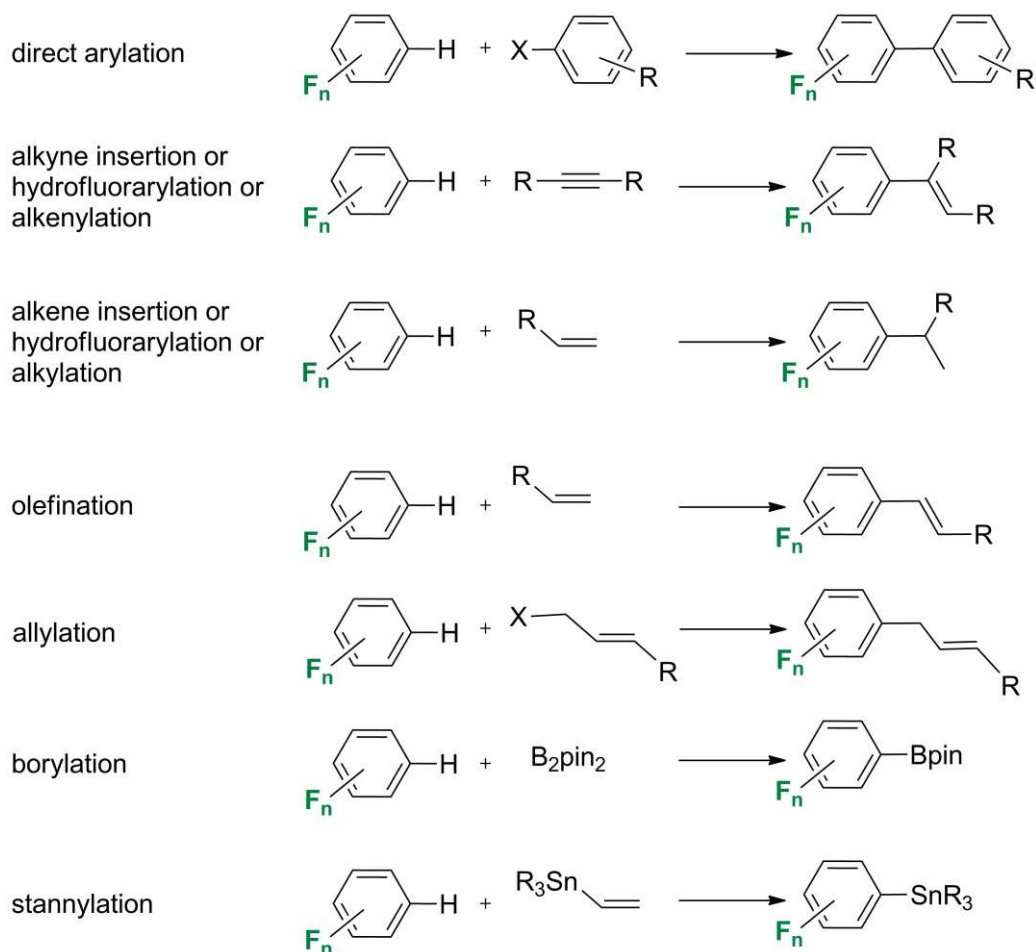
Scheme 37. Reaction of fluoroethylene at diiridium center (Adapted from ref 245; Copyright 2012 American Chemical Society)



5. EXAMPLES OF CATALYTIC REACTIONS INFLUENCED BY FLUORINE SUBSTITUENTS

The purpose of this short section is to point out examples of catalytic C-H activation or C-H functionalization reactions that are strongly influenced by the presence of fluorine substituents. A number of these reactions may exist for non-fluorinated substrates but fluorine makes these reactions more efficient. For C-F activation reactions, the reader is referred to the reviews mentioned in Section 1. The principal classes of catalytic reaction involving C-H activation are shown in Scheme 38; they are direct arylation,^{32,79-80,246-255} alkyne insertion,^{31,200,256-257} alkene insertion,²⁵⁶ olefination,²⁵⁸ allylation,²⁵⁹ stannylation²⁶⁰⁻²⁶¹ and borylation^{183,262} but it is important to note that they have been published under more than one name. The metals used for these reactions include Pd+Ag for direct arylation and olefination; Ru for direct arylation; Cu for allylation, arylation, and alkenylation; Ni for alkyne insertion, alkene insertion and stannylation; Pt or Rh for borylation. For each of these reactions, the considerations of the energetics of the fluoroarene substrate discussed in Section 3 will influence the energetics of catalysis. Moreover, the catalytic cycles postulated for these reactions invariably involve a metal fluoroaryl complex, the energy of which will be influenced by the number of ortho-fluorine substituents in the standard way. However, the hydrogen atom of the substrate does not necessarily form an intermediate M-H bond but may be removed by a base or be transferred to another ligand.

Scheme 38. Principal classes of catalytic C-H activation of fluoroarenes



Such catalytic reactions typically yield kinetic products, so the chemoselectivity (C-H vs C-F) and regioselectivity (ortho, meta, para) are determined by the rate-determining states that control the energy span. Full kinetic studies are limited in number, but we note the studies of stannylation²⁶¹ and direct arylation.²⁵¹ However, numerous computational studies have addressed the lack of experimental data, some of which are mentioned below.

The postulate that direct arylation occurs via a Concerted Metalation Deprotonation (CMD) mechanism, also known as Ambiphilic Metal-Ligand Activation (AMLA), in which the hydrogen atom of the substrate is transferred to a metal-coordinated carbonate or acetate has received strong support from theory (Figure 20).^{32,79,263-265} The variation in the barriers to C-H functionalization with the fluoroarenes in Pd-catalyzed CMD reactions has been addressed directly through DFT(B3PW91) calculations.⁷⁸ It was shown that the energy barriers in the CMD and in the reductive elimination steps follow the sequence of the Pd-C bond energies according to the

number of ortho fluorine substituents. The CMD barrier decreases with the number of ortho fluorines, while the barrier to reductive elimination increases: these effects influence the regioselectivity and the kinetics. The evidence points to a role both for the C-H acidity and the Pd-C bond energies though the role of the Pd-C bond energies has been questioned.^{80,266}

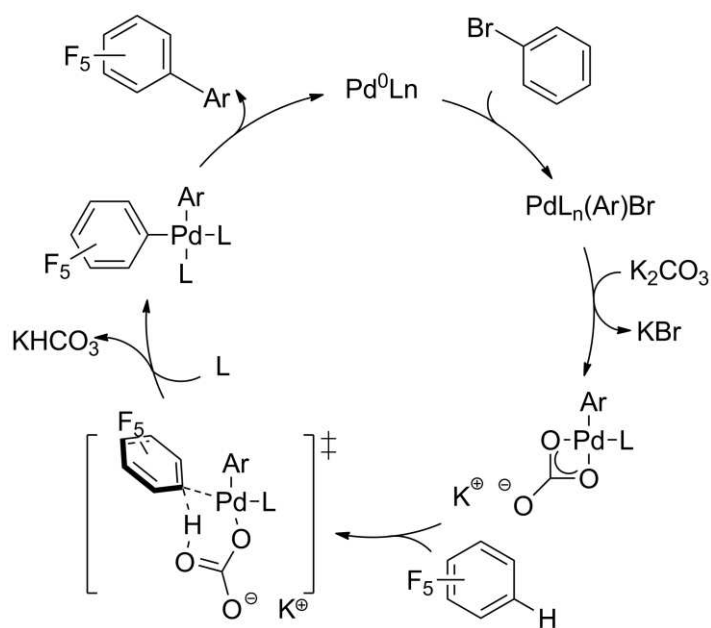
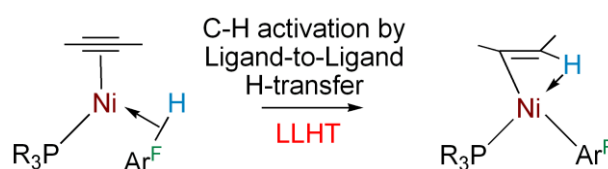


Figure 20. Typical catalytic cycle for palladium catalyzed direct arylation.

The role of silver salts in Pd-catalyzed C-H bond functionalization has been somewhat enigmatic. A recent study reported on the influence of silver salts on the reaction of Pd(OAc)₂(dtbpy) (dtbpy = 4,4'-di-*t*-butyl-2,2'-bipyridine) with pentafluorobenzene (section 4.2.2.5).²¹⁰ A related paper concerns the Pd/Ag-mediated reaction (η⁶-fluoroarene)Cr(CO)₃ with iodoarenes in the presence of excess triphenylphosphine leading to cross coupling of the fluoroarenes with the iodoarenes. Considerable kinetic evidence indicates that Ag(I) is responsible for the C-H activation step with the excess phosphine serving to solubilize the Ag salt as Ag(O₂CR)(PPh₃).²⁵¹

The mechanism of hydrofluoroarylation of alkynes at nickel has also been examined computationally,²⁶⁷ revealing a ligand-to-ligand hydrogen transfer step (LLHT). Initial coordination of the fluoroarene via a σ -C-H bond is followed by LLHT to the alkyne yielding a nickel(aryl)(vinyl) complex (Scheme 39) which has to rearrange before undergoing reductive elimination of the arylalkene. Once more, there are strong correlations between the calculated barriers and the number of ortho-fluorine substituents. A related LLHT step has also been described for hydroarylation of alkenes at nickel using CF_3 -substituted arenes.²⁶⁸

Scheme 39. Ligand-to-ligand hydrogen transfer (LLHT) in hydrofluoroarylation of alkynes at Ni (Adapted from ref 267; Copyright 2012 American Chemical Society)



6. GENERAL MECHANISTIC PRINCIPLES AND CONCLUSIONS

This review has illustrated the diversity of the activation of C-H and C-F bonds of partially fluorinated hydrocarbons by transition metal and lanthanide species. The thermodynamics in the reactants and products are superficially simple: the C-F bond is stronger than the C-H bond regardless of the hybridization of the carbon but the metal-F bond is stronger than the metal-H bond for any transition metal of the Periodic Table. Even for low oxidation state metals, the influence of the metal usually dominates so that there is no thermodynamic impediment to the cleavage of the C-F bond. However, the fact that the C-F bond is stronger than the C-H bond impacts on the kinetic factors and the situation can be complex so that the outcome C-H vs C-F activation depends on the exact nature of the metal complex as well as the substrate itself. For aromatics, C-F bond energies weaken systematically with the number of ortho-fluorine substituents, while C-H bonds strengthen. There are parallel systematic increases in M-C(aryl)

bond strengths that are even more pronounced than those of the C-H bonds in the parent arenes. These changes have a major impact on the chemo- and regioselectivity of reaction. For a few late transition metals in high oxidation states, C-F reductive elimination has been observed, indicating that there can be exceptions to the generalization that C-F oxidative addition is favorable.

The review has mentioned extensive experimental-computational collaborations. It was, for instance, possible to obtain absolute or relative bond energies computationally, information which has been critical for studying molecules containing the strongest single bonds known for organic substrates. In addition, the number of experimental studies that could give direct information on mechanism by kinetics or isotope studies is limited. Thus, computation became an essential partner in this field and we have highlighted its role as well as pointing out where kinetic information is available.

We can summarize with some overall guiding factors. For reactions of bare atoms or ions in the gas phase or matrices, the repulsion between the fluorine lone pairs and the electrons on the metal results in very different behavior for the early metals on the one hand and late metals on the other hand. Coordination of the fluorinated substrate (extensively studied for fluoromethane) occurs through fluorine for these atoms and ions. Activation of the C-F bond by two pathways (harpoon and insertion-elimination) is observed mostly with early metal atoms/ions, while later metals exhibit complex formation (termed clustering) by way of F-coordination with less frequent bond breaking. Activation of the C-H bond is rare but has been observed with late heavy metals via various pathways.

With metal complexes in solution, lanthanide and early metals also exhibit significant differences from late metals. Coordination of fluorinated hydrocarbons has been observed mostly with arenes. It occurs through fluorine with early metals while coordination of the π -system is observed with late metals. In the case of η^2 -coordination, the least fluorinated C=C bond is preferred although exceptions are known. These structural preferences have been suggested to arise from electron repulsion between the fluorine lone pairs and the electron density at the metal.

Overall, an increase in the number of fluorine substituents decreases the coordination energy although exceptions have been found.

The product of C-F activation dominates with lanthanides and early metals (mostly d^0 electron configuration). The mechanisms are diverse and do not exclude C-H activation as initial step. There are substantial differences in reaction pathways and reactivity for alkanes, arenes and alkenes. Radical reactions are inferred for alkanes but non-radical reactions are preferred for unsaturated substrates. Since these metals have no d electrons, non-redox pathways have to occur. The ligand (in particular hydride) thus plays a role by providing the source of electrons. The most direct pathway of H/F exchange is rarely preferred and pathways involving insertion followed by β -F elimination can occur for alkenes and S_NAr2 for arenes. A pathway for 1,2-C-H addition has been documented for titanium.

With metal centers with partially filled or full d shells, the situation becomes more complex. Reactions with fluorinated alkanes or aliphatic C-F are rarities, but significant progress has been made in reactions of groups 9-11 metals with partially fluorinated methanes. The intrinsic electron repulsion between the fluorine lone pairs and the d-electrons can be overcome by adding a Lewis acid or by adding a nucleophile leading to C-H cleavage. Activation of C-F bonds can be initiated by C-H bond breaking followed by fluorine migration. We do not encounter intermolecular bond activation of arenes for 1st row transition metals until we reach Co and Ni where we find the best examples of C-F bond activation. Recent studies document $Ni(\eta^2\text{-arene})$ complexes and C-H activation pathways to kinetic products while C-F activation leads to the thermodynamic product. However, with suitable choice of ligands only C-H activation is observed. Among the 2nd row metals, only rhodium complexes are well studied; here it is C-H bond activation that dominates, but C-F bond activation can compete occasionally. There are extensive studies of intermolecular C-H activation of arenes for 3rd row metals, W, Re, Os, Ir and Pt, whereas C-F bond activation is essentially absent. The mechanistic studies of aromatic activation point to oxidative addition pathways in the majority of cases, but ligand-assisted activation mechanisms have also been postulated (CMD and AMLA for C-H, and phosphine-assistance for C-F activation).

Studies of partially fluorinated benzenes were especially successful in demonstrating how fluorine substituents contribute to selectivity favoring the activation of the C-H bond ortho to the fluorine. In this review, we have encountered such ortho-selectivity again and again. It appears to be almost universal when the outcome of reaction is determined by energetics but is also encountered when under kinetic control. The origin of the effect lies in the fact that the C-H bond in the substrate is strengthened by the ortho F, but the M-C bond in the product is strengthened even more. The role of the metal dominates and this selectivity illustrates the important observation that strongest C-H bonds can be activated selectively. It was also noted that the C-H ortho to F is also the most acidic. The variation in the C-H bond energy in fluoroalkanes with the presence of fluorine is more complex.

Reactions with a ligand that can be anchored through N or O exhibit very different selectivity from intermolecular reactions. These intramolecular cyclometalation processes have been observed for metals of groups 8, 9, and 10 revealing competition between C-H and C-F bond activation for all three transition metal rows. Here, it is necessary to treat mechanism on a case-by-case basis, but we draw attention to the experimental evidence for electrophilic C-H activation of phenyl imines by rhodium acetate complexes and C-F oxidative addition of related substrates at platinum.

This review has also revealed important gaps in our knowledge. There is a lack of accurate quantitative experimental information concerning C-F and M-F bond strength which would have been of great value for validating computational methods. The presence of several lone pairs at F is expected to be associated with high correlation energies which challenge computation. There are numerous metals for which there is scant information about reaction with hydrofluorocarbons, especially among the first row transition metals and palladium. The reactions with hydrofluoroalkanes still stand out as very unusual compared to hydrofluorarenes. They are rare and when they occur, the mechanistic studies indicate that may be initiated by C-H activation; thus it should be possible to use designs for alkane activation to reveal more examples.

Finally, the review has once again demonstrated the unique characteristics of fluorine that derive from its ability to form strong bonds both to carbon and to metals. Moreover, the presence of

fluorine not only enables metal-fluorine bond formation but can also favor C-H activation, thus modulating the outcome of reactions in fascinating ways.

AUTHOR INFORMATION

Corresponding Authors

*E-mail: robin.perutz@york.ac.uk.

ORCID 0000-0001-6286-0282

*E-mail: odile.eisenstein@univ-montp2.fr.

ORCID 0000-0001-5056-0311

Notes

The authors declare no competing financial interests

Biographies

Odile Eisenstein is Directeur de Recherche Emerite at the CNRS and adjunct professor at the Center for Theory and Computational Chemistry at the University of Oslo. She has received the Silver Medal from the CNRS, the Le Bel award from the French Chemical Society, the Centenary Prize and the Frankland award from the RSC and the ACS Organometallic Award and holds honorary degrees from Indiana, Laval, Oslo and York Universities. She was elected to the French Academy of Science and she is a foreign member of the Norwegian Academy of Science and Letters and the Academy of North Rhine Westphalia. Her interest in science is to decipher mechanisms using computational tools in close collaboration with experimental chemists.

Jessica Milani completed her master's degree at the Università degli Studi di Camerino in Italy in 2011, working in the group of Prof. Claudio Pettinari studying molybdenum catalysis as part of a joint project with Prof. Agustín Galindo at the Universidad de Sevilla in Spain. She then undertook a Ph.D. at the University of York, under the supervision of Professors Robin Perutz and Ian Fairlamb, investigating intramolecular C–H and C–F activation reactions of fluoroaromatics at a

variety of transition metals. Having successfully completed her doctoral studies in 2016, she now works as a research chemist in Cheshire, U.K.

Robin Perutz is a professor of chemistry in the University of York, UK. After undergraduate studies in Cambridge he studied for his PhD, partly in Cambridge and partly in Newcastle-upon-Tyne under the supervision of J. J. Turner. After postdoctoral work in Mülheim, he took up positions in Edinburgh and Oxford before moving to York in 1983. He has investigated the chemistry of C-F bond activation and associated C-H bond activation and metal fluoride complexes since 1989. He is also very active in organometallic photochemistry. He has received awards from the Royal Society of Chemistry, the Italian Chemical Society and the French Chemical Society, and became a Fellow of the Royal Society, the UK's national academy, in 2010. He has been very active in the women in science agenda for almost 15 years. He served as President of Dalton Division of the Royal Society of Chemistry. In 2015, he was elected a Fellow of the American Association for the Advancement of Science.

ACKNOWLEDGMENTS

OE and RNP would like to acknowledge the enormous contributions of all those colleagues who have worked with them on C-H and C-F bond activation of hydrofluorocarbons. We also thank the referees for their very helpful comments on this review.

ABBREVIATIONS

AMLA	ambiphilic metal-ligand activation
BIOX	bioxazoline
CMD	concerted metalation deprotonation
COD	1,5-cyclooctadiene
Cp	cyclopentadienyl
Cp*	pentamethylcyclopentadienyl

Cp'	1,2,4-tri- <i>t</i> -butylcyclopentadienyl
CASSCF	Complete active space SCF (multiconfigurational method)
CASPT2	multiconfigurational method with second order perturbation correction
CCSD(T)	Coupled Cluster method
DFT	density functional theory
DKH2	Douglas Kroll Hess second order
depm	bis(diethylphosphino)methane
dippe	$iPr_2PCH_2CH_2PiPr_2$
dppm	bis(diphenylphosphino)methane
EDG	electron donating group
EWG	electron withdrawing group
Htfppy	2-(2,3,4,5-tetrafluorophenyl)pyridine
IDipp	bis(2,6-diisopropylphenyl)imidazole-2-ylidene)
iPr_2Im	1,3-diisopropylimidazole-2-ylidene
IPr	<i>N,N</i> -bis(2,6-diisopropylphenyl)imidazolin-2-ylidene
LLHT	ligand-to-ligand hydrogen transfer
NBE	norbornene
NHC	N-heterocyclic carbene
RRKM theory	Rice-Ramsperger-Kassel-Marcus theory
SOC	spin-orbit coupling
tol	<i>p</i> -tolyl
Tp'	hydrotris(3,5-dimethylpyrazolyl)borate
ttp	tetratolylporphyrin

REFERENCES

- (1) Purser, S.; Moore, P. R.; Swallow, S.; Gouverneur, V. Fluorine in medicinal chemistry. *Chem. Soc. Rev.* **2008**, *37*, 320-330.

- (2) Zhou, Y.; Wang, J.; Gu, Z. N.; Wang, S. N.; Zhu, W.; Acena, J. L.; Soloshonok, V. A.; Izawa, K.; Liu, H. Next generation of fluorine-containing pharmaceuticals, compounds currently in phase II-III clinical trials of major pharmaceutical companies: New structural trends and therapeutic areas. *Chem. Rev.* **2016**, *116*, 422-518.
- (3) Yerien, D. E.; Bonesi, S.; Postigo, A. Fluorination methods in drug discovery. *Org. Biomol. Chem.* **2016**, *14*, 8398-8427.
- (4) Ni, C. F.; Hu, J. B. The unique fluorine effects in organic reactions: Recent facts and insights into fluoroalkylations. *Chem. Soc. Rev.* **2016**, *45*, 5441-5454.
- (5) Preshlock, S.; Tredwell, M.; Gouverneur, V. ¹⁸F-Labeling of arenes and heteroarenes for applications in positron emission tomography. *Chem. Rev.* **2016**, *116*, 719-766.
- (6) Pagliaro, M.; Ciriminna, R. New fluorinated functional materials. *J. Mater. Chem.* **2005**, *15*, 4981-4991.
- (7) Chu, Z. L.; Seeger, S. Superamphiphobic surfaces. *Chem. Soc. Rev.* **2014**, *43*, 2784-2798.
- (8) Martinelli, C.; Farinola, G. M.; Pinto, V.; Cardone, A. Synthetic aspects and electro-optical properties of fluorinated arylenevinylenes for luminescence and photovoltaics. *Materials* **2013**, *6*, 1205-1236.
- (9) Horváth, I. T. Fluorous biphasic chemistry. *Acc. Chem. Res.* **1998**, *31*, 641-650.
- (10) Zhang, W. Fluorous linker-facilitated chemical synthesis. *Chem. Rev.* **2009**, *109*, 749-795.
- (11) Hobbs, H. R.; Thomas, N. R. Biocatalysis in supercritical fluids, in fluorous solvents, and under solvent-free conditions. *Chem. Rev.* **2007**, *107*, 2786-2820.
- (12) Zhao, X.; He, D. M.; Mika, L. T.; Horváth, I. T. Fluorous hydrogenation In *Fluorous chemistry*; Horváth, I. T., Ed.; Springer, 2012; Vol. 308; p. 233-245.
- (13) Zhao, X.; He, D. M.; Mika, L. T.; Horvath, I. T. Fluorous hydroformylation In *Fluorous chemistry*; Horvath, I. T., Ed.; Springer, 2012; Vol. 308; p. 275-289.
- (14) Plenio, H. The coordination chemistry of the CF unit in fluorocarbons. *Chem. Rev.* **1997**, *97*, 3363-3384.
- (15) Pike, S. D.; Crimmin, M. R.; Chaplin, A. B. Organometallic chemistry using partially fluorinated benzenes. *Chem. Commun.* **2017**, *53*, 3615-3633.

- (16) Carbó, J. J.; Eisenstein, O.; Higgitt, C. L.; Klahn, A. H.; Maseras, F.; Oelckers, B.; Perutz, R. N. The reaction of the unsaturated rhenium fragment $\{\text{Re}(\eta^5\text{-C}_5\text{Me}_5)(\text{CO})_2\}$ with 1,4-difluorobenzene. Thermal intramolecular conversion of a rhenium (difluorophenyl)(hydride) to $\text{Re}(\eta^2\text{-C}_6\text{H}_4\text{F}_2)$ and a [1,4]-metallotropic shift. *J. Chem. Soc., Dalton Trans.* **2001**, 1452-1461.
- (17) Johnson, S. A.; Taylor, E. T.; Cruise, S. J. A combined experimental and computational study of unexpected C-F bond activation intermediates and selectivity in the reaction of pentafluorobenzene with a $(\text{PEt}_3)_2\text{Ni}$ synthon. *Organometallics* **2009**, *28*, 3842-3855.
- (18) Pike, S. D.; Pernik, I.; Theron, R.; McIndoe, J. S.; Weller, A. S. Relative binding affinities of fluorobenzene ligands in cationic rhodium bisphosphine η^6 -fluorobenzene complexes probed using collision-induced dissociation. *J. Organomet. Chem.* **2015**, *784*, 75-83.
- (19) Chaplin, A. B.; Hooper, J. F.; Weller, A. S.; Willis, M. C. Intermolecular hydroacylation: High activity rhodium catalysts containing small-bite-angle diphosphine ligands. *J. Am. Chem. Soc.* **2012**, *134*, 4885-4897.
- (20) Bouwkamp, M. W.; Budzelaar, P. H. M.; Gercama, J.; Morales, I. D.; de Wolf, J.; Meetsma, A.; Troyanov, S. I.; Teuben, J. H.; Hessen, B. Naked $(\text{C}_5\text{Me}_5)_2\text{M}$ cations (M = Sc, Ti, and V) and their fluoroarene complexes. *J. Am. Chem. Soc.* **2005**, *127*, 14310-14319.
- (21) Basuli, F.; Aneetha, H.; Huffman, J. C.; Mindiola, D. J. A fluorobenzene adduct of Ti(IV), and catalytic carboamination to prepare α,β -unsaturated imines and triaryl-substituted quinolines. *J. Am. Chem. Soc.* **2005**, *127*, 17992-17993.
- (22) Slaney, M. E.; Anderson, D. J.; Ferguson, M. J.; McDonald, R.; Cowie, M. The bridged binding mode as a new, versatile template for the selective activation of carbon-fluorine bonds in fluoroolefins: Activation of trifluoroethylene. *J. Am. Chem. Soc.* **2010**, *132*, 16544-16558.
- (23) Dobson, G. R.; Smit, J. P.; Ladogana, S.; Walton, W. B. F-bonded (1-fluorohexane)pentacarbonyltungsten(0). *Organometallics* **1997**, *16*, 2858-2861.

- (24) Zhao, X.; Koyanagi, G. K.; Bohme, D. K. Reactions of methyl fluoride with atomic transition-metal and main-group cations: Gas-phase room-temperature kinetics and periodicities in reactivity. *J. Phys. Chem. A* **2006**, *110*, 10607-10618.
- (25) Zarić, S.; Hall, M. B. Ab initio calculations of the geometries and bonding energies of alkane and fluoroalkane complexes with tungsten pentacarbonyl. *J. Phys. Chem. A* **1997**, *101*, 4646-4652.
- (26) Zhao, X.; Hopkinson, A. C.; Bohme, D. K. Competitive activation of C-H and C-X bonds in reactions of Pt⁺ with CH₃X (X = F,Cl): Experiment and theory. *ChemPhysChem* **2008**, *9*, 873-881.
- (27) Li, T. H.; Wang, C. M.; Yu, S. W.; Liu, X. Y.; Li, X. H.; Xie, X. G. A theoretical study on the gas phase reaction of Au⁺ with CH₃F. *Chem. Phys. Lett.* **2008**, *463*, 334-339.
- (28) Selmeczy, A. D.; Jones, W. D.; Partridge, M. G.; Perutz, R. N. Selectivity in the activation of fluorinated aromatic-hydrocarbons by (C₅H₅)Rh(PMe₃) and (C₅Me₅)Rh(PMe₃). *Organometallics* **1994**, *13*, 522-532.
- (29) Evans, M. E.; Burke, C. L.; Yaibuathes, S.; Clot, E.; Eisenstein, O.; Jones, W. D. Energetics of C-H bond activation of fluorinated aromatic hydrocarbons using a TpRh(CNneopentyl) complex. *J. Am. Chem. Soc.* **2009**, *131*, 13464-13473.
- (30) Schaub, T.; Fischer, P.; Steffen, A.; Braun, T.; Radius, U.; Mix, A. Activation of fluorinated arenes using NHC-stabilized nickel(0) complexes: Selectivity and mechanistic investigations. *J. Am. Chem. Soc.* **2008**, *130*, 9304-9317.
- (31) Kanyiva, K. S.; Kashihara, N.; Nakao, Y.; Hiyama, T.; Ohashi, M.; Ogoshi, S. Hydrofluoroarylation of alkynes with fluoroarenes. *Dalton Trans.* **2010**, *39*, 10483-10494.
- (32) Gorelsky, S. I.; Lapointe, D.; Fagnou, K. Analysis of the concerted metalation-deprotonation mechanism in palladium-catalyzed direct arylation across a broad range of aromatic substrates. *J. Am. Chem. Soc.* **2008**, *130*, 10848-10849.
- (33) Ahrens, T.; Kohlmann, J.; Ahrens, M.; Braun, T. Functionalization of fluorinated molecules by transition-metal-mediated C-F bond activation to access fluorinated building blocks. *Chem. Rev.* **2015**, *115*, 931-972.

- (34) Whittlesey, M. K.; Peris, E. Catalytic hydrodefluorination with late transition metal complexes. *ACS Catalysis* **2014**, *4*, 3152-3159.
- (35) Clot, E.; Eisenstein, O.; Jasim, N.; Macgregor, S. A.; McGrady, J. E.; Perutz, R. N. C-F and C-H bond activation of fluorobenzenes and fluoropyridines at transition metal centers: How fluorine tips the scales. *Acc. Chem. Res.* **2011**, *44*, 333-348.
- (36) Milani, J.; Pridmore, N. E.; Whitwood, A. C.; Fairlamb, I. J. S.; Perutz, R. N. The role of fluorine substituents in the regioselectivity of intramolecular C-H bond functionalization of benzylamines at palladium(II). *Organometallics* **2015**, *34*, 4376-4386.
- (37) Li, L.; Brennessel, W. W.; Jones, W. D. C-H activation of phenyl imines and 2-phenylpyridines with $[\text{Cp}^*\text{MCl}_2]_2$ (M = Ir, Rh): Regioselectivity, kinetics, and mechanism. *Organometallics* **2009**, *28*, 3492-3500.
- (38) Clot, E.; Mégret, C.; Eisenstein, O.; Perutz, R. N. Exceptional sensitivity of metal-aryl bond energies to ortho-fluorine substituents: Influence of the metal, the coordination sphere, and the spectator ligands on M-C/H-C bond energy correlations. *J. Am. Chem. Soc.* **2009**, *131*, 7817-7827.
- (39) Fout, A. R.; Scott, J.; Miller, D. L.; Bailey, B. C.; Pink, M.; Mindiola, D. J. Dehydrofluorination of hydrofluorocarbons by titanium alkylidynes via sequential C-H/C-F bond activation reactions. A synthetic, structural, and mechanistic study of 1,2-CH bond addition and β -fluoride elimination. *Organometallics* **2009**, *28*, 331-347.
- (40) Hatnean, J. A.; Johnson, S. A. Experimental study of the reaction of a $\text{Ni}(\text{PEt}_3)_2$ synthon with polyfluorinated pyridines: Concerted, phosphine-assisted, or radical C-F bond activation mechanisms? *Organometallics* **2012**, *31*, 1361-1373.
- (41) Fischer, P.; Gotz, K.; Eichhorn, A.; Radius, U. Decisive steps of the hydrodefluorination of fluoroaromatics using $[\text{Ni}(\text{NHC})_2]$. *Organometallics* **2012**, *31*, 1374-1383.
- (42) Choi, J.; Wang, D. Y.; Kundu, S.; Choliy, Y.; Emge, T. J.; Krogh-Jespersen, K.; Goldman, A. S. Net oxidative addition of $\text{C}(\text{sp}^3)\text{-F}$ bonds to iridium via initial C-H bond activation. *Science* **2011**, *332*, 1545-1548.

- (43) Gianetti, T. L.; Bergman, R. G.; Arnold, J. Dis-assembly of a benzylic CF₃ group mediated by a niobium(III) imido complex. *J. Am. Chem. Soc.* **2013**, *135*, 8145-8148.
- (44) Amii, H.; Uneyama, K. C-F bond activation in organic synthesis. *Chem. Rev.* **2009**, *109*, 2119-2183.
- (45) Kuehnel, M. F.; Lentz, D.; Braun, T. Synthesis of fluorinated building blocks by transition-metal-mediated hydrodefluorination reactions. *Angew. Chem., Int. Ed.* **2013**, *52*, 3328-3348.
- (46) Braun, T.; Wehmeier, F. C-F bond activation of highly fluorinated molecules at rhodium: From model reactions to catalysis. *Eur. J. Inorg. Chem.* **2011**, 613-625.
- (47) Crespo, M. Fluorine in cyclometalated platinum compounds. *Organometallics* **2012**, *31*, 1216-1234.
- (48) Hu, J. Y.; Zhang, J. L. Hydrodefluorination reactions catalyzed by transition-metal complexes In *Organometallic fluorine chemistry*; Braun, T., Hughes, R. P., Eds., 2015; Vol. 52, Ch. 4; p. 143-196.
- (49) Sun, A. D.; Love, J. A. Cross coupling reactions of polyfluoroarenes via C-F activation. *Dalton Trans.* **2010**, *39*, 10362-10374.
- (50) Keyes, L.; Love, J. A. Aromatic C-F activation: Converting fluoroarenes to useful building blocks In *C-H and C-X bond functionalization: Transition metal mediation*; Ribas, X., Ed.; Royal Society of Chemistry, 2013, Ch. 6; p. 159-192.
- (51) LaBerge, N. A.; Love, J. A. Activation and formation of aromatic C-F bonds In *Organometallic fluorine chemistry*; Braun, T., Hughes, R. P., Eds., 2015; Vol. 52; p. 55-111.
- (52) Ohashi, M.; Ogoshi, S. Catalytic transformations of fluorinated olefins In *Organometallic fluorine chemistry*; Braun, T., Hughes, R. P., Eds.; Springer, 2015; Vol. 52; Ch. 2, p. 197-215.
- (53) Ohashi, M.; Ogoshi, S. Palladium-catalyzed cross-coupling reactions of perfluoro organic compounds. *Catalysts* **2014**, *4*, 321-345.
- (54) Braun, T.; Perutz, R. N. Routes to fluorinated organic derivatives by nickel mediated C-F activation of heteroaromatics. *Chem. Commun.* **2002**, 2749-2757.

- (55) Braun, T.; Perutz, R. N. Transition metal-mediated C-F bond activation In *Comprehensive organometallic chemistry III*; Crabtree, R. H., Mingos, D. M. P., Eds.; Elsevier: Oxford, 2006; Vol. 1, Ch. 26, p. 725-758.
- (56) Klahn, M.; Rosenthal, U. An update on recent stoichiometric and catalytic C-F bond cleavage reactions by lanthanide and group 4 transition-metal complexes. *Organometallics* **2012**, *31*, 1235-1244.
- (57) Mazurek, U.; Koszinowski, K.; Schwarz, H. C-F bond activation in fluorinated carbonyl compounds by chromium monocations in the gas phase. *Organometallics* **2003**, *22*, 218-225.
- (58) Torrens, H. Carbon-fluorine bond activation by platinum group metal complexes. *Coord. Chem. Rev.* **2005**, *249*, 1957-1985.
- (59) Weaver, J.; Senaweera, S. C-F activation and functionalization of perfluoro- and polyfluoroarenes. *Tetrahedron* **2014**, *70*, 7413-7428.
- (60) Kiplinger, J. L.; Richmond, T. G.; Osterberg, C. E. Activation of carbon fluorine bonds by metal-complexes. *Chem. Rev.* **1994**, *94*, 373-431.
- (61) Chen, W. Y.; Bakewell, C.; Crimmin, M. R. Functionalisation of carbon-fluorine bonds with main group reagents. *Synthesis-Stuttgart* **2017**, *49*, 810-821.
- (62) Johnson, S. A.; Hatnean, J. A.; Doster, M. E. Functionalization of fluorinated aromatics by nickel-mediated C-H and C-F oxidative addition: Prospects for the synthesis of fluorine-containing pharmaceuticals. *Prog. Inorg. Chem.* **2012**, *57*, 255-352.
- (63) Johnson, S. A. Nickel complexes for catalytic C-H bond functionalization. *Dalton Trans.* **2015**, *44*, 10905-10913.
- (64) Albeniz, A. C.; Casares, J. A. Palladium-mediated organofluorine chemistry. *Adv. Organomet. Chem.* **2014**, *62*, 1-110.
- (65) Luo, Y.-R. *Comprehensive handbook of chemical bond energies*; CRC Press: Boca Raton, 2007.
- (66) Chan, B.; Radom, L. BDE261: A comprehensive set of high-level theoretical bond dissociation enthalpies. *J. Phys. Chem. A* **2012**, *116*, 4975-4986.

- (67) Macgregor, S. A.; McKay, D.; Panetier, J. A.; Whittlesey, M. K. Computational study of the hydrodefluorination of fluoroarenes at [Ru(NHC)(PR₃)₂(CO)(H)₂]: Predicted scope and regioselectivities. *Dalton Trans.* **2013**, *42*, 7386-7395.
- (68) Menon, A. S.; Henry, D. J.; Bally, T.; Radom, L. Effect of substituents on the stabilities of multiply-substituted carbon-centered radicals. *Org. Biomol. Chem.* **2011**, *9*, 3636-3657.
- (69) Davico, G. E.; Bierbaum, V. M.; Depuy, C. H.; Ellison, G. B.; Squires, R. R. The C-H bond-energy of benzene. *J. Am. Chem. Soc.* **1995**, *117*, 2590-2599.
- (70) Meot-Ner, M.; Kafafi, S. A. Carbon acidities of aromatic-compounds. *J. Am. Chem. Soc.* **1988**, *110*, 6297-6303.
- (71) Streitwieser, A.; Scannon, P. J.; Niemeyer, H. M. Acidity of hydrocarbons. 49. Equilibrium ion-pair acidities of fluorinated benzenes for cesium salts in cyclohexylamine - extrapolation to p*K* of benzene. *J. Am. Chem. Soc.* **1972**, *94*, 7936-7937.
- (72) Stratakis, M.; Wang, P. G.; Streitwieser, A. Carbon acidity. 92. Equilibrium ion pair acidities of polyhalogenated benzenes in THF. Extrapolation to benzene. *J. Org. Chem.* **1996**, *61*, 3145-3150.
- (73) Fu, Y.; Shen, K.; Liu, L.; Guo, Q. X. First-principle calculation of equilibrium cesium ion-pair acidities in tetrahydrofuran. *J. Am. Chem. Soc.* **2007**, *129*, 13510-13519.
- (74) Shen, K.; Fu, Y.; Li, J. N.; Liu, L.; Guo, Q. X. What are the p*K*_a values of C-H bonds in aromatic heterocyclic compounds in DMSO? *Tetrahedron* **2007**, *63*, 1568-1576.
- (75) Hansch, C.; Leo, A.; Taft, R. W. A survey of Hammett substituent constants and resonance and field parameters. *Chem. Rev.* **1991**, *91*, 165-195.
- (76) Schlosser, M.; Marzi, E. The kinetic acidity of oligofluorobenzenes correlated with their gas phase deprotonation energies. *Chem. - Eur. J.* **2005**, *11*, 3449-3454.
- (77) Takahata, Y.; Chong, D. P. Estimation of Hammett sigma constants of substituted benzenes through accurate density-functional calculation of core-electron binding energy shifts. *Int. J. Quantum Chem.* **2005**, *103*, 509-515.

- (78) Guihaumé, J.; Clot, E.; Eisenstein, O.; Perutz, R. N. Importance of palladium-carbon bond energies in direct arylation of polyfluorinated benzenes. *Dalton Trans.* **2010**, *39*, 10510-10519.
- (79) Lafrance, M.; Rowley, C. N.; Woo, T. K.; Fagnou, K. Catalytic intermolecular direct arylation of perfluorobenzenes. *J. Am. Chem. Soc.* **2006**, *128*, 8754-8756.
- (80) Gorelsky, S. I.; Lapointe, D.; Fagnou, K. Analysis of the palladium-catalyzed (aromatic)C-H bond metalation-deprotonation mechanism spanning the entire spectrum of arenes. *J. Org. Chem.* **2012**, *77*, 658-668.
- (81) Gusev, D. G.; Ozerov, O. V. Calculated hydride and fluoride affinities of a series of carbenium and silylium cations in the gas phase and in C₆H₅Cl solution. *Chem. - Eur. J.* **2011**, *17*, 634-640.
- (82) Pedley, J. B.; Naylor, R. D.; Kirby, S. P. *Thermochemical data of organic compounds*; 2nd edition ed.; Chapman and Hall: New York, 1986.
- (83) Slayden, S. W.; Liebman, J. F.; Mallard, W. G. *Thermochemistry of halogenated organic compounds*; Wiley, 2009.
- (84) Martinho Simões, J. A.; Beauchamp, J. L. Transition-metal hydrogen and metal-carbon bond strengths - the keys to catalysis. *Chem. Rev.* **1990**, *90*, 629-688.
- (85) Hoff, C. D. Thermodynamics of ligand binding and exchange in organometallic reactions. *Prog. Inorg. Chem.* **1992**, *40*, 503-561.
- (86) King, W. A.; Di Bella, S.; Gulino, A.; Lanza, G.; Fragalà, I. L.; Stern, C. L.; Marks, T. J. Absolute metal-ligand sigma bond enthalpies in group 4 metallocenes. A thermochemical, structural, photoelectron spectroscopic, and ab initio quantum chemical investigation. *J. Am. Chem. Soc.* **1999**, *121*, 355-366.
- (87) Ryzhov, V.; Yang, C. N.; Klippenstein, S. J.; Dunbar, R. C. Binding energies of chromium cations with fluorobenzenes from radiative association kinetics. *Int. J. Mass Spectrom.* **1999**, *185*, 913-923.

- (88) Clot, E.; Oelckers, B.; Klahn, A. H.; Eisenstein, O.; Perutz, R. N. *Cis-trans* isomerisation of $\text{CpRe}(\text{CO})_2(\text{H})(\text{Ar}_F)(\text{Ar}_F = \text{C}_6\text{F}_n\text{H}_{5-n}; n=0-5)$ is the rate determining step in C-H activation of fluoroarenes: A DFT study. *Dalton Trans.* **2003**, 4065-4074.
- (89) Johnson, S. A.; Mroz, N. M.; Valdizon, R.; Murray, S. Characterization of intermediates in the C-F activation of tetrafluorobenzenes using a reactive $\text{Ni}(\text{PEt}_3)_2$ synthon: Combined computational and experimental investigation. *Organometallics* **2011**, *30*, 441-457.
- (90) Reinhold, M.; McGrady, J. E.; Perutz, R. N. A comparison of C-F and C-H bond activation by zerovalent Ni and Pt: A density functional study. *J. Am. Chem. Soc.* **2004**, *126*, 5268-5276.
- (91) Belt, S. T.; Helliwell, M.; Jones, W. D.; Partridge, M. G.; Perutz, R. N. η^2 -coordination and C-F activation of hexafluorobenzene by cyclopentadienylrhodium and cyclopentadienyliridium complexes. *J. Am. Chem. Soc.* **1993**, *115*, 1429-1440.
- (92) Uddin, J.; Morales, C. M.; Maynard, J. H.; Landis, C. R. Computational studies of metal-ligand bond enthalpies across the transition metal series. *Organometallics* **2006**, *25*, 5566-5581.
- (93) Bryndza, H. E.; Fong, L. K.; Paciello, R. A.; Tam, W.; Bercaw, J. E. Relative metal hydrogen, metal oxygen, metal nitrogen, and metal-carbon bond strengths for organoruthenium and organoplatinum compounds - equilibrium studies of $\text{Cp}^*(\text{PMe}_3)_2\text{RuX}$ and $(\text{DPPE})\text{MePtX}$ systems. *J. Am. Chem. Soc.* **1987**, *109*, 1444-1456.
- (94) Holland, P. L.; Andersen, R. A.; Bergman, R. G.; Huang, J. K.; Nolan, S. P. Monomeric cyclopentadienylnickel methoxo and amido complexes: Synthesis, characterization, reactivity, and use for exploring the relationship between H-X and M-X bond energies. *J. Am. Chem. Soc.* **1997**, *119*, 12800-12814.
- (95) Holland, P. L.; Andersen, R. A.; Bergman, R. G. Application of the E-C approach to understanding the bond energies thermodynamics of late-metal amido, aryloxo and alkoxo complexes: An alternative to $p\pi/d\pi$ repulsion. *Comments Inorg. Chem.* **1999**, *21*, 115-129.

- (96) Wick, D. D.; Jones, W. D. Energetics of homogeneous intermolecular vinyl and allyl carbon-hydrogen bond activation by the 16-electron coordinatively unsaturated organometallic fragment [Tp⁺Rh(CNCH₂CMe₃)]. *Organometallics* **1999**, *18*, 495-505.
- (97) Bennett, J. L.; Wolczanski, P. T. Energetics of C-H bond activation and ethylene binding to d⁰ transient (silox)₂Ti=NSi^tBu₃. *J. Am. Chem. Soc.* **1994**, *116*, 2179-2180.
- (98) Bennett, J. L.; Wolczanski, P. T. Selectivities in hydrocarbon activation: Kinetic and thermodynamic investigations of reversible 1,2-RH-elimination from (silox)₂(^tBu₃SiNH)TiR (silox = (^tBu₃SiO). *J. Am. Chem. Soc.* **1997**, *119*, 10696-10719.
- (99) Clot, E.; Mégret, C.; Eisenstein, O.; Perutz, R. N. Validation of the M-C/H-C bond enthalpy relationship through application of density functional theory. *J. Am. Chem. Soc.* **2006**, *128*, 8350-8357.
- (100) Clot, E.; Besora, M.; Maseras, F.; Mégret, C.; Eisenstein, O.; Oelckers, B.; Perutz, R. N. Bond energy M-C/H-C correlations: Dual theoretical and experimental approach to the sensitivity of M-C bond strength to substituents. *Chem. Commun.* **2003**, 490-491.
- (101) Tanabe, T.; Brennessel, W. W.; Clot, E.; Eisenstein, O.; Jones, W. D. Synthesis, structure, and reductive elimination in the series Tp⁺Rh(PR₃)(Ar^F)H; determination of rhodium-carbon bond energies of fluoroaryl substituents. *Dalton Trans.* **2010**, *39*, 10495-10509.
- (102) Bosque, R.; Clot, E.; Fantacci, S.; Maseras, F.; Eisenstein, O.; Perutz, R. N.; Renkema, K. B.; Caulton, K. G. Inertness of the aryl-F bond toward oxidative addition to osmium and rhodium complexes: Thermodynamic or kinetic origin? *J. Am. Chem. Soc.* **1998**, *120*, 12634-12640.
- (103) Perrin, L.; Carr, K. J. T.; McKay, D.; McMullin, C. L.; Macgregor, S. A.; Eisenstein, O. Modelling and rationalizing organometallic chemistry with computation: Where are we? *Computational Studies in Organometallic Chemistry; Struct. Bonding* **2016**, *167*, 1-37.
- (104) Su, M. D.; Chu, S. Y. C-F bond activation by the 14-electron M(X)(PH₃)₂ (M=Rh, Ir; X=CH₃, H, Cl) complex. A density functional study. *J. Am. Chem. Soc.* **1997**, *119*, 10178-10185.
- (105) Gérard, H.; Davidson, E. R.; Eisenstein, O. Comparison of α CH and CF activation in alkyl transition metal complexes: A DFT and CASSCF study. *Mol. Phys.* **2002**, *100*, 533-540.

- (106) Furuya, T.; Ritter, T. Carbon-fluorine reductive elimination from a high-valent palladium fluoride. *J. Am. Chem. Soc.* **2008**, *130*, 10060-10061.
- (107) Ball, N. D.; Sanford, M. S. Synthesis and reactivity of a mono- σ -aryl palladium(IV) fluoride complex. *J. Am. Chem. Soc.* **2009**, *131*, 3796-3797.
- (108) Casitas, A.; Canta, M.; Solà, M.; Costas, M.; Ribas, X. Nucleophilic aryl fluorination and aryl halide exchange mediated by a Cu^I/Cu^{III} catalytic cycle. *J. Am. Chem. Soc.* **2011**, *133*, 19386-19392.
- (109) Fier, P. S.; Luo, J. W.; Hartwig, J. F. Copper-mediated fluorination of arylboronate esters. Identification of a copper(III) fluoride complex. *J. Am. Chem. Soc.* **2013**, *135*, 2552-2559.
- (110) Ye, Y. D.; Schimler, S. D.; Hanley, P. S.; Sanford, M. S. Cu(OTf)₂-mediated fluorination of aryltrifluoroborates with potassium fluoride. *J. Am. Chem. Soc.* **2013**, *135*, 16292-16295.
- (111) Watson, D. A.; Su, M. J.; Teverovskiy, G.; Zhang, Y.; García-Fortanet, J.; Kinzel, T.; Buchwald, S. L. Formation of ArF from LPdAr(F): Catalytic conversion of aryl triflates to aryl fluorides. *Science* **2009**, *325*, 1661-1664.
- (112) Sather, A. C.; Buchwald, S. L. The evolution of Pd⁰/Pd^{II} catalyzed aromatic fluorination. *Acc. Chem. Res.* **2016**, *49*, 2146-2157.
- (113) Cho, H. G.; Andrews, L. Preparation of CH₃TiF and (CH₃)₂TiF₂ from the reaction of CH₃F with laser-ablated Ti atoms. *Inorg. Chem.* **2004**, *43*, 5253-5257.
- (114) Cho, H. G.; Andrews, L. Photoreversible hydrogen migration system in a solid argon matrix formed by the reaction of methyl fluoride with laser-ablated titanium atoms. *J. Phys. Chem. A* **2004**, *108*, 6294-6301.
- (115) Cho, H. G.; Andrews, L. Persistent photo-reversible transition-metal methylidene system generated from reaction of methyl fluoride with laser-ablated zirconium atoms and isolated in a solid argon matrix. *J. Am. Chem. Soc.* **2004**, *126*, 10485-10492.
- (116) Cho, H. G.; Andrews, L. Formation of a simple hafnium methylidene complex by reaction of methyl fluoride with laser-ablated hafnium atoms. *Organometallics* **2004**, *23*, 4357-4361.

- (117) Lyon, J. T.; Andrews, L. Group 4 transition metal $\text{CH}_2=\text{MF}_2$, $\text{CHF}=\text{MF}_2$, and $\text{HC}\div\text{MF}_3$ complexes formed by C-F activation and α -fluorine transfer. *Inorg. Chem.* **2007**, *46*, 4799-4808.
- (118) Torres, A. E.; Castro, G.; Pablo-Pedro, R.; Colmenares, F. A two-step reaction scheme leading to singlet carbene species that can be detected under matrix conditions for the reaction of ZrF_3 with either CH_3F or CH_3CN . *J. Comput. Chem.* **2014**, *35*, 883-890.
- (119) Cho, H. G.; Andrews, L. Infrared spectra of platinum insertion and methyldiene complexes prepared in oxidative C-H_x reactions of laser-ablated Pt atoms with methane, ethane, and halomethanes. *Organometallics* **2009**, *28*, 1358-1368.
- (120) Wang, Y. C.; Wang, X. B.; Geng, Z. Y.; Lv, L. L.; Wang, Q. A.; Liu, H. W.; Wang, Q. A.; Cui, D. D. Theoretical study of the activation of $\text{CH}_{4-n}\text{F}_n$ ($n=1-3$) molecules by platinum in the gas-phase. *J. Mol. Struct. Theochem* **2010**, *962*, 90-96.
- (121) Mazurek, U.; Schwarz, H. Carbon-fluorine bond activation - looking at and learning from unsolvated systems. *Chem. Commun.* **2003**, 1321-1326.
- (122) Koyanagi, G. K.; Zhao, X.; Blagojevic, V.; Jarvis, M. J. Y.; Bohme, D. K. Gas-phase reactions of atomic lanthanide cations with methyl fluoride: Periodicities reactivity. *Int. J. Mass Spectrom.* **2005**, *241*, 189-196.
- (123) Cornehl, H. H.; Hornung, G.; Schwarz, H. Gas-phase reactivity of lanthanide cations with fluorocarbons: C-F versus C-H and C-C bond activation. *J. Am. Chem. Soc.* **1996**, *118*, 9960-9965.
- (124) Harvey, J. N.; Schroder, D.; Koch, W.; Danovich, D.; Shaik, S.; Schwarz, H. Electron-transfer reactivity in the activation of organic fluorides by bare metal monocations. *Chem. Phys. Lett.* **1997**, *273*, 164-170.
- (125) Redondo, P.; Varela-Álvarez, A.; Rayón, V. M.; Largo, A.; Sordo, J. A.; Barrientos, C. Reactivity of first-row transition metal monocations (Sc^+ , Ti^+ , V^+ , Zn^+) with methyl fluoride: A computational study. *J. Phys. Chem. A* **2013**, *117*, 2932-2943.

- (126) Wang, Y. C.; Liu, Z. Y.; Geng, Z. Y.; Yang, X. Y.; Gao, L. G.; Chen, X. X. Theoretical investigation of the reactivity in the C-F bond activation of CH₃F by La⁺ in the gas phase. *J. Mol. Struct. Theochem* **2006**, *765*, 27-34.
- (127) Liu, Z. Y.; Wang, Y. C.; Geng, Z. Y.; Yang, X. Y.; Wang, H. Q. Theoretical investigation of the reactivity in the C-F bond activation of CH₃F by Lu⁺ in the gas phase. *Chem. Phys. Lett.* **2006**, *431*, 223-226.
- (128) Matsuda, A.; Mori, H. Theoretical study of lanthanide mono cation-mediated C-F bond activation. *Chem. Phys.* **2011**, *380*, 48-53.
- (129) Hertwig, R. H.; Koch, W. A theoretician's view of the C-F bond activation mediated by the lanthanide cations Ce⁺ and Ho⁺. *Chem. - Eur. J.* **1999**, *5*, 312-319.
- (130) Zhou, S. D.; Schlangen, M.; Schwarz, H. Mechanistic aspects of the gas-phase reactions of halobenzenes with bare lanthanide cations: A combined experimental/theoretical investigation. *Chem. - Eur. J.* **2015**, *21*, 2123-2131.
- (131) de Jong, G. T.; Bickelhaupt, F. M. Oxidative addition of the fluoromethane C-F bond to Pd. An ab initio benchmark and dft validation study. *J. Phys. Chem. A* **2005**, *109*, 9685-9699.
- (132) Taylor, W. S.; Matthews, C. C.; Hicks, A. J.; Fancher, K. G.; Chen, L. C. Near-thermal reactions of Au⁺(¹S, ³D) with CH₃X (X = F, Cl). *J. Phys. Chem. A* **2012**, *116*, 943-951.
- (133) Jin, Y. Z.; Wang, Y. C.; Geng, Z. Y.; Wang, H. J.; Gan, Y. Z. Competitive activation of C-H and C-F bonds in gas phase reaction of Ir⁺ with CH₃F: A DFT study. *J. Organomet. Chem.* **2012**, *717*, 195-201.
- (134) Bernabe, E.; Mendéz, O.; Colmenares, F. Theoretical study on the oxidative addition of methyl fluoride to Ru⁺. *Chem. Phys. Lett.* **2009**, *475*, 188-192.
- (135) Colmenares, F. Theoretical study of the Ru⁺ CH₃F reaction. *Mol. Phys.* **2009**, *107*, 1513-1519.
- (136) Kim, J.; Hong, K.; Kim, H. K.; Lee, Y. S.; Kim, T. K. Strong spin-orbit coupling facilitates C-H activation in the reactions of Os⁺ with CH₃F: Theoretical investigations. *J. Chem. Theory Comput.* **2013**, *9*, 1087-1092.

- (137) Chen, K. J.; Zhang, G. L.; Chen, H.; Yao, J. N.; Danovich, D.; Shaik, S. Spin-orbit coupling and outer-core correlation effects in Ir- and Pt-catalyzed C-H activation. *J. Chem. Theory Comput.* **2012**, *8*, 1641-1645.
- (138) Bjarnason, A. Reactions of Sc⁺, Ti⁺, V⁺, Fe⁺, Co⁺, and Ni⁺ with naphthalene halides. Study of the initial steps of a metal-catalyzed polymerization in the gas phase. *Organometallics* **1996**, *15*, 3275-3281.
- (139) Werkema, E. L.; Messines, E.; Perrin, L.; Maron, L.; Eisenstein, O.; Andersen, R. A. Hydrogen for fluorine exchange in CH_{4-x}F_x by monomeric [1,2,4-(Me₃C)₃C₅H₂]₂CeH: Experimental and computational studies. *J. Am. Chem. Soc.* **2005**, *127*, 7781-7795.
- (140) Werkema, E. L.; Andersen, R. A.; Yahia, A.; Maron, L.; Eisenstein, O. Hydrogen for X-group exchange in CH₃X (X = Cl, Br, I, OMe, and NMe₂) by monomeric [1,2,4-[1,2,4-(Me₃C)₃C₅H₂]₂CeH: Experimental and computational support for a carbenoid mechanism. *Organometallics* **2009**, *28*, 3173-3185.
- (141) Werkema, E. L.; Andersen, R. A.; Maron, L.; Eisenstein, O. The reaction of bis(1,2,4-tri-*t*-butylcyclopentadienyl)ceriumbenzyl, Cp'₂CeCH₂Ph, with methylhalides: A metathesis reaction that does not proceed by a metathesis transition state. *Dalton Trans.* **2010**, *39*, 6648-6660.
- (142) Kraft, B. M.; Lachicotte, R. J.; Jones, W. D. Aliphatic and aromatic carbon-fluorine bond activation with Cp*₂ZrH₂: Mechanisms of hydrodefluorination. *J. Am. Chem. Soc.* **2001**, *123*, 10973-10979.
- (143) Jones, W. D. Activation of C-F bonds using Cp*₂ZrH₂: A diversity of mechanisms. *Dalton Trans.* **2003**, 3991-3995.
- (144) Rieth, R. D.; Brennessel, W. W.; Jones, W. D. Activation of aromatic, aliphatic, and olefinic carbon-fluorine bonds using Cp*₂HfH₂. *Eur. J. Inorg. Chem.* **2007**, 2839-2847.
- (145) Brown, C. E.; Ishikawa, Y.; Hackett, P. A.; Rayner, D. M. Interaction of alkanes with unsaturated metal centers. 2. Complexes of alkanes and fluoroalkanes with W(CO)₅ in the gas-phase. *J. Am. Chem. Soc.* **1990**, *112*, 2530-2536.

- (146) Jiao, Y. Z.; Evans, M. E.; Morris, J.; Brennessel, W. W.; Jones, W. D. Rhodium-carbon bond energies in $\text{Tp}'\text{Rh}(\text{CNneopentyl})(\text{CH}_2\text{X})\text{H}$: Quantifying stabilization effects in M-C bonds. *J. Am. Chem. Soc.* **2013**, *135*, 6994-7004.
- (147) Vetter, A. J.; Rieth, R. D.; Brennessel, W. W.; Jones, W. D. Selective C-H activation of haloalkanes using a rhodiumtrispyrazolylborate complex. *J. Am. Chem. Soc.* **2009**, *131*, 10742-10752.
- (148) Pell, C. J.; Zhu, Y. J.; Huacuja, R.; Herbert, D. E.; Hughes, R. P.; Ozerov, O. V. Fluorocarbene, fluoroolefin, and fluorocarbyne complexes of Rh. *Chem. Sci.* **2017**, *8*, 3178-3186.
- (149) Takemoto, S.; Grushin, V. V. Nucleophile-catalyzed, facile, and highly selective C-H activation of fluoroform with Pd(II). *J. Am. Chem. Soc.* **2013**, *135*, 16837-16840.
- (150) Zanardi, A.; Novikov, M. A.; Martin, E.; Benet-Buchholz, J.; Grushin, V. V. Direct cupration of fluoroform. *J. Am. Chem. Soc.* **2011**, *133*, 20901-20913.
- (151) Konovalov, A. I.; Benet-Buchholz, J.; Martin, E.; Grushin, V. V. The critical effect of the counteranion in the direct cupration of fluoroform with $[\text{Cu}(\text{OR})_2]^-$. *Angew. Chem., Int. Ed.* **2013**, *52*, 11637-11641.
- (152) Maron, L.; Werkema, E. L.; Perrin, L.; Eisenstein, O.; Andersen, R. A. Hydrogen for fluorine exchange in C_6F_6 and $\text{C}_6\text{F}_5\text{H}$ by monomeric $[\text{1,2,4-(Me}_3\text{C)}_3\text{C}_5\text{H}_2]_2\text{CeH}$: Experimental and computational studies. *J. Am. Chem. Soc.* **2005**, *127*, 279-292.
- (153) Werkema, E. L.; Andersen, R. A. Fluorine for hydrogen exchange in the hydrofluorobenzene derivatives $\text{C}_6\text{H}_x\text{F}_{(6-x)}$, where $x=2, 3, 4$ and 5 by monomeric $[\text{1,2,4-(Me}_3\text{C)}_3\text{C}_5\text{H}_2]_2\text{CeH}$: The solid state isomerization of $[\text{1,2,4-(Me}_3\text{C)}_3\text{C}_5\text{H}_2]_2\text{Ce(2,3,4,5-C}_6\text{HF}_4)$ to $[\text{1,2,4-(Me}_3\text{C)}_3\text{C}_5\text{H}_2]_2\text{Ce(2,3,4,6-C}_6\text{HF}_4)$. *J. Am. Chem. Soc.* **2008**, *130*, 7153-7165.
- (154) Chu, J. X.; Han, X. H.; Kefalidis, C. E.; Zhou, J. L.; Maron, L.; Leng, X. B.; Chen, Y. F. Lewis acid triggered reactivity of a lewis base stabilized scandium-terminal imido complex: C-H bond activation, cycloaddition, and dehydrofluorination. *J. Am. Chem. Soc.* **2014**, *136*, 10894-10897.

- (155) Piglosiewicz, I. M.; Kraft, S.; Beckhaus, R.; Haase, D.; Saak, W. Selective C-H and C-F bond activation reactions of pyridine and fluoropyridines - formation of binuclear μ -X titanocene complexes (X = H, F) with α -functionalized N-heterocycles. *Eur. J. Inorg. Chem.* **2005**, 938-945.
- (156) Jäger-Fiedler, U.; Klahn, M.; Arndt, P.; Baumann, W.; Spannenberg, A.; Burlakov, V. V.; Rosenthal, U. Room-temperature catalytic hydrodefluorination of pentafluoropyridine by zirconocene fluoro complexes and diisobutylaluminumhydride. *J. Mol. Catal. A Chem.* **2007**, *261*, 184-189.
- (157) Fan, H. J.; Fout, A. R.; Bailey, B. C.; Pink, M.; Baik, M. H.; Mindiola, D. J. Understanding intermolecular C-F bond activation by a transient titanium neopentylidyne: Experimental and theoretical studies on the competition between 1,2-CF bond addition and [2+2]-cycloaddition/ β -fluoride elimination. *Dalton Trans.* **2013**, *42*, 4163-4174.
- (158) Gianetti, T. L.; Bergman, R. G.; Arnold, J. Carbon-fluorine bond cleavage in fluoroarenes via a niobium(III) imido complex: From stoichiometric to catalytic hydrodefluorination. *Chem. Sci.* **2014**, *5*, 2517-2524.
- (159) Liu, W. J.; Welch, K.; Trindle, C. O.; Sabat, M.; Myers, W. H.; Harman, W. D. Facile intermolecular aryl-F bond cleavage in the presence of aryl C-H bonds: Is the η^2 -arene intermediate bypassed? *Organometallics* **2007**, *26*, 2589-2597.
- (160) Chow, C.; Patrick, B. O.; Legzdins, P. Thermal chemistry of a tungsten trimethylsilylallyl complex in benzene and fluorobenzenes. *Organometallics* **2012**, *31*, 8159-8171.
- (161) Klahn, A. H.; Oelckers, B.; Godoy, F.; Garland, M. T.; Vega, A.; Perutz, R. N.; Higgitt, C. L. Synthesis and reactions of the rhenium fulvene complexes $[\text{Re}(\eta^6\text{-C}_5\text{Me}_4\text{CH}_2)(\text{CO})_2(\text{C}_6\text{F}_4\text{R})]$ (R = F or CF_3): Products derived from initial C-F activation. *J. Chem. Soc., Dalton Trans.* **1998**, 3079-3086.
- (162) Higgitt, C. L.; Klahn, A. H.; Moore, M. H.; Oelckers, B.; Partridge, M. G.; Perutz, R. N. Structure and dynamics of the η^2 -hexafluorobenzene complexes $[\text{Re}(\eta^5\text{-C}_5\text{H}_4\text{R})(\text{CO})_2](\eta^2\text{-$

- C₆F₆)] (R=H or Me) and [Rh(η^5 -C₅Me₅)(PMe₃)(η^2 -C₆F₆)]. *J. Chem. Soc., Dalton Trans.* **1997**, 1269-1280.
- (163) Godoy, F.; Higgitt, C. L.; Klahn, A. H.; Oelckers, B.; Parsons, S.; Perutz, R. N. Photochemical reactions of [Re(η^5 -C₅R₅)(CO)₃] (R = H or Me) with partially fluorinated benzenes: C-H and C-F activation. *J. Chem. Soc., Dalton Trans.* **1999**, 2039-2047.
- (164) Van der Heijden, H.; Orpen, A. G.; Pasman, P. Photochemistry of [(η^5 -C₅Me₅)Re(CO)₃] in benzene solution - crystal-structure of [(η^5 -C₅Me₅)Re(CO)₂]₂(μ - η^2 , η^2 -C₆H₆). *J. Chem. Soc., Chem. Commun.* **1985**, 1576-1578.
- (165) Whittlesey, M. K.; Perutz, R. N.; Moore, M. H. Facile intermolecular aromatic C-F bond activation reactions of [Ru(dmpe)₂H₂] (dmpe=Me₂PCH₂CH₂PMe₂). *Chem. Commun.* **1996**, 787-788.
- (166) Whittlesey, M. K.; Perutz, R. N.; Greener, B.; Moore, M. H. Synthesis, molecular structure and NMR spectroscopy of a transition-metal bifluoride complex: Formation via C-F activation or reaction with Et₃N·3HF. *Chem. Commun.* **1997**, 187-188.
- (167) Renkema, K. B.; Bosque, R.; Streib, W. E.; Maseras, F.; Eisenstein, O.; Caulton, K. G. Phosphine dissociation mediates C-H cleavage of fluoroarenes by OsH(C₆H₅)(CO)(PtBu₂Me)₂. *J. Am. Chem. Soc.* **1999**, *121*, 10895-10907.
- (168) Bajo, S.; Esteruelas, M. A.; López, A. M.; Oñate, E. Reactions of an osmium bis(dihydrogen) complex under ethylene: Phosphine addition to a C-C double bond and C-H bond activation of fluoroarenes. *Organometallics* **2011**, *30*, 5710-5715.
- (169) Lei, H.; Fettinger, J. C.; Power, P. P. Reduction of terphenyl Co(II) halide derivatives in the presence of arenes: Insertion of Co(I) into a C-F bond. *Inorg. Chem.* **2012**, *51*, 1821-1826.
- (170) Dugan, T. R.; Sun, X.; Rybak-Akimova, E. V.; Olatunji-Ojo, O.; Cundari, T. R.; Holland, P. L. A masked two-coordinate cobalt(I) complex that activates C-F bonds. *J. Am. Chem. Soc.* **2011**, *133*, 12418-12421.

- (171) Dugan, T. R.; Goldberg, J. M.; Brennessel, W. W.; Holland, P. L. Low-coordinate cobalt fluoride complexes: Synthesis, reactions, and production from C-F activation reactions. *Organometallics* **2012**, *31*, 1349-1360.
- (172) Jiang, Q.; Cundari, T. R. DFT investigation of C-F bond activation by a low-coordinate cobalt(I) complex. *Computational and Theoretical Chemistry* **2017**, *1105*, 97-103.
- (173) Li, J. Y.; Zheng, T. T.; Sun, H. J.; Xu, W. G.; Li, X. Y. Selective C-F/C-H bond activation of fluoroarenes by cobalt complex supported with phosphine ligands. *Dalton Trans.* **2013**, *42*, 5740-5748.
- (174) Li, J. Y.; Zheng, T. T.; Sun, H. J.; Li, X. Y. Selectively catalytic hydrodefluorination of perfluoroarenes by $\text{Co}(\text{PMe}_3)_4$ with sodium formate as reducing agent and mechanism study. *Dalton Trans.* **2013**, *42*, 13048-13053.
- (175) Lu, F. G.; Li, J. Y.; Sun, H. J.; Li, X. Y. Selective C-H bond activation of 1,2,4,5-tetrafluorobenzene by $\text{Co}(\text{PMe}_3)_4$. *Inorg. Chim. Acta* **2014**, *416*, 222-225.
- (176) Procacci, B.; Blagg, R. J.; Perutz, R. N.; Rendon, N.; Whitwood, A. C. Photochemical reactions of fluorinated pyridines at half-sandwich rhodium complexes: Competing pathways of reaction. *Organometallics* **2014**, *33*, 45-52.
- (177) Edelbach, B. L.; Jones, W. D. Mechanism of carbon-fluorine bond activation by $(\text{C}_5\text{Me}_5)\text{Rh}(\text{PMe}_3)\text{H}_2$. *J. Am. Chem. Soc.* **1997**, *119*, 7734-7742.
- (178) Procacci, B.; Jiao, Y. Z.; Evans, M. E.; Jones, W. D.; Perutz, R. N.; Whitwood, A. C. Activation of B-H, Si-H, and C-F bonds with $\text{Tp}^*\text{Rh}(\text{PMe}_3)$ complexes: Kinetics, mechanism, and selectivity. *J. Am. Chem. Soc.* **2015**, *137*, 1258-1272.
- (179) Schwartsburd, L.; Mahon, M. F.; Poulten, R. C.; Warren, M. R.; Whittlesey, M. K. Mechanistic studies of the rhodium NHC catalyzed hydrodefluorination of polyfluorotoluenes. *Organometallics* **2014**, *33*, 6165-6170.
- (180) Aizenberg, M.; Milstein, D. Catalytic activation of carbon-fluorine bonds by a soluble transition-metal complex. *Science* **1994**, *265*, 359-361.

- (181) Lindup, R. J.; Marder, T. B.; Perutz, R. N.; Whitwood, A. C. Sequential C-F activation and borylation of fluoropyridines via intermediate Rh(I) fluoropyridyl complexes: A multinuclear NMR investigation. *Chem. Commun.* **2007**, 3664-3666.
- (182) Teltewskoi, M.; Panetier, J. A.; Macgregor, S. A.; Braun, T. A highly reactive rhodium(i) boryl complex as a useful tool for C-H bond activation and catalytic C-F bond borylation. *Angew. Chem., Int. Ed.* **2010**, *49*, 3947-3951.
- (183) Kallane, S. I.; Teltewskoi, M.; Braun, T.; Braun, B. C-H and C-F bond activations at a rhodium(I) boryl complex: Reaction steps for the catalytic borylation of fluorinated aromatics. *Organometallics* **2015**, *34*, 1156-1169.
- (184) Noveski, D.; Braun, T.; Neumann, B.; Stammler, A.; Stammler, H. G. C-F or C-H bond activation and C-C coupling reactions of fluorinated pyridines at rhodium: Synthesis, structure and reactivity of a variety of tetrafluoropyridyl complexes. *Dalton Trans.* **2004**, 4106-4119.
- (185) Ahrens, T.; Ahrens, M.; Braun, T.; Braun, B.; Herrmann, R. Synthesis of a rhodium(I) germyl complex: A useful tool for C-H and C-F bond activation reactions. *Dalton Trans.* **2016**, *45*, 4716-4728.
- (186) Zámotná, L.; Sander, S.; Braun, T.; Laubenstein, R.; Braun, B.; Herrmann, R.; Kläring, P. Synthesis and structure of rhodium(I) silyl carbonyl complexes: Photochemical C-F and C-H bond activation of fluorinated aromatic compounds. *Dalton Trans.* **2015**, *44*, 9450-9469.
- (187) Raza, A. L.; Braun, T. Consecutive C-F bond activation and C-F bond formation of heteroaromatics at rhodium: The peculiar role of FSi(OEt)₃. *Chem. Sci.* **2015**, *6*, 4255-4260.
- (188) Salomon, M. A.; Braun, T.; Krossing, I. Iridium derivatives of fluorinated aromatics by C-H activation: Isolation of classical and non-classical hydrides. *Dalton Trans.* **2008**, 5197-5206.
- (189) Hauser, S. A.; Prokes, I.; Chaplin, A. B. Low-coordinate iridium NHC complexes derived from selective and reversible C-H bond activation of fluoroarenes. *Chem. Commun.* **2015**, *51*, 4425-4428.

- (190) Laviska, D. A.; Zhou, T.; Kumar, A.; Emge, T. J.; Krogh-Jespersen, K.; Goldman, A. S. Single and double C-H activation of biphenyl or phenanthrene. An example of C-H addition to Ir(III) more facile than addition to Ir(I). *Organometallics* **2016**, *35*, 1613-1623.
- (191) Kundu, S.; Choi, J.; Wang, D. Y.; Choliy, Y.; Emge, T. J.; Krogh-Jespersen, K.; Goldman, A. S. Cleavage of ether, ester, and tosylate C(sp³)-O bonds by an iridium complex, initiated by oxidative addition of C-H bonds. Experimental and computational studies. *J. Am. Chem. Soc.* **2013**, *135*, 5127-5143.
- (192) Hauser, S. A.; Emerson-King, J.; Habershon, S.; Chaplin, A. B. UV-light promoted C-H bond activation of benzene and fluorobenzenes by an iridium(I) pincer complex. *Chem. Commun.* **2017**, *53*, 3634-3636.
- (193) Ben-Ari, E.; Cohen, R.; Gandelman, M.; Shimon, L. J. W.; Martin, J. M. L.; Milstein, D. Ortho C-H activation of haloarenes and anisole by an electron-rich iridium(I) complex: Mechanism and origin of regio- and chemoselectivity. An experimental and theoretical study. *Organometallics* **2006**, *25*, 3190-3210.
- (194) Fan, L.; Parkin, S.; Ozerov, O. V. Halobenzenes and Ir(I): Kinetic C-H oxidative addition and thermodynamic c-hal oxidative addition. *J. Am. Chem. Soc.* **2005**, *127*, 16772-16773.
- (195) Li, B. Z.; Qian, Y. Y.; Liu, J. W.; Chan, K. S. Consecutive aromatic carbon-fluorine bond and carbon-hydrogen bond activations by iridium porphyrins. *Organometallics* **2014**, *33*, 7059-7068.
- (196) Schaub, T.; Radius, U. Efficient C-F and C-C activation by a novel N-heterocyclic carbene-nickel(0) complex. *Chem. - Eur. J.* **2005**, *11*, 5024-5030.
- (197) Arévalo, A.; Tlahuext-Aca, A.; Flores-Alamo, M.; García, J. J. On the catalytic hydrodefluorination of fluoroaromatics using nickel complexes: The true role of the phosphine. *J. Am. Chem. Soc.* **2014**, *136*, 4634-4639.
- (198) Johnson, S. A.; Huff, C. W.; Mustafa, F.; Saliba, M. Unexpected intermediates and products in the C-F bond activation of tetrafluorobenzenes with a bis(triethylphosphine)nickel synthon: Direct evidence of a rapid and reversible C-H bond activation by Ni(0). *J. Am. Chem. Soc.* **2008**, *130*, 17278-17280.

- (199) Baird, D. A.; Jamal, S.; Johnson, S. A. Influence of the transmetalating agent in difficult coupling reactions: Control in the selectivity of C-F bond activation by Ni(0) complexes in the presence of AlMe₃. *Organometallics* **2017**, *36*, 1436-1446.
- (200) Hatnean, J. A.; Beck, R.; Borrelli, J. D.; Johnson, S. A. Carbon-hydrogen bond oxidative addition of partially fluorinated aromatics to a Ni(*i*Pr₃P)₂ synthon: The influence of steric bulk on the thermodynamics and kinetics of C-H bond activation. *Organometallics* **2010**, *29*, 6077-6091.
- (201) Hatnean, J. A.; Shoshani, M.; Johnson, S. A. Mechanistic insight into carbon-fluorine cleavage with a (*i*Pr₃P)₂Ni source: Characterization of (*i*Pr₃P)₂NiC₆F₅ as a significant Ni(I) byproduct in the activation of C₆F₆. *Inorg. Chim. Acta* **2014**, *422*, 86-94.
- (202) Cronin, L.; Higgitt, C. L.; Karch, R.; Perutz, R. N. Rapid intermolecular carbon-fluorine bond activation of pentafluoropyridine at nickel(0): Comparative reactivity of fluorinated arene and fluorinated pyridine derivatives. *Organometallics* **1997**, *16*, 4920-4928.
- (203) Burling, S.; Elliott, P. I. P.; Jasim, N. A.; Lindup, R. J.; McKenna, J.; Perutz, R. N.; Archibald, S. J.; Whitwood, A. C. C-F bond activation at Ni(0) and simple reactions of square planar Ni(II) fluoride complexes. *Dalton Trans.* **2005**, 3686-3695.
- (204) Archibald, S. J.; Braun, T.; Gaunt, J. A.; Hobson, J. E.; Perutz, R. N. Chemistry of nickel tetrafluoropyridyl derivatives: Their versatile behaviour with Brønsted acids and the Lewis acid BF₃. *J. Chem. Soc., Dalton Trans.* **2000**, 2013-2018.
- (205) Braun, T.; Foxon, S. P.; Perutz, R. N.; Walton, P. H. Nickel-assisted carbon fluorine bond activation of 2,4,6-trifluoropyrimidine: Synthesis of new pyrimidine and pyrimidinone derivatives. *Angew. Chem., Int. Ed.* **1999**, *38*, 3326-3329.
- (206) Dransfield, T. A.; Nazir, R.; Perutz, R. N.; Whitwood, A. C. Liquid injection field desorption/ionization of transition metal fluoride complexes. *J. Fluorine Chem.* **2010**, *131*, 1213-1217.
- (207) Nova, A.; Reinhold, M.; Perutz, R. N.; Macgregor, S. A.; McGrady, J. E. Selective activation of the ortho C-F bond in pentafluoropyridine by zerovalent nickel: Reaction via a

metallophosphorane intermediate stabilized by neighboring group assistance from the pyridyl nitrogen. *Organometallics* **2010**, *29*, 1824-1831.

- (208) Erhardt, S.; Macgregor, S. A. Computational study of the reaction of C₆F₆ with [IrMe(PEt₃)₃]: Identification of a phosphine-assisted C-F activation pathway via a metallophosphorane intermediate. *J. Am. Chem. Soc.* **2008**, *130*, 15490-15498.
- (209) Doster, M. E.; Johnson, S. A. Selective C-F bond activation of tetrafluorobenzenes by nickel(0) with a nitrogen donor analogous to N-heterocyclic carbenes. *Angew. Chem., Int. Ed.* **2009**, *48*, 2185-2187.
- (210) Lotz, M. D.; Camasso, N. M.; Canty, A. J.; Sanford, M. S. Role of silver salts in palladium-catalyzed arene and heteroarene C-H functionalization reactions. *Organometallics* **2017**, *36*, 165-171.
- (211) Jasim, N. A.; Perutz, R. N.; Whitwood, A. C.; Braun, T.; Izundu, J.; Neumann, B.; Rothfeld, S.; Stammler, H. G. Contrasting reactivity of fluoropyridines at palladium and platinum: C-F oxidative addition at palladium, P-C and C-F activation at platinum. *Organometallics* **2004**, *23*, 6140-6149.
- (212) Fornies, J.; Green, M.; Spencer, J. L.; Stone, F. G. A. Synthesis and some oxidative-addition reactions of bis(tricyclohexylphosphine)platinum. *J. Chem. Soc., Dalton Trans.* **1977**, 1006-1009.
- (213) Nova, A.; Erhardt, S.; Jasim, N. A.; Perutz, R. N.; Macgregor, S. A.; McGrady, J. E.; Whitwood, A. C. Competing C-F activation pathways in the reaction of Pt(0) with fluoropyridines: Phosphine-assistance versus oxidative addition. *J. Am. Chem. Soc.* **2008**, *130*, 15499-15511.
- (214) DeMott, J. C.; Bhuvanesh, N.; Ozerov, O. V. Frustrated lewis pair-like splitting of aromatic C-H bonds and abstraction of halogen atoms by a cationic [(^FPNP)Pt]⁺ species. *Chem. Sci.* **2013**, *4*, 642-649.
- (215) Lv, H. B.; Zhan, J. H.; Cai, Y. B.; Yu, Y.; Wang, B. W.; Zhang, J. L. π - π interaction assisted hydrodefluorination of perfluoroarenes by gold hydride: A case of synergistic effect on C-F bond activation. *J. Am. Chem. Soc.* **2012**, *134*, 16216-16227.

- (216) Molteni, R.; Edkins, K.; Haehnel, M.; Steffen, A. C-H activation of fluoroarenes: Synthesis, structure, and luminescence properties of copper(I) and gold(I) complexes bearing 2-phenylpyridine ligands. *Organometallics* **2016**, *35*, 629-640.
- (217) Albrecht, M. Cyclometalation using d-block transition metals: Fundamental aspects and recent trends. *Chem. Rev.* **2010**, *110*, 576-623.
- (218) *Palladacycles: Synthesis, characterization and applications*; Dupont, J.; Pfeffer, M., Eds.; Wiley: Weinheim, 2008; Vol. 1.
- (219) Xu, X. F.; Sun, H. J.; Shi, Y. J.; Jia, J.; Li, X. Y. Imine-assisted C-F bond activation by electron-rich iron complexes supported by trimethylphosphine. *Dalton Trans.* **2011**, *40*, 7866-7872.
- (220) Wang, L.; Sun, H. J.; Li, X. Y. Synthesis of iron hydrides by selective C-F/C-H bond activation in fluoroarylimines and their applications in catalytic reduction reactions. *Eur. J. Inorg. Chem.* **2015**, 2732-2743.
- (221) Diggle, R. A.; Kennedy, A. A.; Macgregor, S. A.; Whittlesey, M. K. Computational studies of intramolecular carbon-heteroatom bond activation of N-aryl heterocyclic carbene ligands. *Organometallics* **2008**, *27*, 938-944.
- (222) Barrio, P.; Castarlenas, R.; Esteruelas, M. A.; Lledós, A.; Maseras, F.; Oñate, E.; Tomàs, J. Reactions of a hexahydride-osmium complex with aromatic ketones: C-H activation versus C-F activation. *Organometallics* **2001**, *20*, 442-452.
- (223) Alós, J.; Esteruelas, M. A.; Oliván, M.; Oñate, E.; Puylaert, P. C-H bond activation reactions in ketones and aldehydes promoted by pop-pincer osmium and ruthenium complexes. *Organometallics* **2015**, *34*, 4908-4921.
- (224) Zheng, T. T.; Sun, H. J.; Ding, J.; Zhang, Y. F.; Li, X. Y. Effect of anchoring group and valent of cobalt center on the competitive cleavage of C-F or C-H bond activation. *J. Organomet. Chem.* **2010**, *695*, 1873-1877.
- (225) Camadanli, S.; Beck, R.; Florke, U.; Klein, H. F. First regioselective cyclometalation reactions of cobalt in arylketones: C-H versus C-F activation. *Dalton Trans.* **2008**, 5701-5704.

- (226) Li, J. J.; Zhang, D. J.; Sun, H. J.; Li, X. Y. Computational rationalization of the selective C-H and C-F activations of fluoroaromatic imines and ketones by cobalt complexes. *Org. Biomol. Chem.* **2014**, *12*, 1897-1907.
- (227) Porras, J. A.; Mills, I. N.; Transue, W. J.; Bernhard, S. Highly fluorinated Ir(III)-2,2':6',2''-terpyridine phenylpyridine-X complexes via selective C-F activation: Robust photocatalysts for solar fuel generation and photoredox catalysis. *J. Am. Chem. Soc.* **2016**, *138*, 9460-9472.
- (228) Ballhorn, M.; Partridge, M. G.; Perutz, R. N.; Whittlesey, M. K. Photochemical intermolecular C-H and C-F insertion of rhodium into pentafluoroanisole to generate a metallacycle; conversion to a cyclic carbene complex. *Chem. Commun.* **1996**, 961-962.
- (229) Vetter, A. J.; Jones, W. D. Carbon-hydrogen bond activation of chloroalkanes by a rhodium trispyrazolylborate complex. *Polyhedron* **2004**, *23*, 413-417.
- (230) Crespo, M.; Martínez, M.; Nabavizadeh, S. M.; Rashidi, M. Kinetic-mechanistic studies on C-X (X= H, F, Cl, Br, I) bond activation reactions on organoplatinum(II) complexes. *Coord. Chem. Rev.* **2014**, *279*, 115-140.
- (231) Crespo, M.; Martínez, M.; Sales, J. Effect of fluorine substituents in intramolecular activation of C-F and C-H bonds by platinum(II). *Organometallics* **1993**, *12*, 4297-4304.
- (232) Crespo, M.; Martínez, M.; Sales, J. Intramolecular activation of a C-F bond at platinum(II) in the presence of weaker C-X bonds (X = H, Cl and Br). *J. Chem. Soc., Chem. Commun.* **1992**, 822-823.
- (233) Anderson, C. M.; Crespo, M.; Ferguson, G.; Lough, A. J.; Puddephatt, R. J. Activation of aromatic carbon fluorine bonds by organoplatinum complexes. *Organometallics* **1992**, *11*, 1177-1181.
- (234) Crespo, M.; Martínez, M.; de Pablo, E. Activation volumes for intramolecular oxidative C-X (X=H, F, Cl or Br) addition to platinum(II) imine complexes as a proof of the intimate mechanism. *J. Chem. Soc., Dalton Trans.* **1997**, 1231-1235.
- (235) López, O.; Crespo, M.; Font-Bardía, M.; Solans, X. Activation of C-F and C-H bonds by platinum in trifluorinated [C,N,N'] ligands. Crystal structures of

[PtFMe₂{Me₂NCH₂CH₂}NHCH(CH₂)COMe)(2,4-C₆H₂F₂)] and

[PtMe{Me₂NCH₂CH₂}N=CH(2,3,4-C₆HF₃)] *Organometallics* **1997**, *16*, 1233-1240.

- (236) Crespo, M.; Granell, J.; Font-Bardía, M.; Solans, X. Intramolecular oxidative addition of C-F and C-H bonds to [Pt(dba)₂]. Crystal structure of [PtCl{Me₂NCH₂CH₂NCH(2,4,5-C₆HF₃)}]. *J. Organomet. Chem.* **2004**, *689*, 3088-3092.
- (237) Crespo, M.; Granell, J.; Solans, X.; Font-Bardía, M. Preparation of metallacycles with anionic terdentate [C,N,N'] ligands by intramolecular oxidative addition of C-X (X = Br, Cl) bonds to [Pt(dba)₂]. An unexpected effect of chloro substituents. *Organometallics* **2002**, *21*, 5140-5143.
- (238) Kraft, B. M.; Lachicotte, R. J.; Jones, W. D. Aliphatic carbon-fluorine bond activation using (C₅Me₅)₂ZrH₂. *J. Am. Chem. Soc.* **2000**, *122*, 8559-8560.
- (239) Kraft, B. M.; Jones, W. D. Mechanism of vinylic and allylic carbon-fluorine bond activation of non-perfluorinated olefins using Cp*₂ZrH₂. *J. Am. Chem. Soc.* **2002**, *124*, 8681-8689.
- (240) Watson, L. A.; Yandulov, D. V.; Caulton, K. G. C-D₀ (D₀ = π-donor, F) cleavage in H₂C=CH(D₀) by (Cp₂ZrHCl)_n: Mechanism, agostic fluorines, and a carbene of Zr(IV). *J. Am. Chem. Soc.* **2001**, *123*, 603-611.
- (241) Clot, E.; Mégret, C.; Kraft, B. M.; Eisenstein, O.; Jones, W. D. Defluorination of perfluoropropene using Cp*₂ZrH₂. and Cp*₂ZrHF.: A mechanism investigation from a joint experimental-theoretical perspective. *J. Am. Chem. Soc.* **2004**, *126*, 5647-5653.
- (242) Kraft, B. M.; Clot, E.; Eisenstein, O.; Brennessel, W. W.; Jones, W. D. Mechanistic investigation of vinylic carbon-fluorine bond activation of perfluorinated cycloalkenes using Cp*₂ZrH₂. and Cp*₂ZrHF. *J. Fluorine Chem.* **2010**, *131*, 1122-1132.
- (243) Ferrando-Miguel, G.; Gérard, H.; Eisenstein, O.; Caulton, K. G. Vinyl C-F cleavage by Os(H)₃Cl(PiPr₃)₂. *Inorg. Chem.* **2002**, *41*, 6440-6449.
- (244) Peterson, A. A.; McNeill, K. Catalytic dehalogenation of sp² C-F and C-Cl bonds in fluoro- and chloroalkenes. *Organometallics* **2006**, *25*, 4938-4940.

- (245) Slaney, M. E.; Ferguson, M. J.; McDonald, R.; Cowie, M. Tandem C-F and C-H bond activation in fluoroolefins promoted by a bis(diethylphosphino)methane-bridged diiridium complex: Role of water in the activation processes. *Organometallics* **2012**, *31*, 1384-1396.
- (246) Lafrance, M.; Shore, D.; Fagnou, K. Mild and general conditions for the cross-coupling of aryl halides with pentafluorobenzene and other perfluoroaromatics. *Org. Lett.* **2006**, *8*, 5097-5100.
- (247) Lapointe, D.; Fagnou, K. Overview of the mechanistic work on the concerted metallation-deprotonation pathway. *Chem. Lett.* **2010**, *39*, 1119-1126.
- (248) René, O.; Fagnou, K. Room-temperature direct arylation of polyfluorinated arenes under biphasic conditions. *Org. Lett.* **2010**, *12*, 2116-2119.
- (249) He, C. Y.; Min, Q. Q.; Zhang, X. G. Palladium-catalyzed aerobic dehydrogenative cross-coupling of polyfluoroarenes with thiophenes: Facile access to polyfluoroarene-thiophene structure. *Organometallics* **2012**, *31*, 1335-1340.
- (250) Wang, Y. N.; Guo, X. Q.; Zhu, X. H.; Zhong, R.; Cai, L. H.; Hou, X. F. Pd(OAc)₂ catalyzed direct arylation of electron-deficient arenes without ligands or with monoprotected amino acid assistance. *Chem. Commun.* **2012**, *48*, 10437-10439.
- (251) Whitaker, D.; Bures, J.; Larrosa, I. Ag(I)-catalyzed C-H activation: The role of the Ag(I) salt in Pd/Ag-mediated C-H arylation of electron-deficient arenes. *J. Am. Chem. Soc.* **2016**, *138*, 8384-8387.
- (252) Simonetti, M.; Perry, G. J. P.; Cambeiro, X. C.; Julia-Hernández, F.; Arokianathar, J. N.; Larrosa, I. Ru-catalyzed C-H arylation of fluoroarenes with aryl halides. *J. Am. Chem. Soc.* **2016**, *138*, 3596-3606.
- (253) Chen, F.; Min, Q. Q.; Zhang, X. G. Pd-catalyzed direct arylation of polyfluoroarenes on water under mild conditions using PPh₃ ligand. *J. Org. Chem.* **2012**, *77*, 2992-2998.
- (254) Miao, T.; Wang, L. Palladium-catalyzed desulfitative direct C-H arylation of electron-deficient polyfluoroarenes with sodium arenesulfinates. *Adv. Synth. Catal.* **2014**, *356*, 429-436.

- (255) Do, H. Q.; Daugulis, O. Copper-catalyzed arylation and alkenylation of polyfluoroarene C-H bonds. *J. Am. Chem. Soc.* **2008**, *130*, 1128-1129.
- (256) Nakao, Y.; Kashihara, N.; Kanyiva, K. S.; Hiyama, T. Nickel-catalyzed alkenylation and alkylation of fluoroarenes via activation of C-H bond over C-F bond. *J. Am. Chem. Soc.* **2008**, *130*, 16170-16171.
- (257) Nett, A. J.; Zhao, W. X.; Zimmerman, P. M.; Montgomery, J. Highly active nickel catalysts for C-H functionalization identified through analysis of off-cycle intermediates. *J. Am. Chem. Soc.* **2015**, *137*, 7636-7639.
- (258) Zhang, X. G.; Fan, S. L.; He, C. Y.; Wan, X. L.; Min, Q. Q.; Yang, J.; Jiang, Z. X. Pd(OAc)₂ catalyzed olefination of highly electron-deficient perfluoroarenes. *J. Am. Chem. Soc.* **2010**, *132*, 4506-4507.
- (259) Yu, Y. B.; Fan, S. L.; Zhang, X. G. Copper- and phosphine-ligand-free palladium-catalyzed direct allylation of electron-deficient polyfluoroarenes with allylic chlorides. *Chem. - Eur. J.* **2012**, *18*, 14643-14648.
- (260) Doster, M. E.; Hatnean, J. A.; Jeftic, T.; Modi, S.; Johnson, S. A. Catalytic C-H bond stannylation: A new regioselective pathway to C-Sn bonds via C-H bond functionalization. *J. Am. Chem. Soc.* **2010**, *132*, 11923-11925.
- (261) Johnson, S. A.; Doster, M. E.; Matthews, J.; Shoshani, M.; Thibodeau, M.; Labadie, A.; Hatnean, J. A. A mechanistic investigation of carbon-hydrogen bond stannylation: Synthesis and characterization of nickel catalysts. *Dalton Trans.* **2012**, *41*, 8135-8143.
- (262) Takaya, J.; Ito, S.; Nomoto, H.; Saito, N.; Kirai, N.; Iwasawa, N. Fluorine-controlled C-H borylation of arenes catalyzed by a PSiN-pincer platinum complex. *Chem. Commun.* **2015**, *51*, 17662-17665.
- (263) Boutadla, Y.; Davies, D. L.; Macgregor, S. A.; Poblador-Bahamonde, A. I. Mechanisms of C-H bond activation: Rich synergy between computation and experiment. *Dalton Trans.* **2009**, 5820-5831.

- (264) García-Cuadrado, D.; Braga, A. A. C.; Maseras, F.; Echavarren, A. M. Proton abstraction mechanism for the palladium-catalyzed intramolecular arylation. *J. Am. Chem. Soc.* **2006**, *128*, 1066-1067.
- (265) García-Cuadrado, D.; de Mendoza, P.; Braga, A. A. C.; Maseras, F.; Echavarren, A. M. Proton-abstraction mechanism in the palladium-catalyzed intramolecular arylation: Substituent effects. *J. Am. Chem. Soc.* **2007**, *129*, 6880-6886.
- (266) Gorelsky, S. I. Origins of regioselectivity of the palladium-catalyzed (aromatic)C-H bond metalation-deprotonation. *Coord. Chem. Rev.* **2013**, *257*, 153-164.
- (267) Guihaumé, J.; Halbert, S.; Eisenstein, O.; Perutz, R. N. Hydrofluoroarylation of alkynes with Ni catalysts. C-H activation via ligand-to-ligand hydrogen transfer, an alternative to oxidative addition. *Organometallics* **2012**, *31*, 1300-1314.
- (268) Bair, J. S.; Schramm, Y.; Sergeev, A. G.; Clot, E.; Eisenstein, O.; Hartwig, J. F. Linear-selective hydroarylation of unactivated terminal and internal olefins with trifluoromethyl-substituted arenes. *J. Am. Chem. Soc.* **2014**, *136*, 13098-13101.

Table of Contents Graphic

