

ehp

**ENVIRONMENTAL
HEALTH
PERSPECTIVES**

ehponline.org

7-Year Neurodevelopmental Scores and Prenatal Exposure to Chlorpyrifos, a Common Agricultural Pesticide

**Virginia Rauh, Srikesk Arunajadai, Megan Horton,
Frederica Perera, Lori Hoepner, Dana B. Barr, Robin Whyatt**

**doi: 10.1289/ehp.1003160 (available at <http://dx.doi.org/>)
Online 21 April 2011**



NIEHS

National Institute of
Environmental Health Sciences

National Institutes of Health
U.S. Department of Health and Human Services

Title: 7-Year Neurodevelopmental Scores and Prenatal Exposure to Chlorpyrifos, a Common Agricultural Pesticide

Authors:

Virginia Rauh¹

Srikesh Arunajadai²

Megan Horton^{3,4}

Frederica Perera⁴

Lori Hoepner⁴

Dana B. Barr⁵

Robin Whyatt⁴

Affiliations:

¹Heilbrunn Center for Population and Family Health, Mailman School of Public Health, Columbia University, New York, New York

²Department of Biostatistics, Mailman School of Public Health, Columbia University, New York, New York

³Sergievsky Center, Columbia University, New York, New York

⁴Columbia Center for Children's Environmental Health, Mailman School of Public Health, Columbia University, New York, New York

⁵Emory University, Atlanta, Georgia

Corresponding author: Virginia A. Rauh, ScD, Heilbrunn Center for Population and Family Health, Mailman School of Public Health, 60 Haven Ave., B-2, New York, New York 10032

Email: var1@columbia.edu

Phone: 212-304-7438

Fax: 212-305-7024

Acknowledgements: This study was supported by the National Institute of Environmental Health Sciences (grants 5P01ES09600, P50ES015905, 5R01ES08977), US Environmental Protection Agency (grants R827027, 8260901, and RR00645), the Educational Foundation of America, the John & Wendy Neu Family Foundation, the New York Community Trust, and the Trustees of the Blanchette Hooker Rockefeller Fund. We are grateful to the families of northern Manhattan who have so generously contributed their time and effort to the study.

Statement of financial interest: The authors declare that they have no competing financial interests

Abbreviations:

CPF – chlorpyrifos

EPA – United States Environmental Protection Agency

ETS - environmental tobacco smoke

HOME – Home Observation for Measurement of the Environment

LASSO - Least Absolute Shrinkage and Selection Operator

LOD - limit of detection

ng/mL – nanograms per milliliter

PAH – polycyclic aromatic hydrocarbons

pg/g – picograms per gram

TONI-3 - Test of Non-Verbal Intelligence-Third Edition

Running title: Neurodevelopment and Chlorpyrifos

Key Words: pesticides, chlorpyrifos, neurodevelopment

ABSTRACT

BACKGROUND: In a longitudinal birth cohort study of inner-city mothers and children (Columbia Center for Children's Environmental Health), we have previously reported that prenatal exposure to chlorpyrifos (CPF) was associated with neurodevelopmental problems at child age 3 years.

OBJECTIVE: The goal of the study was to estimate the relationship between prenatal CPF exposure and neurodevelopment among cohort children at age 7 years.

METHODS: In a sample of 265 children, participants in a prospective study of air pollution, we measured prenatal CPF exposure using umbilical cord blood plasma (picograms/gram plasma), and 7-year neurodevelopment using the Wechsler Intelligence Scales for Children (WISC-IV). Linear regression models were used to estimate associations, with covariate selection based on two alternate approaches.

RESULTS: On average, for each standard deviation increase in exposure (4.61 pg/g), Full-Scale IQ declined by 1.4%, and Working Memory declined by 2.8%. Final covariates included maternal educational level, maternal IQ, and quality of the home environment. There were no significant interactions between CPF and any covariates, including the other chemical exposures measured during the prenatal period (environmental tobacco smoke and polycyclic aromatic hydrocarbons).

CONCLUSIONS: We report evidence of deficits in Working Memory Index and Full-Scale IQ as a function of prenatal CPF exposure at 7 years of age. These findings are important in light of continued widespread use of CPF in agricultural settings and possible longer-term educational implications of early cognitive deficits.

BACKGROUND

Each year, thousands of new chemicals are released in the United States, with very little documentation about potential long-term human health risks (Landrigan et al. 2002). First registered in 1965 for agricultural and pest control purposes, chlorpyrifos (0,0-diethyl-0-3,5,6-trichloro-2-pyridyl phosphorothioate) is a broad-spectrum, chlorinated organophosphate (OP) insecticide. Prior to regulatory action by the Environmental Protection Agency to phase out residential use beginning in 2000, chlorpyrifos (CPF) applications were particularly heavy in urban areas, where the exposed populations included pregnant women (Whyatt et al. 2002; Whyatt et al. 2003; Berkowitz et al. 2003). In a sample of pregnant women in New York City (Perera et al. 2002), detectable levels of CPF were found in 99.7% of personal air samples, 100% of indoor air samples, and 64%-70% of blood samples collected from umbilical cord plasma at delivery (Whyatt et al. 2002).

Early concerns about the possible neurotoxicity of OP insecticides for humans derived from rodent studies showing that prenatal and early postnatal exposures to CPF were associated with neurodevelopmental deficits, and these effects were seen at exposure levels well below the threshold for systemic toxicity caused by cholinesterase inhibition in the brain (e.g., Slotkin and Seidler 2005). Evidence has accumulated over the past decade showing that noncholinergic mechanisms may play a role in the neurotoxic effects of CPF exposure in rodents, involving disruption of neural cell development, neurotransmitter systems (Slotkin 2004; Aldridge et al. 2005), and synaptic formation in different brain regions (Qiao et al. 2003). Such developmental disruptions have been associated with later functional impairments in learning, short-term working memory, and long-term reference memory (Levin et al. 2002).

In humans, OPs have been detected in amniotic fluid (Bradman et al. 2003) and are

known to cross the placenta (Richardson 1995; Whyatt et al. 2005), posing a threat to the unborn child during a period of rapid brain development. Using urinary metabolites as the biomarker of exposure, several different birth cohort studies have reported that prenatal maternal nonspecific OP exposure was associated with abnormal neonatal reflexes (Engel et al. 2007; Young et al. 2005), mental deficits and pervasive development disorder at 2 years (Eskenazi et al. 2007), and attention problem behaviors and a composite ADHD indicator at 5 years of age (Marks et al. 2010).

Using a different biomarker of exposure (the parent compound of CPF in umbilical cord plasma), we have previously reported (in the same cohort as the present study) significant associations between prenatal exposure to CPF (greater than 6.17 pg/g) and reduced birth weight and birth length (Whyatt et al. 2005), increased risk of small size-for-gestational age (Rauh et al. 2007), 3.5 to 6-point adjusted mean decrements on the 3-year Bayley Scales of Infant Development, increased risk of mental and motor delay (<80 points) on the 3-year Bayley Scales of Infant Development (Rauh et al. 2006), and evidence of increased problems related to attention, attention deficit hyperactivity disorder, and pervasive developmental disorder as measured by the Child Behavior Checklist at 2-3 years (Rauh et al. 2006). Taken together, these prospective cohort studies show a consistent pattern of early cognitive and behavioral deficits related to prenatal OP exposure, across both agricultural and urban populations, using different biomarkers of prenatal exposure.

The present study was undertaken to identify the developmental consequences of prenatal exposure to CPF in a sample of New York City children at 7 years of age. Based on mechanisms proposed in the rodent literature, and early findings from prospective human studies involving non-specific OP exposures, we hypothesized that prenatal exposure to CPF would be associated

with neurodevelopmental deficits persisting into the early school years, when more refined neuropsychological tests are available to identify particular functional impairments.

MATERIALS AND METHODS

Participants and Recruitment. The subjects for this report are participants in an ongoing prospective cohort study (Columbia Center for Children's Environmental Health) of inner-city mothers and their newborn infants (Perera et al. 2002). The cohort study was initiated in 1997 to evaluate the effects of prenatal exposures to ambient pollutants on birth outcomes and neurocognitive development in a cohort of mothers and newborns from low-income communities in New York City. Non-smoking women (classified by self-report and validated by blood cotinine levels less than 15 ng/ml), aged 18-35, who self-identified as African American or Dominican, and who registered at New York Presbyterian Medical Center or Harlem Hospital prenatal clinics by the 20th week of pregnancy, were approached for consent. Eligible women were free of diabetes, hypertension and known HIV, documented drug abuse, and had resided in the area for at least one year. The study was approved by the Institutional Review Board of Columbia University. Informed consent was obtained from all participating mothers, and informed assent was obtained from all children as well, starting at the age of 7 years.

Of 725 consenting women, 535 were active participants in the ongoing cohort study at the time of this report, and 265 of their children had reached the age of 7 years with complete data on the following: (1) prenatal maternal interview data; (2) biomarkers of prenatal CPF exposure level from maternal and/or cord blood samples at delivery; (3) postnatal covariates; and (4) neurodevelopmental outcomes.

Maternal interview and assessment: A 45-minute questionnaire was administered to each

woman in her home by a trained bilingual interviewer during the third trimester of pregnancy, and annually thereafter. From the interviews and medical records, the following socio-demographic and biomedical variables, among others, were available: race/ethnicity, infant sex, income, maternal age, maternal completed years of education at child age 7 years, birth weight, gestational age, and self-reported maternal exposure to environmental tobacco smoke (ETS) during pregnancy.

We measured maternal nonverbal intelligence by the Test of Non-Verbal Intelligence-Third Edition (TONI-3) (Brown et al.1997), a 15-minute language-free measure of general intelligence, administered at child age 3 years. The quality of the care-taking environment was measured by the Home Observation for Measurement of the Environment (HOME) at child age 3 years (Caldwell and Bradley 1979) to assess physical and interactive home characteristics. The mother report version of the Child Behavior Checklist for ages 6-18 years, a well-validated measure of child behavior problems occurring in the past two months (Achenbach and Rescorla 2001), was administered at 7 years as part of the larger cohort study.

Biologic samples and pesticide exposure: A sample of umbilical cord blood (30-60 ml) was collected at delivery and a sample of maternal blood (30-35 ml) was collected within 2 days postpartum by hospital staff. Portions were sent to the Centers for Disease Control and Prevention for analysis of CPF in plasma, as well as lead and cotinine, described in detail elsewhere (Whyatt et al. 2003; Perera et al. 2002). Methods for the laboratory assay for CPF, including quality control, reproducibility, and limits of detection (LOD) have also been previously published (Barr et al. 2002). In cases where the umbilical cord blood sample was not collected (12% of subjects), mothers' values were substituted, using a formula previously derived from regression analyses (Whyatt et al. 2005). As previously reported, maternal and

umbilical cord blood CPF concentrations were similar (arithmetic means \pm SDs of 3.9 pg/g \pm 4.8 for maternal blood and 3.7 pg/g \pm 5.7 for cord blood) (Whyatt et al. 2005), and CPF levels in paired maternal and umbilical cord plasma samples were highly correlated ($r=0.76$; $p<0.001$, Spearman's rank), indicating that CPF was readily transferred from mother to fetus during pregnancy. Prenatal blood lead levels were available for a subset of children ($n=89$).

Environmental tobacco smoke exposure (ETS), measured by maternal self-report, was validated by cotinine levels in umbilical cord blood, as described in detail elsewhere (Rauh et al. 2004).

We measured polycyclic aromatic hydrocarbon (PAH) exposure by personal air monitoring during the 3rd trimester, using a previously described method, and excluding poor quality samples (Perera et al. 2003). As previously described (Perera et al. 2003), we computed a composite log-transformed PAH variable from the eight correlated PAH air concentration measures (r values ranging from 0.34-0.94; all p -values < 0.001 by Spearman's rank).

In the larger cohort study, over 40% of CPF exposure values for combined maternal and umbilical cord blood samples fall below the limit of detection. Using a method suggested by Richardson and Ciampi (2003), we made a distributional assumption for the exposure variable (log-normal CPF), computed the expected value of the exposure for all non-detects: $E[X|X<LOD]$, and assigned this value to all non-detects.

Measures of neurodevelopment: For the 7-year assessment, we selected the Wechsler Scales of Intelligence for Children (WISC-IV) because of its revised structure based on the latest research in neurocognitive models of information processing (Wechsler 2003). The WISC-IV is sensitive to low-dose neurotoxic exposures, as demonstrated by studies of lead toxicity in 6-7.5 year-old children (Chiodo et al. 2004; Jusko et al. 2008; Rothenberg and Rothenberg 2005). The instrument measures 4 areas of mental functioning that are associated with, but distinct from,

overall IQ, and is sensitive to cognitive deficits related to learning and working memory, which have been linked to CPF exposure in rodent studies (e.g., Levin et al. 2002). Each standardized scale has a mean of 100 and standard deviation of 15. The Verbal Comprehension Index is a measure of verbal concept formation, a good predictor of school readiness (Wechsler 2003; Hecht 2000); the Perceptual Reasoning Index measures non-verbal and fluid reasoning; the Working Memory Index assesses children's ability to memorize new information, hold it in short-term memory, concentrate, and manipulate information; the Processing Speed Index assesses ability to focus attention and quickly scan, discriminate, and sequentially order visual information; and the Full-scale IQ score combines the 4 composite indices. The General Ability Index score is a summary score of general intelligence, similar to Full-Scale IQ, but excludes contributions from both Working Memory Index and Processing Speed Index (Wechsler 2003). WISC-IV scores may be influenced by socioeconomic background and/or child behavior problems particularly those related to anxiety (Wechsler, 2003).

Data Analysis. We conducted all analyses using the statistical program R (R Development Core Team 2010). We treated CPF exposure level as a continuous variable (pg/g). We log (ln) transformed the WISC-IV Composite Index scores to stabilize the variance and to improve the linear model fit, based on regression diagnostics. Unadjusted correlation analyses were used to explore associations between CPF exposure and WISC-IV scores. We constructed smoothed cubic splines to explore the shape of the functional relationships between CPF exposure and each of the log-transformed WISC-IV indices. We compared the models in which CPF is entered as a single continuous outcome with those in which CPF is modeled using B-Splines, using the Davidson-MacKinnon J test for comparing non-nested models (Davidson and MacKinnon 1981).

Demographic, biomedical, and chemical exposure variables collected for the larger cohort study were available for possible inclusion in the present analysis. We used two different approaches for covariate selection and model fitting, for the purpose of determining the robustness of our results with respect to alternate methods. Covariates were initially selected based on prior literature and retained in the models if associated with either CPF exposure or the WISC-IV scales ($p < 0.10$ in univariate analyses). Multiple linear regression was used to test the effects of prenatal CPF exposure on each 7-year WISC-IV Index. We examined residuals for normality and homoscedasticity and detected no problems. In addition, we employed Least Absolute Shrinkage and Selection Operator (LASSO), a shrinkage with selection procedure that provides a more parsimonious approach to covariate selection and model fitting (Houwelingen 2001; Tibshirani, 1996). This method minimizes the usual sum of squared errors, with a bound on the sum of the absolute values of the coefficients, thereby shrinking very unstable estimates toward zero, excluding redundant/irrelevant covariates, and avoiding overfitting (Zhao and Yu 2006). We used Sobel's indirect test to assess the influence of child behaviors on the estimates of CPF effect (Sobel 1982; MacKinnon et al. 2002). We used Sobel's indirect test to assess mediation (Sobel 1982; MacKinnon et al. 2002). Interaction terms including CPF and each additional covariate were tested in the models. Effect estimates, 95% CIs, and p-values were calculated for all analytic procedures. Results were considered significant at $p < 0.05$.

RESULTS

The retention rate for the full cohort was 82% at the 7-year follow-up, with no significant socio-demographic differences between subjects retained in the study and those lost to follow-up (not shown). Table 1 describes the characteristics of the study sample with complete data on all variables (N=265). Study families were predominantly low-income, with 31% of mothers failing

to complete high school by child age 7 years, and 66% never married. The sample was largely full-term (only 4% of the sample was <37 weeks gestational age at delivery) and there were very few low birthweight infants because (1) high-risk pregnancies were excluded from the study cohort, and (2) the timing of air monitoring in the 3rd trimester of pregnancy eliminated early deliveries.

CPF exposure levels ranged from non-detectable to 63 pg/g. Exposure levels in participants with non-detectable CPF (N = 115, 43%) were imputed according to assay-specific LOD values, with 93 subjects having LOD equal to 0.5 pg/g and 22 subjects having LOD equal to 1 pg/g.

Correlation analyses for exposures and cognitive outcomes. Unadjusted correlations between prenatal CPF exposure and log-transformed WISC-IV Composite Indices (Verbal Comprehension, Working Memory, Processing Speed, and Perceptual Reasoning), and Full-Scale IQ showed significant inverse associations between CPF exposure and (1) Working Memory ($r=-0.21$, $p<0.0001$); and (2) Full-scale IQ ($r=-0.13$, $p=0.02$). There was a weak inverse correlation between CPF and Perceptual Reasoning ($r=-0.09$, $p=0.09$), while associations of CPF with Verbal Comprehension ($r=-0.04$) and Processing Speed ($r=-0.01$) had p-values >0.05 .

Umbilical cord lead was not significantly correlated with CPF level ($r=-.08$, $p=0.49$) or WISC-IV scores (all p-values >0.05) among the 89 children with lead data available. Lead was not significantly correlated with CPF level ($r -0.08$, $p 0.49$, as previously reported in Rauh et al. 2006) or with 7-year WISC-IV scores (all $p >0.05$) among the 89 children with available data. To avoid excluding observations without lead data, lead was not included as a covariate in regression models. ETS and (to a lesser extent) PAH were correlated with CPF (Spearman

coefficients 0.113, $p=0.01$) and 0.07, $p=0.09$, respectively), but were not significantly correlated (using the Mann-Whitney Test for the dichotomous ETS variable) with any WISC index (coefficients ranged from -0.02 to 0.03, and p -values ranged from 0.39 to 0.87). Birthweight was not significantly associated with any of the WISC-IV Indexes (all p -values >0.05), and not included in the final models.

Spline regression analysis. Examination of the smoothed cubic spline regression curves, superimposed over scatter-plots, indicates subtle differences in shape of the functions (Figure 1). The log-transformed Working Memory Index and Full-Scale IQ appear to be approximately linear, while the other functions show some curvature across exposure levels, with sparse observations at the highest exposures. Using the Davidson-MacKinnon test for comparison of non-nested models (Davidson and MacKinnon 1981), we compared models in which CPF was entered as a single continuous outcome with those in which CPF was modeled using B-Splines. We failed to reject the null hypothesis that the model with CPF as a continuous measure is adequate against the alternative that the model with CPF modeled using splines provided a better fit for each WISC-IV Index (p -values: Verbal Comprehension Index=0.07, Perceptual Reasoning Index=.08, Processing Speed Index=0.59, Working Memory Index=0.40, and Full-Scale IQ=0.08).

Estimation of linear models. Table 2 shows the estimated coefficients, 95% CIs and p -values for the exposure variable and covariates for the best-fitting linear regression models predicting each WISC-IV outcome. The table also includes the results of linear model selection using the LASSO technique, which eliminates covariates with unstable estimates and results in more parsimonious models. Because the LASSO method uses bootstrapping to obtain standard errors, the coefficient of any covariate may be shrunk to zero if that covariate is an unstable

predictor, i.e., if its significance depends on the particular subset of data used in the model. The two approaches yielded very similar estimates of CPF effect. Differences in estimates for the covariates in the two methods suggest that the contribution of some covariates to WISC-IV scores may be less stable. Results for both approaches show that, on average, a 1 pg/g increase in CPF is associated with a decrease of -0.006 points in the log-transformed Working Memory score and a decrease of -0.003 points in the log-transformed Full-Scale IQ score. Because of the log transformation, estimated associations between CPF and actual Working Memory and Full-Scale IQ scores vary across the continuum of scores, such that the estimated deficit in the Working Memory score with a 1 pg/g increase in CPF ranges between 0.35 and 0.81 points, and the estimated decrease in Full-Scale IQ is between 0.20 and 0.40 points. The magnitude of these effects is more easily understood by calculating the neurodevelopmental deficit associated with an increase in CPF exposure equal to 1 standard deviation (4.61pg/g). On average, for each standard deviation increase in exposure, Full-Scale IQ declines by 1.4%, and Working Memory declines by 2.8%. There were no significant interactions between CPF and any of the potential or final covariates, including the other chemical exposures measured during the prenatal period (ETS and PAH). Full model results for the linear regressions are provided in Supplemental Materials Table 1 for the reader who is interested in the estimates of association between the covariates and outcomes for all of the WISC-IV Index scales.

Sensitivity analysis of additional influences on Working Memory Index. To determine whether the observed CPF effect on the Working Memory Index was partially explained by its effect on general intelligence, we added the log-transformed General Ability Index, a general intelligence scale that does not include the Working Memory Index or Processing Speed Index, to the linear regression model. Although the estimate of the General Ability Index effect on

Working Memory Index was significant (coefficient= 0.57; CIs 0.44,0.70; $p<0.001$), the estimate of the CPF effect remained unchanged (-0.006), and there was no evidence of interaction between CPF and General Ability Index ($p>0.05$), suggesting that the Working Memory effect is targeted and does not depend upon level of general intelligence.

Because child performance on the Working Memory Index can be influenced by child behavior problems (Wechsler, 2003), we conducted a supplementary analysis to rule out the possibility that the observed associations between CPF and the Working Memory Index might be affected by behavior problems, as measured by the clinically-oriented diagnostic and statistical manual scales on the Child Behavior Checklist. There was no evidence of indirect “mediation” using Sobel’s Test, with p-values ranging from .31 to .99 (Sobel 1982; MacKinnon et al. 2002). Full model results are provided in Supplemental Materials Table 2 for the reader who is interested in the estimates of association between child behavior problems and Working Memory Index.

Sensitivity analysis of the influence of LOD imputation. After obtaining all results, we re-computing all estimates of association between CPF and WISC-IV scores among subjects with detectable CPF levels only. Analysis with detects alone is known to give unbiased estimates of the parameters of interest (Little 1992). In the present sample, there were no consistent differences in estimates when imputed CPF data were excluded (data not shown).

DISCUSSION

Results of this study showed that higher prenatal CPF exposure, as measured in umbilical cord blood plasma, was associated with decreases in cognitive functioning on two different WISC-IV indices, in a sample of urban minority children at 7 years of age. Specifically, for each

standard deviation increase in exposure (4.61 pg/g), Full-Scale IQ declined, on average, by 1.4% (0.94 to 1.8 points) and Working Memory Index scores declined by 2.8% (1.6 to 3.7 points). The dose-effect relationships between CPF exposure and log-transformed Working Memory Index and Full-Scale IQ scores are linear across the range of exposures in the study population, with no evidence for a threshold. Of the WISC-IV indices used as endpoints, the Working Memory Index was the most strongly associated with CPF exposure in this population.

Although no other epidemiologic studies have evaluated the neurotoxicity of prenatal CPF exposure on cognitive development at the time of school entry, using the present biomarker of exposure, several prior studies have reported evidence of early cognitive and behavioral effects associated with a urinary biomarker of nonspecific OP exposure (Young et al. 2005; Engel et al. 2007; Eskenazi et al. 2007). Outcomes associated with exposure in these studies, as well as in our own earlier work (Rauh et al. 2006), have included attentional problems (e.g., Marks et al. 2010). These prior findings are consistent with the present 7-year results, since working memory skills involve attentional processes. More importantly, problems in working memory may interfere with reading comprehension, learning and academic achievement, while general intelligence remains in the normal range (Blair 2006). Working memory is less likely than full-scale IQ to be affected by socioeconomic or cultural conditions (Wechsler, 2003), providing a useful, more targeted measure of possible neurotoxic effects on brain function.

There are several different theories or models to explain how Working Memory operates in the human brain, but most agree that it involves a system of limited attention capacity, supplemented by more peripherally-based storage systems (Miyake and Shah 1999). Some theories emphasize the role of attentional control in Working Memory (e.g., Cowan 1999), while others stress a multi-component model, including a control system of limited attentional capacity

(the central executive control system), assisted by phonological and visuospatial storage systems (see review by Baddeley 2003). To date, most studies of the anatomical localization of working memory problems are based on clinical populations (individuals with specific brain lesions) (Vallar and Pagano 2002) and some neuroimaging studies in small numbers of normal subjects (Smith and Joinides 1997). More refined neuropsychological tests and neuroimaging studies are needed to determine whether CPF-related working memory deficits are primarily auditory (part of a phonological loop with implications for language acquisition) or primarily related to visuospatial short-term memory (reflecting non-verbal intelligence tasks).

Few human studies have focused on possible mechanisms underlying neurodevelopmental deficits associated with OP exposure, but there is evidence that certain genetic polymorphisms can affect CPF metabolism (e.g., Berkowitz et al. 2004). Such findings suggest that some populations may be more vulnerable and may exhibit adverse neurodevelopmental effects at much lower exposures than other populations (Berkowitz, 2004). Again, neuroimaging studies would be useful to determine if population differences in vulnerability to CPF are also reflected in population differences in brain abnormalities associated with exposure.

Although behavioral alterations observed in rodents may be imperfect analogues for humans, they have guided human studies by identifying specific deficits in locomotor activity, learning, and memory (e.g., Aldridge et al. 2005). In light of experimental evidence suggesting that CPF effects in rodents may be irreversible (Slotkin 2005), it will be important to determine how any neurocognitive deficits associated with prenatal CPF exposure might respond to treatment or early intervention. Here, we may benefit from studies of lead-exposed children that

have demonstrated evidence of reversals in learning deficits as a result of environmental enrichment (Guilarte et al. 2003).

Some limitations of this study should be noted. Our sample consists of low-income, urban, minority children who may experience other unmeasured exposures or underlying health problems that could potentially confound or modify associations with pesticide exposure. Furthermore, in the absence of firm mechanistic evidence linking brain anomalies to more refined neuropsychological testing, the observed functional deficits at 7 years of age should be interpreted with caution. We cannot directly compare our findings with the results from the other epidemiologic studies that have relied on urinary OP concentrations as the biomarker of exposure.

In June of 2000, the U.S. Environmental Protection Agency (EPA) announced a phase-out of the sale of CPF for indoor residential use, with a complete ban effective 12/31/01 (US EPA 2000; US EPA 2002). Following the ban, levels of CPF in personal and indoor air samples in our own cohort decreased by more than 65%, while plasma blood levels have dropped by more than 80% (Whyatt et al. 2005), despite some lingering residential residues (Whyatt et al. 2007). From other parts of the country, there is evidence of continued low-dose exposures from food residues in children (Lu et al. 2006). Since agricultural use of CPF is still permitted in the U.S., it is important that we continue to monitor the levels of exposure in potentially vulnerable populations, including pregnant women in agricultural communities, and evaluate the long-term neurodevelopmental implications of exposure to CPF and other OP insecticides.

References

- Achenbach TM and Rescorla LA. 2001. Manual for the ASEBA School-Age Forms & Profiles. Burlington VT: University of Vermont, Research Center for Children, Youth & Families.
- Aldridge JE, Meyer A, Seidler FJ, Slotkin TA. 2005. Alterations in central nervous system serotonergic and dopaminergic synaptic activity in adulthood after prenatal or neonatal chlorpyrifos exposure. *Environ Health Perspect*, 113, 1027-1031.
- Baddeley A. 2003. Working memory: Looking back and forward. *Nature Rev Neuroscience*. 4(10): 829-839.
- Barr DB, Barr JR, Maggio VL, Whitehead RD, Jr., Sadowski MA, Whyatt RM et al. 2002. A multi-analyte method for the quantification of contemporary pesticides in human serum and plasma using high resolution mass spectrometry, *J Chromatog. B. Anal Technol Biomed Life Sciences*, 778, 99-111.
- Berkowitz GS, Obel J, Deych E, Lapinski R, Godbold J, Liu Z, et al. 2003. Exposure to indoor pesticides during pregnancy in a multiethnic, urban cohort. *Environ Health Perspect*, 111, 79-84.
- Berkowitz GC, Wetmur JG, Birman-Deych E, Obel J, Lapinski RH, Godbold JH, et al. 2004. In utero pesticide exposure, maternal paraoxinase activity, and head circumference. *Environ Health Perspect*. 112:388-391.
- Blair C. 2006. How similar are fluid cognition and general intelligence? A developmental neuroscience perspective on fluid cognition as an aspect of human cognitive ability. *Beh Brain Science*, 29:109-125.
- Bradman A, Barr DB, Claus Henn BG, Drumheller T, Curry C, Eskenazi B. 2003. Measurement of pesticides and other toxicants in amniotic fluid as a potential biomarker of prenatal exposure: a validation study. *Environ Health Perspect*. 113:1802-1807.

- Brown L, Sherbenou RJ, Johnson SK. 1997. Test of non-verbal intelligence: a language-free measure of cognitive ability. 3rd edition ed. Austin, Texas: PRO-ED, Inc.
- Caldwell BM and Bradley RH. 1979. Home observation for measurement of the environment. Little Rock: University of Arkansas Press.
- Chiodo LM, Jacobson SW, Jacobson JL. 2004. Neurodevelopmental effects of postnatal lead exposure at very low levels. *Neurotoxicol and Teratol*, 26:359-371.
- Cowan N. In *Models of Working Memory: Mechanisms of Active Maintenance and Executive Control* (eds Miyake A and Shah P) 62-101, Cambridge University press, New York, 1999.
- Davidson R and MacKinnon J. 1981. Several Tests for Model Specification in the Presence of Alternative Hypotheses. *Econometrica*, 49:781-793.
- Engel SM, Berkowitz GS, Barr DB, Teitelbaum SL, Siskind J, Meisel SL, et al. 2007. Prenatal organophosphate metabolite and organochlorine levels and performance on the Brazelton Neonatal Behavioral Assessment Scale in a multiethnic pregnancy cohort. *Am J Epidemiol*, 165,1397-1404.
- Eskenazi B and Castorina R. 1999. Association of prenatal maternal or postnatal child environmental tobacco smoke exposure and neurodevelopmental and behavioral problems in children. *Environ Health Perspect*, 107, 991-1000.
- Eskenazi B, Marks AR, Bradman A, Harley K, Barr DB, Johnson C, et al. 2007. Organophosphate pesticide exposure and neurodevelopment in young Mexican-American children, *Environ Health Perspect*, 115, 792-798.
- Grandjean P, Harari R, Barr DB, Debes F. 2006. Pesticide Exposure and Stunting as Independent

- Predictors of Neurobehavioral Deficits in Ecuadorian School Children. *Pediatrics*, 117, e546 - e556.
- Guilarte TR, Toscano CD, McGlothan JL, Weaver SA. 2003. Environmental enrichment reverses cognitive and molecular deficits induced by developmental lead exposure. *Ann Neurol*. 53:50-56.
- Hecht SA, Burgess SR, Torgesen RK, Wagner RK, Rashotte CA. 2000. Explaining social class differences in growth of reading skills from beginning kindergarten through fourth-grade: The role of phonological awareness, rate of access and print knowledge. *Read Writ: Interdisciplin J*. 12:99-127.
- Helsel D. 2009. Much ado about next to nothing: Incorporating nondetects in science. *An Occupat Hyg*. 1-6.
- Houwelingen JCV. 2001. Shrinkage and penalized likelihood as methods to improve predictive accuracy. *Stat Neerlandica*. 55(1):17-34.
- Jusko TA, Henderson CR, Lanphear BP, Cory-Slechta DA, Parsons PJ, Canfield RL. 2008. Blood lead concentrations < 10 µg/dL and child intelligence at 6 years of age. *Environ Health Perspect*, 116 (2):243-248.
- Landrigan PJ, Schechter CB, Lipton JM, Fahs MC, Schwartz J. 2002. Environmental pollutants and disease in American children: estimates of morbidity, mortality, and costs for lead poisoning, asthma, cancer, and developmental disabilities. *Environ Health Perspect*, 110, 721-28.
- Levin ED, Addy N, Baruah A, Elias A, Cannelle CN, Seidler FJ, et al. 2002. Prenatal chlorpyrifos exposure in rats causes persistent behavioral alternations. *Neurotox and Teratol* 24:733-741.

- Little RJA. 1992. Regression with missing X's: a review. *J Amer Stat Assoc.* 87:1227–1237.
- Lu C, Toepel K, Irish R, Fenske RA, Barr DB, Bravo R. 2006. Organic diets significantly lower children's dietary exposure to organophosphate pesticides. *Environ Health Perspect*, 114, 260-263.
- Lubin JH, Colt JS, Camann D, et al. 2004. Epidemiologic evaluation of measurement data in the presence of detection limits. *Environ Health Perspect.* 112:1691.
- MacKinnon DP, Lockwood CM, Hoffman JM, West SG, Sheets V. 2002. A comparison of methods to test mediation and other intervening variable effects. *Psychological Methods*; 7:83-104.
- Marks AR, Harley K, Bradman A, Kogut K, Barr DB, Johnson C et al. 2010. Organophosphate Pesticide Exposure and Attention in Young Mexican-American Children: The CHAMACOS Study. *Environ Health Perspect* 118:1768-1774.
- Miyake A and Shah P. *Models of Working Memory: Mechanisms of Active Maintenance and Executive Control* (eds Miyake A and Shah P) 28-61, Cambridge University press, New York, 1999.
- Nie L, Chu H, Liu C, Cole SR, Vexler A, Schisterman E F. 2010. Linear Regression With an Independent Variable Subject to a Detection Limit. *Epidemiol.* 21:S17–S24.
- Peduzzi P, Concato J, Kemper E, Holford TR, Feinstein AR. 1996. A simulation study of the number of events per variable in logistic regression analysis. *J Clin Epidemiol*, 49 (12):1373-1379.
- Perera FP, Illman SM, Kinney PL, Whyatt RM, Kelvin EA, Shepard P, et al. 2002. The challenge of preventing environmentally related disease in young children: community-based research in New York City. *Environ Health Perspect*, 110,197-204.

- Perera FP, Rauh V, Tsai WY, Kinney P, Camann D, Barr D, et al. 2003. Effects of transplacental exposure to environmental pollutants on birth outcomes in a multi-ethnic population. *Environ Health Perspect.* 111(2):201-5.
- Qiao D, Seidler FJ, Tate CA, Cousins MM, Slotkin TA. 2003. Fetal chlorpyrifos exposure: Adverse effects on brain cell development and cholinergic biomarkers emerge postnatally and continue into adolescence and adulthood. *Environ Health Perspect.* 111, 536-544.
- R Development Core Team. *R: A Language and Environment for Statistical Computing.* R Foundation for Statistical Computing, Vienna, Austria. 2009. ISBN 3-900051-07-0.
- Rauh VA, Garfinkel R, Perera FP, Andrews H, Barr D, Whitehead D, et al. 2006. Impact of prenatal chlorpyrifos exposure on neurodevelopment in the first three years of life among inner-city children. *Pediatrics*, 118, e1845-e1859.
- Rauh VA, Whyatt R, Perera F. 2007. Chlorpyrifos Exposure, Fetal Growth Restriction, and Postnatal Catch-up Growth in Children. 11th International Congress of Toxicology, Montreal, Canada.
- Richardson R J. 1995. Assessment of the neurotoxic potential of chlorpyrifos relative to other organophosphorus compounds: a critical review of the literature. *J Toxicol Environ Health* 44:135–165.
- Richardson DB and Ciampi A. 2003. Effects of exposure measurement error when an exposure variable is constrained by a lower limit. *Am J Epidemiol.* 57(4):355-63.
- Rothenberg SJ and Rothenberg JC. 2005. Testing the dose-response specification in epidemiology: Public health and policy consequences for lead. *Environ Health Perspect.* 113(9):1190-1195.
- Shonkoff JP and Levitt P. 2010. Neuroscience and the future of early childhood policy: moving

from why to what and how. *Neuron*. 67:689-692.

Slotkin TA. 2004. Cholinergic systems in brain development and disruption by neurotoxicants: nicotine, environmental tobacco smoke, organophosphates. *Toxicol Appl Pharmacol*, 198, 132-151.

Slotkin TA. 2005. Developmental neurotoxicity of organophosphates: A case study of chlorpyrifos. In: Gupta RC (ed.), *Toxicity of organophosphates and carbamate pesticides*. San Diego: Elsevier Academic Press. pp 293-314.,

Slotkin TA and Seidler FJ. 2005. The alterations in CNS serotonergic mechanisms caused by neonatal chlorpyrifos exposure are permanent. *Develop Brain Res*. 158, 115-9.

Smith EE and Jonides J. 1997. Working memory: a view from neuroimaging. *Cogn Psychol*. 33:5-42.

Sobel ME. 1982. Asymptotic confidence intervals for indirect effects in structural equation models. In S. Leinhardt (Ed.), *Sociological Methodology*. Washington, DC: American Sociological Association. pp 290-312.

Tibshirani R. 1996. Regression shrinkage and selection via the lasso. *J. Royal. Statist. Soc B.*, 58 (1):267-288).

U.S. Environmental Protection Agency. 2000. Chlorpyrifos revised risk assessment and agreement with registrants. Washington, D.C.: U.S. Environmental Protection Agency.

U.S. Environmental Protection Agency. 2002. Chlorpyrifos End-Use Products Cancellation Order. Washington, D.C.: U.S. Environmental Protection Agency.

United States Department of Agriculture. 2005. National Agricultural Statistics Service. Agricultural Chemical Usage. Washington, D.C.

- Vallar G, Pagano C. 2002. In Handbook of memory Disorders (eds: Baddeley AD, Kopelman MD, Wilson BA. Wiley: Chichester. Pp 249-270.
- Vittinghoff E and McCulloch CE. 2007. Relaxing the rule of ten events per variable in logistic and Cox regression. *Am J Epidemiol.* 165(6):710-8.
- Wechsler D. Wechsler Intelligence Scale for Children. 4rd Edition. San Antonio, Texas: Psychological Corporation. 2003.
- Whyatt RM, Barr DB, Camann DE, Kinney PL, Barr JR, Andrews HF, et al. 2003. Contemporary-use pesticides in personal air samples during pregnancy and blood samples at delivery among urban minority mothers and newborns. *Environ Health Perspect*, 111, 749-56.
- Whyatt RM, Camann D, Perera FP, Rauh VA, Tang D, Kinney PL, et al. 2005. Biomarkers in assessing residential insecticide exposures during pregnancy and effects on fetal growth, *Toxicol Appl Pharmacol*, 206, 246-254.
- Whyatt RM, Camann DE, Kinney PL, Reyes A, Ramirez J, Dietrich J, et al. 2002. Residential pesticide use during pregnancy among a cohort of urban minority women, *Environ Health Perspect*, 110, 507–514.
- Whyatt RM, Garfinkel R, Hoepner LA, Holmes D, Borjas M, Perera FP, et al., 2007. Within and between home variability in indoor-air insecticide levels during pregnancy among an inner-city cohort from New York City, *Environ Health Perspect*, 115, 383-390.
- Whyatt RM, Rauh VA, Barr DB, Camann DE, Andrews HF, Garfinkel R, et al. 2004. Prenatal insecticide exposure and birth weight and length among an urban minority cohort. *Environ Health Perspect*, 112, 1125-1132.

Young JG, Eskenazi B, Gladstone EA, Bradman A, Pedersen L, Johnson C, et al. 2005. Association between in utero organophosphate exposure and abnormal reflexes in neonates. *Neurotoxicology*, 26, 199-209.

Zhao P, Yu B. 2006. On model selection consistency of Lasso. *J Machine Learn Res.* 7:2541-2563.

Table 1. Demographic characteristics of the sample at 7-year follow-up (n=265)

CHARACTERISTIC	N (%) or mean \pm SD	Range
Home Quality ^a	40.23 \pm 4.81	23-52
Income		
< \$20,000	138(52)	
\geq \$20,000	127(48)	
Maternal education ^b		
Years	12.22 \pm 2.58	1-20
< high school degree	82(31)	
high school degree	183(69)	
Maternal IQ ^c	85.97 \pm 13.46	60-135
Maternal Race/Ethnicity ^d		
Dominican	146(55)	
African American	119(45)	
Marital Status		
Never married	175(66)	
Ever married	90(34)	
Child Sex		
Male	117(44)	
Female	148(56)	
Gestational Age (weeks)	39.3 \pm 1.5	30-43
Birth Weight	3389.8 \pm 493.5	1295-5110
Child age at testing (months)	85.97 \pm 2.65	74.90-101.5
Prenatal Chemical Exposures:		
Environmental tobacco smoke ^e		
Exposed	93(35)	
Not exposed	172(65)	
Cotinine (ng/ml) ^f	0.25 \pm 0.92	0.01-8.78
Lead (μ g/dl) ^g	1.09 \pm .88	0.15-7.45
Chlorpyrifos (pg/g) ^h	3.17 \pm 4.61	0.09-32
Polycyclic aromatic hydrocarbons (ng/m ³) ⁱ	3.37 \pm 3.51	0.50-36.5

Data are presented as n(%) or mean \pm SD.

^a Home Observation for Measurement of the Environment (HOME).

^b Completed years of education at child age 7 years.

^c TONI-3 (Test of Non-verbal Intelligence).

^d Self-reported race/ethnicity: African American=1; Dominican=0.

^e Self-reported ever exposed to secondhand smoke in pregnancy (yes=1; no=2).

^{f-h} Measured in cord blood

ⁱ Measured by personal air sampling

Table 2. Estimated associations between CPF (pg/g) and log-transformed Full-Scale IQ and each of 4 Composite Index scores of the Wechsler Intelligence Scales for Children (WISC-IV) from LASSO^a and fully-adjusted^b linear regression models (N=265)

WISC-IV Scale ^c	Coefficient (B) ^c	95% CIs	P-value
Full-Scale IQ			
LASSO	-0.003	-0.006, 0.001	0.064
Fully-adjusted	-0.003	-0.006, 0.001	0.048
Working Memory Index			
LASSO	-0.006	-0.009, -0.002	<0.001
Fully-adjusted	-0.006	-0.010, -0.002	0.003
Verbal Comprehension Index			
LASSO	NA ^d	NA	NA
Fully-adjusted	-0.002	-0.005, 0.001	0.208
Perceptual Reasoning Index			
LASSO	NA	NA	NA
Fully-adjusted	-0.002	-0.006, 0.002	0.290
Processing Speed Index			
LASSO	NA	NA	NA
Fully-adjusted	0.001	-0.004, 0.005	0.728

^aLASSO models adjusted for maternal education, maternal IQ, and HOME Inventory

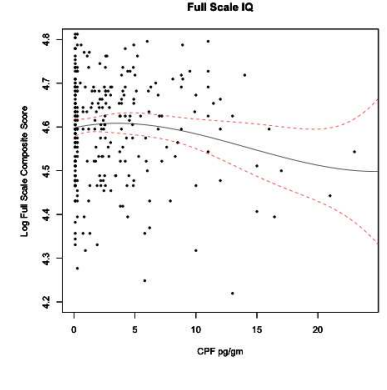
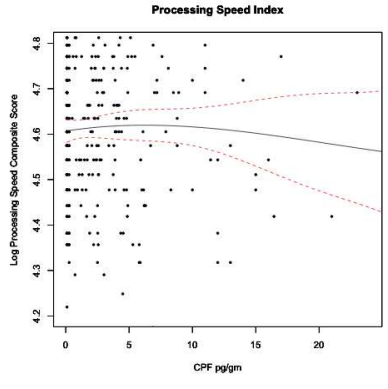
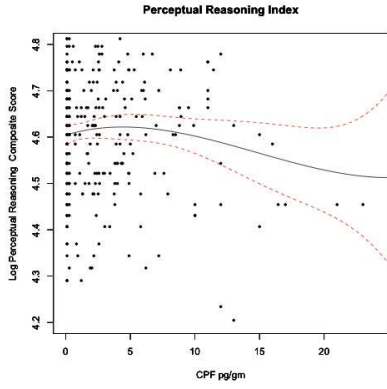
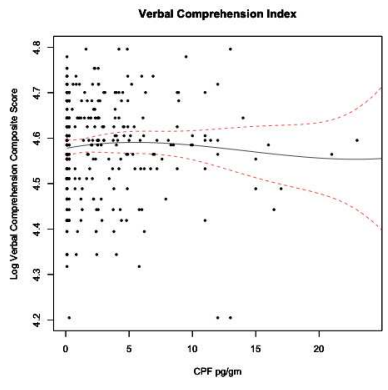
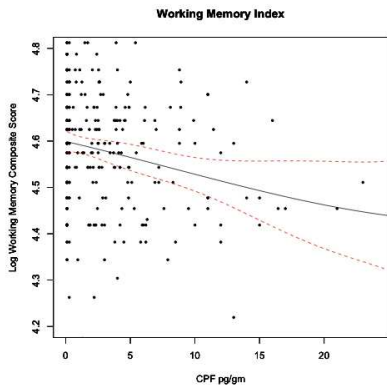
^bFully-adjusted models adjusted for child sex, race/ethnicity, maternal IQ, maternal education income, child age at testing (months), ETS and PAH.

^cAll scales were Ln (log)transformed

^dCPF was not retained in the final LASSO model

Figure Legend

Figure 1. Smoothed cubic splines, superimposed over scatter-plots, examining the shape of the associations between CPF exposure and each of the log-transformed WISC Composite Indices



190x243mm (150 x 150 DPI)