



Published in final edited form as:

*Am J Psychiatry*. 2011 February ; 168(2): 129–142. doi:10.1176/appi.ajp.2010.10050766.

## Severe Mood Dysregulation, Irritability, and the Diagnostic Boundaries of Bipolar Disorder in Youths

Ellen Leibenluft, M.D.

Section on Bipolar Spectrum Disorders, Emotion and Development Branch, NIMH

### Abstract

In recent years, increasing numbers of children have been diagnosed with bipolar disorder. In some cases, children with unstable mood clearly meet current diagnostic criteria for bipolar disorder, and in others, the diagnosis is unclear. Severe mood dysregulation is a syndrome defined to capture the symptomatology of children whose diagnostic status with respect to bipolar disorder is uncertain, that is, those who have severe, nonepisodic irritability and the hyperarousal symptoms characteristic of mania but who lack the well-demarcated periods of elevated or irritable mood characteristic of bipolar disorder. Levels of impairment are comparable between youths with bipolar disorder and those with severe mood dysregulation. An emerging literature compares children with severe mood dysregulation and those with bipolar disorder in longitudinal course, family history, and pathophysiology. Longitudinal data in both clinical and community samples indicate that nonepisodic irritability in youths is common and is associated with an elevated risk for anxiety and unipolar depressive disorders, but not bipolar disorder, in adulthood. Data also suggest that youths with severe mood dysregulation have lower familial rates of bipolar disorder than do those with bipolar disorder. While youths in both patient groups have deficits in face emotion labeling and experience more frustration than do normally developing children, the brain mechanisms mediating these pathophysiologic abnormalities appear to differ between the two patient groups. No specific treatment for severe mood dysregulation currently exists, but verification of its identity as a syndrome distinct from bipolar disorder by further research should include treatment trials.

---

The past decade has seen a dramatic increase in focus on pediatric bipolar disorder as the number of children receiving the diagnosis has escalated (1–3). Discussion has centered on the diagnostic boundaries of bipolar disorder in children as compared with adults. Among the many questions that have arisen is whether nonepisodic severe irritability is a developmental presentation of mania. To evaluate this possibility, we can use longitudinal designs to test whether youths with this phenotype grow up to display classic episodic bipolar disorder. In addition, using cross-sectional designs, we can recruit children who already display the classic bipolar disorder phenotype and compare them with children who have the proposed alternative phenotype using validators such as parental history and pathophysiologic measures.

Both of these strategies are used in the research described in this review. One component of the review focuses on studies that contrast children from three groups: those with severe nonepisodic irritability, those with classic presentations of bipolar disorder, and those with no mental illness. A second component focuses on the clinical outcomes of nonepisodic irritability. To identify English-language publications on these two topics, comprehensive

---

Address correspondence to Dr. Leibenluft, Section on Bipolar Spectrum Disorders, NIMH, Bldg. 15K, MSC-2670, Bethesda, MD 20892-2670; leibs@mail.nih.gov.

Dr. Leibenluft reports no financial relationships with commercial interests.

literature searches were conducted that included all articles on pediatric bipolar disorder or irritability published in major psychiatric journals over the past 20 years. The reference lists of these articles were reviewed to identify other papers on these two topics. Because the publications comparing youths with severe nonepisodic irritability with those with classic presentations of bipolar disorder emerged from the National Institute of Mental Health (NIMH), the source of the present article, this review necessarily focuses on these publications. Nevertheless, relevant papers from other sources also are carefully considered.

Although published data suggest that children with severe nonepisodic irritability do not suffer from bipolar disorder, at least as it is classically defined, some research groups maintain that it is nonetheless reasonable to apply a bipolar diagnosis to children with such a clinical presentation (4–7). One important argument for this position is that children with severe nonepisodic irritability manifest severe mood symptoms and are as severely impaired as those with classic bipolar disorder, but without a diagnosis of bipolar disorder their access to the mental health services they need might be limited. I will argue, however, that because data suggest that children with severe non-episodic irritability do not suffer from bipolar disorder, rather than broadening the definition of bipolar disorder to include them, the issue of access to appropriate treatment may be better addressed through efforts to emphasize the seriousness of chronic irritability as a presenting symptom in children and to support research designed to delineate its pathophysiology and treatment.

Thus, while there is disagreement on whether the bipolar diagnosis should be applied to youths with severe nonepisodic irritability, there is widespread agreement that such irritability and classic bipolar disorder are both common clinical presentations in children and merit significant investment in treatment and research. In DSMIV, a diagnosis of bipolar disorder in children, as in adults, requires the presence of a well-demarcated period of elevated or irritable mood along with associated symptoms. Research to test whether nonepisodic irritability is a developmental presentation of bipolar disorder began with the description of a syndrome called “severe mood dysregulation.” Longitudinal, family-based, and pathophysiologic studies then followed. This work demonstrates important differences between severe mood dysregulation and bipolar disorder, which in turn carry implications for therapeutics and nosology.

## Diagnosing Bipolar Disorder in Youths: The Controversy

Data from both inpatient and outpatient settings indicate a recent and marked increase in the rate at which youths have received the diagnosis of bipolar disorder in the United States. Between 1994 and 2003, the percentage of visits for a mental disorder assigned the diagnosis of bipolar disorder increased from 0.42% to 6.67% in youths (2). Similarly, between 1996 and 2004, the rate of children with a hospital discharge diagnosis of bipolar disorder increased from 1.3 to 7.3 per 10,000, and discharges of adolescents with bipolar disorder increased 400% (1).

Such trends could result from a true prevalence increase, better case identification, or new conceptualizations of pediatric bipolar disorder. The recent child psychiatry literature contains considerable discussion on the appropriate techniques and criteria for diagnosing bipolar disorder in youths (4, 7–14). One particularly pressing question concerns whether youths with severe irritability but without distinct manic episodes exhibit a developmental presentation of mania.

Since well before the DSM era, bipolar disorder has been conceptualized as an illness characterized by discrete episodes of depression and hypomania or mania, with an episode consisting of 1) a distinct change in mood from baseline (i.e., elevated, expansive, or irritable mood in hypomania or mania and dysphoria or anhedonia [or, in children only,

irritability] in depression) and 2) accompanying behavioral, physical, and cognitive symptoms (e.g., changes in sleep, appetite, activity, and so on). The accompanying symptoms are considered components of a mood episode only if they begin at approximately the same time as the mood disturbance or if they predate the mood disturbance but worsen concurrently with it. (For a detailed discussion of the clinical assessment of potential manic episodes and severe mood dysregulation in children, see reference 8.)

Within the past 15 years, researchers have suggested that mania presents differently in youths than in adults: in youths it presents not as distinct euphoric or irritable episodes but as persistent, nonepisodic, severe irritability (4–7). This marks an important deviation from the classical conceptualization of bipolar disorder and is inconsistent with the DSM-IV criterion A requirement of a “distinct period” of abnormally elevated, expansive, or irritable mood.

To understand the public health implications of this view, it is important to note the overlap between symptoms of mania and those of attention deficit hyperactivity disorder (ADHD) (15). Distractibility, pressured speech, psychomotor agitation, racing thoughts, and increased goal-directed activity are all diagnostic criteria of mania that also occur in ADHD. Furthermore, while irritability is not a diagnostic criterion for ADHD, temper outbursts and other deficits in self-regulation are often seen in children with ADHD (16, 17). Also, the prevalence of ADHD in youths (1.9%) is considerably higher than that of episodic DSM-IV bipolar disorder (0.1%) (18). Therefore, viewing nonepisodic irritability as a developmental presentation of mania could markedly affect prevalence estimates of bipolar disorder; the rediagnosis of even a relatively small percentage of children with ADHD as having bipolar disorder would result in significantly higher rates of bipolar disorder. As discussed later, such rediagnosis could also have significant treatment implications. Therefore, it is important to test systematically the hypothesis that nonepisodic irritability is a form of mania.

## Research Strategy

In the absence of validated bipolar disorder biomarkers, how does one test whether severe nonepisodic irritability is a developmental presentation of mania? To address this question, my colleagues and I adopted two research strategies. The first involves longitudinal studies: if non-episodic irritability is a developmental presentation of bipolar disorder, one would expect youths with this phenotype, over time, to develop episodic mania, hypomania, or bipolar disorder not otherwise specified. The second strategy involves cross-sectional studies comparing family history and pathophysiology in youths with the alternative phenotype to 1) youths with clearly episodic bipolar disorder, diagnosed using criteria and techniques parallel to those used in adults; 2) youths with psychopathology other than mood disorders; and 3) youths with no psychopathology. Because research suggests that episodic pediatric bipolar disorder exhibits a course similar to that of adult bipolar disorder (19–21), youths with clearly episodic bipolar disorder provide an important standard against which to test proposed alternative phenotypes. If data from youths with episodic bipolar disorder and those with chronic severe irritability resemble each other but are distinct from data from youths with other forms of psychopathology and from healthy youths, a strong argument can be made for the alternative phenotype being a form of bipolar disorder. In the absence of such data, however, this argument cannot be supported. Alternatively, if data differentiate the classic bipolar disorder phenotype from the other three groups, this would suggest that the alternative phenotype is not a form of bipolar disorder.

Notably, questions about the nosologic status of non-episodic irritability are phrased categorically here. However, it also is important to incorporate a dimensional perspective

(22). As discussed later, data suggest that severe nonepisodic irritability in youths might be on a pathophysiologic continuum with both bipolar disorder and major depressive disorder. Nonetheless, categorical approaches are also important, since the decision to treat with one intervention rather than another is categorical.

## Defining Severe Mood Dysregulation

Questions about the appropriate criteria for pediatric bipolar disorder highlight limitations in nosology and research. First, no DSM-IV category captures the symptomatology of children characterized primarily and fundamentally by severely impairing nonepisodic irritability. Indeed, the lack of a DSM-IV category for children affected by such severe mood symptoms may have contributed to the movement toward applying to them the diagnosis of bipolar disorder. This movement in turn could have contributed to rising rates of pediatric bipolar diagnosis.

Other DSM-IV disorders do not accurately capture the phenotype exhibited by severe irritability. While criteria for oppositional defiant disorder include “often loses temper,” “often touchy and easily annoyed by others,” and “often angry and resentful,” nonirritable children can meet criteria for oppositional defiant disorder only on the basis of oppositional behavior. Furthermore, oppositional defiant disorder encompasses a wide range of clinical presentations in terms of severity. While irritability is also a diagnostic criterion for major depressive disorder in youths, this disorder, like bipolar disorder, is defined as episodic.

Second, diagnostic questions about pediatric bipolar disorder also highlight the relative paucity of research on irritability: operationalized definitions, reliable rating scales (although see references 23–25), and normative data are all sparse. In fact, DSM-IV provides no definition of irritability, despite the inclusion of this symptom as a criterion for at least six diagnoses in children (manic episode, oppositional defiant disorder, generalized anxiety disorder, dysthymic disorder, posttraumatic stress disorder, and major depressive episode).

To facilitate research on nonepisodic severe irritability and its relationship to bipolar disorder, my colleagues and I (14) defined a syndrome termed “severe mood dysregulation” (Figure 1). The syndrome captures the symptomatology of youths whose nosologic status vis-à-vis bipolar disorder remains in doubt. In designing the criteria for severe mood dysregulation, our approach was descriptive, drawing on available data and expert consultation. We did not claim to define a discrete diagnosis; as with classic bipolar disorder, we expected that children with severe mood dysregulation would meet criteria for other syndromes as well (e.g., oppositional defiant disorder). In defining severe mood dysregulation, we had five goals: 1) to operationalize severe irritability reliably, with a high threshold, far beyond that of any current DSM-IV diagnosis; 2) to identify youths who are as severely impaired as those with bipolar disorder so that any observed differences between severe mood dysregulation and bipolar disorder could not be attributed to differences in severity; 3) to require symptoms common to mania and ADHD, since such symptoms were part of the rationale for assigning the bipolar disorder diagnosis to children with severe chronic irritability; 4) to exclude preschoolers and patients whose symptoms did not begin until adolescence, because irritability may fluctuate during these developmental transitions; and 5) to exclude youths with even brief episodes of mania, such as those meeting criteria for episodic bipolar disorder not otherwise specified (26).

In severe mood dysregulation, irritability is defined as having two components: 1) temper outbursts that are developmentally inappropriate, frequent, and extreme; and 2) negatively valenced mood (anger or sadness) between outbursts. The latter criterion is required in order to include youths with a persistent mood disorder rather than those who have temper outbursts but normal mood between episodes. In practice, virtually all children with severe

mood dysregulation meet criterion 2 by virtue of having persistently angry mood between outbursts. The two-pronged definition of irritability that we employed selects for youths with severe impairment, and other criteria increase the likelihood of accomplishing this goal—symptoms must be severely impairing in at least one of three contexts (home, school, or with peers) and at least mildly impairing in a second. To ensure that significant impairment is present and to operationalize chronicity, the syndrome must be present for at least 1 year with no more than 2 symptom-free months. And, to set clear boundaries with bipolar disorder, youths with psychosis or even brief manic or hypomanic episodes (i.e.,  $\geq 1$  day) are excluded from the severe mood dysregulation group. While most children with irritability experience fluctuations in the frequency and intensity of their symptoms, this in and of itself does not constitute a manic or hypomanic episode unless the intensification of the irritability is accompanied by the onset or worsening of the DSM-IV criterion B symptoms of mania.

Since 2002, 146 youths with severe mood dysregulation have been studied at NIMH (Table 1). To make the diagnosis of severe mood dysregulation, we use a module that is appended to the Schedule for Affective Disorders and Schizophrenia—Present and Lifetime Version (K-SADS-PL; module available on request). The module is administered by master's- or doctoral-level clinicians who are trained to reliability ( $\kappa=0.90$ ), including in the distinction between severe mood dysregulation and bipolar disorder. In the NIMH sample, the mean age at study entry is 11.7 years, but parents report a mean age at onset nearly 7 years earlier. The mean Children's Global Assessment Scale (CGAS) (27) score is 45.8 ( $SD=6.9$ ), compared with a mean score of 46.5 ( $SD=12.4$ ) for 107 youths with bipolar disorder recruited over the same period, indicating that youths with severe mood dysregulation are as severely impaired as those with bipolar disorder. Approximately 60% of the youths with severe mood dysregulation had a community diagnosis of bipolar disorder at the time of recruitment.

Not surprisingly, 84.9% of the youths in the severe mood dysregulation sample met DSM-IV criteria for lifetime oppositional defiant disorder, while 86.3% met criteria for lifetime ADHD. It is also notable that 58.2% met criteria for a lifetime anxiety disorder and 16.4% for lifetime major depressive disorder, although youths are not included in the severe mood dysregulation sample if their irritability can be attributed solely to a major depressive episode or an anxiety disorder. These data indicate that the severe mood dysregulation syndrome might be conceptualized as a disruptive behavior disorder that includes significant mood and anxiety symptoms.

To more clearly place the severe mood dysregulation phenotype within the context of DSM-IV, post hoc analyses were performed using data from the NIMH Diagnostic Interview Schedule for Children, Version IV (28), obtained from parents of youths in four community samples (approximately 9,600 youths) and two clinical samples (approximately 2,100 youths). A proxy for the severe mood dysregulation diagnosis required three symptoms of oppositional defiant disorder: temper tantrums, being angry or resentful (each at least “a few days a week”), and being touchy or easily annoyed (nearly every day). In the community samples, 15% of youths with oppositional defiant disorder met criteria for the severe mood dysregulation proxy; in clinical samples, the severe mood dysregulation phenotype accounted for approximately a quarter of the youths with oppositional defiant disorder (P. Fisher, J.B. Turner, unpublished 2010 data).

## Longitudinal Studies

Longitudinal data provide a particularly important approach to evaluating the validity of classification in pediatric psychopathology. Two pediatric syndromes can be viewed as pathophysiologically similar when they exhibit a similar course and predict similar risks for

an adult phenotype, such as classic adult bipolar disorder, where considerable data exist on the validity of the adult phenotype. Thus, in assessing whether severe mood dysregulation is a developmental manifestation of mania, a crucial question is whether youths with the syndrome, when followed through adolescence and into adulthood, develop manic episodes, hypomanic episodes, or bipolar disorder not otherwise specified.

Relevant longitudinal data have been collected in both clinical and community samples. In our clinical research sample, we assessed rates of mood episodes in 84 youths with severe mood dysregulation and 93 youths with DSMIV bipolar disorder over a median of 28.4 months (21). Only one patient (1.2%) with severe mood dysregulation, but 58 (62.4%) with bipolar disorder, exhibited at least one new manic, hypomanic, or mixed episode during followup (Mann-Whitney  $U=2,720$ ,  $z=-3.48$ ,  $p<0.001$ ). Thus, in this clinical sample, rates of prospectively observed manic episodes were 50 times higher in bipolar disorder than in severe mood dysregulation. Longer studies with larger clinical samples are needed.

Post hoc analyses of large community samples that have been followed for as long as 20 years complement the clinical data. None of these studies was designed to address specific questions regarding the outcome of irritability. Using post hoc proxy criteria for severe mood dysregulation, Brotman et al. (29) found that compared to youths who never met these criteria, those who met them at a mean age of 10.6 years ( $SD=1.4$ ) were seven times more likely to meet criteria for a unipolar depressive disorder at a mean age of 18.3 years ( $SD=2.1$ ) (odds ratio=7.2, 95% confidence interval [CI]=1.3–38.8,  $p=0.02$ ). The lifetime prevalence of severe mood dysregulation in this sample ( $N=1,420$ , ages 9–19 years) was 3.3%, whereas only 0.1% of the sample met criteria for bipolar disorder. Thus, unlike the above-noted clinic-based study, which explicitly recruited children with bipolar disorder, this epidemiologic study had relatively limited power to compare severe mood dysregulation and bipolar disorder, since bipolar disorder is far rarer than severe mood dysregulation in the community.

In another community study, Stringaris et al. (30) reported on 631 individuals followed from a mean age of 13.8 years ( $SD=2.6$ ) to a mean age of 33.2 years ( $SD=2.9$ ), beyond the peak age of risk for bipolar disorder. Chronic irritability in adolescence predicted major depressive disorder at age 33 (odds ratio=1.33, 95% CI=1.00–1.78,  $p<0.05$ ) as well as generalized anxiety disorder (odds ratio=1.72, 95% CI=1.04–2.87,  $p<0.05$ ) and dysthymia (odds ratio=1.81, 95% CI=1.06–3.12,  $p<0.01$ ). The study had a sufficient number of participants with bipolar disorder to examine predictors of the illness (31), and adolescent irritability was not one of them. Thus, although Brotman et al. (29) and Stringaris et al. (30) used different methods, both studies found that adolescent irritability predicted adult unipolar depressive and anxiety disorders.

To a certain extent, these findings are consistent with studies of youths with oppositional defiant disorder. As noted above, oppositional defiant disorder differs from severe mood dysregulation in focusing primarily on oppositionality, not irritability, and in including patients with less severe illness. Studies indicate that the longitudinal predictions of oppositional defiant disorder are protean, including unipolar depressive and anxiety disorders (32–35) and, in some instances, bipolar disorder (33, 34). In particular, data indicate that the irritable, but not the oppositional, dimension of oppositional defiant disorder may be associated specifically with mood and anxiety disorders (36–38). The decomposition of oppositional defiant disorder into its component parts, including a continued focus on the specific predictions of irritability, might improve the prognostic power of this common clinical presentation in youths.

## Family History/Heritability

If severe mood dysregulation is a developmental phenotype of bipolar disorder, one would expect children with severe mood dysregulation to be as likely as those with bipolar disorder to have a parent with bipolar disorder. To test this hypothesis, one small study (39) compared parental diagnoses (determined by clinicians blind to children's diagnoses) in samples of youths with severe mood dysregulation or bipolar disorder. The two samples differed in the prevalence of parental bipolar disorder: 33.3% in the pediatric bipolar disorder sample compared with 2.7% in the severe mood dysregulation sample (odds ratio=18.0, 95% CI=1.9–171,  $p \leq 0.01$ ); the latter prevalence is similar to what might be expected in a community sample. Like the longitudinal data, these family-based data suggest that severe mood dysregulation is not a developmental phenotype of bipolar disorder. Limitations of the study included small sample size and ascertainment bias.

While the results of this preliminary family study suggest a differentiation between severe mood dysregulation and bipolar disorder, they do not address the familiarity of severe mood dysregulation itself, which was not assessed in parents (39). In addition, while other studies have examined family members of children with bipolar disorder, none of them contrasted diagnoses in the families of children with classically defined bipolar disorder with diagnoses in the families of children with nonepisodic, severe, chronic irritability (40, 41). Indeed, no published work has addressed the familiarity or heritability of severe mood dysregulation or irritability, but several publications have focused on related constructs. For example, studies indicate that oppositional defiant disorder and aggression are subject to genetic influences (42–47). In addition, a phenotype based on scores in the clinical range of the attention, aggression, and anxious/depressed subscales of the Child Behavior Checklist (that is, the Child Behavior Checklist–juvenile bipolar disorder profile) appears to be heritable (48, 49). Although this profile was originally described as associated with the diagnosis of pediatric bipolar disorder, data are mixed on that point, and some data suggest that the profile might be more akin to severe mood dysregulation than to episodic bipolar disorder (11, 12, 50–52). In sum, it appears that irritability, characterized by outbursts and inter-outburst negative mood, may be significantly influenced by genetic factors.

## Pathophysiology

In psychiatric nosology, pathophysiology is an important but as yet elusive validator. A major goal of current psychiatric research is to identify biomarkers to guide diagnosis and treatment. Extending this approach, emerging research aims to identify neural mechanisms differentiating not only patients of one phenotype from healthy individuals but also patients of two phenotypes from each other and from healthy individuals (53). In that vein, the first pathophysiologic studies of severe mood dysregulation were designed to provide “proof of principle” that, using behavioral and biological measures obtained in the laboratory and with functional MRI (fMRI), severe mood dysregulation and bipolar disorder could be differentiated from each other and from healthy individuals. Much like the family studies, studies in this area need to contrast children with classically defined bipolar disorder and children with other phenotypes, such as chronic irritability. As described below, behavioral data from these studies indicate that both youths with severe mood dysregulation and those with bipolar disorder differ from healthy comparison subjects in face emotion labeling ability, degree of subjective distress reported while performing a frustrating task, and performance on response reversal paradigms. In the first two domains, data also indicate that despite similar behavioral deficits in the two patient groups, the mediating neural circuitry differs. These findings are consistent with other work suggesting that neuroimaging techniques may be more sensitive than behavioral paradigms in detecting between-group differences (53, 54).

From a systems neuroscience perspective, irritability may result from an inability to engage top-down mechanisms (i.e., selective attention or higher-order mental processes [55]) in order to inhibit maladaptive responses occurring in the setting of frustration, where frustration is conceptualized as the emotional response that occurs when goal attainment is blocked. The face emotion labeling, response reversal, and attentional deficits observed in severe mood dysregulation, combined with recent research on emotion regulation in healthy volunteers and in patients with affective aggression, suggest a testable pathophysiologic model for irritability in youths (Figure 2).

The ability to accurately process social cues, which is a core social-emotional function that facilitates both emotion regulation and social competence (55), appears to be deficient in both severe mood dysregulation and pediatric bipolar disorder (56, 57). Deficits in face emotion labeling are not simply nonspecific correlates of childhood psychopathology; Guyer et al. (56) found deficits relative to healthy comparison subjects in patients with bipolar disorder and severe mood dysregulation but not in youths with ADHD and/or conduct disorder, or in those with anxiety disorders and/or major depressive disorder (Figure 3). The fact that only the severe mood dysregulation and bipolar disorder groups differed from the healthy comparison group in performance on a face emotion identification task suggests that severe mood dysregulation and bipolar disorder might share some pathophysiologic mechanisms.

However, examinations of the neural circuitry engaged in each group during face emotion labeling highlight the fact that similar behavioral deficits can result from multiple forms of circuitry dysfunction. fMRI data suggest that despite similar face emotion labeling deficits in severe mood dysregulation and bipolar disorder, neural activity in the amygdala differs between these two groups. Youths with severe mood dysregulation exhibited lower amygdala activity while rating their subjective fear versus nose width of neutral faces, relative to patients with bipolar disorder, nonirritable youths with ADHD, and healthy comparison subjects (58) (Figure 4). The finding of decreased amygdala activity in severe mood dysregulation during face emotion processing is similar to one reported earlier in youths with major depressive disorder (53); the similarity is notable given longitudinal associations between severe mood dysregulation or chronic irritability and depressive disorders (29, 30).

Another of the core abilities for social-emotional behavior suggested by Ochsner (55) is “context-sensitive regulation,” or the ability to adapt one’s behavior to changing environmental contingencies. Such regulation can be assessed using response reversal paradigms, in which participants must adapt their responses to changing stimulus-reward associations. As suggested by Blair (59), an individual with deficiencies in response reversal would be at high risk of encountering frustrating situations and thus of exhibiting irritable or aggressive behavior. In this way, response reversal deficits may play a causal role in the irritability characteristic of severe mood dysregulation. Patients with bipolar disorder and those with severe mood dysregulation both differ from healthy comparison subjects in performance on response reversal paradigms (60, 61). Ongoing research will test whether the neural circuitry mediating such deficits in severe mood dysregulation and bipolar disorder differs between these patient groups, as it did in the case of face emotion labeling. This fMRI work will use a response reversal paradigm that has already been used in youths with ADHD or psychopathic traits, thus also allowing for comparisons with these patient groups (62).

While response reversal deficits may increase an individual’s likelihood of encountering frustrating situations, a complementary hypothesis is that the response of irritable individuals to frustrating contexts differs from that of healthy comparison subjects. If the



goal is to elucidate mechanisms mediating irritable outbursts in youths, one research strategy involves neuroimaging while participants complete frustrating tasks. A study using a rigged task to elicit frustration found that while youths with severe mood dysregulation and those with bipolar disorder both reported more frustration than did healthy comparison subjects, event-related-potential measures differentiated the two groups. Youths with bipolar disorder had deficient top-down executive attention (i.e., decreased parietal P3 waves) specifically during frustration, while youths with severe mood dysregulation had deficits in bottom-up early attentional processes (i.e., decreased parietal, temporal, and central N1 and P1 waves) during both frustrating and nonfrustrating blocks (63). Ongoing studies are extending this work using magnetoencephalography and fMRI (64).

The finding of early attentional deficits in severe mood dysregulation is similar to results reported in youths with ADHD (65). Indeed, since the criteria for severe mood dysregulation require the presence of three symptoms that overlap between ADHD and the criterion B symptoms for mania, it is not surprising that 86.3% of our severe mood dysregulation sample met criteria for ADHD (Table 1). The neurobiology of emotional dysfunction in ADHD has received relatively little research attention, although interest is growing (66–68). Data indicate differences in amygdala activity in nonirritable youths with ADHD relative to those with severe mood dysregulation, those with bipolar disorder, and healthy comparison subjects during face processing (58), and considerable research has found high comorbidity between oppositional defiant disorder and ADHD (33). Thus, emotional dysregulation in ADHD merits significantly more study.

Conversely, few data have been generated to characterize the nature of attentional dysregulation in severe mood dysregulation, particularly in emotional contexts, so that too is an important area for future research. Behavioral and event-related-potential data suggest that youths with severe mood dysregulation, compared to those with bipolar disorder and/or healthy comparison subjects, may have reduced attentional interference from emotional distracters (63, 68a). However, contradicting these findings are data from youths with severe mood dysregulation who had increased amygdala activation relative to other groups when asked to focus on nose width rather than on the emotional expression of a face, suggesting that youths with severe mood dysregulation may have difficulty focusing away from face emotions (58). The extent to which emotion-attention interactions are abnormal in youths with severe mood dysregulation, and the precise nature of that abnormality, is important because such interactions may play a central role in emotion regulation (69, 70).

Of course, irritability occurs in the context of many different clinical presentations (e.g., chronically in severe mood dysregulation; during episodes of mania or depression in bipolar disorder; and in specific contexts in anxious children and individuals with posttraumatic stress disorder), and data suggest that the pathophysiology of irritability, including the specific nature of the attentional control deficits, will vary across clinical presentations. In some clinical states, such as acute mania, bottom-up mechanisms may be particularly important, since increased arousal may be associated with increased irritability (71). The extent to which the model described in Figure 2 applies in different clinical phenotypes is therefore an important area for future research. In addition, once the heritability of irritability is established, genetic imaging studies can explore associations between genotype and neural activity in the setting of frustration and other emotional contexts.

## Treatment: Current Literature and Research Gaps

The distinction between severe mood dysregulation and bipolar disorder may have important treatment implications. If severe mood dysregulation is a pediatric bipolar disorder phenotype, then first-line treatment would include mood stabilizers and atypical

antipsychotics, with stimulants and selective serotonin reuptake inhibitors (SSRIs) being relatively contraindicated (72). On the other hand, if severe mood dysregulation is more similar patho-physiologically to unipolar depressive and anxiety disorders, as well as to ADHD, then stimulants and SSRIs would be recommended. Given the relatively high side effect burden of atypical antipsychotics, coupled with the risks of using antidepressants or stimulants in bipolar disorder, this differentiation is important (73). Indirect evidence suggests that many youths with severe mood dysregulation are receiving treatment with atypical antipsychotics, particularly risperidone (74–77). Possible contributors to this trend are that risperidone has received a Food and Drug Administration indication for irritability (specifically, in autism [78]) and that some controlled studies support its use in aggressive children with disruptive behavior disorders (79).

The only treatment trial of severe mood dysregulation is a small, negative trial of lithium (80); earlier studies showed lithium to be effective in treating aggression in the setting of conduct disorder (81, 82). A recent controlled trial of youths with a phenotype similar to severe mood dysregulation (ADHD and aggression unresponsive to stimulants) found divalproex combined with behavioral therapy to be more effective than stimulant plus placebo and behavior therapy (83). That study built on previous trials of divalproex in the treatment of irritable or aggressive youths (84, 85).

A second treatment trial of severe mood dysregulation is under way (clinicaltrials.gov identifier NCT00794040) to compare a stimulant plus citalopram to a stimulant plus placebo. The study builds on the longitudinal data reviewed above suggesting that severe mood dysregulation is on a pathophysiological continuum with unipolar depressive and anxiety disorders, as well as data suggesting that both stimulants and SSRIs might be effective in treating irritability and/or aggression. For example, a meta-analysis of stimulant trials in ADHD found effect sizes of 0.69 and 0.84 for stimulants in the treatment of covert and overt aggression, respectively (86). A number of double-blind controlled trials demonstrate the efficacy of SSRIs in treating irritability associated with premenstrual dysphoric disorder (87, 88), and one trial found that fluoxetine was more effective than placebo in treating adults with intermittent explosive disorder (89).

Clinicians or researchers who conceptualize severe, nonepisodic irritability as a phenotype of bipolar disorder are reluctant to treat youths with severe mood dysregulation with stimulants or SSRIs because of concerns about precipitating mania. However, it is important to differentiate activation from mania when assessing adverse events secondary to SSRIs. Activation is common (present in some 10%–20% of youths receiving SSRIs) and generally responds to temporary discontinuation of medication with reinstatement at a lower dosage (90, 91). Mania in response to SSRIs is uncommon and can be difficult to differentiate from spontaneous cycling (92, 93); however, there is evidence that children may be at higher risk than adults for antidepressant-induced mania and/or activation (94, 95).

There are no systematic data regarding the risk of stimulant-induced mania in severe mood dysregulation. However, preliminary data suggest that youths with related phenotypes may respond as well to stimulants as those with uncomplicated ADHD (96, 97). Considerably more research is needed to determine whether treatment with SSRIs and/or stimulants is effective and safe in treating severe mood dysregulation. A particularly important question is whether children with the severe mood dysregulation phenotype and a parent with bipolar disorder differ from those with severe mood dysregulation but no family history of bipolar disorder in their risk of developing mania, either spontaneously or in response to an activating medication.

In both medication and psychotherapeutic treatment trials, irritability is rarely the major outcome variable. Few scales capture the phenomenology of irritability precisely, and those that do tend to focus on its more extreme behavioral manifestations, such as aggression (for example, see references 78 and 83). While some psychotherapeutic trials focus on overt aggression in adolescents, few trials have examined school-age children with frequent outbursts that are impairing but not always violent (98, 99). Furthermore, such trials frequently include youths with both proactive and reactive aggression, whereas most youths with severe mood dysregulation exhibit only the latter. Since psychotherapeutic interventions are likely to play an essential role in the treatment of severe mood dysregulation, high-priority areas for research include the development of more fine-grained assessment tools for irritability, as well as interventions aimed at a range of its manifestations. Several interventions designed for children with severe mood disorders, including bipolar disorder, may include relevant components (100, 101).

### Future Directions in Nosology: DSM-5

One important positive outcome of the controversy about pediatric bipolar disorder is the attention drawn to a relatively large population of severely impaired youths who do not fit well into any one DSM-IV category. In DSM-IV, the severe mood dysregulation phenotype is best captured by oppositional defiant disorder. However, oppositional defiant disorder captures a broad range of severity (whereas youths with severe mood dysregulation are all, by definition, severely impaired) and focuses strongly on oppositional behavior, which may have different treatment implications and longitudinal predictions than irritability (36, 37).

Thus, in considering how to better serve the clinical needs of youths with the severe mood dysregulation phenotype, the DSM-5 work groups considered creating a specifier for oppositional defiant disorder that focused on the irritable, rather than the headstrong, criteria for the disorder; required impairment in at least two of three settings (at home, at school, and with peers); and set a high threshold for number of outbursts per week. Alternatively, the work groups considered creating a separate diagnosis to encompass the severe mood dysregulation phenotype. The latter strategy was adopted in the draft proposal for DSM-5, which thus includes the diagnosis of temper dysregulation disorder with dysphoria (102). The criteria for this diagnosis resemble those for severe mood dysregulation, with the major difference being that temper dysregulation disorder with dysphoria does not require “hyperarousal”—that is, the criterion B symptoms for mania and the ADHD criteria (Figure 1, inclusion criterion 3). In the judgment of the DSM work groups, the presence of such symptoms would best be denoted by assigning the diagnoses of both temper dysregulation disorder with dysphoria and ADHD to patients who meet criteria for both syndromes. However, a disadvantage of this decision is that temper dysregulation disorder with dysphoria itself has not been studied systematically. As with severe mood dysregulation, the criteria for temper dysregulation disorder require pervasive negativevalence mood between outbursts.

The work groups’ decision to propose a separate diagnosis of temper dysregulation disorder with dysphoria rather than an oppositional defiant disorder specifier was based on several considerations. Among the advantages of the new diagnosis are that it would be placed in the mood, rather than the disruptive behavior, section of DSM-5, thus highlighting the fact that irritability is a mood disturbance, frequently accompanied by anxiety, that predicts subsequent mood and anxiety disorders (29, 30, 36, 37). The goal would be to draw clinicians’ attention to interventions targeting mood and anxiety disorders and to encourage researchers to undertake both pharmacologic and psychotherapeutic clinical trials for this underserved yet severely impaired population. The major argument for a specifier is that it would be more consistent with data indicating that the severe mood dysregulation/temper

dysregulation disorder with dysphoria phenotype is on a phenomenological continuum with oppositional defiant disorder. At the time of this writing, DSM-5 has not been finalized, and final decisions will be informed by field trials and further discussion.

## Conclusions

At least two important lessons can be drawn from the controversy about the diagnosis of pediatric bipolar disorder. First, available data do not support categorizing children with nonepisodic severe irritability as manic. That is, evidence suggests that youths with nonepisodic irritability 1) are at increased risk for unipolar depressive and anxiety disorders, rather than manic episodes, as they age; 2) do not have high familial rates of bipolar disorder; and 3) differ pathophysiologically from youths with DSM-IV bipolar disorder. Thus, at this time, the available data support reserving the diagnosis of mania for youths who have a distinct change in mood (elevated, expansive, or irritable) accompanied by the onset or worsening of the criterion B symptoms of mania. This conclusion is tempered by the fact that the research requires replication by other groups and in larger samples. Also, it is possible that as the genetics and pathophysiology of both bipolar disorder and severe nonepisodic irritability are discovered, these two clinical phenotypes will be found to share pathogenic mechanisms and thus may ultimately be considered to be on a pathophysiologic spectrum with each other as well as with major depressive disorder. It is also important to note that the longitudinal outcome of children with a family history of bipolar disorder and nonepisodic irritability is unknown.

The second lesson is that irritability is a common, yet relatively understudied, symptom in pediatric psychopathology. Children with DSM-IV bipolar disorder and those with severe mood dysregulation are both severely (and equally) impaired, and data suggest that the severe mood dysregulation phenotype is considerably more common than bipolar disorder (29). Consequently, there is a pressing need for controlled treatment trials in severe mood dysregulation or related phenotypes. While a few have been conducted (for example, see references 80 and 83), the small number of pharmacologic or psychosocial intervention trials pales in comparison with the clinical need. In particular, an open and important question is whether the first-line treatment for severe mood dysregulation should be the same as for bipolar disorder. Such clinical trials would be facilitated by the further refinement of scales that measure the multiple manifestations of irritability and are sensitive to change. Other important research gaps include the continuity between severe irritability in youth and adult phenotypes, including intermittent explosive disorder (89); the heritability and genetics of irritability; and the mediating neural circuitry. As noted above, irritability can be conceptualized within the frame-work of affective neuroscience and studied with fMRI and other techniques.

Irritability is a pressing problem for clinical neuroscience and treatment research. Indeed, given the number of affected children and the severity of their impairment, the need could not be greater.

## Acknowledgments

Supported by the NIMH Intramural Research Program.

The author thanks Melissa A. Brotman, Ph.D., Megan Connolly, B.A., and Caroline Haimm, B.A., for assistance with manuscript preparation. She also thanks Daniel S. Pine, M.D., and Kenneth E. Towbin, M.D., past and present staff of the Section on Bipolar Spectrum Disorders, and our patients and their families for their contributions to the research described here.

## References

1. Blader JC, Carlson GA. Increased rates of bipolar disorder diagnoses among US child, adolescent, and adult inpatients, 1996–2004. *Biol Psychiatry*. 2007; 62:107–114. [PubMed: 17306773]
2. Moreno C, Laje G, Blanco C, Jiang H, Schmidt AB, Olfson M. National trends in the outpatient diagnosis and treatment of bipolar disorder in youth. *Arch Gen Psychiatry*. 2007; 64:1032–1039. [PubMed: 17768268]
3. Leibenluft E. Pediatric bipolar disorder comes of age. *Arch Gen Psychiatry*. 2008; 65:1122–1124. [PubMed: 18838628]
4. Biederman J, Klein RG, Pine DS, Klein DF. Resolved: mania is mistaken for ADHD in prepubertal children. *J Am Acad Child Adolesc Psychiatry*. 1998; 37:1091–1099. [PubMed: 9785721]
5. Biederman J, Faraone SV, Wozniak J, Mick E, Kwon A, Aleardi M. Further evidence of unique developmental phenotypic correlates of pediatric bipolar disorder: findings from a large sample of clinically referred preadolescent children assessed over the last 7 years. *J Affect Disord*. 2004; 82(suppl):S45–S58. [PubMed: 15571789]
6. Mick E, Spencer T, Wozniak J, Biederman J. Heterogeneity of irritability in attention-deficit/hyperactivity disorder subjects with and without mood disorders. *Biol Psychiatry*. 2005; 58:576–582. [PubMed: 16084859]
7. Papolos D, Mattis S, Golshan S, Molay F. Fear of harm, a possible phenotype of pediatric bipolar disorder: a dimensional approach to diagnosis for genotyping psychiatric syndromes. *J Affect Disord*. 2009; 118:28–38. [PubMed: 19631388]
8. Baroni A, Lunsford JR, Luckenbaugh DA, Towbin KE, Leibenluft E. Practitioner review: the assessment of bipolar disorder in children and adolescents. *J Child Psychol Psychiatry*. 2009; 50:203–215. [PubMed: 19309325]
9. Geller B, Warner K, Williams M, Zimmerman B. Prepubertal and young adolescent bipolarity versus ADHD: assessment and validity using the Wash-U-KSADS, CBCL, and TRF. *J Affect Disord*. 1998; 51:93–100. [PubMed: 10743842]
10. Geller B, Tillman R, Bolhofner K. Proposed definitions of bipolar I disorder episodes and daily rapid cycling phenomena in preschoolers, school-aged children, adolescents, and adults. *J Child Adolesc Psychopharmacol*. 2007; 17:217–222. [PubMed: 17489716]
11. Faraone SV, Althoff RR, Hudziak JJ, Monuteaux M, Biederman J. The CBCL predicts DSM bipolar disorder in children: a receiver operating characteristic curve analysis. *Bipolar Disord*. 2005; 7:518–524. [PubMed: 16403177]
12. Volk HE, Todd RD. Does the Child Behavior Checklist juvenile bipolar disorder phenotype identify bipolar disorder? *Biol Psychiatry*. 2007; 62:115–120. [PubMed: 16950211]
13. Rucklidge JJ. Retrospective parent report of psychiatric histories: do checklists reveal specific prodromal indicators for postpubertal-onset pediatric bipolar disorder? *Bipolar Disord*. 2008; 10:56–66. [PubMed: 18199242]
14. Leibenluft E, Charney DS, Towbin KE, Bhangoo RK, Pine DS. Defining clinical phenotypes of juvenile mania. *Am J Psychiatry*. 2003; 160:430–437. [PubMed: 12611821]
15. Galanter CA, Leibenluft E. Frontiers between attention deficit hyperactivity disorder and bipolar disorder. *Child Adolesc Psychiatr Clin N Am*. 2008; 17:325–346. [PubMed: 18295149]
16. Still GF. Some abnormal psychical conditions in children: excerpts from three lectures. *J Atten Disord*. 2006; 10:126–136. [PubMed: 17085622]
17. Barkley RA. Behavioral inhibition, sustained attention, and executive functions: constructing a unifying theory of ADHD. *Psychol Bull*. 1997; 121:65–94. [PubMed: 9000892]
18. Costello EJ, Foley DL, Angold A. 10-year research update review: the epidemiology of child and adolescent psychiatric disorders, II:developmental epidemiology. *J Am Acad Child Adolesc Psychiatry*. 2006; 45:8–25. [PubMed: 16327577]
19. Birmaher B, Axelson D, Strober M, Gill MK, Valeri S, Chiappetta L, Ryan N, Leonard H, Hunt J, Iyengar S, Keller M. Clinical course of children and adolescents with bipolar spectrum disorders. *Arch Gen Psychiatry*. 2006; 63:175–183. [PubMed: 16461861]

20. DelBello MP, Hanseman D, Adler CM, Fleck DE, Strakowski SM. Twelve-month outcome of adolescents with bipolar disorder following first hospitalization for a manic or mixed episode. *Am J Psychiatry*. 2007; 164:582–590. [PubMed: 17403971]
21. Stringaris A, Baroni A, Haimm C, Brotman M, Lowe CH, Myers F, Rustgi E, Wheeler W, Kayser R, Towbin K, Leibenluft E. Pediatric bipolar disorder versus severe mood dysregulation: risk for manic episodes on follow-up. *J Am Acad Child Adolesc Psychiatry*. 2010; 49:397–405. [PubMed: 20410732]
22. Hyman SE. Can neuroscience be integrated into the DSM-V? *Nat Rev Neurosci*. 2007; 8:725–732. [PubMed: 17704814]
23. Vitiello B, Stoff DM. Subtypes of aggression and their relevance to child psychiatry. *J Am Acad Child Adolesc Psychiatry*. 1997; 36:307–315. [PubMed: 9055510]
24. Marshburn EC, Aman MG. Factor validity and norms for the aberrant behavior checklist in a community sample of children with mental retardation. *J Autism Dev Disord*. 1992; 22:357–373. [PubMed: 1383187]
25. Kolko DJ, Baumann BL, Bukstein OG, Brown EJ. Internalizing symptoms and affective reactivity in relation to the severity of aggression in clinically referred, behavior-disordered children. *J Child Fam Stud*. 2007; 16:745–759.
26. Axelson D, Birmaher B, Strober M, Gill MK, Valeri S, Chiappetta L, Ryan N, Leonard H, Hunt J, Iyengar S, Bridge J, Keller M. Phenomenology of children and adolescents with bipolar spectrum disorders. *Arch Gen Psychiatry*. 2006; 63:1139–1148. [PubMed: 17015816]
27. Shaffer D, Gould MS, Brasic J, Ambrosini P, Fisher P, Bird H, Aluwahlia S. A Children's Global Assessment Scale (CGAS). *Arch Gen Psychiatry*. 1983; 40:1228–1231. [PubMed: 6639293]
28. Shaffer D, Fisher P, Lucas CP, Dulcan MK, Schwab-Stone ME. NIMH Diagnostic Interview Schedule for Children, Version IV (NIMH DISC-IV): description, differences from previous versions, and reliability of some common diagnoses. *J Am Acad Child Adolesc Psychiatry*. 2000; 39:28–38. [PubMed: 10638065]
29. Brotman MA, Schmajuk M, Rich BA, Dickstein DP, Guyer AE, Costello EJ, Egger HL, Angold A, Pine DS, Leibenluft E. Prevalence, clinical correlates, and longitudinal course of severe mood dysregulation in children. *Biol Psychiatry*. 2006; 60:991–997. [PubMed: 17056393]
30. Stringaris A, Cohen P, Pine DS, Leibenluft E. Adult outcomes of youth irritability: a 20-year prospective community-based study. *Am J Psychiatry*. 2009; 166:1048–1054. [PubMed: 19570932]
31. Johnson JG, Cohen P, Brook JS. Associations between bipolar disorder and other psychiatric disorders during adolescence and early adulthood: a community-based longitudinal investigation. *Am J Psychiatry*. 2000; 157:1679–1681. [PubMed: 11007724]
32. Copeland WE, Shanahan L, Costello EJ, Angold A. Childhood and adolescent psychiatric disorders as predictors of young adult disorders. *Arch Gen Psychiatry*. 2009; 66:764–772. [PubMed: 19581568]
33. Nock MK, Kazdin AE, Hiripi E, Kessler RC. Lifetime prevalence, correlates, and persistence of oppositional defiant disorder: results from the National Comorbidity Survey Replication. *J Child Psychol Psychiatry*. 2007; 48:703–713. [PubMed: 17593151]
34. Kim-Cohen J, Caspi A, Moffitt TE, Harrington H, Milne BJ, Poulton R. Prior juvenile diagnoses in adults with mental disorder: developmental follow-back of a prospective-longitudinal cohort. *Arch Gen Psychiatry*. 2003; 60:709–717. [PubMed: 12860775]
35. Boylan K, Vaillancourt T, Boyle M, Szatmari P. Comorbidity of internalizing disorders in children with oppositional defiant disorder. *Eur Child Adolesc Psychiatry*. 2007; 16:484–494. [PubMed: 17896121]
36. Stringaris A, Goodman R. Longitudinal outcome of youth oppositionality: irritable, headstrong, and hurtful behaviors have distinctive predictions. *J Am Acad Child Adolesc Psychiatry*. 2009; 48:404–412. [PubMed: 19318881]
37. Loeber R, Burke J, Pardini DA. Perspectives on oppositional defiant disorder, conduct disorder, and psychopathic features. *J Child Psychol Psychiatry*. 2009; 50:133–142. [PubMed: 19220596]
38. Stringaris A, Goodman R. Three dimensions of oppositionality in youth. *J Child Psychol Psychiatry*. 2009; 50:216–223. [PubMed: 19166573]

39. Brotman MA, Kassem L, Reising MM, Guyer AE, Dickstein DP, Rich BA, Towbin KE, Pine DS, McMahon FJ, Leibenluft E. Parental diagnoses in youth with narrow phenotype bipolar disorder or severe mood dysregulation. *Am J Psychiatry*. 2007; 164:1238–1241. [PubMed: 17671287]
40. Wozniak J, Faraone SV, Mick E, Monuteaux M, Coville A, Biederman J. A controlled family study of children with DSM-IV bipolar I disorder and psychiatric co-morbidity. *Psychol Med*. 2010; 40:1079–1088. [PubMed: 19891803]
41. Geller B, Tillman R, Bolhofner K, Zimmerman B, Strauss NA, Kaufmann P. Controlled, blindly rated, direct-interview family study of a prepubertal and early-adolescent bipolar I disorder phenotype: morbid risk, age at onset, and comorbidity. *Arch Gen Psychiatry*. 2006; 63:1130–1138. [PubMed: 17015815]
42. Burt SA. Rethinking environmental contributions to child and adolescent psychopathology: a meta-analysis of shared environmental influences. *Psychol Bull*. 2009; 135:608–637. [PubMed: 19586164]
43. Eley TC, Lichtenstein P, Stevenson J. Sex differences in the etiology of aggressive and nonaggressive antisocial behavior: results from two twin studies. *Child Dev*. 1999; 70:155–168. [PubMed: 10191520]
44. Seroczynski AD, Bergeman CS, Coccaro EF. Etiology of the impulsivity/aggression relationship: genes or environment? *Psychiatry Res*. 1999; 86:41–57. [PubMed: 10359481]
45. Derks EM, Hudziak JJ, van Beijsterveldt CE, Dolan CV, Boomsma DI. A study of genetic and environmental influences on maternal and paternal CBCL syndrome scores in a large sample of 3-year-old Dutch twins. *Behav Genet*. 2004; 34:571–583. [PubMed: 15520514]
46. Derks EM, Dolan CV, Hudziak JJ, Neale MC, Boomsma DI. Assessment and etiology of attention deficit hyperactivity disorder and oppositional defiant disorder in boys and girls. *Behav Genet*. 2007; 37:559–566. [PubMed: 17443404]
47. Hudziak JJ, Derks EM, Althoff RR, Copeland W, Boomsma DI. The genetic and environmental contributions to oppositional defiant behavior: a multi-informant twin study. *J Am Acad Child Adolesc Psychiatry*. 2005; 44:907–914. [PubMed: 16113619]
48. Hudziak JJ, Althoff RR, Derks EM, Faraone SV, Boomsma DI. Prevalence and genetic architecture of Child Behavior Checklist-juvenile bipolar disorder. *Biol Psychiatry*. 2005; 58:562–568. [PubMed: 16239161]
49. Althoff RR, Rettew DC, Faraone SV, Boomsma DI, Hudziak JJ. Latent class analysis shows strong heritability of the Child Behavior Checklist-juvenile bipolar phenotype. *Biol Psychiatry*. 2006; 60:903–911. [PubMed: 16650832]
50. Biederman J, Petty CR, Monuteaux MC, Evans M, Parcell T, Faraone SV, Wozniak J. The Child Behavior Checklist-pediatric bipolar disorder profile predicts a subsequent diagnosis of bipolar disorder and associated impairments in ADHD youth growing up: a longitudinal analysis. *J Clin Psychiatry*. 2009; 70:732–740. [PubMed: 19389330]
51. McGough JJ, Loo SK, McCracken JT, Dang J, Clark S, Nelson SF, Smalley SL. CBCL pediatric bipolar disorder profile and ADHD: comorbidity and quantitative trait loci analysis. *J Am Acad Child Adolesc Psychiatry*. 2008; 47:1151–1157. [PubMed: 18724256]
52. Diler RS, Birmaher B, Axelson D, Goldstein B, Gill M, Strober M, Kolko DJ, Goldstein TR, Hunt J, Yang M, Ryan ND, Iyengar S, Dahl RE, Dorn LD, Keller MB. The Child Behavior Checklist (CBCL) and the CBCL-bipolar phenotype are not useful in diagnosing pediatric bipolar disorder. *J Child Adolesc Psychopharmacol*. 2009; 19:23–30. [PubMed: 19232020]
53. Beesdo K, Lau JY, Guyer AE, McClure-Tone EB, Monk CS, Nelson EE, Fromm SJ, Goldwin MA, Wittchen HU, Leibenluft E, Ernst M, Pine DS. Common and distinct amygdala-function perturbations in depressed vs anxious adolescents. *Arch Gen Psychiatry*. 2009; 66:275–285. [PubMed: 19255377]
54. Poldrack RA. The role of fMRI in cognitive neuroscience: where do we stand? *Curr Opin Neurobiol*. 2008; 18:223–227. [PubMed: 18678252]
55. Ochsner KN. The social-emotional processing stream: five core constructs and their translational potential for schizophrenia and beyond. *Biol Psychiatry*. 2008; 64:48–61. [PubMed: 18549876]

56. Guyer AE, McClure EB, Adler AD, Brotman MA, Rich BA, Kimes AS, Pine DS, Ernst M, Leibenluft E. Specificity of facial expression labeling deficits in childhood psychopathology. *J Child Psychol Psychiatry*. 2007; 48:863–871. [PubMed: 17714371]
57. Rich BA, Grimley ME, Schmajuk M, Blair KS, Blair RJR, Leibenluft E. Face emotion labeling deficits in children with bipolar disorder and severe mood dysregulation. *Dev Psychopathol*. 2008; 20:529–546. [PubMed: 18423093]
58. Brotman MA, Rich BA, Guyer AE, Lunsford JR, Horsey SE, Reising MM, Thomas LA, Fromm SJ, Towbin K, Pine DS, Leibenluft E. Amygdala activation during emotion processing of neutral faces in children with severe mood dysregulation versus ADHD or bipolar disorder. *Am J Psychiatry*. 2010; 167:61–69. [PubMed: 19917597]
59. Blair RJ. Psychopathy, frustration, and reactive aggression: the role of ventromedial prefrontal cortex. *Br J Psychol*. 2010; 101:383–399. [PubMed: 19321035]
60. Dickstein DP, Nelson EE, McClure EB, Grimley ME, Knopf L, Brotman MA, Rich BA, Pine DS, Leibenluft E. Cognitive flexibility in phenotypes of pediatric bipolar disorder. *J Am Acad Child Adolesc Psychiatry*. 2007; 46:341–355. [PubMed: 17314720]
61. Dickstein DP, Finger EC, Brotman MA, Rich BA, Pine DS, Blair JR, Leibenluft E. Impaired probabilistic reversal learning in youths with mood and anxiety disorders. *Psychol Med*. 2010; 40:1089–1100. [PubMed: 19818204]
62. Finger EC, Marsh AA, Mitchell DG, Reid ME, Sims C, Budhani S, Kosson DS, Chen G, Towbin KE, Leibenluft E, Pine DS, Blair JR. Abnormal ventromedial prefrontal cortex function in children with psychopathic traits during reversal learning. *Arch Gen Psychiatry*. 2008; 65:586–594. [PubMed: 18458210]
63. Rich BA, Schmajuk M, Perez-Edgar KE, Fox NA, Pine DS, Leibenluft E. Different psychophysiological and behavioral responses elicited by frustration in pediatric bipolar disorder and severe mood dysregulation. *Am J Psychiatry*. 2007; 164:309–317. [PubMed: 17267795]
64. Rich BA, Holroyd T, Carver FW, Onelio LM, Mendoza JK, Cornwell BR, Fox NA, Pine DS, Coppola R, Leibenluft E. A preliminary study of the neural mechanisms of frustration in pediatric bipolar disorder using magnetoencephalography. *Depress Anxiety*. 2010; 27:276–286. [PubMed: 20037920]
65. Jonkman LM, Kemner C, Verbaten MN, Van Engeland H, Camfferman G, Buitelaar JK, Koelega HS. Attentional capacity, a probe ERP study: differences between children with attention-deficit hyperactivity disorder and normal control children and effects of methylphenidate. *Psychophysiology*. 2000; 37:334–346. [PubMed: 10860411]
66. Plessen KJ, Bansal R, Zhu H, Whiteman R, Amat J, Quackenbush GA, Martin L, Durkin K, Blair C, Royal J, Hugdahl K, Peterson BS. Hippocampus and amygdala morphology in attention-deficit/hyperactivity disorder. *Arch Gen Psychiatry*. 2006; 63:795–807. [PubMed: 16818869]
67. Marsh AA, Finger EC, Mitchell DGV, Reid ME, Sims C, Kosson DS, Towbin KE, Leibenluft E, Pine DS, Blair RJR. Reduced amygdala response to fearful expressions in children and adolescents with callous-unemotional traits and disruptive behavior disorders. *Am J Psychiatry*. 2008; 165:712–720. [PubMed: 18281412]
68. Volkow ND, Wang GJ, Kollins SH, Wigal TL, Newcorn JH, Telang F, Fowler JS, Zhu W, Logan J, Ma Y, Pradhan K, Wong C, Swanson JM. Evaluating dopamine reward pathway in ADHD: clinical implications. *JAMA*. 2009; 302:1084–1091. [PubMed: 19738093]
- 68a. Rich BA, Brotman MA, Dickstein DP, Mitchell DG, Blair RJ, Leibenluft E. Deficits in attention to emotional stimuli distinguish youth with severe mood dysregulation from youth with bipolar disorder. *J Abnorm Child Psychol*. 2010; 38:695–706. [PubMed: 20180010]
69. Posner MI, Rothbart MK. Attention, self-regulation, and consciousness. *Philos Trans R Soc Lond B Biol Sci*. 1998; 353:1915–1927. [PubMed: 9854264]
70. Mischel W, Shoda Y, Rodriguez MI. Delay of gratification in children. *Science*. 1989; 244:933–938. [PubMed: 2658056]
71. Phillips ML, Ladouceur CD, Drevets WC. A neural model of voluntary and automatic emotion regulation: implications for understanding the pathophysiology and neurodevelopment of bipolar disorder. *Mol Psychiatry*. 2008; 13:829, 833–857. [PubMed: 18574483]



72. McClellan J, Kowatch R, Findling RL. Practice parameter for the assessment and treatment of children and adolescents with bipolar disorder. *J Am Acad Child Adolesc Psychiatry*. 2007; 46:107–125. [PubMed: 17195735]
73. Correll CU, Manu P, Olshanskiy V, Napolitano B, Kane JM, Malhotra AK. Cardiometabolic risk of second-generation antipsychotic medications during first-time use in children and adolescents. *JAMA*. 2009; 302:1765–1773. [PubMed: 19861668]
74. Weiss M, Panagiotopoulos C, Giles L, Gibbins C, Kuzeljevic B, Davidson J, Harrison R. A naturalistic study of predictors and risks of atypical antipsychotic use in an attention-deficit/hyperactivity disorder clinic. *J Child Adolesc Psychopharmacol*. 2009; 19:575–582. [PubMed: 19877982]
75. Olfson M, Blanco C, Liu L, Moreno C, Laje G. National trends in the outpatient treatment of children and adolescents with antipsychotic drugs. *Arch Gen Psychiatry*. 2006; 63:679–685. [PubMed: 16754841]
76. Doey T, Handelman K, Seabrook JA, Steele M. Survey of atypical antipsychotic prescribing by Canadian child psychiatrists and developmental pediatricians for patients aged under 18 years. *Can J Psychiatry*. 2007; 52:363–368. [PubMed: 17696022]
77. Carlson GA, Potegal M, Margulies D, Basile J, Gutkovich Z. Liquid risperidone in the treatment of rages in psychiatrically hospitalized children with possible bipolar disorder. *Bipolar Disord*. 2010; 12:205–212. [PubMed: 20402713]
78. McCracken JT, McGough J, Shah B, Cronin P, Hong D, Aman MG, Arnold LE, Lindsay R, Nash P, Hollway J, McDougle CJ, Posey D, Swiezy N, Kohn A, Scahill L, Martin A, Koenig K, Volkmar F, Carroll D, Lancor A, Tierney E, Ghuman J, Gonzalez NM, Grados M, Vitiello B, Ritz L, Davies M, Robinson J, McMahon D. Risperidone in children with autism and serious behavioral problems. *N Engl J Med*. 2002; 347:314–321. [PubMed: 12151468]
79. Pandina GJ, Aman MG, Findling RL. Risperidone in the management of disruptive behavior disorders. *J Child Adolesc Psychopharmacol*. 2006; 16:379–392. [PubMed: 16958564]
80. Dickstein DP, Towbin KE, Van Der Veen JW, Rich BA, Brotman MA, Knopf L, Onelio L, Pine DS, Leibenluft E. Randomized double-blind placebo-controlled trial of lithium in youths with severe mood dysregulation. *J Child Adolesc Psychopharmacol*. 2009; 19:61–73. [PubMed: 19232024]
81. Campbell M, Adams PB, Small AM, Kafantaris V, Silva RR, Shell J, Perry R, Overall JE. Lithium in hospitalized aggressive children with conduct disorder: a double-blind and placebo-controlled study. *J Am Acad Child Adolesc Psychiatry*. 1995; 34:445–453. [PubMed: 7751258]
82. Malone RP, Delaney MA, Luebbert JF, Cater J, Campbell M. A double-blind placebo-controlled study of lithium in hospitalized aggressive children and adolescents with conduct disorder. *Arch Gen Psychiatry*. 2000; 57:649–654. [PubMed: 10891035]
83. Blader JC, Schooler NR, Jensen PS, Pliszka SR, Kafantaris V. Adjunctive divalproex versus placebo for children with ADHD and aggression refractory to stimulant monotherapy. *Am J Psychiatry*. 2009; 166:1392–1401. [PubMed: 19884222]
84. Donovan SJ, Stewart JW, Nunes EV, Quitkin FM, Parides M, Daniel W, Susser E, Klein DF. Divalproex treatment for youth with explosive temper and mood lability: a double-blind, placebo-controlled crossover design. *Am J Psychiatry*. 2000; 157:818–820. corrections, 157:1038, 157:1192. [PubMed: 10784478]
85. Steiner H, Petersen ML, Saxena K, Ford S, Matthews Z. Divalproex sodium for the treatment of conduct disorder: a randomized controlled clinical trial. *J Clin Psychiatry*. 2003; 64:1183–1191. [PubMed: 14658966]
86. Connor DF, Glatt SJ, Lopez ID, Jackson D, Melloni RH Jr. Psychopharmacology and aggression, I: a meta-analysis of stimulant effects on overt/covert aggression-related behaviors in ADHD. *J Am Acad Child Adolesc Psychiatry*. 2002; 41:253–261. [PubMed: 11886019]
87. Halbreich U, O'Brien PM, Eriksson E, Backstrom T, Yonkers KA, Freeman EW. Are there differential symptom profiles that improve in response to different pharmacological treatments of premenstrual syndrome/premenstrual dysphoric disorder? *CNS Drugs*. 2006; 20:523–547. [PubMed: 16800714]

88. Landen M, Nissbrandt H, Allgulander C, Sorvik K, Ysander C, Eriksson E. Placebo-controlled trial comparing intermittent and continuous paroxetine in premenstrual dysphoric disorder. *Neuropsychopharmacology*. 2007; 32:153–161. [PubMed: 17035933]
89. Coccaro EF, Lee RJ, Kavoussi RJ. A double-blind, randomized, placebo-controlled trial of fluoxetine in patients with intermittent explosive disorder. *J Clin Psychiatry*. 2009; 70:653–662. [PubMed: 19389333]
90. Walkup J, Labellarte M. Complications of SSRI treatment. *J Child Adolesc Psychopharmacol*. 2001; 11:1–4. [PubMed: 11322738]
91. Reinblatt SP, DosReis S, Walkup JT, Riddle MA. Activation adverse events induced by the selective serotonin reuptake inhibitor fluvoxamine in children and adolescents. *J Child Adolesc Psychopharmacol*. 2009; 19:119–126. [PubMed: 19364290]
92. Gijsman HJ, Geddes JR, Rendell JM, Nolen WA, Goodwin GM. Antidepressants for bipolar depression: a systematic review of randomized, controlled trials. *Am J Psychiatry*. 2004; 161:1537–1547. [PubMed: 15337640]
93. Joseph MF, Youngstrom EA, Soares JC. Antidepressant-coincident mania in children and adolescents treated with selective serotonin reuptake inhibitors. *Future Neurol*. 2009; 4:87–102. [PubMed: 19884978]
94. Martin A, Young C, Leckman JF, Mukonoweshuro C, Rosenheck R, Leslie D. Age effects on antidepressant-induced manic conversion. *Arch Pediatr Adolesc Med*. 2004; 158:773–780. [PubMed: 15289250]
95. Safer DJ, Zito JM. Treatment-emergent adverse events from selective serotonin reuptake inhibitors by age group: children versus adolescents. *J Child Adolesc Psychopharmacol*. 2006; 16:159–169. [PubMed: 16553536]
96. Galanter CA, Carlson GA, Jensen PS, Greenhill LL, Davies M, Li W, Chuang SZ, Elliot GR, Arnold LE, March JS, Hechtman L, Pelham WE, Swanson JM. Response to methylphenidate in children with attention deficit hyperactivity disorder and manic symptoms in the multimodal treatment study of children with attention deficit hyperactivity disorder titration trial. *J Child Adolesc Psychopharmacol*. 2003; 13:123–136. [PubMed: 12880507]
97. Carlson GA, Loney J, Salisbury H, Kramer JR, Arthur C. Stimulant treatment in young boys with symptoms suggesting childhood mania: a report from a longitudinal study. *J Child Adolesc Psychopharmacol*. 2000; 10:175–184. [PubMed: 11052407]
98. Lochman, JE.; Barry, TD.; Pardini, DA. Anger control training for aggressive youth, in *Evidence-Based Psychotherapies for Children and Adolescents*. Kazdin, AE.; Weisz, JR., editors. New York: Guilford; 2003. p. 263-281.
99. Zonneville-Bender MJ, Matthys W, van de Wiel NM, Lochman JE. Preventive effects of treatment of disruptive behavior disorder in middle childhood on substance use and delinquent behavior. *J Am Acad Child Adolesc Psychiatry*. 2007; 46:33–39. [PubMed: 17195727]
100. Fristad MA, Verducci JS, Walters K, Young ME. Impact of multifamily psychoeducational psychotherapy in treating children aged 8 to 12 years with mood disorders. *Arch Gen Psychiatry*. 2009; 66:1013–1021. [PubMed: 19736358]
101. West AE, Pavuluri MN. Psychosocial treatments for childhood and adolescent bipolar disorder. *Child Adolesc Psychiatr Clin N Am*. 2009; 18:471–482. [PubMed: 19264274]
102. American Psychiatric Association. DSM-5 Development: Proposed Revisions. <http://www.dsm5.org/ProposedRevisions/Pages/proposedrevision.aspx?rid=397>

---

**Inclusion criteria**


---

1. Current age 7–17 years, with onset of the syndrome before age 12.
2. Abnormal mood (specifically, anger or sadness), present at least half of the day most days, and of sufficient severity to be noticeable by people in the child's environment (e.g., parents, teachers, peers).
3. Hyperarousal, defined by at least three of the following: insomnia, agitation, distractibility, racing thoughts or flight of ideas, pressured speech, and intrusiveness.
4. Compared to his or her peers, the child exhibits markedly increased reactivity to negative emotional stimuli that is manifest verbally or behaviorally. For example, the child responds to frustration with extended temper tantrums (inappropriate for age and/or precipitating event), verbal rages, and/or aggression toward people or property. Such events occur, on average, at least three times a week.
5. The symptoms in 2, 3, and 4 are currently present and have been present for at least 12 months without any symptom-free periods exceeding 2 months.
6. The symptoms are severely impairing in at least one setting (home, school, or with peers) and are at least mildly impairing in a second setting.

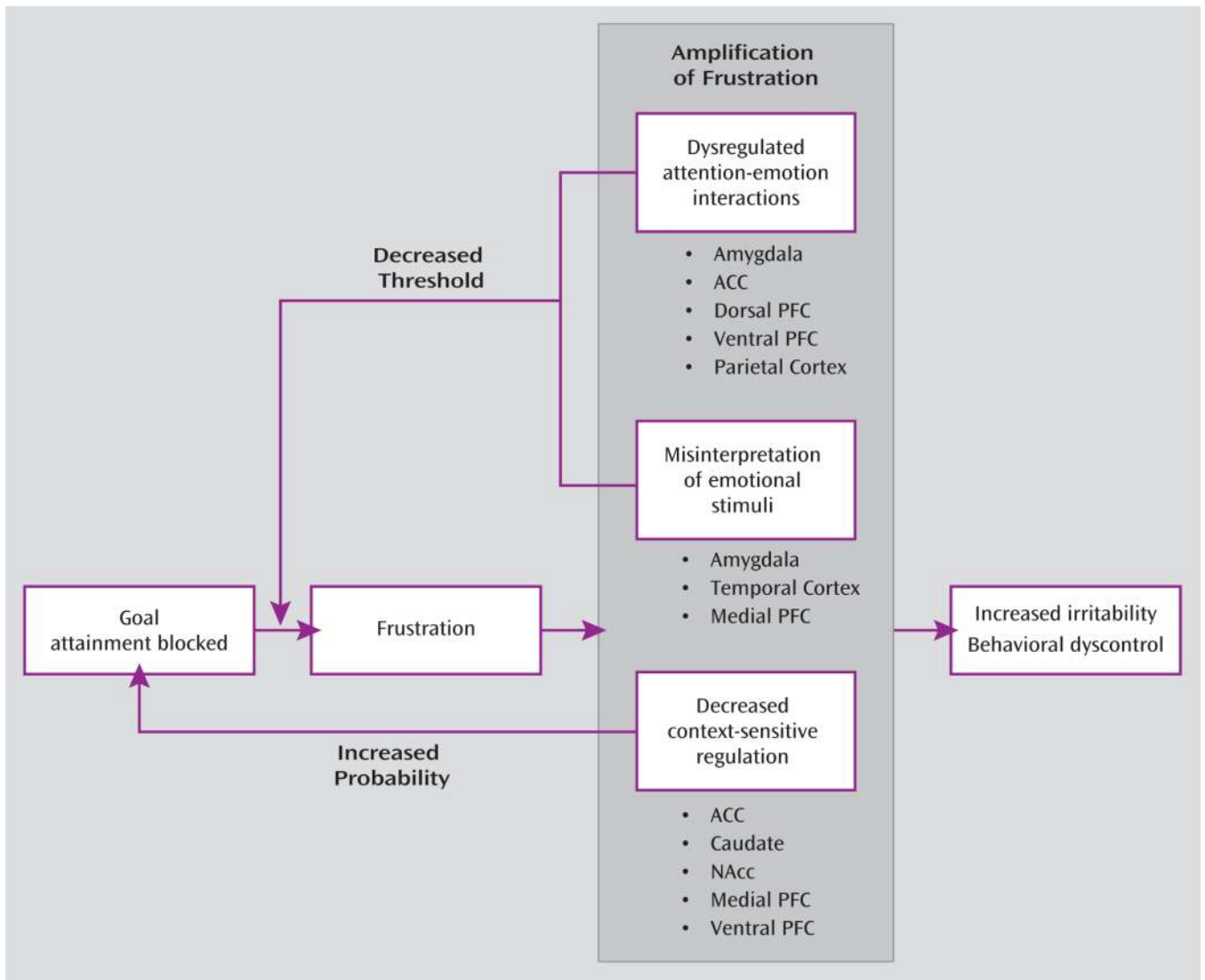
---

**Exclusion criteria**


---

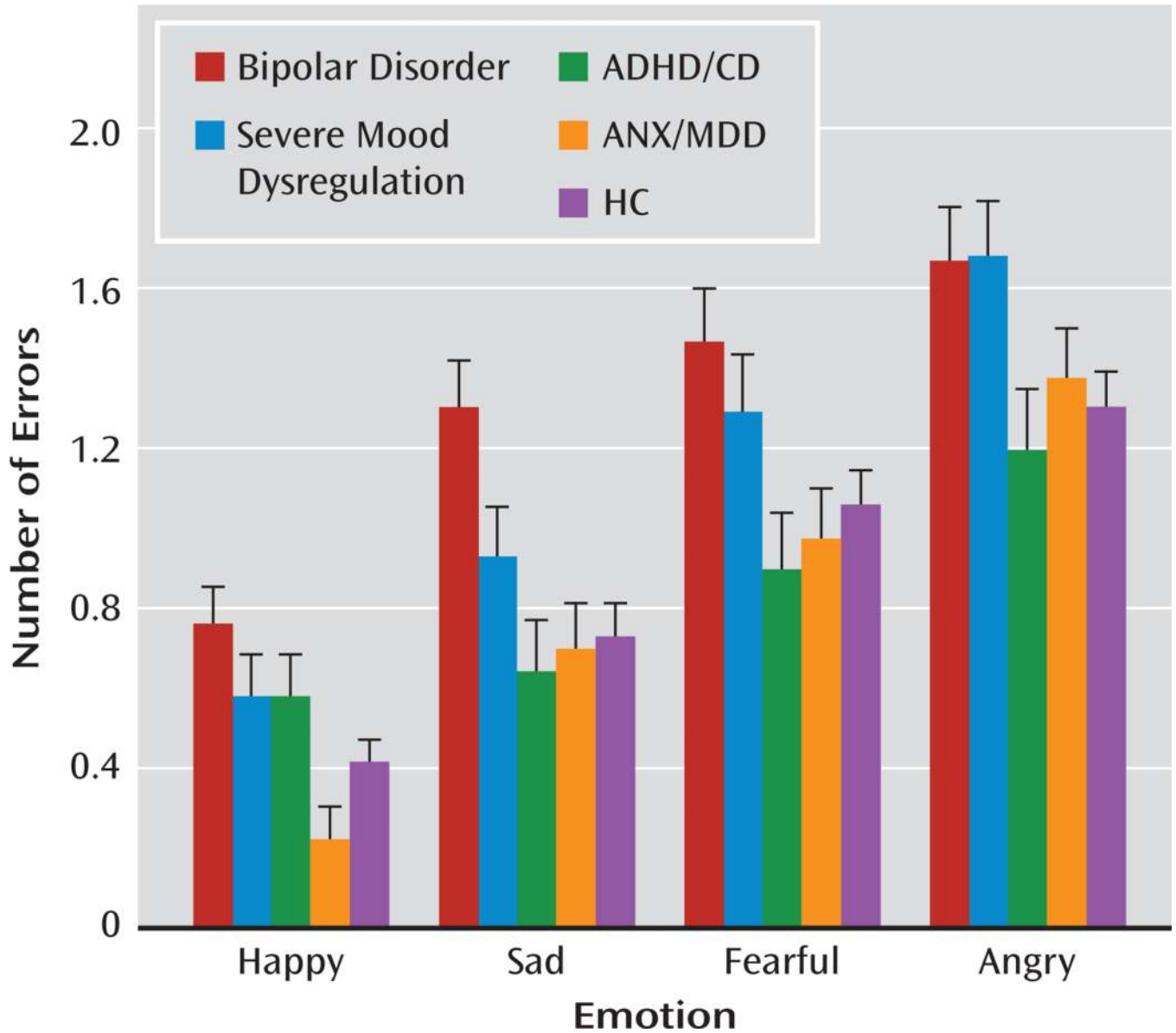
1. Exhibits any of these cardinal manic symptoms:
  - Elevated or expansive mood
  - Grandiosity or inflated self-esteem
  - Episodically decreased need for sleep
2. The symptoms occur in distinct periods lasting more than 1 day.
3. Meets criteria for schizophrenia, schizoaffective disorder, pervasive developmental disorder, or posttraumatic stress disorder.
4. Meets criteria for substance abuse disorder in the past 3 months.
5. IQ <70.
6. The symptoms are due to the direct physiological effects of a drug of abuse, or to a general medical or neurological condition.

**Figure 1.**  
 Research Diagnostic Criteria for Severe Mood Dysregulation<sup>a</sup>  
<sup>a</sup> Adapted from Leibenluft et al. (14).



**Figure 2.** Psychological Processes and Neural Circuits Hypothesized to Contribute to Pathologic Irritability<sup>a</sup>

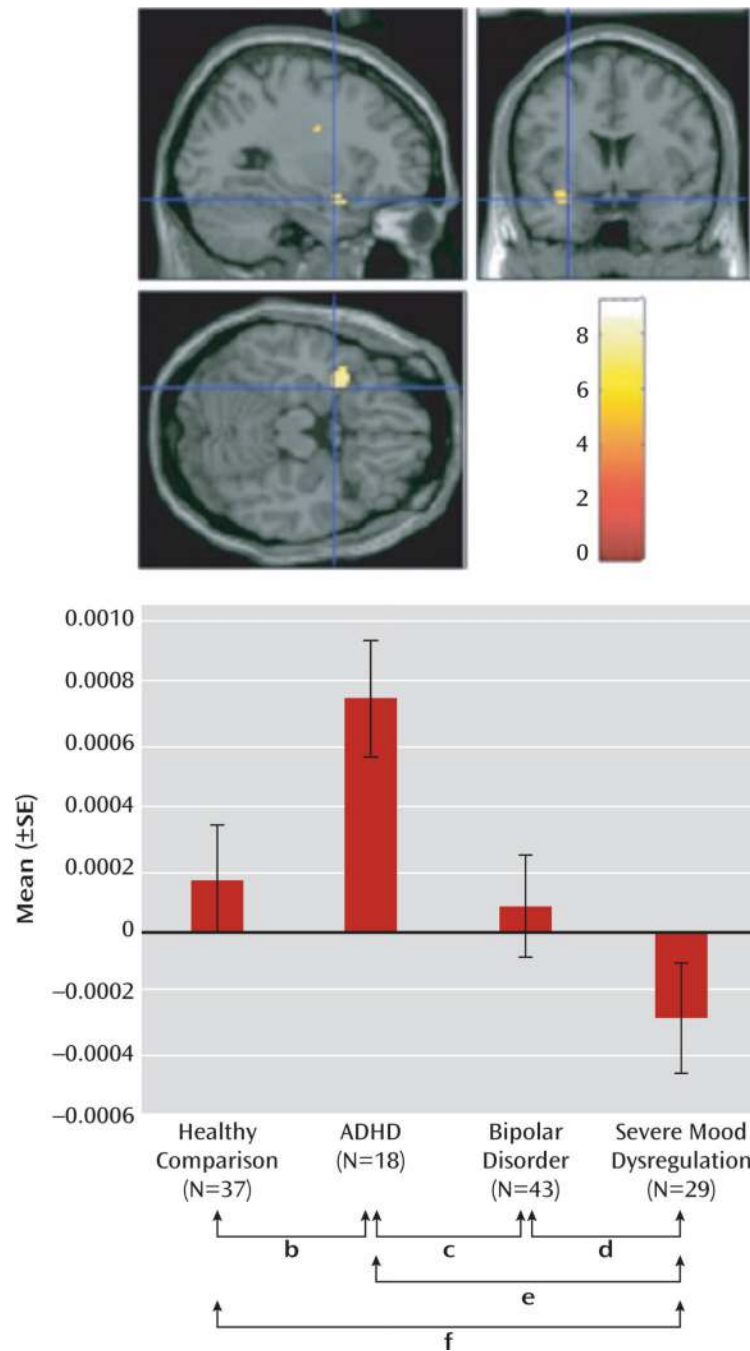
<sup>a</sup>ACC=anterior cingulate cortex; PFC=prefrontal cortex; NAcc=nucleus accumbens.



**Figure 3.**

Face Emotion Labeling Errors, Adjusted for Sex, Age, IQ, and Ethnicity, in Youths With Mood and Behavior Disorders<sup>a</sup>

<sup>a</sup> Adapted from Guyer et al. (56). Bipolar disorder (N=42); severe mood dysregulation (N=39); ANX/MDD=generalized anxiety, social phobia, separation anxiety, and/or major depression (N=44); ADHD/CD=attention deficit hyperactivity disorder and/or conduct disorder (N=35); HC=healthy comparison subjects (N=92). Between-group differences: severe mood dysregulation > ANX/ MDD, ADHD/CD,  $p < 0.01$ ; bipolar disorder > ANX/ MDD, ADHD/CD,  $p < 0.001$ ; severe mood dysregulation and bipolar disorder did not differ.



**Figure 4.** Left Amygdala Activation During Ratings of Subjective Fear Versus Nose Width While Viewing Neutral Faces  
<sup>a</sup> Reprinted from Brotman et al. (58).  
<sup>b</sup> Amygdala activation in ADHD patients was greater than that for healthy comparison subjects ( $p=0.05$ ).  
<sup>c</sup> Amygdala activation in ADHD patients was greater than that for bipolar disorder patients ( $p=0.05$ ).  
<sup>d</sup> Amygdala activation in severe mood dysregulation patients was less than that for bipolar disorder patients ( $p=0.04$ ).

<sup>e</sup> Amygdala activation in severe mood dysregulation patients was less than that for ADHD patients ( $p < 0.01$ ).

<sup>f</sup> Amygdala activation in severe mood dysregulation patients was less than that for healthy comparison subjects ( $p = 0.04$ ).

**TABLE 1**

Demographic and Clinical Characteristics of Youths With Severe Mood Dysregulation Studied at NIMH Since 2002

Characteristic <sup>a</sup>	Mean	SD
Age at study entry (years)	11.7	2.5
Age at illness onset (years) (N=71)	4.9	2.0
IQ (N=108)	103.3	13.1
Children's Global Assessment Score at study entry (N=140)	45.8	6.9
Number of DSM-IV diagnoses	2.9	1.2
Number of medications at study entry	2.1	1.6
	N	%
On medication at study entry	111	76.0
Male	96	65.8
Lifetime history of		
Attention deficit hyperactivity disorder (ADHD)	126	86.3
Oppositional defiant disorder	124	84.9
ADHD and oppositional defiant disorder	110	75.3
Anxiety disorder <sup>b</sup>	85	58.2
Major depressive disorder	24	16.4
Conduct disorder	7	4.8
History of psychiatric hospitalization	55	37.7

<sup>a</sup>N=146 unless otherwise indicated.

<sup>b</sup>Includes separation anxiety disorder, generalized anxiety disorder, and social phobia.