



Título artículo / Títol article: Sexual Compulsivity Scale: Adaptation and Validation in the Spanish Population

Autores / Autors Ballester Arnal, Rafael ; Gómez Martínez, Sandra ; Gil Llario, María Dolores ; Salmerón Sánchez, Pedro

Revista: Journal of sex & marital therapy (2013) vol. 39, no 6

Versión / Versió: Postprint del autor

Cita bibliográfica / Cita bibliogràfica (ISO 690): BALLESTER-ARNAL, Rafael, et al. Sexual Compulsivity Scale: Adaptation and Validation in the Spanish Population. Journal of sex & marital therapy, 2013, vol. 39, no 6, p. 526-540.

url Repositori UJI: <http://hdl.handle.net/10234/92261>

*Journal of Sex & Marital Therapy*, 0:1–14, 2012  
Copyright © Taylor & Francis Group, LLC  
ISSN: 0092-623X print / 1521-0715 online  
DOI: 10.1080/0092623X.2012.665816



1 **Sexual Compulsivity Scale: Adaptation**  
2 **and Validation in Spanish Population**

3 RAFAEL BALLESTER ARNAL and SANDRA GÓMEZ MARTÍNEZ  
4 *Jaume I University, Basic and Clinical Psychology and Psychobiology, Castellón, Spain*

5 M. DOLORES GIL LLARIO  
6 *University of Valencia, General Study, Developmental and Education Psychology,*  
7 *Valencia, Spain*

8 PEDRO SALMERÓN SÁNCHEZ  
9 *Jaume I University, Basic and Clinical Psychology and Psychobiology, Castellón, Spain*

Q1

10 *Sexual compulsivity has been studied in relation to high-risk behav-*  
11 *ior for sexually transmitted infections. The aim of this study was*  
12 *the adaptation and validation of the Sexual Compulsivity Scale*  
13 *to a sample of Spanish young people. This scale was applied to*  
14 *1,196 (891 female, 305 male) Spanish college students. The results*  
15 *of principal components factor analysis using a varimax rotation*  
16 *indicated a two-factor solution; similar results were obtained in*  
17 *another study. The reliability of the Sexual Compulsivity Scale was*  
18 *found to be high. Moreover, the scale showed good temporal sta-*  
19 *bility. External correlates were examined through Pearson correla-*  
20 *tions between the Sexual Compulsivity Scale and other constructs*  
21 *related with HIV prevention. The authors' results suggest that the*  
22 *Sexual Compulsivity Scale is an appropriate measure for assessing*  
23 *sexual compulsivity, showing adequate psychometric properties in*  
24 *the Spanish population.*

Q2

25 According to Kalichman and Cain (2004), *sexual compulsivity* is a propensity  
26 to experience sexual disinhibition and under controlled sexual impulses and  
27 behaviors as self-identified by individuals. It can be considered a heteroge-  
28 neous psychological construct that includes a concern for and increase—in  
29 intensity and frequency—in sexual fantasies, behavior patterns, and de-  
30 sires that can lead to problems in daily life as (Kalichman & Cain, 2004;

---

Address correspondence to Rafael Ballester Arnal, Jaume I University, Basic and Clinical Psychology and Psychobiology, Castellón, Spain. E-mail: rballest@uji.es

Q3

31 Bancroft, 2008). low self-esteem, anxiety, loneliness, impaired social skills,  
32 occupational difficulties, guilt, and shame (Black, Kehrberg, Flumerfelt, &  
33 Schlosser, 1997; Kalichman & Rompa, 1995). Furthermore, researchers have  
34 defined various symptoms related to sexual compulsivity, such as excessive  
35 pornography use, sex with multiple anonymous partners, an excessive use  
36 of Internet for sexual purposes, and increased anxiety when not engaged  
37 in sexual behavior (Parsons et al., 2008; Parsons, Severino, Grov, Bimbi, &  
38 Morgenstern, 2007).

39 Sexual compulsivity has also health implications because of increased  
40 risk of HIV infection and other sexually transmitted infections (Dodge, Reece,  
41 Cole, & Sandfort, 2004; Kalichman & Rompa, 1995; McCoul & Haslam, 2001).  
42 Benotsch, Kalichman, and Kelly (1999), in a study carried out with HIV-  
43 positive self-identified gay and bisexual men, found that people who scored  
44 higher in sexual compulsivity reported more frequent receptive and totally  
Q4 45 unprotected anal and oral sex acts with more partners. Other researchers  
46 have found similar results (e.g., Grov, Parson, & Bimbi, 2010; Kalichman &  
47 Rompa, 2001; Kelly, Bimbi, Nanin, Izienicki, & Parsons, 2009).

48 As a result of this growing interest in the relation between sexual com-  
49 pulsivity and high-risk behavior for HIV infection, some authors have pro-  
50 posed different questionnaires to evaluate sexual compulsivity (Table 1).  
51 Kalichman et al.'s (1994) study was the first attempt to assess sexual com-  
52 pulsivity specifically. They proposed the Sexual Compulsivity Scale (SCS) as a  
53 tool for studying underlying compulsive personality traits that may be associ-  
54 ated with resistance to changing sexual behavior patterns despite exposure to  
55 messages and initiatives aimed at preventing HIV. We subsequently describe  
56 in detail the characteristics of this instrument.

57 After reviewing the literature, we decided to translate and validate the  
58 SCS because it is a short questionnaire with good psychometric properties  
59 and has been used in different studies to analyze associations between per-  
60 sonality traits and behavior change for HIV. In this sense, the scale has been  
61 shown to be useful in the prediction of unprotected sex (Grov et al., 2010).  
62 It has also been used in different types of populations, including college  
Q5 63 students (Gullete & Lyons, 2005).

64 This instrument consists of 10 statements largely based on a 12-step  
65 self-help manual (CompCare, 1987) for people seeking recovery from sexual  
66 addiction. The pilot study of the scale (Kalichman et al., 1994) was con-  
67 ducted with a sample of sexually active men who considered themselves  
68 homosexuals ( $n = 160$ ). The results showed high levels of reliability ( $\alpha =$   
69  $.89$ ). Later, Kalichman and Rompa (1995) used the scale in two different sam-  
70 ples: (a) one of gay men ( $n = 296$ ) and (b) one of African American men  
71 ( $n = 60$ ) and African American women ( $n = 98$ ) from inner-city areas and  
72 low-income groups. The scale showed high levels of internal consistency  
73 ( $\alpha = .86$  for gay men and  $\alpha = .87$  for African American men and women). In

**TABLE 1.** Review of Sexual Compulsivity Scales

Questionnaire	Items and factors	Sample	Psychometrics properties: Internal consistency
The Perceived Sexual Control Scale (Exner, Meyer-Bahlburg & Ehrhardt, 1992)	20 items grouped into two factors: Control of sex drive and Control of risk	Community members and college students (mostly gay men)	0.67 to 0.87
Compulsive Sexual Behavior Inventory (Coleman, Miner, Ohlerking and Raymond, 2001)	42 items grouped into three factors: control, abuse, and violence	Psychotherapy clients, community members and college students (male, female, gay and heterosexual)	0.67 to 0.87
Yale-Brown Obsessive Compulsive Scale-Compulsive Sexual Behavior (Morgenstern, Parsons, Muench, Hollander, Bimbi & Irwin, 2004)	10 items	Gay and bisexual male community members.	0.80 to 0.91
Sexual Symptom Assessment Scale (Raymond, Lloyd, Miner & Kim, 2007).	12 items	Male psychotherapy clients	0.92
Compulsive Sexual Behavior Consequences Scale (Muench et al., 2007)	21 items	Gay and bisexual male community members	0.86 to 0.89
Cognitive and Behavioral Outcomes of Sexual Behavior Scale (McBride, Reece & Sanders, 2007).	36 items grouped into two scales: cognitive outcomes scale and behavioral outcomes scale	College students	0.86 to 0.89

74 both samples, there are significant correlations between sexual compulsivity,  
75 high-risk sexual behavior, and drug use before sex.

76 Although this scale has been used to evaluate sexual compulsivity, es-  
77 pecially among individuals belonging to groups deemed at high risk or HIV-  
78 positive individuals, the few studies conducted in college students suggest  
79 that higher scores in sexual compulsivity are associated with a higher num-  
80 ber of unprotected sexual encounters (Dodge et al., 2004; Gullete & Lions,  
81 2005). To design optimal prevention campaigns, it is necessary to identify the  
82 characteristics of those most likely to engage in high-risk behavior (McBride,  
83 Reece, & Sanders, 2008).

84 The aim of our study was therefore to translate, adapt, and validate the  
85 SCS of Kalichman et al. (1994) in a Spanish population that has been little  
86 studied—young people—represented here by a sample of college students.  
87 Although college students have not been identified as a risk population  
88 theoretically, other studies in Spain and in other countries have emphasized  
89 the high prevalence of risky sexual behavior in this population (Ballester,  
90 Gil, Giménez, & Ruiz, 2009; McBride et al., 2008; Rolison, 2002).

Q6

91

## METHOD

### 92 Participants

93 The questionnaire was responded by 1,196 Spanish college students of the  
94 Jaume I University and the University of Valencia, ranging between 18 and 26  
95 years of age. Most participants were women (74.5%) who were 18–20 years  
96 old (60.9%;  $M = 20.22$ ,  $SD = 2.11$ ), heterosexual (95.5%) and nonpracticing  
97 Catholics (44.7%) or atheists (43.9%).

### 98 Measures and Instruments

99 Participants responded individually to the SCS. To assess convergent and di-  
100 vergent validity, the participants also answered the Sexual Sensation Seeking  
101 Scale (Kalichman et al., 1994), the Spanish version of the Beck Depres-  
102 sion Inventory (Beck, Rush, Shaw, & Emery, 1979 [translated by Sanz &  
103 Vázquez, 1998]) and The Brief Version of the Fear of Negative Evaluation  
104 Scale (Leary, 1983). Last, they responded to the Cuestionario de Prevención  
105 del Sida (“AIDS Prevention Questionnaire”; Ballester, Gil, Guirado, & Bravo,  
106 2004), which was developed in Spanish.

Q7

107 We subsequently explain these questionnaires:

- 108 • SCS (Kalichman et al., 1994): This scale consists of 10 Likert-type items that  
109 assess sexual compulsivity, measured on a scale ranging from 1 (*not at all*  
110 *like me*) to 4 (*very much like me*), with a total score between 10 and 40.  
111 The internal consistency of the instrument applied to a sample of college

112 students was .76 for men and .81 for women (Reece, Plate, & Daughtry,  
113 2001).

114 • Sexual Sensation Seeking Scale (Kalichman et al., 1994): This scale is de-  
115 signed to measure “the propensity to attain optimal levels of sexual excite-  
116 ment and to engage in novel sexual experiences.” It consists of 9 Likert-type  
117 items measured on a 4-point scale ranging from 1 (*not at all like me*) to  
118 4 (*very much like me*), with a total score range between 9 and 36. The  
119 instrument has shown an internal consistency of .81 in various samples,  
120 such as gay men (Kalichman & Rompa, 1995) and college students (Gray  
121 & Wilson, 2007).

122 • Beck Depression Inventory in its Spanish Version (Sanz & Vázquez, 1998):  
123 This scale is a 21-question multiple-choice self-report inventory that reflects  
124 cognitive, affective, behavioral, and somatic symptoms of depression in  
125 relation to the 7 previous days. The items are answered according to  
126 a 4-point scale denoting different levels of severity and intensity. The  
127 Spanish version has shown good internal consistency in a sample of college  
128 students (.83).

129 • Cuestionario de Prevención del Sida (CPS; “AIDS Prevention Question-  
130 naire”): This questionnaire, by Ballester et al. (2004), consists of 65 items  
131 referring to HIV infection, transmission routes, preventive methods and  
132 behaviors, antibodies test, and attitude toward HIV-positive people. Inter-  
133 nal consistency of the scale in a sample of college students was properly  
134 analyzed ( $\alpha = .70$ ; Ballester, Gil, & Giménez, 2007).

135 We present the SCS validated in this work for the Spanish population in  
136 Appendix A.

### 137 Procedure

138 We informed 1,196 participants of the purpose of the study. The research  
139 team told participants that they would be assessed on several sexual be-  
140 haviors in young people. Then, they completed the SCS voluntarily, anony-  
141 mously, and confidentially in one sitting during class time thanks to the  
142 collaboration of lecturers in different degree courses. In addition, the first  
143 300 tested students also responded to questionnaires described earlier. After  
144 a week, 100 randomly selected participants answered the SCS a second time.  
145 Our research group translated the Sexual Sensation Seeking Scale (Kalichman  
146 et al., 1994) and the SCS (Kalichman et al., 1994) according to the established  
147 international strategies (Hambleton, Merenda, & Spielberger, 2005).

### 148 Statistical Analysis

149 We used SPSS to perform all of our analyses. We used a principal compo-  
150 nent factor analysis using varimax rotation to ascertain the factorial structure

151 of the questionnaire. In addition, we performed a descriptive analysis of  
152 items and calculated internal consistency using Cronbach's alpha coefficient.  
153 We examined convergent validity through Pearson correlations between the  
154 SCS and other constructs related to HIV prevention (total score of Sexual  
155 Sensation Seeking Scale, Beck Depression Inventory, and an item from the  
156 Cuestionario de Prevención del Sida that requested information about the  
157 number of sexual partners). Selection was carried out according to the re-  
158 lationship between these elements and sexual compulsivity in the literature  
159 (Benostch et al., 1999; Gulleto & Lions, 2005; Kalichman, Greenberg, & Abel,  
160 1997; Kalichman & Rompa, 1995, 2001; Raymond, Coleman, & Miner, 2003).  
161 We calculated test-retest reliability through Pearson's correlation coefficient.

## 162 RESULTS

### 163 Factorial Structure of the SCS

164 We obtained an index of .896 in the Kaiser-Meyer-Olkin test, and Bartlett test  
165 of sphericity results of  $\chi^2(45) = 3551.851, p < .001$ . We therefore concluded  
166 that factor analysis was appropriate.

167 We performed a factor analysis by extracting the principal components  
168 with varimax rotation, revealing a two-factor solution with eigenvalues higher  
169 than one, which explained 52.74% of total variance (Table 2). The first fac-  
170 tor, with an eigenvalue of 4.237, accounted for 42.37% of the variance and  
171 included five items (1, 2, 3, 4, and 10) that represented an "interference of  
172 sexual behavior" whereby sexual compulsivity caused interpersonal relation-  
173 ship problems and social maladjustment. The second one, with an eigenvalue  
174 of 1.037, accounted for 10.37% of variance and represented a "failure to con-  
175 trol sexual impulses" and entailed personal discomfort associated with sexual  
176 compulsivity (Items 5, 6, 7, 8, and 9).

### 177 Descriptive Analysis of Items

178 In the total sample, the ratings given to the items ranged between 1.141 and  
179 1.623 Table 3 shows that Items 5 and 6 had the highest scores and Items 2  
180 and 4 had the lowest. In the men sample, the scores ranged between 1.24  
181 and 1.84. Items 6 and 9 scored higher, while Items 2 and 4 scored lower. In  
182 the female sample, Items 5 and 6 were rated higher. In both samples, Items  
183 2 and 4 were rated lower.

### 184 Internal Consistency

185 To analyze internal consistency, we calculated Cronbach's alpha coefficient  
186 for total scale ( $\alpha = .837$ ). Correlations of individual items with corrected total

**TABLE 2.** Results of a Principal Components Analysis

Subscale and items	Factor 1	Factor 2	Communalities
Interference of sexual behavior			
1. My sexual appetite has gotten in the way of my relationships.	<b>0.690</b>	0.221	0.525
2. My sexual thoughts and behaviors are causing problems in my life.	<b>0.751</b>	0.128	0.581
3. My desires to have sex have disrupted my daily life.	<b>0.674</b>	0.315	0.553
4. I sometimes fail to meet my commitments and responsibilities because of my sexual behaviors.	<b>0.603</b>	0.174	0.394
10. It has been difficult for me to find sex partners who desire having sex as much as I want to.	<b>0.547</b>	0.223	0.349
Failure to control sexual impulses			
5. I sometimes get so horny I could lose control.	0.118	<b>0.765</b>	0.600
6. I find myself thinking about sex while at work.	0.181	<b>0.708</b>	0.534
7. I feel that my sexual thoughts and feeling are stronger than I am.	0.265	<b>0.773</b>	0.669
8. I have to struggle to control my sexual thoughts and behavior.	0.399	<b>0.682</b>	0.624
9. I think about sex more than I would like to.	0.413	<b>0.524</b>	0.445

187 score of the SCS, that is, the total score regardless of the item concerned,  
 188 ranged between 0.434 and 0.675 (see Table 3). In the interference subscale,  
 189 correlations ranged between 0.402 and 0.549. In the failure to control sexual  
 190 impulses subscale, correlations ranged between 0.505 and 0.661.

### 191 Construct Validity

192 To examine convergent validity, we used data from 300 participants who  
 193 answered the SCS, the Sexual Sensation Seeking Scale (Kalichman & Rompa,  
 194 1995), the Beck Depression Inventory (Beck et al., 1979), and the Cues-  
 195 tionario de Prevención del Sida (Ballester et al., 2004). Of total participants,  
 196 18 were removed because of a failure to respond to all items in the ques-  
 197 tionnaires. Therefore, we used data from 282 participants.

### 198 Convergent Validity

199 We calculated convergent validity using Pearson's correlation coefficient be-  
 200 tween the SCS, the Sexual Sensation Seeking Scale (Kalichman & Rompa,  
 201 1995), the Beck Depression Inventory (Beck et al., 1979) and the number  
 202 of sexual partners, an item included in CPS (Ballester et al., 2004). Sexual



**TABLE 3.** Descriptive Analysis of Items

Item	Total ( <i>N</i> = 1,196)		Men ( <i>n</i> = 302)		Women ( <i>n</i> = 891)		Item-to-total correlation for Sexual Compulsivity Scale	Item-to-total correlation for Factor 1	Item-to-total correlation for Factor 2
	<i>M</i>	<i>SD</i>	<i>M</i>	<i>SD</i>	<i>M</i>	<i>SD</i>			
1. My sexual appetite has gotten in the way of my relationships.	1.192	0.512	1.37	0.65	1.13	0.44	0.530	0.542	
2. My sexual thoughts and behaviors are causing problems in my life.	1.159	0.466	1.27	0.60	1.12	0.40	0.493	0.524	
3. My desires to have sex have disrupted my daily life.	1.185	0.487	1.35	0.65	1.13	0.40	0.584	0.549	
4. I sometimes fail to meet my commitments and responsibilities because of my sexual behaviors.	1.141	0.407	1.24	0.52	1.10	0.36	0.434	0.424	
5. I sometimes get so horny I could lose control.	1.515	0.787	1.67	0.91	1.46	0.74	0.525		0.546
6. I find myself thinking about sex while at work.	1.623	0.801	1.84	0.88	1.55	0.76	0.536		0.545
7. I feel that my sexual thoughts and feeling are stronger than I am.	1.285	0.587	1.47	0.74	1.22	0.51	0.650		0.661
8. I have to struggle to control my sexual thoughts and behavior.	1.288	0.573	1.50	0.75	1.22	0.47	0.675		0.642
9. I think about sex more than I would like to.	1.434	0.722	1.75	0.86	1.33	0.64	0.560		0.505
10. It has been difficult for me to find sex partners who desire having sex as much as I want to.	1.249	0.598	1.53	0.78	1.16	0.50	0.435	0.402	

203 compulsivity rarely—if ever—stands alone. There are often comorbid issues  
204 in sexual compulsivity such as sexual dysfunction, physiological issues, other  
205 substances or addictions, depression and anxiety, or posttraumatic stress dis-  
206 order (Delmonico & Griffin, 2011). Furthermore, there are several studies in  
207 literature that have concluded that sexual compulsivity and sexual sensation  
208 seeking had a significant contribution to realization of sexual risk behaviors  
209 (Beck, Thombs, Mahoney, & Fingar, 1995; Reece et al., 2001). As expected,  
210 our results show that the scale had a significant positive correlation with  
211 Sexual Sensation Seeking Scale ( $r = 0.444$ ,  $p < .000$ ), Beck Depression In-  
212 ventory ( $r = 0.161$ ,  $p < .007$ ) and with the number of sexual partners, an  
213 item of Cuestionario de Prevención del Sida ( $r = .203$ ,  $p < .001$ ).

#### 214 Test–Retest Reliability

215 Of the total sample ( $N = 1,196$ ), 100 young people answered the SCS a  
216 week later, but 9 of these were excluded because of their failure to answer  
217 any of the items. We therefore analyzed test–retest reliability with 91 partici-  
218 pants by calculating Pearson’s correlation coefficient. There were significant  
219 correlations in both total scale and subscales between the two occasions of  
220 administration. Thus, correlation between total scale score in each pass was  
221  $0.725$  ( $p < .01$ ).

222

## DISCUSSION

223 In previous studies, Kalichman and Cain (2004) and McBride et al. (2008)  
224 found a two-factor solution for the SCS. Both called these factors in the  
225 same way: Factor 1 was called *social disruptiveness* and Factor 2 was called  
226 *personal discomfort*. However, some items (2, 5, 6, and 7) are grouped  
227 on opposite factors on these studies. In our study, there is also a two-  
228 factor solution, but we have named them differently. Factor 1 was labeled as  
229 *interference of sexual behavior*, while Factor 2 was called “*failure to control*  
230 *sexual impulses*” When analyzing the two factors obtained, it is apparent that  
231 they both reflect variations in factor loadings of individual items compared  
232 to those obtained in the study by McBride et al. (2008), which was also  
233 conducted with a sample of young people. However, our results are similar  
234 to those obtained by Kalichman and Cain (2004) in a sample of men and  
235 women receiving services from sexually transmitted infection clinic with  
236 different ages to those in our study. There is a difference in factor loading of  
237 Item 10, “It has been difficult for me to find sex partners who desire having  
238 sex as much as I want to.” The item belongs to the *personal discomfort* factor  
239 in the study of Kalichman et al. (2004), while it belongs to the *interference*  
240 *of sexual behavior* factor in our sample.

241 Relating to descriptive analysis of the items, the sample of the present  
242 study has the lowest scores of sexual compulsivity compared with other  
243 samples in other studies.

244 Because sexual compulsivity has been associated to risky sexual behav-  
245 iors and increased sexual frequency, it is reasonable that means obtained  
246 in the college students sample were lower than those of other that assessed  
247 M/MSMW campus cruisers (Reece & Dodge, 2004), people living with HIV  
248 (Benotsch, Kalichman, & Pinkerton, 2001; Kalichman & Rompa, 2001; Reece,  
249 2003) or gay/bisexual male sex workers (Parson et al., 2001). In contrast, it  
250 is important to note that in all studies the mean score of sexual compulsivity  
251 is higher in men than in women; educational and social factors may possibly  
Q9 252 account for these differences.

253 In terms of reliability, SCS has shown good internal consistency in total  
254 scale ( $\alpha = .837$ ) and in subscales. (Internal consistency of the scale obtained  
255 in this study is slightly higher than that found by Dodge et al. (2004) among  
256 students aged 18 to 25 years old ( $\alpha = .82$ ). However, our result is slightly  
257 lower than the pilot study of the scale undertaken by Kalichman et al. (1994)  
258 in which participants were sexually active men who considered themselves  
259 homosexual ( $\alpha = .89$ ). It was also been slightly lower than the original study  
260 by Kalichman and Rompa (1995) of gay men ( $\alpha = .86$ ) and of primarily  
261 African American men and women in inner-city areas on low incomes ( $\alpha =$   
262  $.88$ ). In any case, few differences are mere hundredths, that is, the results  
263 are virtually identical.

264 In relation to convergent validity, this study found significant relation-  
265 ships between SCS and another measures. As expected, the Sexual Sensation  
266 Seeking Scale, the number of sexual partners and the participation in risky  
267 behavior correlated positively and significantly with SCS. Our result is con-  
268 sistent with those obtained in previous studies, where it was concluded that  
269 the Sensation seeking and sexual compulsivity had a significant contribution  
270 to realization of risky sexual behaviors (Beck et al, 1995; Reece et al., 2001).  
271 In another study, age, sexual sensation seeking, and sexual compulsivity  
272 were shown as predictors of risk behaviors (Gullette & Lyons, 2005). Refer-  
273 ring to depression, our results show significant positive correlations between  
274 this variable and sexual compulsivity. This is also in line with the literature  
275 reviewed. Across studies, people with high scores on compulsivity have  
276 extremely high rates of psychological disorders, in particular depression,  
277 anxiety disorders and substance use disorders (Black et al., 1997; Raymond  
278 et al., 2003).

279 As for the scale's temporal stability, the results of this study show that  
280 it is high for the scale. That value is similar to previous studies (Kalich-  
281 man & Rompa, 1995). The results obtained suggest that the SCS built by  
282 Kalichman et al. (1994) and translated by our team for Spanish population,  
283 is an appropriate measure for evaluating sexual compulsivity related with





284 HIV prevention in young people. The scale shows adequate psychometric  
285 properties.

286 Our study has some limitations that should be considered in future  
287 research, such as number of participants of each sex—there were many  
288 more women than men in this study— and sexual orientation—most of the  
289 individuals in this sample were heterosexual students.

290 It is highly desirable to complete the sample with more men and people  
291 with different sexual orientations. Furthermore, it would be interesting to use  
292 a clinical group of patients suffering from sexual compulsivity to compare  
293 their scores with those of the general population and thus to establish a  
294 cutoff point with greater clinical significance.

295

## REFERENCES

- 296 Ballester, R., Gil, M. D., & Giménez, C. (2007, June). *El "Cuestionario de Prevención*  
297 *del Sida (CPS): Análisis de fiabilidad y validez* [ENGLISH TRANSLATION].  
298 Congreso sobre el sida de la Sociedad Española Interdisciplinaria de Sida,  
299 Sebastián, España.  **Q10**
- 300 Ballester, R., Gil, M. D., Giménez, C., & Ruiz, E. (2009). Actitudes y conductas sex-  
301 uales de riesgo para la infección por VIH/Sida en jóvenes españoles [ENGLISH  
302 TRANSLATION]. *Revista de Psicopatología y Psicología Clínica, 14*, 181–191.  **Q11**
- 303 Ballester, R., Gil, M. D., Guirado, M. C., & Bravo, J. (2004). Eficacia de un programa  
304 de prevención del SIDA dirigido a estudiantes universitarios: Datos preliminares  
305 [ENGLISH TRANSLATION]. *IV Congreso de la Asociación Española de Psicología*  
306 *Clínica y Psicopatología*. Sevilla, 25–27 marzo. p. 63.  **Q12**
- 307 Beck, A. T., Rush, A. J., Shaw, B. F., & Emery, G. (1979). *Cognitive therapy of*  
308 *depression*. New York, NY: Guilford Press.
- 309 Beck, K. H., Thombs, D. L., Mahoney, C. A., & Fingar, K. M. (1995). Social context and  
310 sensation seeking: Gender differences in college students drinking motivations.  
311 *International Journal of Addiction, 30*, 1101–1115.
- 312 Benotsch, E. G., Kalichman, S. C., & Kelly, J. A. (1999). Sexual compulsivity and  
313 substance use in HIV seropositive men who have sex with men: Prevalence  
314 and predictors of high-risk behaviors. *Addictive Behaviors, 24*, 857–868.
- 315 Benotsch, E. G., Kalichman, S. C., & Pinkerton, S. D. (2001). Sexual compulsivity  
316 in HIV-positive men and women: Prevalence, predictors, and consequences of  
317 high-risk behaviors. *Sexual Addiction and Compulsivity, 8*, 83–99.
- 318 Black, D. W., Kehrberg, L. L. D., Flumerfelt, D. L., & Schlosser, S. S. (1997). Charac-  
319 teristics of 36 subjects reporting compulsive sexual behavior. *American Journal*  
320 *of Psychiatry, 154*, 243–249.
- 321 Coleman, E., Miner, M., Ohlerking, F., & Raymond, N. (2001). Compulsive sexual  
322 behavior inventory: A preliminary study of reliability and validity. *Journal of Sex*  
323 *& Marital Therapy, 27*, 325–332.
- 324  lmonico, D. L., & Griffin, E. (2011). *The challenge of treating compulsive sex.*  
325 Retrieved from [http://www.fullspectrumrecovery.com/fullspec/images/stories/](http://www.fullspectrumrecovery.com/fullspec/images/stories/pdfs/Treating%20compulsive%20sex.pdf)  
326 [pdfs/Treating%20compulsive%20sex.pdf](http://www.fullspectrumrecovery.com/fullspec/images/stories/pdfs/Treating%20compulsive%20sex.pdf)

- 327 Dodge, B., Reece, M., Cole, S. L., & Sandfort, T. G. M. (2004). Sexual compulsivity  
328 among heterosexual college students. *Journal of Sex Research, 41*, 343–350.
- 329 Gray, J., & Wilson, M. (2007). A detailed analysis of the reliability and validity of the  
330 sensation seeking scale in a UK sample. *Personality and Individual Differences, 42*,  
331 641–651.
- 332 Grov, C., Parsons, J. T., & Bimbi, D. S. (2010). Sexual compulsivity and sexual risk  
333 in gay and bisexual men. *Archives of Sex Behavior, 39*, 940–949.
- 334 Gullette, D. L., & Lyons, M. A. (2005). Sexual sensation seeking, compulsivity, and  
335 HIV risk behaviors in college students. *Journal of Community Health Nursing, 22*,  
336 47–60.
- 337 Hambleton, R. K., Merenda, P. E., & Spielberger, C. D. (2005). *Adapting educational*  
338 *and psychological tests for cross-cultural assessment*. London, England: Erlbaum.
- 339 Kalichman, S. C., & Cain, D. (2004). The relationship between indicators of sexual  
340 compulsivity and high-risk sexual practices among men and women receiving  
341 services from a sexually transmitted infection clinic. *Journal of Sex Research, 41*,  
342 235–241.
- 343 Kalichman, S. C., Greenberg, J., & Abel, G. G. (1997). HIV-seropositive men who en-  
344 gage in high-risk sexual behavior: Psychological characteristics and implications  
345 for prevention. *AIDS Care, 9*, 441–450.
- 346 Kalichman, S. C., Johnson, J. R., Adair, V., Rompa, D., Multhauf, K., & Kelly, J.  
347 A. (1994). Sexual sensation seeking: Scale and development and predicting  
348 AIDS-risk behavior among homosexually active men. *Journal of Personality*  
349 *Assessment, 62*, 385–397.
- 350 Kalichman, S. C., & Rompa, D. (1995). Sexual sensation seeking and sexual com-  
351 pulsivity scales: Reliability, validity, and predicting HIV risk behavior. *Journal*  
352 *of Personality Assessment, 65*, 586–601.
- 353 Kalichman, S. C., & Rompa, D. (2001). The sexual compulsivity scale: Further devel-  
354 opment and use with HIV-positive persons. *Journal of Personality Assessment, 76*,  
355 379–395.
- 356 Kelly, B. C., Bimbi, D. S., Nanin, J. E., Izienicki, H., & Parsons, J. T. (2009). Sexual  
357 compulsivity and sexual Behaviors among gay and bisexual men and lesbian  
358 and bisexual women. *Journal of Sex Research, 46*, 301–308.
- 359 McBride, K. R., Reece, M., & Sanders, S. A. (2007). Predicting negative outcomes  
360 of sexuality using the Compulsive Sexual Behavior Inventory. *International*  
361 *Journal of Sexual Health, 19*, 51–62.
- 362 McBride, K. R., Reece, M., & Sanders, S. A. (2008). Using the Sexual Compulsivity  
363 Scale to predict outcomes of sexual behavior in young adults. *Sexual Addiction*  
364 *& Compulsivity, 15*, 97–115.
- 365 McCoul, M. D., & Haslam, N. (2001). Predicting high risk sexual behavior in hetero-  
366 sexual and homosexual men: The roles of impulsivity and sensation seeking.  
367 *Personality and Individuals Differences, 31*, 1303–1310.
- 368 Morgenstern, J., Parsons, J., Muench, F., Hollander, E., Bimbi, D., & Irwin, T. (2004,  
369 M<sup>1</sup> (H)). *Understanding and treating compulsive sexual behavior*. Paper pre-  
370 sented at the American Psychiatric Association Annual Conference, New York,  
371 NY.
- Q13 372 Muench, F., Morgenstern, J., Hollander, E., Irwin, T., O'Leary, A., Parsons, J. T., . . .  
373 L<sup>1</sup> (C) The consequences of compulsive sexual behavior: The preliminary

## Sexual Compulsivity Scale

13

- 374 reliability and validity of the Compulsive Sexual Behavior Consequences Scale.  
375 *Sexual Addiction and Compulsivity*, 14, 207–220. **Q14**
- 376 Parsons, J. T., Kelly, B. C., Bimbi, D. S., DiMaria, L., Wainberg, M. L., & Morgenstern,  
377 J. (2008). Explanations for the origins of sexual compulsivity among gay and  
378 bisexual men. *Archives of Sexual Behavior*, 37, 817–826.
- 379 Parsons, J. T., Severino, J. P., Grov, C., Bimbi, D. S., & Morgenstern, J. (2007).  
380 Internet use among gay and bisexual men with compulsive sexual behavior.  
381 *Sexual Addiction & Compulsivity*, 14, 239–256.
- 382 Raymond, N. C., Coleman, E., & Miner, M. H. (2003). Psychiatric comorbidity and  
383 compulsive/impulsive traits in compulsive sexual behavior. *Comprehensive Psy-*  
384 *chiatry*, 44, 370–380.
- 385 Raymond, N. C., Lloyd, M. D., Miner, M. H., & Kim, S. W. (2007). Preliminary report  
386 on the development and validation of the Sexual Symptom Assessment Scale.  
387 *Sexual Addiction and Compulsivity*, 14, 119–129. **Q15**
- 388 Reece, M. (2003). Sexual compulsivity and HIV serostatus disclosure among men  
389 who have sex with men. *Sexual Addiction & Compulsivity*, 10, 1–11. **Q16**
- 390 Reece, M., & Dodge, B. (2004). Exploring indicators of sexual compulsivity among  
391 men who cruise for sex on campus. *Sexual Addiction & Compulsivity*, 11, 1–27.
- 392 Reece, M., Plate, P., L., & Daughtry, M. (2001). HIV prevention and sexual compuls-  
393 sivity: The need for an integrated strategy of public health and mental health.  
394 *Sexual Addiction and Compulsivity*, 8, 157–167.
- 395 Rolison, M. R. (2002). Factors influencing adolescents' decision to engage in risk-  
396 taking behaviors. *Adolescence*, 37, 585–597.
- 397 Sanz, J., & Vázquez, C. (1998). Fiabilidad, validez y datos normativos del inventario  
398 para la depresión de Beck [ENGLISH TRANSLATION]. *Psicothema*, 10, 303–318. **Q17**
- 399

14

*R. B. Arnal et al.*

400

## APPENDIX I

401

## ESCALA DE COMPULSIVIDAD SEXUAL

402

Ballester, Gil, Ruiz, Giménez y Gómez (Traducida de

403

Kalichman et al., 1994)

**Q18** 404 A continuación se presentan una serie de afirmaciones sobre tu compor-  
405 tamiento sexual. Por favor, contesta con sinceridad, tus respuestas son  
anónimas y confidenciales.

	Nada característico de mí	Algo característico de mí	Bastante característico de mí	Muy característico de mí
1. Mi gran apetito sexual ha sido un obstáculo en mis relaciones.	<input type="checkbox"/>	<input type="checkbox"/>	<input type="checkbox"/>	<input type="checkbox"/>
2. Mis pensamientos y comportamientos sexuales me están causando problemas en la vida.	<input type="checkbox"/>	<input type="checkbox"/>	<input type="checkbox"/>	<input type="checkbox"/>
3. Mis deseos de tener sexo han afectado a mi vida cotidiana.	<input type="checkbox"/>	<input type="checkbox"/>	<input type="checkbox"/>	<input type="checkbox"/>
4. A veces no consigo cumplir con compromisos y responsabilidades a causa de mis comportamientos sexuales.	<input type="checkbox"/>	<input type="checkbox"/>	<input type="checkbox"/>	<input type="checkbox"/>
5. A veces llego a ponerme tan caliente que podría perder el control.	<input type="checkbox"/>	<input type="checkbox"/>	<input type="checkbox"/>	<input type="checkbox"/>
6. Me sorprende a mi mismo pensando sobre sexo en el trabajo.	<input type="checkbox"/>	<input type="checkbox"/>	<input type="checkbox"/>	<input type="checkbox"/>
7. Siento que mis pensamientos y sensaciones sexuales son más fuertes que yo.	<input type="checkbox"/>	<input type="checkbox"/>	<input type="checkbox"/>	<input type="checkbox"/>
8. Tengo que luchar para controlar mis pensamientos y comportamientos sexuales.	<input type="checkbox"/>	<input type="checkbox"/>	<input type="checkbox"/>	<input type="checkbox"/>
9. Pienso en sexo más de lo que me gustaría.	<input type="checkbox"/>	<input type="checkbox"/>	<input type="checkbox"/>	<input type="checkbox"/>
10. Me ha resultado difícil encontrar parejas sexuales que desearan tener sexo tanto como yo.	<input type="checkbox"/>	<input type="checkbox"/>	<input type="checkbox"/>	<input type="checkbox"/>

Total score: Sum of all items rated from 1 to 4.

Subscale "Interference": Sum of items 1, 2, 3, 4 and 10.

Subscale "Failure to control sexual impulses": Sum of items 5, 6, 7, 8, 9.

406