

Sexual size dimorphism within species increases with body size in insects

Tiit Teder and Toomas Tammaru

Teder, T. and Tammaru, T. 2005. Sexual size dimorphism within species increases with body size in insects. – *Oikos* 108: 321–334.

Studies examining interspecific differences in sexual size dimorphism (SSD) typically assume that the degree of sexual differences in body size is invariable within species. This work was conducted to assess validity of this assumption. As a result of a systematic literature survey, datasets for 158 insect species were retrieved. Each dataset contained adult or pupal weights of males and females for two or more different subsets, typically originating from different conditions during immature development. For each species, an analysis was conducted to examine dependence of SSD on body size, the latter variable being used as a proxy of environmental quality. A considerable variation in SSD was revealed at the intraspecific level in insects. The results suggest that environmental conditions may strongly affect the degree, though not the direction of SSD within species. In most species, female size appeared to be more sensitive to environmental conditions than male size: with conditions improving, there was a larger relative increase in female than male size. As a consequence, sexual differences in size were shown to increase with increasing body size in species with female-biased SSD (females were the larger sex in more than 80% of the species examined). The results were consistent across different insect orders and ecological subdivisions. Mechanisms leading to intraspecific variation in SSD are discussed. This study underlines the need to consider intraspecific variation in SSD in comparative studies.

T. Teder, Inst. of Botany and Ecology, Univ. of Tartu, Lai 40, EE-51005 Tartu, Estonia (tiit.teder@ut.ee). T. Teder and T. Tammaru, Inst. of Zoology and Botany, Estonian Agricultural Univ., Riia 181, EE-51014 Tartu, Estonia. T. Tammaru also at: Inst. of Zoology and Hydrobiology, Univ. of Tartu, Vanemuise 46, EE-51014 Tartu, Estonia.

The direction and degree of sexual differences in body size vary greatly among different animal taxa (Andersson 1994, Nylin and Wedell 1994). This phenomenon has launched a large number of studies devoted to explaining evolutionary mechanisms underlying among-species patterns of sexual size dimorphism (hence after SSD; e.g. Hurlbutt 1987, Fairbairn 1997, Colwell 2000, Monnet and Cherry 2002). In comparative studies, it is often assumed that SSD has some narrow, species-specific degree, reflecting different selection pressures acting on male and female body sizes (Stamps 1993). Even a cursory survey of published data, however, would provide unambiguous evidence that SSD is far from being uniform at the intraspecific level. Yet, plasticity in

growth patterns underlying within-species variation in SSD remains still rather poorly understood (Badyaev 2002). Insufficient knowledge of within-species level variation is unfortunate per se, but it may also confound understanding of evolutionary mechanisms behind the between-species patterns of SSD (Shine 1990, Stamps 1993, Badyaev 2002).

Sex-related differences in growth patterns form one of the major proximate determinants of SSD (Shine 1990). Hence, intraspecific variation in SSD is likely to arise when growth patterns of males and females differ in their sensitivity to environmental conditions. Sexual differences in the plasticity of growth schedules thus definitely deserve attention in the SSD context. Fortunately, there

Accepted 26 July 2004

Copyright © OIKOS 2005
ISSN 0030-1299

exist a vast number of case studies that have produced data that could be – but have only rarely been – used to assess the effect of environmental conditions on SSD. In studies on insects, it is a common practice to subject different subsets of conspecific individuals to different environmental conditions during their juvenile development. Treatments varying in food quality, juvenile density, some abiotic factors frequently form the core of experimental design in insect ecology. Body size is a common response parameter being measured in these studies, and it is frequently recorded separately for females and males.

In the present study, a systematic literature survey was undertaken to compile a database of studies reporting sex-specific body sizes for at least two different samples, typically differing in environmental conditions during juvenile development. These data were analysed to examine the effect of environmental conditions on within-species SSD in insects.

Material and methods

Database

The database used in this study was compiled on the basis of a systematic literature survey covering major entomological and ecological journals (Appendix 1). It was systematically searched for original case studies in which indices of adult size had been presented separately for males and females, and had been reported for at least two samples of the same insect species. Adult and pupal weights were accepted as indices of body size, whereas any linear measurements were ignored for reasons outlined by Gauld and Fitton (1987).

From each study included, a dataset was extracted consisting of mean weights of the two sexes for as many subsets of individuals (=samples) as presented. If data on more than one species were available in a single paper, data on each species were treated as different datasets. Analogously, datasets of the same species extracted from different studies were also treated as different datasets. The database was limited to numerical presentations of size indices, graphical presentations were not included. Data on larval size were ignored; when data on both pupal and adult weight were available, the information on pupal size was preferred. Data were ignored if body size differences of the samples were due to a factor other than different conditions during immature development (e.g. mated vs non mated individuals; large individuals vs small individuals classified as such by original author). Measurements taken from virus/bacteria-treated samples were also excluded. The database did not include social species (e.g. ants and bees) and species having a more complex size-related caste system than the ordinary male-female dichotomy (primarily aphids). A sample

was ignored if either average weight of males or females was based on less than five individuals.

Most datasets were obtained from studies in which samples of juvenile insects had been assigned to different treatments varying with respect to food availability or quality, larval density, abiotic factors (e.g. temperature, photoperiod) or some other aspects. Species included in the database were sorted by taxonomic affiliation. Where possible, species were further classified according to their larval food resource (phytophages, predators, parasitoids etc.).

Data analysis

SSD for any given sample was expressed as the ratio of mean weight of females over mean weight of males. Accordingly, females were the larger sex when this index exceeded unity, while males were larger when SSD remained below unity. In the analyses, body size was used as a proxy for describing environmental quality (food availability, food quality, photoperiod etc. depending on the particular study): a larger final (either pupal or adult) size was considered to indicate more favourable conditions during the juvenile development (a common practice in insect ecology, Awmack and Leather 2002).

To examine the dependence of SSD on environmental conditions, male size was plotted against female size separately for each species (Fig. 1). In the cases there were more than one dataset available for particular species, only the one based on the largest number of individuals was used. Mean body sizes of males and females in each sample were regarded as independent observations in these analyses. Type II regression had to be used to quantitatively describe the relations between female and male size. This is because as both female and male sizes contained random variation, type I regression would have been an inappropriate technique to estimate regression line parameters (Sokal and Rohlf 1995, Fairbairn 1997). Accordingly, reduced major axis regression was applied for parameter estimation. A freeware add-in for Microsoft Excel (Geometric mean regression add-in for Excel '97 by M. Sawada, Univ. of Ottawa) was utilised for this purpose.

The results of the regression analysis were interpreted as follows (Fig. 1). A positive slope indicated that environmental conditions affected female and male size in the same direction, i.e. male size increased with female size increasing. Such a result allowed to unambiguously rank samples according to favourability of environmental conditions. Furthermore, a zero intercept implied proportional increase of male and female sizes with conditions improving. A positive intercept indicated that female size increased relatively faster than male size, the former being then more sensitive to environmental

conditions. A negative intercept indicated the opposite tendency.

These parameters allowed us to reach conclusions about the dependence of SSD on environmental conditions. In particular, it is easy to see that sex-related differences in sensitivity of body size to environmental conditions should lead to different female/male size ratios in different environments. Accordingly, with environmental quality increasing, higher sensitivity of female body size would lead to more pronounced SSD in species with female-biased SSD, whereas size ratio would decrease in species with male-biased SSD. The opposite logic would apply, if male body size appeared to be more sensitive to environmental quality.

All conclusions concerning dependence of SSD on body size, and environmental conditions, were made at the meta level. The vote counting method (Wang and Bushman 1999) was used for this purpose (positive slopes vs negative slopes; positive intercepts vs negative intercepts). The actual proportions of these votes were tested against the 1:1 ratio using chi-square test. The parameters of each within-species relationship were regarded as single observations irrespective their statistical significance. Such an approach was taken because, in most species, the number of independent samples was insufficient to draw meaningful conclusions about the statistical significance of the relationships at the intraspecific level.

To find out if there exist any significant differences in SSD between samples, standard error of female/male size ratio was estimated for each sample as based on the values of reported summary statistics (means, some statistic describing size variation and sample size) (Bevington 1969 for formula). The judgements about statistical significance of the differences in SSD among different samples were made examining the mean standard error multiplied by 1.39 (Goldstein and Healy 1995, Payton et al. 2003). Differences in SSD were regarded significant, if the intervals of female/male ratios calculated for samples with the largest and the smallest average female sizes did not overlap. Selecting the samples on the basis of values of female size (not SSD) allowed us to consider the contrasts as planned comparisons with no post-hoc adjustments necessary. Where a dataset included samples with both female- and male-biased SSD, 95% confidence intervals (SE multiplied by 1.96) were calculated to decide, if intraspecific SSD would significantly deviate from unity in one or both directions. It has to be noted that only an approximation of standard error can be calculated for a ratio when raw data are unavailable. However, as stressed above, the conclusions of this study rely on meta-level generalizations rather than statistical significance in any within-species level analysis.

Results

General patterns of SSD

As a result of the literature search, data fulfilling the selection criteria (weights of conspecific females and males for at least two samples) were found for 158 insect species (Appendix 2). The number of samples per one dataset ranged from 2 to 32 (median: 4, average: 4.8) in different species. The total number of individuals measured per one dataset varied between 28 and 2782; however, for 19% of datasets included, this parameter was unavailable.

In the majority of species, the direction of sexual differences in body size was consistent across samples, SSD being either invariably female-biased (129 species, 81.6%) or male-biased (12 species, 7.6%). Seventeen species (10.8%) showed female-biased SSD in some samples, while male-biased SSD was found in others. Of these, the datasets of 12 species were represented by samples significantly differing from unity in one, but not in the other direction. Accordingly, these 12 species were treated either as species with female-biased (7 species) or male-biased (5 species) SSD in further analyses. Three species showed no significant deviation of SSD from unity in either direction. The datasets of two species were represented by samples with both significantly male- and female-biased SSD (Ferguson et al. 1994: *Spodoptera frugiperda*, Zangger et al. 1994: *Poecilus cupreus*). Such bidirectional pattern was associated with species in which size differences between sexes were relatively limited (female/male ratio of samples ranging from 0.89 to 1.06). These two species, as well as those three species with SSD deviating from unity in neither direction, were ignored in the analyses in which species were classified by the direction of SSD.

The degree of intraspecific variation in SSD shown by different species ranged from a very subtle to more than a 1.8-fold difference between maximum and minimum SSD. Significant differences in SSD were found in 37 species out of 149 (25%) for which it was possible to calculate standard errors of female/male size ratios (Data analysis).

SSD and environmental conditions

Regressing (type II) male size on female size within species yielded a positive slope for 142 species (90%) and a negative slope for 14 species (9%). In two species, male size was independent of female size (female size reported as invariable across samples). Thus, in most species, environmental conditions affected female and male sizes in the same direction. The negative slopes were, most likely, occasional in the majority of cases, resulting from low among-samples variation in body size coupled with small sample sizes. The species with negative slope were

ignored in further analyses, because there was no straightforward way to determine in which direction environmental conditions improved.

Of the species with a positive slope, the regression line had a positive intercept in 98 species (69%) and a negative intercept in 44 species (31%). The proportions of positive and negative intercepts differed significantly ($df=1$, $\chi^2=20.5$, $p<0.001$). These proportions were even more biased towards positive intercepts in species for which significant differences in SSD were found: positive intercepts were detected in 30 species, whereas negative ones in as few as two. This suggests that in most species, female size increased more than proportionally with male size (Fig. 1). The results were consistent both across different taxa (Fig. 2) as well as across different feeding guilds (Fig. 3). In species with female-biased SSD, a positive intercept was found in 87 species (70%), and a negative one in 37 species (30%) ($df=1$, $\chi^2=20.2$, $p<0.001$). In these species, a positive intercept indicated that SSD increased with increasing body size (Fig. 1). In species with male-biased SSD, a positive intercept was found in eight species (57%) and a negative one in six species (43%). However, it can be easily seen that in these species, a positive intercept implied a decline in SSD with increasing size. When species were classified by maximum SSD across samples, a tendency appeared for species with more female-biased SSD to be more likely exhibiting an increase in SSD in response to body size increase (Fig. 4).

Phylogenetic aspects

In the present study, species were treated as independent observations which is known to be problematic (Harvey and Pagel 1991, Martins 1996). Unfortunately, since

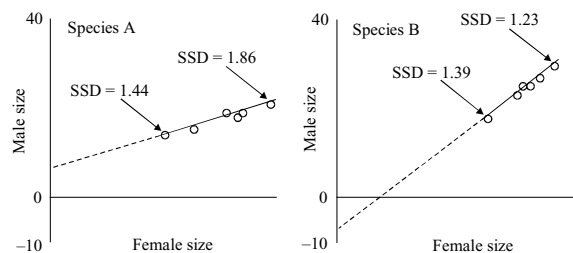


Fig. 1. Examples of reduced major axis regression models describing the relationship between female and male sizes. Both species are with female-biased SSD, each circle represents one sample. Species A has a positive intercept indicating that female size increases relatively faster, and is thus more sensitive to environmental conditions than male size. As a result, sexual differences in body size will increase with size. Species B has a negative intercept implying that male size is more sensitive to environmental conditions. As a result, SSD declines with body size increasing. A positive slope in both species suggests that female and male sizes respond to changes in environmental quality in the same direction.

phylogenies are available for a limited number of insect taxa, comparative methods could not be used in the present analyses. However, this shortcoming should be mitigated by a large number of species used in this study widely spread over major insect orders, and the consistency of the results across orders (Fig. 2). Moreover, high intraspecific variability compared to interspecific variability with respect to SSD allowed us to consider the use of phylogenetic approach less vital (Björklund 1997).

Discussion

The present study revealed a considerable intraspecific variation in SSD in insects. The degree of intraspecific variation, however, greatly varied among species. For example, a hymenopterous parasitoid (Otto and Mackauer 1998) exhibited an as large as 1.8-fold difference between samples with minimum and maximum SSD while a coccinellid beetle showed virtually no variation in SSD across samples despite an 1.2-fold difference between samples in female sizes (Ueno et al. 1999). In contrast, with rare exceptions, the direction of intraspecific SSD appeared to be invariable.

In most species with female-biased SSD, female size increased more than proportionally with male size increasing. As a consequence, sexual differences in size tended to increase with increasing body size in these species. The few species with male-biased SSD showed no consistent pattern. The qualitative patterns did not vary across major insect orders and feeding guilds. The more female-biased SSD was found in a species, the higher was the probability that female size revealed higher sensitivity to environmental conditions.

The present results suggest that environmental conditions are unlikely to influence the direction of sexual differences in body size. The few exceptions showing a bidirectional pattern of size differences were associated

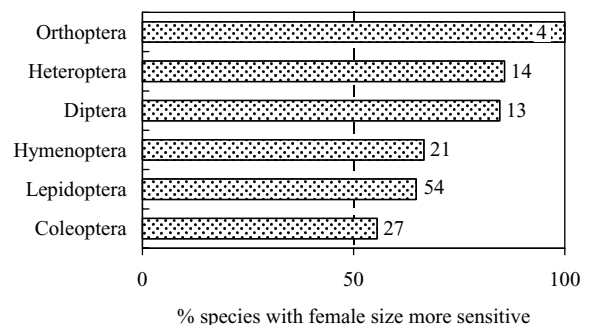


Fig. 2. Percentage of species with female size being more sensitive to environmental quality than male size. Figures next to the bars are species numbers. Species are classified according to their taxonomic affiliation.

with species with low sexual dimorphism. The qualitative conclusions of studies addressing questions about the direction of SSD at the interspecific level are thus unlikely to be influenced by intraspecific variation in SSD. In contrast, the effect of environmental conditions on the degree of sexual differences appears to be common and remarkable. Significant differences in SSD among samples were found in about 25 per cent of the species analysed. Considering the circumstantial nature of the data with respect to plasticity in SSD, this percentage is likely to underestimate rather than overestimate the commonness of differences in SSD within species. The high plasticity of SSD implies that intraspecific variation in SSD cannot be neglected in studies addressing questions about the causes of interspecific variation in SSD.

There is definitely a need to find both proximate and evolutionary explanations to the revealed patterns. Why do females remain relatively smaller in poorer conditions? Why is the size of females more sensitive to environmental factors? There is hardly a common answer applicable to all cases in which this pattern emerges, but a few scenarios appear likely. If the female is the larger sex, then there are reasons to believe that the optimal size for a female adult is larger than that for a male. It is perhaps reasonable to assume that under favourable conditions, both sexes come close to achieve their optima. As the environmental quality declines, the females should attain equal relative weight surplus relative to males to keep the SSD unchanged. The costs of doing so are likely to be higher in poorer environments, just because it would take more time, and mortality risk scales with time. Since the corresponding benefit – a certain relative increase in body size – does not necessarily change, increasing costs alone should lead to a lower optimal value of size for females, relative to that of males. Alternatively, females often have different nutritional needs than males (Stockhoff 1993, Mira 2000, Telang et al. 2001, Moreau et al. 2003) being typically more dependent on nutrients of limited avail-

ability, e.g. nitrogen. Such dietary differences may imply that any equal decrease in food quality translates to more severe drawback from female's point of view.

Yet, there was a considerable proportion of species with female-biased SSD demonstrating an opposite tendency – male size being more sensitive to environmental conditions. Moreover, patterns like this have been documented also in some earlier studies (Mackauer 1996, Blanckenhorn 1997, Morin et al. 1999). In such a case, it is likely that considerations over the optimal timing of maturation enter the play. The reason for it is the frequent occurrence of strong selection for protandry, i.e. in favour of emergence of males before females (Fagerström and Wiklund 1982, Zonneveld 1996). If strong enough, development time limitations may start to constrain achieving target size more in males than in females. This, in turn would lead to a decline in SSD with increasing body size in species with female-biased SSD.

Alternatively to the plastic changes in reaction norms, intraspecific genetic differentiation or differential survival might explain intraspecific variation in SSD (Shine 1990, Madsen and Shine 1993). Yet, neither of these mechanisms is a likely cause behind the patterns of SSD observed in this study. In the majority of species analysed, different samples measured came from the same population proposing no role for intraspecific genetic differentiation. Neither can intraspecific variation in SSD be ascribed to differential survival in different environments, since in most species, samples were reared under laboratory conditions.

One might wonder if the patterns of SSD observed at the intraspecific level contradict regularities found in SSD at the among-species level. In particular, Rensch's rule states that when comparing different species, SSD tends to increase with body size in clades in which males are the larger sex, and decrease in clades in which females are the larger sex (Abouheif and Fairbairn 1997, Fairbairn 1997). The results of this work – species with female-biased SSD showing an increase in SSD



Fig. 3. Percentage of species with female size being more sensitive to environmental quality than male size. Figures next to the bars are species numbers. Species are divided into feeding guilds.

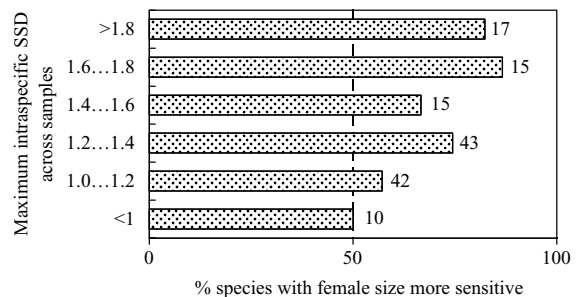


Fig. 4. Percentage of species with female size being more sensitive to environmental quality than male size. Figures next to the bars are species numbers. Species are classified according to the largest intraspecific SSD across the samples available (SSD > 1, if females are the larger sex, and SSD < 1, if males are the larger sex).

with increasing body size – seem to be inconsistent with Rensch's rule. This contradiction, however, would be only apparent. The application of Rensch's rule to explain within-species patterns of SSD (in fact, within-population patterns, above) is of questionable relevancy due to principal differences in underlying mechanisms (evolutionary vs ontogenetic).

Acknowledgements – We thank W. Blanckenhorn for useful discussions, and M. Sawada and S. C. Dudley for statistical help. The study was supported by grants no. 4998 and 5746 from Estonian Science Foundation.

References

- Abouheif, E. and Fairbairn, D. J. 1997. A comparative analysis of allometry for sexual size dimorphism. – *Am. Nat.* 149: 540–562.
- Agrell, J., McDonald, E. P. and Lindroth, R. L. 2000. Effects of CO₂ and light on tree phytochemistry and insect performance. – *Oikos* 88: 259–272.
- Anazonwu, D. L. and Johnson, S. J. 1986. Effects of host and density on larval color, size, and development of the velvetbean caterpillar, *Anticarsia gemmatalis* (Lepidoptera: Noctuidae). – *Environ. Entomol.* 15: 779–783.
- Anderbrant, O., Schlyter, F. and Birgersson, G. 1985. Intraspecific competition affecting parents and offspring in the bark beetle *Ips typographus*. – *Oikos* 45: 89–98.
- Anderson, P. and Löfqvist, J. 1996. Asymmetric oviposition behaviour and the influence of larval competition in the two pyralid moths *Ephestia kuehniella* and *Plodia interpunctella*. – *Oikos* 76: 47–56.
- Andersson, M. 1994. Sexual selection. – Princeton Univ. Press.
- Arthur, A. P. and Wylie, H. G. 1959. Effects of host size on sex ratio, development time and size of *Pimpla turionellae* (L.) (Hymenoptera: Ichneumonidae). – *Entomophaga* 4: 297–301.
- Asaro, C. and Berisford, C. W. 2001. Seasonal changes in adult longevity and pupal weight of the Nantucket pine tip moth (Lepidoptera: Tortricidae) with implications for interpreting pheromone trap catch. – *Environ. Entomol.* 30: 999–1005.
- Auerbach, M. and Alberts, J. D. 1992. Occurrence and performance of the aspen blotch miner, *Phyllonorycter salicifoliella*, on three host-tree species. – *Oecologia* 89: 1–9.
- Awmack, C. S. and Leather, S. R. 2002. Host plant quality and fecundity in herbivorous insects. – *Annu. Rev. Entomol.* 47: 817–844.
- Badyaev, A. V. 2002. Growing apart: an ontogenetic perspective on the evolution of sexual size dimorphism. – *Trends Ecol. Evol.* 17: 369–378.
- Baker, J. E. 1986. Influence of larva weight and temperature change on survival and pupation in black carpet beetle (Coleoptera; Dermestidae). – *Environ. Entomol.* 15: 1166–1170.
- Barros-Bellanda, H. C. H. and Zucoloto, F. S. 2001. Influence of chorion ingestion on the performance of *Ascia monuste* and its association with cannibalism. – *Ecol. Entomol.* 26: 557–561.
- Beckwith, R. C. 1982. Effects of constant laboratory temperatures on the Douglas-fir tussock moth (Lepidoptera: Lymantriidae). – *Environ. Entomol.* 11: 1159–1163.
- Bevington, P. R. 1969. Data reduction and error analysis for physical sciences. – McGraw Hill.
- Björklund, M. 1997. Are 'comparative methods' always necessary? – *Oikos* 80: 607–612.
- Blackmer, J. L. and Byrne, D. N. 1999. The effect of *Bemisia tabaci* on amino acid balance in *Cucumis melo*. – *Entomol. Exp. Appl.* 93: 315–319.
- Blanckenhorn, W. U. 1997. Altitudinal life history variation in the dung flies *Scatophaga stercoraria* and *Sepsis cynipsea*. – *Oecologia* 109: 342–352.
- Bonjour, E. L. and Fargo, W. S. 1989. Host effects on the survival and development of *Anasa tristis* (Heteroptera: Coreidae). – *Environ. Entomol.* 18: 1083–1085.
- Brakefield, P. M. and Mazzotta, V. 1995. Matching field and laboratory environments: effects of neglecting daily temperature variation on insect reaction norms. – *J. Evol. Biol.* 8: 559–573.
- Brodeur, J., Geervliet, J. B. F. and Vet, L. E. M. 1998. Effects of *Pieris* host species on life history parameters in a solitary specialist and gregarious generalist parasitoid (*Cotesia* species). – *Entomol. Exp. Appl.* 86: 145–152.
- Bryant, S. R., Bale, J. S. and Thomas, C. D. 1999. Comparison of development and growth of nettle-feeding larvae of Nymphalidae (Lepidoptera) under constant and alternating temperature regimes. – *Eur. J. Entomol.* 96: 143–148.
- Campbell, I. M. 1989. Does climate affect host-plant quality? Annual variation in the quality of balsam fir as food for spruce budworm. – *Oecologia* 81: 341–344.
- Carriere, Y. 1992. Host plant exploitation within a population of a generalist herbivore, *Choristoneura rosaceana*. – *Entomol. Exp. Appl.* 65: 1–10.
- Chaplin, S. B. and Chaplin, S. J. 1981. Comparative growth energetics of a migratory and nonmigratory insect: the milkweed bugs. – *J. Anim. Ecol.* 50: 407–420.
- Codella Jr., S. G. and Raffa, K. F. 1995. Host plant influences on chemical defence in conifer sawflies (Hymenoptera: Diprionidae). – *Oecologia* 104: 1–11.
- Colineau, B. and Lieutier, F. 1994. Production of *Ophiostoma*-free adults of *Ips sexdentatus* Boern. (Coleoptera: Scolytidae) and comparison with naturally contaminated adults. – *Can. Entomol.* 126: 103–110.
- Colwell, R. K. 2000. Rensch's rule crosses the line: convergent allometry of sexual size dimorphism in hummingbirds and flower mites. – *Am. Nat.* 156: 495–510.
- Corrigan, J. E. and Lashomb, J. H. 1990. Host influences on the bionomics of *Edovum puttleri* (Hymenoptera: Eulophidae): effects on size and reproduction. – *Environ. Entomol.* 19: 1496–1502.
- Daugherty, M. P. and Juliano, S. A. 2002. Testing for context-dependence in a processing chain interaction among detritus-feeding aquatic insects. – *Ecol. Entomol.* 27: 541–553.
- Desroches, P. and Huignard, J. 1991. Effect of larval density on development and induction of reproductive diapause in *Bruchidius atrolineatus*. – *Entomol. Exp. Appl.* 61: 255–263.
- Dindo, M. L., Farneti, R. and Baronio, P. 2001. Rearing of the pupal parasitoid *Brachymeria intermedia* on veal homogenate-based artificial diets: evaluation of factors affecting effectiveness. – *Entomol. Exp. Appl.* 100: 53–61.
- Dubois, T., Hajek, A. E. and Smith, S. 2002. Methods for rearing the Asian longhorned beetle (Coleoptera: Cerambycidae) on artificial diet. – *Ann. Entomol. Soc. Am.* 95: 223–230.
- Ellsbury, M. M., Burkett, G. A. and Davis, F. M. 1989. Development and feeding behavior of *Heliothis zea* (Lepidoptera: Noctuidae) on leaves and flowers of crimson clover. – *Environ. Entomol.* 18: 323–327.
- Ernsting, G., Isaaks, J. A. and Berg, M. P. 1992. Life cycle and food availability indices in *Nephiophilus biguttatus* (Coleoptera: Carabidae). – *Ecol. Entomol.* 17: 33–42.
- Ewete, F. K., Arnason, J. T., Larson, J. et al. 1996. Biological activities of extracts from traditionally used Nigerian plants against the European corn borer. – *Entomol. Exp. Appl.* 80: 531–537.

- Fagerström, T. and Wiklund, C. 1982. Why do males emerge before females? Protandry as a mating strategy in male and female butterflies. – *Oecologia* 52: 164–166.
- Fairbairn, D. J. 1997. Allometry for sexual size dimorphism: pattern and process in the coevolution of body size in males and females. – *Annu. Rev. Ecol. Syst.* 28: 659–687.
- Fajer, E. D., Bowers, M. D. and Bazzaz, F. A. 1991. The effects of enriched CO₂ atmospheres in the buckeye butterfly, *Junonia coenia*. – *Ecology* 72: 751–754.
- Ferguson, H. J., Eaton, J. L., Rogers, C. E. et al. 1994. Rearing density effects on pupal weight, wing width, development, and female adult activity of the fall armyworm (Lepidoptera: Noctuidae). – *Ann. Entomol. Soc. Am.* 87: 823–830.
- Fiedler, K. and Hölldobler, B. 1992. Ants and *Polyommatus icarus* immatures (Lycaenidae) – sex-related development benefits and costs of ant attendance. – *Oecologia* 91: 468–473.
- Fischer, K. and Fiedler, K. 2000. Response of the copper butterfly *Lycaena tityrus* to increased leaf nitrogen in natural food plants: evidence against the nitrogen limitation hypothesis. – *Oecologia* 124: 235–241.
- Fitzpatrick, S. M. and Troubridge, J. T. 1993. Fecundity, number of diapause eggs, and egg size of successive generations of the blackheaded fireworm (Lepidoptera: Tortricidae) on cranberries. – *Environ. Entomol.* 22: 818–823.
- Floate, K. D., Kearsley, M. J. C. and Whithma, T. G. 1993. Elevated herbivory in plant hybrid zones: *Chrysomela confluenta*, *Populus*, and phenological sinks. – *Ecology* 74: 2056–2065.
- Fortin, M. and Mauffette, Y. 2001. Forest edge effects on the biological performance of the forest tent caterpillar (Lepidoptera: Lasiocampidae) in sugar maple stands. – *Écoscience* 8: 164–172.
- Franca, F. H., Plaisted, R. L., Roush, R. T. et al. 1994. Selection response of the Colorado potato beetle for adaptation to the resistant potato, *Solanum berthaultii*. – *Entomol. Exp. Appl.* 73: 101–109.
- Fraser, A. M., Axén, A. H. and Pierce, N. E. 2001. Assessing the quality of different ant species as partners of a myrmecophilous butterfly. – *Oecologia* 129: 452–460.
- Frick, K. E. and Wilson, R. F. 1982. Some factors influencing the fecundity and flight potential of *Bactra verutana*. – *Environ. Entomol.* 11: 181–186.
- Fukuda, H. and Hiji, N. 1996. Different parasitism patterns of two hymenopterous parasitoids (Ichneumonidae and Ibalidae) depending on the development of *Sirex nitobei* (Hym., Siricidae). – *J. Appl. Entomol.* 120: 301–305.
- Gaaboub, I. A. and Hayes, D. K. 1984. Biological activity of azadirachtin, component of the neem tree inhabiting molting in the face fly, *Musca autumnalis* De Geer (Diptera: Muscidae). – *Environ. Entomol.* 13: 803–812.
- Garcia, R., Voigt, W. G., Colwell, A. E. et al. 1992. Relationship between flowering of wild rice and larval mosquito (Diptera: Culicidae) abundance in California. – *Environ. Entomol.* 21: 1294–1300.
- Gauld, I. D. and Fitton, M. G. 1987. Sexual dimorphism in Ichneumonidae: a response to Hurlbutt. – *Biol. J. Linn. Soc.* 31: 291–300.
- Gebhardt, M. D. and Stearns, S. C. 1988. Reaction norms for developmental time and weight at eclosion in *Drosophila mercatorum*. – *J. Evol. Biol.* 1: 335–354.
- Geervliet, J. B. F., Verdel, M. S. W., Snellen, H. et al. 2000. Coexistence and niche segregation by field populations of the parasitoids *Cotesia glomerata* and *C. rubecula* in the Netherlands: predicting field performance from laboratory data. – *Oecologia* 124: 55–63.
- Giblin-Davis, R. M., Gerber, K. and Griffith, R. 1989. Laboratory rearing of *Rhynchophorus cruentatus* and *R. palmarum* (Coleoptera: Curculionidae). – *Fla. Entomol.* 72: 480–488.
- Glen, D. M. 1977. Ecology of the parasites of a predatory bug, *Blepharidopterus angulatus* (Fall.). – *Ecol. Entomol.* 2: 47–55.
- Goldstein, H. and Healey, M. J. R. 1995. The graphical presentation of a collection of means. – *J. R. Statist. Soc. A* 158: 175–177.
- Gotthard, K. 1998. Life history plasticity in the satyrine butterfly *Lasiommata petropolitana*: investigating an adaptive reaction norm. – *J. Evol. Biol.* 11: 21–39.
- Goverde, M., Erhardt, A. and Niklaus, P. A. 2002. In situ development of a satyrid butterfly on calcareous grassland exposed to elevated carbon dioxide. – *Ecology* 83: 1399–1411.
- Gunderson, C. A., Samuelian, J. H., Evans, C. K. et al. 1985. Effects of the mint monoterpene pulegone on *Spodoptera eridania* (Lepidoptera: Noctuidae). – *Environ. Entomol.* 14: 859–863.
- Hamilton, J. G. and Zalucki, M. P. 1993. Interactions between a specialist herbivore, *Crocosema plebejana*, and its host plants *Malva parviflora* and cotton, *Gossypium hirsutum*: larval performance. – *Entomol. Exp. Appl.* 66: 199–205.
- Hanhimäki, S. and Senn, J. 1992. Sources of variation in rapidly inducible responses to leaf damage in the mountain birch–insect herbivore system. – *Oecologia* 91: 318–331.
- Hanhimäki, S., Senn, J. and Haukioja, E. 1994. Performance of insect herbivores on hybridizing trees: the case of the subarctic birches. – *J. Anim. Ecol.* 63: 163–175.
- Harrison, S. 1995. Lack of strong induced or maternal effects in tussock moths (*Orgyia vetusta*) on bush lupine (*Lupinus arboreus*). – *Oecologia* 103: 343–348.
- Harvey, P. H. and Pagel, M. D. 1991. The comparative method in evolutionary biology. – Oxford Univ. Press.
- Hébert, C. and Cloutier, C. 1990. Host instar as a determinant of preference and suitability for two parasitoids attacking late instars of the spruce budworm (Lepidoptera: Tortricidae). – *Ann. Entomol. Soc. Am.* 83: 734–741.
- Honda, J., Han, M.-W. and Leppla, N. C. 1996. Sodium polyacrylamide polyacrylate, a gelling agent in diets for cabbage looper, omnivorous looper and western avocado leafroller. – *Entomol. Exp. Appl.* 81: 175–180.
- Hughes, P. R. and Chiment, J. J. 1988. Enhanced success of Mexican bean beetle (Coleoptera: Coccinellidae) on glutathione-enriched soybean leaves. – *Environ. Entomol.* 17: 782–784.
- Huk, T. and Kühne, B. 1999. Substrate selection by *Carabus clatratus* (Coleoptera, Carabidae) and its consequences for offspring development. – *Oecologia* 121: 348–354.
- Hunt, D. W. A., Lintereur, G., Salom, S. M. et al. 1993. Performance and preference of *Hylobius radialis* Buchanan and *H. pales* (Herbst) (Coleoptera: Curculionidae) on various *Pinus* species. – *Can. Entomol.* 125: 1003–1010.
- Hunter, M. D. and Willmer, P. G. 1989. The potential for interspecific competition between two abundant defoliators on oak: leaf damage and habitat quality. – *Ecol. Entomol.* 14: 267–277.
- Hunter, M. D., Hull, L. A. and Schultz, J. C. 1994. Evaluation of resistance to tufted apple bud moth (Lepidoptera: Tortricidae) within and among apple cultivars. – *Environ. Entomol.* 23: 282–291.
- Hurlbutt, B. 1987. Sexual size dimorphism in parasitoid wasps. – *Biol. J. Linn. Soc.* 30: 63–89.
- Johnson, M. D. 1988. The relationship of provision weight to adult weight and sex ratio in the solitary bee, *Ceratina calcarata*. – *Ecol. Entomol.* 13: 165–170.
- Johnson, D. M. and Stiling, P. D. 1996. Host specificity of *Cactoblastis cactorum* (Lepidoptera: Pyralidae), an exotic *Opuntia*-feeding moth, in Florida. – *Environ. Entomol.* 25: 743–748.
- Jowyk, E. A. and Smilowitz, Z. 1978. A comparison of growth and developmental rates of the parasite *Hyposoter exiguae* reared from two instars of its host, *Trichoplusia ni*. – *Ann. Entomol. Soc. Am.* 71: 467–472.

- Karlsson, B. and Wiklund, C. 1984. Egg weight variation and lack of correlation between egg weight and offspring fitness in the wall brown butterfly *Lasioommata megera*. – *Oikos* 43: 376–385.
- Karowe, D. N. and Schoonhoven, L. M. 1992. Interactions among three trophic levels: the influence of host plant on performance of *Pieris brassicae* and its parasitoid, *Cotesia glomerata*. – *Entomol. Exp. Appl.* 62: 241–251.
- Kester, K. M., Smith, C. M. and Gilman, D. F. 1984. Mechanisms of resistance in soybean (*Glycine max* [L.] Merrill) genotype PI171444 to the southern green stink bug, *Nezara viridula* (L.) (Hemiptera: Pentatomidae). – *Environ. Entomol.* 13: 1208–1215.
- King, B. H. 1990. Sex ratio manipulation by the parasitoid wasp *Spalangia cameroni* in response to host age: a test of the host-size model. – *Evol. Ecol.* 4: 149–156.
- King, B. H. 2000. Sex ratio and oviposition responses to host age and the fitness consequences to mother and offspring in the parasitoid wasp *Spalangia endius*. – *Behav. Ecol. Sociobiol.* 48: 316–320.
- Kooi, R. E., Van de Water, T. P. M. and Herrebut, W. M. 1991. Food acceptance by a monophagous and an oligophagous insect in relation to seasonal changes in host plant suitability. – *Entomol. Exp. Appl.* 59: 111–122.
- Kraaijeveld, A. R. and van der Wel, N. N. 1994. Geographic variation in reproductive success of the parasitoid *Asobara tabida* in larvae of several *Drosophila* species. – *Ecol. Entomol.* 19: 221–229.
- Lazarević, J., Perić-Mataruga, V., Stojković, B. et al. 2002. Adaptation of the gypsy moth to an unsuitable host plant. – *Entomol. Exp. Appl.* 102: 75–86.
- Leather, S. R., Beare, J. A., Cooke, R. C. A. et al. 1998. Are differences in life history parameters of the pine beauty moth *Panolis flammea* modified by host plant quality or gender? – *Entomol. Exp. Appl.* 87: 237–243.
- Lederhouse, R. C., Finke, M. D. and Scriber, J. M. 1982. The contributions of larval growth and pupal duration to protandry on the black swallowtail butterfly, *Papilio polyxenes*. – *Oecologia* 53: 296–300.
- Legaspi, J. C., O'Neil, R. J. and Legaspi Jr., B. C. 1996. Trade-offs in body weights, egg loads, and fat reserves of field-collected *Podisus maculiventris* (Heteroptera: Pentatomidae). – *Environ. Entomol.* 25: 155–164.
- Lewis, A. C. 1984. Plant quality and grasshopper feeding: effects of sunflower condition on preference and performance in *Melanoplus differentialis*. – *Ecology* 65: 836–843.
- Mackauer, M. 1996. Sexual size dimorphism in solitary parasitoid wasps: influence of host quality. – *Oikos* 76: 265–272.
- Mackauer, M. and Chau, A. 2001. Adaptive self superparasitism in a solitary parasitoid wasp: the influence of clutch size on offspring size. – *Funct. Ecol.* 15: 335–343.
- Madsen, T. and Shine, R. 1993. Phenotypic plasticity in body sizes and sexual size dimorphism in European grass snakes. – *Evolution* 47: 321–325.
- Martins, E. 1996. Conducting phylogenetic comparative studies when the phylogeny is not known. – *Evolution* 50: 12–22.
- McDonald, R. S. and Borden, J. H. 1995. Protandry in *Delia antiqua* (Diptera: Anthomyiidae). – *Ann. Entomol. Soc. Am.* 88: 756–763.
- Messina, F. J. 1991. Life-history variation in a seed beetle: adult egg-laying vs larval competitive ability. – *Oecologia* 85: 447–455.
- Miller, R. S. 1964. Larval competition in *Drosophila melanogaster* and *Drosophila simulans*. – *Ecology* 45: 132–148.
- Mira, A. 2000. Exuviae eating: a nitrogen meal? – *J. Insect Physiol.* 46: 605–610.
- Mohaghegh, J., De Clercq, P. and Tirry, L. 1999. Effects of rearing history and geographical origin on reproduction and body size of the predator *Podisus nigrispinus* (Heteroptera: Pentatomidae). – *Eur. J. Entomol.* 96: 69–72.
- Monnet, J.-M. and Cherry, M. I. 2002. Sexual size dimorphism in anurans. – *Proc. R. Soc. Lond. B* 269: 2301–2307.
- Moreau, G., Quiring, D. T., Eveleigh, E. S. et al. 2003. Advantages of a mixed diet: feeding on several foliar age classes increases the performance of a specialist insect herbivore. – *Oecologia* 135: 391–399.
- Morin, J. P., Moreteau, B., Pétavy, G. et al. 1999. Divergence of reaction norms of size characters between tropical and temperate populations of *Drosophila melanogaster* and *D. simulans*. – *J. Evol. Biol.* 12: 329–339.
- Morrow, P. A. and Fox, L. R. 1980. Effects of variation in *Eucalyptus* essential oil yield on insect growth and grazing damage. – *Oecologia* 45: 209–219.
- Myers, J. H. and Williams, K. S. 1987. Lack of short or long term inducible defenses in the red alder – western tent caterpillar system. – *Oikos* 48: 73–78.
- Nakamura, K. and Numata, H. 1997. Seasonal life cycle of *Aelia fieberi* (Hemiptera: Pentatomidae) in relation to the phenology of its host plants. – *Ann. Entomol. Soc. Am.* 90: 630–635.
- Naranjo, S. E. and Stimac, J. L. 1985. Development, survival, and reproduction of *Geocoris punctipes* (Hemiptera: Lygaeidae): effects of plant feeding on soybean and associated weeds. – *Environ. Entomol.* 14: 523–530.
- Nielsen, J. K. 1999. Specificity of a Y-linked gene in the flea beetle *Phyllotreta nemorum* for defences in *Barbarea vulgaris*. – *Entomol. Exp. Appl.* 91: 359–368.
- Nielsen, F. H., Hauge, M. S. and Toft, S. 2002. The influence of mixed aphid diets on larval performance of *Coccinella septempunctata* (Col., Coccinellidae). – *J. Appl. Entomol.* 126: 194–197.
- Niemelä, P., Tuomi, J. and Lojander, T. 1991. Defoliation of the Scots pine and performance of diprionid sawflies. – *J. Anim. Ecol.* 60: 683–692.
- Nitao, J. K. 1989. Enzymatic adaptation in a specialist herbivore for feeding on furanocoumarin-containing plants. – *Ecology* 70: 629–635.
- Nokkala, C. and Nokkala, S. 1998. Species and habitat races in the chrysomelid *Galerucella nymphaeae* species complex in northern Europe. – *Entomol. Exp. Appl.* 89: 1–13.
- Nylin, S. and Wedell, N. 1994. Sexual size dimorphism and comparative methods. – In: Eggleton, P. and Vane-Wright, R. I. (eds), *Phylogenetics and ecology*. Academic Press, pp. 253–280.
- Nylin, S., Wiklund, C. and Wickman, P.-O. 1993. Absence of trade-offs between sexual size dimorphism and early male emergence in a butterfly. – *Ecology* 74: 1414–1427.
- Ohsaki, N. and Sato, Y. 1994. Food plant choice of *Pieris* butterflies as a trade-off between parasitoid avoidance and quality of plants. – *Ecology* 75: 59–68.
- Onyango, F. O. and Ochieng-Odero, J. P. R. 1994. Continuous rearing of the maize stem borer *Busseola fusca* on an artificial diet. – *Entomol. Exp. Appl.* 73: 139–144.
- Otto, M. and Mackauer, M. 1998. The developmental strategy of an idiobiont ectoparasitoid, *Dendrocerus carpenteri*: influence of variations in host quality on offspring growth and fitness. – *Oecologia* 117: 353–364.
- Panizzi, A. R. 1992. Performance of *Piezodorus guildinii* on four species of *Indigofera* legumes. – *Entomol. Exp. Appl.* 63: 221–228.
- Panizzi, A. R. and Oliveira, É. D. M. 1998. Performance and seasonal abundance of the neotropical brown stink bug, *Euschistus heros* nymphs and adults on a novel food plant (pigeonpea) and soybean. – *Entomol. Exp. Appl.* 88: 169–175.
- Parker, W. E. and Gatehouse, A. G. 1985. The effect of larval rearing conditions on flight performance in females of the African armyworm, *Spodoptera exempta* (Walker) (Lepidoptera: Noctuidae). – *Bull. Entomol. Res.* 75: 35–47.
- Payton, M. E., Greenstone, M. H. and Schenker, N. 2003. Overlapping confidence intervals or standard error intervals: what do they mean in terms of statistical

- significance? – *J. Insect Sci.* 3:34, available online: insectscience.org/3.34, 6pp.
- Peach, M. L., Alston, D. G. and Tepedino, V. J. 1995. Sublethal effects of carbaryl bran bait on nesting performance, parental investment, and offspring size and sex ratio of the alfalfa leafcutting bee (Hymenoptera: Megachilidae). – *Environ. Entomol.* 24: 34–39.
- Peckarsky, B. L., McIntosh, A. R., Taylor, B. W. et al. 2002. Predator chemicals induce changes in mayfly life history traits: a whole-stream manipulation. – *Ecology* 83: 612–618.
- Pedersen, A., Dedes, J., Gauthier, D. and van Frankenhuyzen, K. 1997. Sublethal effects of *Bacillus thuringiensis* on the spruce budworm, *Choristoneura fumiferana*. – *Entomol. Exp. Appl.* 83: 253–262.
- Phoofolo, M. W. and Obrycki, J. J. 1998. Potential for intraguild predation and competition among predatory Coccinellidae and Chrysopidae. – *Entomol. Exp. Appl.* 89: 47–55.
- Rana, J. S., Dixon, A. F. G. and Jarošik, V. 2002. Costs and benefits of prey specialization in a generalist insect predator. – *J. Anim. Ecol.* 71: 15–22.
- Raps, A. and Vidal, S. 1998. Indirect effects of an unspecialized endophytic fungus on specialized plant – herbivorous insect interactions. – *Oecologia* 114: 541–547.
- Rapas, H. R. and Heinrichs, E. A. 1987. Plant age effect on the level of resistance of rice 'IR36' to the green leafhopper, *Nephotettix virescens* (Distant) and rice tungro virus. – *Environ. Entomol.* 16: 106–110.
- Rausher, M. D., Iwao, K., Simms, E. L. et al. 1993. Induced resistance in *Ipomoea purpurea*. – *Ecology* 74: 20–29.
- Reitz, S. R. 1996. Interspecific competition between two parasitoids of *Helicoverpa zea*: *Eucelatoria bryani* and *E. rubentis*. – *Entomol. Exp. Appl.* 79: 227–234.
- Rogers, C. E. 1985. Bionomics of *Eucosma womonana* Kearfott (Lepidoptera: Tortricidae), a root borer in sunflowers. – *Environ. Entomol.* 14: 42–44.
- Rossi, A. M. and Strong, D. R. 1991. Effects of host-plant nitrogen on the preference and performance of laboratory populations of *Carnecophala floridana* (Homoptera: Cicadellidae). – *Environ. Entomol.* 20: 1349–1355.
- Sait, S. M., Begon, M. and Thompson, D. J. 1994. The effects of a sublethal baculovirus infection in the Indian meal moth, *Plodia interpunctella*. – *J. Anim. Ecol.* 63: 541–550.
- Santos, C. H. and Panizzi, A. R. 1998. Nymphal and adult performance of *Neomegalotomus parvus* (Hemiptera: Alydidae) on wild and cultivated legumes. – *Ann. Entomol. Soc. Am.* 91: 445–451.
- Sappington, T. W. and Showers, W. B. 1992. Lack of translation of density-induced morphological polyphenism to long-duration flight behavior of black cutworm (Lepidoptera: Noctuidae). – *Ann. Entomol. Soc. Am.* 85: 188–194.
- Savopoulou-Soultani, M. and Tzanakakis, M. E. 1988. Development of *Lobesia botrana* (Lepidoptera: Tortricidae) on grapes and apples infected with the fungus *Botrytis cinerea*. – *Environ. Entomol.* 17: 1–6.
- Schmid-Hempel, R. and Schmid-Hempel, P. 1996. Host choice and fitness correlates for conopid flies parasitising bumblebees. – *Oecologia* 107: 71–78.
- Scrimcoeur, G. J. and Culp, J. M. 1994. Feeding while evading predators by a lotic mayfly: linking short-term foraging behaviours to long-term fitness consequences. – *Oecologia* 100: 128–134.
- Sequeira, R. and Mackauer, M. 1993. The nutritional ecology of a parasitoid wasp, *Ephedrus californicus* Baker (Hymenoptera: Aphididae). – *Can. Entomol.* 125: 423–430.
- Shade, R. E., Pratt, R. C. and Pomeroy, M. A. 1987. Development and mortality of the bean weevil, *Acanthoscelides obtectus* (Coleoptera: Bruchidae) on mature seeds of tepary beans, *Phaseolus acutifolius*, and common beans, *Phaseolus vulgaris*. – *Environ. Entomol.* 16: 1067–1070.
- Shine, R. 1990. Proximate determinants of sexual differences in adult body size. – *Am. Nat.* 135: 278–283.
- Shintani, Y. and Ishikawa, Y. 1998. Photoperiodic control of larval diapause in the yellow-spotted longicorn beetle, *Psacotha hilaris*: analysis by photoperiod manipulation. – *Entomol. Exp. Appl.* 86: 41–48.
- Sokal, R. R. and Rohlf, F. J. 1995. *Biometry*, 3rd ed. – W. H. Freeman and Company.
- Stamp, N. E. and Bowers, M. D. 1990. Phenology of nutritional differences between new and mature leaves and its effect on caterpillar growth. – *Ecol. Entomol.* 15: 447–454.
- Stamps, J. A. 1993. Sexual size dimorphism in species with asymptotic growth after maturity. – *Biol. J. Linn. Soc.* 50: 123–145.
- Stockhoff, B. A. 1993. Ontogenetic change in dietary selection for protein and lipid by gypsy moth larvae. – *J. Insect Physiol.* 39: 677–686.
- Svensson, B. W. 1975. Morphometric variation of adult *Potamophylax cingulatus* (Trichoptera) reflecting environmental heterogeneity in a south Swedish stream. – *Oikos* 26: 365–377.
- Sweeney, B. W. and Vannote, R. L. 1986. Growth and production of a stream stonefly: influences of diet and temperature. – *Ecology* 67: 1396–1410.
- Sword, G. A. and Chapman, R. F. 1994. Monophagy in a polyphagous grasshopper, *Schistocerca gossypii*. – *Entomol. Exp. Appl.* 73: 255–264.
- Taylor, B. W., Anderson, C. R. and Peckarsky, B. L. 1998. Effects of size at metamorphosis on stonefly fecundity, longevity, and reproductive success. – *Oecologia* 114: 494–502.
- Teder, T. and Tammaru, T. 2002. Cascading effects of variation in plant vigour on the relative performance of insect herbivores and their parasitoids. – *Ecol. Entomol.* 27: 94–104.
- Telang, A., Booton, V., Chapman, R. F. et al. 2001. How female caterpillars accumulate their nutrient reserves? – *J. Insect Physiol.* 47: 1055–1064.
- Tikkanen, O.-P., Niemelä, P. and Keränen, J. 2000. Growth and development of a generalist insect herbivore, *Operophtera brumata*, on original and alternative host plants. – *Oecologia* 122: 529–536.
- Ueno, H. 2003. Genetic variation in larval period and pupal mass in an aphidophagous ladybird beetle (*Harmonia axyridis*) reared in different environments. – *Entomol. Exp. Appl.* 106: 211–218.
- Ueno, H., Fujiyama, N., Irie, K. et al. 1999. Genetic basis for established and novel host plant use in a herbivorous ladybird beetle, *Epilachna vigintioctomaculata*. – *Entomol. Exp. Appl.* 91: 245–250.
- Van Dijk, T. S. 1994. On the relationship between food, reproduction and survival of two carabid beetles: *Calathus melanocephalus* and *Pterostichus versicolor*. – *Ecol. Entomol.* 19: 263–270.
- Wagner, D. and Martinez del Rio, C. 1997. Experimental tests of the mechanisms for ant-enhanced growth in an ant-attended lycaenid butterfly. – *Oecologia* 112: 424–429.
- Walker, E. D. and Merritt, R. W. 1988. The significance of leaf detritus to mosquito (Diptera: Culicidae) productivity from treeholes. – *Environ. Entomol.* 17: 199–206.
- Walton, B. T. 1980. Differential life-stage susceptibility of *Acheta domesticus* to acridine. – *Environ. Entomol.* 9: 18–20.
- Wang, M. C. and Bushman, B. J. 1999. Integrating results through meta-analytic review using SAS software. – SAS Institute Inc.
- Waring, G. L. and Price, P. W. 1990. Plant water stress and gall formation (Cecidomyiidae: *Asphondylia* spp.) on cressote bush. – *Ecol. Entomol.* 15: 87–95.
- Wheeler, G. S., Van, T. K. and Center, T. D. 1998. Fecundity and egg distribution of the herbivore *Spodoptera pectinicornis* as influenced by quality of the floating aquatic plant *Pistia stratiotes*. – *Entomol. Exp. Appl.* 86: 295–304.

- Wiklund, C., Nylin, S. and Forsberg, J. 1991. Sex-related variation in growth rate as a result of selection for large size and protandry in a bivoltine butterfly, *Pieris napi*. – *Oikos* 60: 241–250.
- Willott, S. J. and Hassall, M. 1998. Life-history responses of British grasshoppers (Orthoptera: Acrididae) to temperature change. – *Funct. Ecol.* 12: 232–241.
- Yano, E., Watanabe, K. and Yara, K. 2002. Life history parameters of *Orius sauteri* (Poppus) (Het., Anthocoridae) reared on *Ephestia kuehniella* eggs and the minimum amount of the diet for rearing individuals. – *J. Appl. Entomol.* 126: 389–394.
- Yocum, G. D. and Evenson, P. L. 2002. A short-term auxiliary diet for the predaceous stink bug, *Perillus bioculatus* (Hemiptera: Pentatomidae). – *Fla. Entomol.* 85: 567–571.
- Young, C. E. and Hall, R. W. 1986. Factors influencing suitability of elms for elm leaf beetle, *Xanthogaleruca luteola* (Coleoptera: Chrysomelidae). – *Environ. Entomol.* 15: 843–849.
- Zangger, A., Lys, J.-A. and Nentwig, W. 1994. Increasing the availability of food and the reproduction on *Poecilus cupreus* in a cereal field by strip-management. – *Entomol. Exp. Appl.* 71: 111–120.
- Zonneveld, C. 1996. Being big or emerging early? Polyandry and the trade-off between size and emergence in male butterflies. – *Am. Nat.* 147: 946–965.

Appendix 1

The journals examined to compile the database used in the present study: *Animal Behaviour*, *Annals of the Entomological Society of America*, *Annales Zoologici Fennici*, *Australian Journal of Entomology*, *Behavioral Ecology*, *Behavioral Ecology and Sociobiology*, *Biological Journal of the Linnean Society*, *Biological Reviews*, *Bulletin of Entomological Research*, *Canadian Entomologist*, *Canadian Journal of Zoology*, *Ecography*, *Ecological Entomology*, *Ecological Monographs*, *Ecological Research*, *Ecology*, *Ecology Letters*, *Ecoscience*, *Entomologia Experimentalis et Applicata*, *Environmental Entomology*, *European Journal of Entomology*, *Evolutionary Ecology Research*, *Evolutionary Ecology*, *Evolution*, *Florida Entomologist*, *Functional Ecology*, *Journal of Animal Ecology*, *Journal of Applied Entomology*, *Journal of Evolutionary Biology*, *Journal of Insect Behavior*, *Journal of Stored Products Research*, *Oecologia*, *Oikos*, *Physiological Entomology*, *Population Ecology*, *Quarterly Review of Biology*, *Zoological Journal of the Linnean Society*. Volumes of the last few to more than forty years were inspected depending on availability.

Appendix 2

Summary statistics for each of the datasets included in the analyses with references to original sources. Min SSD and Max SSD – minimum and maximum female/male size ratios (SSD) across samples; Ratio – maximum SSD divided by minimum SSD; No. samples – number of samples, the analyses were based on; Slope and Intercept – signs of the slope and intercept of type II regression (male size regressed on female size; Data analysis). Species names are in bold if significant differences in SSD were found between samples (Data analysis).

Species	Order	Min SSD	Max SSD	Ratio	No. samples	Slope	Intercept	Reference
<i>Acanthoscelides obtectus</i>	Coleoptera	0.97	1.64	1.70	13	+	+	Shade et al. 1987
<i>Acheta domesticus</i>	Orthoptera	0.99	1.15	1.16	2	–	+	Walton 1980
<i>Adalia bipunctata</i>	Coleoptera	1.08	1.28	1.18	12	+	+	Rana et al. 2002
<i>Aedes triseriatus</i>	Diptera	1.60	1.71	1.07	2	+	+	Walker and Merritt 1988
<i>Aelia feberii</i>	Heteroptera	1.04	1.15	1.11	5	+	+	Nakamura and Numata 1997
<i>Aglais urticae</i>	Lepidoptera	1.01	1.08	1.07	8	+	+	Bryant et al. 1999
<i>Agrotis ipsilon</i>	Lepidoptera	1.12	1.13	1.01	2	+	–	Sappington and Showers 1992
<i>Amorbia cuneana</i>	Lepidoptera	1.53	1.62	1.06	2	–	+	Honda et al. 1996
<i>Anasa tristis</i>	Heteroptera	1.34	1.42	1.06	3	+	–	Bonjour and Fargo 1989
<i>Anoplophora glabripennis</i>	Coleoptera	1.60	1.71	1.06	2	–	+	Dubois et al. 2002
<i>Anticarsia gemmatalis</i>	Lepidoptera	0.79	1.03	1.31	4	+	+	Anazonwu and Johnson 1986
<i>Aphidius ervi</i>	Hymenoptera	1.05	1.17	1.12	14	+	–	Sequeira and Mackauer 1992
<i>Archanara sparganii</i>	Lepidoptera	1.11	1.35	1.22	4	+	+	Teder and Tammaru 2002
<i>Arge fuscinervis</i>	Hymenoptera	1.64	1.71	1.04	3	+	+	Hanhimäki et al. 1994
<i>Ascia monuste</i>	Lepidoptera	1.10	1.20	1.09	4	+	–	Barros-Bellanda and Zucoloto 2001
<i>Asobara tabida</i>	Hymenoptera	1.28	1.28	1.00	2	+	+	Kraaijeveld and van der Wel 1994

Appendix 2 (Continued)

Species	Order	Min SSD	Max SSD	Ratio	No. samples	Slope	Intercept	Reference
<i>Asphondylia</i> spp. 11	Diptera	0.84	0.94	1.12	2	—	+	Waring and Price 1990
<i>Attagenus unicolor</i>	Coleoptera	1.70	1.84	1.08	2	.	.	Baker 1986
<i>Bactra verutana</i>	Lepidoptera	1.45	2.25	1.55	6	+	—	Frick and Wilson 1982
<i>Baetis bicaudatus</i>	Ephemeroptera	1.32	1.47	1.11	4	+	—	Peckarsky et al. 2002
<i>Baetis tricaudatus</i>	Ephemeroptera	1.21	1.41	1.17	4	+	+	Scrimgeour and Culp 1994
<i>Bemisia tabaci</i>	Homoptera	1.74	1.81	1.04	2	+	+	Blackmer and Byrne 1999
<i>Bicyclus anynana</i>	Lepidoptera	1.16	1.32	1.14	7	+	—	Brakefield and Mazzotta 1995
<i>Blepharidopterus angulatus</i>	Heteroptera	1.15	1.18	1.02	2	+	+	Glen 1977
<i>Brachymeria intermedia</i>	Hymenoptera	1.25	1.38	1.10	2	—	+	Dindo et al. 2001
<i>Bruchidius atrolineatus</i>	Coleoptera	1.28	1.34	1.05	3	+	+	Desroches and Huignard 1991
<i>Busseola fusca</i>	Lepidoptera	1.03	1.28	1.25	4	+	+	Onyango and Ochieng'-Odero 1994
<i>Cactoblastis cactorum</i>	Lepidoptera	2.23	3.05	1.36	2	—	+	Johnson and Stiling 1996
<i>Calathus melanocephalus</i>	Coleoptera	1.03	1.20	1.17	5	+	+	Van Dijk 1994
<i>Callosobruchus maculatus</i>	Coleoptera	1.17	1.36	1.17	6	+	—	Messina 1991
<i>Carabus clatratus</i>	Coleoptera	1.16	1.21	1.04	2	+	+	Huk and Kühne 1999
<i>Carneocephala floridana</i>	Homoptera	1.61	1.74	1.08	4	+	+	Rossi and Strong 1991
<i>Ceratina calcarata</i>	Hymenoptera	1.32	1.39	1.05	3	+	—	Johnson 1988
<i>Chasmias paludator</i>	Hymenoptera	1.03	1.03	1.01	2	+	—	Teder and Tammaru unpubl.
<i>Choristoneura fumiferana</i>	Lepidoptera	1.28	1.49	1.17	5	+	—	Pedersen et al. 1997
<i>Choristoneura occidentalis</i>	Lepidoptera	1.15	1.31	1.14	10	+	+	Campbell 1989
<i>Choristoneura rosaceana</i>	Lepidoptera	1.55	1.78	1.15	4	+	+	Carriere 1992
<i>Chorthippus brunneus</i>	Orthoptera	1.44	1.91	1.32	3	+	+	Willott and Hassall 1998
<i>Chrysomela confluens</i>	Coleoptera	1.28	1.32	1.03	4	+	—	Floate et al. 1993
<i>Chrysoperla carnea</i>	Neuroptera	1.20	1.27	1.06	4	+	—	Phoofolo and Obrycki 1998
<i>Coccinella septempunctata</i>	Coleoptera	1.19	1.20	1.01	3	+	—	Nielsen et al. 2002
<i>Coenonympha pamphilus</i>	Lepidoptera	1.58	1.83	1.16	4	+	+	Goverde et al. 2002
<i>Coleomegilla maculata</i>	Coleoptera	1.14	1.19	1.04	2	+	—	Phoofolo and Obrycki 1998
<i>Cotesia glomerata</i>	Hymenoptera	1.12	1.23	1.10	4	+	+	Geervliet et al. 2000
<i>Cotesia rubecula</i>	Hymenoptera	1.25	1.26	1.01	2	+	+	Brodeur et al. 1998
<i>Crocidosema plebejana</i>	Lepidoptera	1.22	1.36	1.12	11	+	—	Hamilton and Zalucki 1993
<i>Culex tarsalis</i>	Diptera	1.21	1.34	1.11	2	+	+	Garcia et al. 1992
<i>Delia antiqua</i>	Diptera	1.04	1.07	1.03	4	+	+	McDonald and Borden 1995
<i>Deloyala guttata</i>	Coleoptera	1.12	1.15	1.03	3	+	+	Rausher et al. 1993
<i>Dendrocerus carpenteri</i>	Hymenoptera	0.89	1.61	1.81	8	+	+	Otto and Mackauer 1998
<i>Depressaria pastinacella</i>	Lepidoptera	1.15	1.19	1.03	2	—	+	Nitao 1989
<i>Diprion pini</i>	Hymenoptera	1.88	2.00	1.06	4	+	+	Niemelä et al. 1991
<i>Drosophila melanogaster</i>	Diptera	1.02	1.57	1.54	11	+	+	Miller 1964
<i>Drosophila mercatorum</i>	Diptera	1.02	1.27	1.25	4	+	+	Gebhardt and Stearns 1988
<i>Drosophila simulans</i>	Diptera	1.19	1.56	1.31	11	+	+	Miller 1964
<i>Edovum puttleri</i>	Hymenoptera	1.11	1.20	1.08	3	+	+	Corrigan and Lashomb 1990

Appendix 2 (Continued)

Species	Order	Min SSD	Max SSD	Ratio	No. samples	Slope	Intercept	Reference
<i>Ephedrus californicus</i>	Hymenoptera	1.30	1.46	1.12	5	+	-	Sequeira and Mackauer 1993
<i>Ephestia kuehniella</i>	Lepidoptera	1.17	1.25	1.07	2	+	+	Anderson and Löfqvist 1996
<i>Epilachna varivestis</i>	Coleoptera	1.05	1.07	1.02	2	+	+	Hughes and Chiment 1988
<i>Epilachna vigintioctomaculata</i>	Coleoptera	1.09	1.09	1.00	2	+	+	Ueno et al. 1999
<i>Epirrita autumnata</i>	Lepidoptera	1.07	1.12	1.05	2	+	-	Hanhimäki and Senn 1992
<i>Eucelatoria bryani</i>	Diptera	0.95	1.15	1.21	7	+	-	Reitz 1996
<i>Eucelatoria rubentis</i>	Diptera	0.92	0.98	1.06	6	+	+	Reitz 1996
<i>Eucosma womonana</i>	Lepidoptera	1.25	1.31	1.05	2	+	-	Rogers 1985
<i>Euschistus heros</i>	Heteroptera	1.06	1.09	1.03	2	+	-	Panizzi and Oliveira 1998
<i>Galerucella sagittariae</i>	Coleoptera	1.09	1.12	1.03	2	+	-	Nokkala and Nokkala 1998
<i>Geocoris punctipes</i>	Heteroptera	1.31	1.62	1.23	12	+	+	Naranjo and Stimac 1985
<i>Glaucoopsyche lygdamus</i>	Lepidoptera	1.02	1.10	1.08	5	+	+	Fraser et al. 2001
<i>Harmonia axyridis</i>	Coleoptera	1.05	1.12	1.07	3	+	-	Ueno 2003
<i>Helicoverpa zea</i>	Lepidoptera	0.96	0.98	1.02	2	+	-	Ellsbury et al. 1989
<i>Hemiargus isola</i>	Lepidoptera	1.04	1.14	1.09	2	+	-	Wagner and Martinez del Rio 1997
<i>Hemileuca lucina</i>	Lepidoptera	1.37	1.49	1.08	3	+	+	Stamp and Bowers 1990
<i>Hylobius pales</i>	Coleoptera	1.10	1.13	1.04	7	+	-	Hunt et al. 1993
<i>Hylobius radicis</i>	Coleoptera	1.17	1.26	1.08	7	+	+	Hunt et al. 1993
<i>Hyposoter exiguae</i>	Hymenoptera	1.07	1.11	1.03	2	+	+	Jowyk and Smilowitz 1978
<i>Ibalia leucospoides</i>	Hymenoptera	1.47	1.70	1.16	2	+	-	Fukuda and Hijii 1996
<i>Inachis io</i>	Lepidoptera	1.07	1.19	1.11	8	+	-	Bryant et al. 1999
<i>Ips sexdentatus</i>	Coleoptera	0.87	0.98	1.13	4	+	+	Colineau and Lieutier 1994
<i>Ips typographus</i>	Coleoptera	0.92	0.96	1.04	5	+	-	Anderbrant et al. 1985
<i>Junonia coenia</i>	Lepidoptera	1.12	1.23	1.10	4	+	+	Fajer et al. 1991
<i>Lasiommata megera</i>	Lepidoptera	1.13	1.29	1.14	2	+	+	Karlsson and Wiklund 1984
<i>Lasiommata petropolitana</i>	Lepidoptera	1.03	1.15	1.12	6	+	+	Gotthard 1998
<i>Leptinotarsa decemlineata</i>	Coleoptera	1.20	1.22	1.02	3	+	-	Franca et al. 1994
<i>Lobesia botrana</i>	Lepidoptera	1.21	1.38	1.14	12	+	+	Savopoulou-Soultani and Tzanakakis 1988
<i>Lycaena tityrus</i>	Lepidoptera	1.04	1.15	1.11	3	+	-	Fischer and Fiedler 2000
<i>Lygaeus kalmii</i>	Heteroptera	1.21	1.25	1.03	2	+	+	Chaplin and Chaplin 1981
<i>Lymantria dispar</i>	Lepidoptera	2.65	3.00	1.13	4	+	+	Lazarević et al. 2002
<i>Malacosoma californicum</i>	Lepidoptera	1.54	2.03	1.32	9	+	+	Myers and Williams 1987
<i>Malacosoma disstria</i>	Lepidoptera	1.36	1.41	1.04	2	+	+	Fortin and Mauffette 2001
<i>Megachile rotundata</i>	Hymenoptera	1.07	1.26	1.17	4	+	+	Peach et al. 1995
<i>Megarcys signata</i>	Plecoptera	2.10	2.29	1.09	2	+	+	Taylor et al. 1998
<i>Melanoplus differentialis</i>	Orthoptera	1.30	1.36	1.05	2	+	+	Lewis 1984
<i>Monoctonus paulensis</i>	Hymenoptera	1.17	1.33	1.14	12	+	-	Mackauer and Chau 2001
<i>Musca autumnalis</i>	Diptera	1.46	1.68	1.15	11	+	+	Gaoub and Hayes 1984
<i>Myrmeleotettix maculatus</i>	Orthoptera	1.36	1.42	1.04	2	+	+	Willott and Hassall 1998
<i>Neodiprion lecontei</i>	Hymenoptera	2.03	2.32	1.14	2	+	+	Codella Jr. and Raffa 1995

Appendix 2 (Continued)

Species	Order	Min SSD	Max SSD	Ratio	No. samples	Slope	Intercept	Reference
<i>Neodiprion sertifer</i>	Hymenoptera	1.70	2.19	1.29	4	+	+	Codella Jr. and Raffa 1995
<i>Neomegalotomus parvus</i>	Heteroptera	1.03	1.24	1.20	5	+	+	Santos and Panizzi 1998
<i>Nephotettix virescens</i>	Homoptera	1.13	1.61	1.42	5	+	+	Rapusas and Heinrichs 1987
<i>Nezara viridula</i>	Heteroptera	1.23	1.29	1.04	4	+	+	Kester et al. 1984
<i>Nonagria typhae</i>	Coleoptera	1.30	1.39	1.07	4	+	+	Teder and Tammaru 2002
<i>Notiophilus biguttatus</i>	Coleoptera	1.03	1.12	1.08	4	+	+	Ernsting et al. 1992
<i>Ochlerotatus triseriatus</i>	Diptera	1.56	2.16	1.38	3	+	+	Daugherty and Juliano 2002
<i>Omocestus viridulus</i>	Orthoptera	1.66	1.72	1.04	2	+	+	Willott and Hassall 1998
<i>Oncopeltus fasciatus</i>	Heteroptera	1.29	1.34	1.04	2	+	+	Chaplin and Chaplin 1981
<i>Operophtera brumata</i>	Lepidoptera	1.00	1.17	1.17	8	+	+	Tikkanen et al. 2000
<i>Orgyia leucostigma</i>	Lepidoptera	2.64	3.26	1.23	4	+	-	Agrell et al. 2000
<i>Orgyia pseudotsugata</i>	Lepidoptera	3.02	3.89	1.29	3	+	+	Beckwith 1982
<i>Orgyia vetusta</i>	Lepidoptera	4.17	4.19	1.01	2	+	-	Harrison 1995
<i>Orius sauteri</i>	Heteroptera	1.13	1.44	1.27	4	+	+	Yano et al. 2002
<i>Ostrinia nubilalis</i>	Lepidoptera	0.70	0.86	1.23	20	+	-	Ewete et al. 1996
<i>Panolis flammea</i>	Lepidoptera	0.88	1.05	1.19	3	-	+	Leather et al. 1998
<i>Papilio polyxenes</i>	Lepidoptera	1.12	1.37	1.22	3	+	-	Lederhouse et al. 1982
<i>Pararge aegeria</i>	Lepidoptera	1.00	1.22	1.22	5	-	+	Nylin et al. 1993
<i>Paropsis atomaria</i>	Coleoptera	1.38	1.68	1.22	6	+	+	Morrow and Fox 1980
<i>Perillus bioculatus</i>	Heteroptera	1.26	1.33	1.06	3	+	+	Yocum and Evenson 2002
<i>Phyllonorycter salicifoliella</i>	Lepidoptera	0.90	1.00	1.12	3	+	+	Auerbach and Alberts 1992
<i>Phyllotreta nemorum</i>	Coleoptera	0.95	1.07	1.13	8	+	-	Nielsen 1999
<i>Physocephala rufipes</i>	Diptera	1.12	1.25	1.11	3	+	+	Schmid-Hempel and Schmid-Hempel 1996
<i>Pieris brassicae</i>	Lepidoptera	0.97	1.25	1.29	4	+	+	Karowe and Schoonhoven 1992
<i>Pieris melete</i>	Lepidoptera	0.77	1.00	1.30	10	+	-	Ohsaki and Sato 1994
<i>Pieris napi</i>	Lepidoptera	0.90	0.99	1.10	11	+	+	Wiklund et al. 1991
<i>Pieris rapae</i>	Lepidoptera	0.86	0.98	1.13	8	+	+	Ohsaki and Sato 1994
<i>Piezodorus guildinii</i>	Heteroptera	1.07	1.10	1.03	4	+	+	Panizzi 1992
<i>Pimpla turionellae</i>	Hymenoptera	1.29	2.11	1.64	6	+	+	Arthur and Wylie 1959
<i>Platynota idaeusalis</i>	Lepidoptera	1.42	1.52	1.07	3	+	+	Hunter et al. 1994
<i>Plodia interpunctella</i>	Lepidoptera	1.22	1.36	1.11	5	+	+	Sait et al. 1994
<i>Plutella xylostella</i>	Lepidoptera	1.09	1.26	1.15	6	+	+	Raps and Vidal 1998
<i>Podisus maculiventris</i>	Heteroptera	1.31	1.83	1.39	5	+	+	Legaspi et al. 1996
<i>Podisus nigrispinus</i>	Heteroptera	1.36	1.43	1.05	3	+	+	Mohaghegh et al. 1999
<i>Poecilus cupreus</i>	Coleoptera	0.99	1.06	1.07	3	+	+	Zangger et al. 1994
<i>Polygonia c-album</i>	Lepidoptera	0.97	1.07	1.10	9	+	+	Bryant et al. 1999
<i>Polyommatus icarus</i>	Lepidoptera	0.86	0.94	1.10	2	+	-	Fiedler and Hölldobler 1992
<i>Potamophylax cingulatus</i>	Trichoptera	1.20	1.47	1.22	3	+	+	Svensson 1975
<i>Psacotha hilaris</i>	Coleoptera	1.01	1.15	1.15	8	+	-	Shintani and Ishikawa 1998
<i>Pterostichus versicolor</i>	Coleoptera	0.92	1.18	1.29	4	+	+	Van Dijk 1994
<i>Rhopobota naevana</i>	Lepidoptera	1.21	1.24	1.02	2	-	+	Fitzpatrick and Troubridge 1993
<i>Rhyacionia frustrana</i>	Lepidoptera	1.22	1.64	1.34	20	+	+	Asaro and Berisford 2001
<i>Rhynchophorus cruentatus</i>	Coleoptera	1.00	1.04	1.04	3	+	-	Giblin-Davis et al. 1989
<i>Sabulodes aegrotata</i>	Lepidoptera	1.23	1.25	1.02	2	+	+	Honda et al. 1996
<i>Schistocerca gossypi</i>	Orthoptera	1.41	1.67	1.18	2	-	+	Sword and Chapman 1994

Appendix 2 (Continued)

Species	Order	Min SSD	Max SSD	Ratio	No. samples	Slope	Intercept	Reference
<i>Sicus ferrugineus</i>	Diptera	1.09	1.10	1.01	2	+	+	Schmid-Hempel and Schmid-Hempel 1996
<i>Sirex nitobei</i>	Hymenoptera	2.10	2.17	1.03	2	+	+	Fukuda and Hijii 1996
<i>Soyedina carolinensis</i>	Plecoptera	1.33	1.65	1.25	32	+	+	Sweeney and Vannote 1986
<i>Spalangia cameroni</i>	Hymenoptera	1.23	1.29	1.05	2	.	.	King 1990
<i>Spalangia endius</i>	Hymenoptera	1.59	1.73	1.09	2	+	-	King 2000
<i>Spilichneumon limnophilus</i>	Hymenoptera	0.67	0.76	1.14	2	+	+	Teder and Tammaru unpubl.
<i>Spodoptera eridania</i>	Lepidoptera	1.31	1.32	1.01	2	+	+	Gunderson et al. 1985
<i>Spodoptera exempta</i>	Lepidoptera	0.98	1.14	1.17	12	+	+	Parker and Gatehouse 1985
<i>Spodoptera frugiperda</i>	Lepidoptera	0.89	1.04	1.17	11	+	+	Ferguson et al. 1994
<i>Spodoptera pectinicornis</i>	Lepidoptera	1.34	1.54	1.15	2	+	-	Wheeler et al. 1998
<i>Tortrix viridana</i>	Lepidoptera	1.02	1.61	1.58	8	-	+	Hunter and Willmer 1989
<i>Trichoplusia ni</i>	Lepidoptera	0.87	0.94	1.08	2	-	+	Honda et al. 1996
<i>Vanessa atalanta</i>	Lepidoptera	0.95	1.02	1.07	9	+	+	Bryant et al. 1999
<i>Winthemia fumiferanae</i>	Diptera	0.88	0.95	1.08	2	+	-	Hébert and Cloutier 1990
<i>Xanthogaleruca luteola</i>	Coleoptera	1.05	1.15	1.10	8	+	+	Young and Hall 1986
<i>Yponomeuta evonymellus</i>	Lepidoptera	1.26	1.33	1.05	2	+	+	Kooi et al. 1991
<i>Yponomeuta padellus</i>	Lepidoptera	1.08	1.19	1.10	2	-	+	Kooi et al. 1991