

Siesta: recent developments and applications

Alberto García,^{1, a)} Nick Papior,^{2, b)} Arsalan Akhtar,^{3, c)} Emilio Artacho,^{4, 5, 6, 7, d)} Volker Blum,^{8, 9, e)} Emanuele Bosoni,^{1, f)} Pedro Brandimarte,^{5, g)} Mads Brandbyge,^{10, h)} J. I. Cerdá,^{11, i)} Fabiano Corsetti,^{4, j)} Ramón Cuadrado,^{3, k)} Vladimir Dikan,^{1, l)} Jaime Ferrer,^{12, 13, m)} Julian Gale,^{14, n)} Pablo García-Fernández,^{15, o)} V. M. García-Suárez,^{12, 13, p)} Sandra García,^{3, q)} Georg Huhs,^{16, r)} Sergio Illera,^{3, s)} Richard Korytár,^{17, t)} Peter Koval,^{18, u)} Irina Lebedeva,^{4, v)} Lin Lin,^{19, 20, w)} Pablo López-Tarifa,^{21, x)} Sara G. Mayo,^{22, y)} Stephan Mohr,^{16, z)} Pablo Ordejón,^{3, aa)} Andrei Postnikov,^{23, bb)} Yann Pouillon,^{15, cc)} Miguel Pruneda,^{3, dd)} Roberto Robles,^{21, ee)} Daniel Sánchez-Portal,^{21, 5, ff)} Jose M. Soler,^{22, 24, gg)} Rafi Ullah,^{4, 25, hh)} Victor Wen-zhe Yu,^{8, ii)} and Javier Junquera^{15, jj)}

¹⁾*Institut de Ciència de Materials de Barcelona (ICMAB-CSIC), Bellaterra E-08193, Spain*

²⁾*DTU Computing Center, Technical University of Denmark, 2800 Kgs. Lyngby, Denmark*

³⁾*Catalan Institute of Nanoscience and Nanotechnology - ICN2, CSIC and BIST, Campus UAB, 08193 Bellaterra, Spain*

⁴⁾*CIC Nanogune BRTA, Tolosa Hiribidea 76, 20018 San Sebastián, Spain*

⁵⁾*Donostia International Physics Center (DIPC), Paseo Manuel de Lardizabal 4, 20018 Donostia-San Sebastian, Spain*

⁶⁾*Ikerbasque, Basque Foundation for Science, 48011 Bilbao, Spain*

⁷⁾*Theory of Condensed Matter, Cavendish Laboratory, University of Cambridge, Cambridge CB3 0HE, United Kingdom*

⁸⁾*Department of Mechanical Engineering and Materials Science, Duke University, Durham, NC 27708, USA*

⁹⁾*Department of Chemistry, Duke University, Durham, NC 27708, USA*

¹⁰⁾*DTU Physics, Center for Nanostructured Graphene (CNG), Technical University of Denmark, Kgs. Lyngby, DK-2800, Denmark*

¹¹⁾*Instituto de Ciencia de Materiales de Madrid ICMM-CSIC, Cantoblanco, 28049 Madrid, Spain*

¹²⁾*Department of Physics, University of Oviedo, Oviedo, 33007, Spain*

¹³⁾*Nanomaterials and Nanotechnology Research Center, CSIC - Universidad de Oviedo, Oviedo, 33007, Spain*

¹⁴⁾*Curtin Institute for Computation, Institute for Geoscience Research (TIGeR), School of Molecular and Life Sciences, Curtin University, PO Box U1987, Perth, WA 6845, Australia*

¹⁵⁾*Departamento de Ciencias de la Tierra y Física de la Materia Condensada, Universidad de Cantabria, Cantabria Campus Internacional, Avenida de los Castros s/n, 39005 Santander, Spain*

¹⁶⁾*Barcelona Supercomputing Center, c/ Jordi Girona, 29, 08034 Barcelona, Spain*

¹⁷⁾*Department of Condensed Matter Physics, Faculty of Mathematics and Physics, Charles University, Ke Karlovu 5, 121 16 Praha 2, Czech Republic*

¹⁸⁾*Simune Atomistics S.L., Tolosa Hiribidea, 76, 20018, Donostia-San Sebastian, Spain*

¹⁹⁾*Department of Mathematics, University of California, Berkeley, CA 94720, USA*

²⁰⁾*Computational Research Division, Lawrence Berkeley National Laboratory, Berkeley, CA 94720, USA*

²¹⁾*Centro de Física de Materiales, Centro Mixto CSIC-UPV/EHU, Paseo Manuel de Lardizabal 5, 20018 Donostia-San Sebastian, Spain*

²²⁾*Departamento de Física de la Materia Condensada, Universidad Autónoma de Madrid, 28049 Madrid, Spain*

²³⁾*LCP-A2MC, Université de Lorraine, 1 Bd Arago, F-57078 Metz, France*

²⁴⁾*Instituto de Física de la Materia Condensada (IFIMAC), Universidad Autónoma de Madrid, 28049 Madrid, Spain*

²⁵⁾*Departamento de Física de Materiales, UPV/EHU, Paseo Manuel de Lardizabal 3, 20018 Donostia-San Sebastián, Spain*

(Dated: April 20, 2020. Accepted by Jour. of Chem. Phys. After publication it can be found at <https://doi.org/10.1063/5.0005077>)

A review of the present status, recent enhancements, and applicability of the SIESTA program is presented. Since its debut in the mid-nineties, SIESTA's flexibility, efficiency and free distribution has given advanced materials simulation capabilities to many groups worldwide. The core methodological scheme of SIESTA combines finite-support pseudo-atomic orbitals as basis sets, norm-conserving pseudopotentials, and a real-space grid for the representation of charge density and potentials and the computation of their associated matrix elements. Here we describe the more recent implementations on top of that core scheme, which include: full spin-orbit interaction, non-repeated and multiple-contact ballistic electron transport, DFT+ U and hybrid functionals, time-dependent DFT, novel reduced-scaling solvers, density-functional perturbation theory, efficient Van der Waals non-local density functionals, and enhanced molecular-dynamics options. In addition, a substantial effort has been made in enhancing interoperability and interfacing with other codes and utilities, such as WANNI90 and the second-principles modelling it can be used for, an AiiDA plugin for workflow automatization, interface to Lua for steering SIESTA runs, and various postprocessing utilities. SIESTA has also been

engaged in the Electronic Structure Library effort from its inception, which has allowed the sharing of various low level libraries, as well as data standards and support for them, in particular the PSML definition and library for transferable pseudopotentials, and the interface to the ELSI library of solvers. Code sharing is made easier by the new open-source licensing model of the program. This review also presents examples of application of the capabilities of the code, as well as a view of on-going and future developments.

I. INTRODUCTION.

The possibility of treating large systems with first-principles electronic-structure methods has opened up new research avenues in many disciplines. The SIESTA method and its implementation have been key in this development, offering an efficient and flexible simulation paradigm based on the use of strictly localized basis sets. This approach enables the implementation of reduced scaling algorithms, and its accuracy and cost can be tuned in a wide range, from quick exploratory calculations to highly accurate simulations matching the quality of other approaches, such as plane-wave methods.

The SIESTA method has been described in detail in Ref. 1, with an update in Ref. 2. In this paper we shall describe its present status, highlighting its strengths and documenting the steps that have recently been taken to improve its capabilities, performance, ease of use, and visibility in the electronic-structure community.

As we shall see, the improvements touch many areas. We can underline the implementation of new core electronic-structure features (DFT+U, spin-orbit interaction, hybrid functionals), modes of operation (improved time-dependent density functional theory (TD-DFT), density functional perturbation theory (DFPT), and analysis methods and procedures to access new properties. A major effort has been spent in enhancing the interoperability of the code at various levels (sharing of pseudopotentials, a new wannierization interface opening the way to sophisticated post-processing, and an interface to multiscale methods). Very significant performance enhancements have been made, notably to the TRANSIESTA module through improved algorithms, and to the core electronic structure problem through the development of interfaces to new solvers. These advances have put SIESTA in a prominent place in the high-performance electronic-structure simulation scene, a role reinforced by its participation in important international initiatives and by its new open-source licensing model.

The manuscript is organized as follows. We provide an overview of the underlying methodology and the capabilities of SIESTA in section II, which serves to place the code in the wider ecosystem of electronic-structure materials simulation. Section III presents the recent developments in and around the code, which are covered in sub-sections. To showcase SIESTA's utility in the context of electronic-structure calculations, we present briefly some relevant applications and survey a few areas in which SIESTA is being profitably used in section IV. Plans for the future evolution of SIESTA are outlined in section V.

II. KEY CONCEPTS OF SIESTA

A. Theory background and context

SIESTA appeared as a consequence of the push for linear-scaling electronic structure methods of the mid nineties, which has been reviewed, for example, in Refs. 3 and 4. SIESTA was the first linear-scaling *self-consistent* implementation of density functional theory (DFT).^{5,6}

The SIESTA method relies on atomic-like functions of finite support as basis sets^{7,8} – of arbitrary number, angular momentum, radial shape, and centers – combined with a discretization of space for the computation of the Kohn-Sham Hamiltonian terms that involve more than two centers. The electron-ion interaction is represented by norm-conserving pseudopotentials. These key ingredients, through the optimized handling of sparse matrices, are used to compute the self-consistent Hamiltonian and overlap matrices with a computational expense that scales linearly with system size. The

^{a)}Electronic mail: albertog@icmab.es

^{b)}Electronic mail: nicpa@dtu.dk

^{c)}Electronic mail: arsalan.akhtar@icn2.cat

^{d)}Electronic mail: ea245@cam.ac.uk

^{e)}Electronic mail: volker.blum@duke.edu

^{f)}Electronic mail: ebosoni@icmab.es

^{g)}Electronic mail: pedro_brandimarte001@ehu.es

^{h)}Electronic mail: mabr@dtu.dk

ⁱ⁾Electronic mail: jcerda@icmm.csic.es

^{j)}Electronic mail: fabiano.corsetti@gmail.com

^{k)}Electronic mail: ramon.cuadrado@gmail.com

^{l)}Electronic mail: vdikan@icmab.es

^{m)}Electronic mail: ferrer@uniovi.es

ⁿ⁾Electronic mail: J.Gale@curtin.edu.au

^{o)}Electronic mail: garciapa@unican.es

^{p)}Electronic mail: vm.garciasuarez@gmail.com

^{q)}Electronic mail: sandragil@gmail.com

^{r)}Electronic mail: ghuhs@physik.hu-berlin.de

^{s)}Electronic mail: sergiollera22@gmail.com

^{t)}Electronic mail: korytar@karlov.mff.cuni.cz

^{u)}Electronic mail: koval.peter@gmail.com

^{v)}Electronic mail: i.lebedeva@nanogune.eu

^{w)}Electronic mail: linlin@math.berkeley.edu

^{x)}Electronic mail: pablolopeztarifa@gmail.com

^{y)}Electronic mail: sara.garciamayo@uam.es

^{z)}Electronic mail: stephan.mohr@bsc.es

^{aa)}Electronic mail: pablo.ordejon@icn2.cat

^{bb)}Electronic mail: andrei.postnikov@univ-lorraine.fr

^{cc)}Electronic mail: yann.pouillon@unican.es

^{dd)}Electronic mail: miguel.pruneda@icn2.cat

^{ee)}Electronic mail: roberto.robles@ehu.es

^{ff)}Electronic mail: daniel.sanchez@ehu.es

^{gg)}Electronic mail: jose.soler@uam.es

^{hh)}Electronic mail: ullah1@lnl.gov

ⁱⁱ⁾Electronic mail: wenzhe.yu@duke.edu

^{jj)}Electronic mail: javier.junquera@unican.es

method is completed with a choice of solvers for that Hamiltonian, from optimized (but cube-scaling) diagonalization methods, to reduced-scaling solvers of different flavors.

The orbitals in the SIESTA basis set are made of the product of a real spherical harmonic and a radial function, which is numerically tabulated in a grid. The shape of the radial part is in principle totally arbitrary, but the experience accumulated has proven that the numerical solution of the Schrodinger equation for a (confined) isolated atom with the corresponding pseudopotential is a very good choice in terms of accuracy versus computational cost. Fuller descriptions of the mechanisms to generate and optimize these pseudo-atomic orbitals (PAOs) are given in Refs. 8–10.

The auxiliary real-space grid is an essential ingredient of the method, as it allows the efficient representation of charge densities and potentials, as well as the computation of the matrix elements of the Hamiltonian that cannot be handled as two-center integrals. This grid can be seen as the reciprocal space of a set of plane waves, and its fineness is most conveniently parametrized by an energy cutoff (the “density” cutoff of plane-wave methods). There are limits to the softness of the functions that can be described with such a grid, so core electrons are not considered (although semi-core electrons usually are), and their effect is incorporated into pseudopotentials. The real-space grid is also used to solve the Poisson equation involved in the computation of the electrostatic potential from the charge density, through the use of a fast-fourier-transform method. This means that SIESTA uses periodic boundary conditions. Non periodic systems, such as molecules, tubes, or slabs, are treated using appropriate supercells.

SIESTA is now a mature code with more than 20 years of existence. In this period, the most important algorithms behind our implementation have been already fully described and documented in a series of papers. Readers interested in the details of how the basic elements defining the method are combined, as well as other relevant implementation details that make the method practical, can find them in the main SIESTA reference¹, and in the update with the new capabilities of the code².

We note that the term SIESTA is regularly used to describe both the method (as outlined in the earliest papers^{5,6}) and its implementation in a computer program. The SIESTA method is at the basis of later independent implementations, such as OpenMX,¹¹ and QuantumATK.¹² Other subsequent codes built on the method, revising some of the fundamental ingredients. This is the case of FHI-aims,¹³ which uses a more sophisticated real-space grid (atom-centered), thus extending the core scheme to all-electron calculations.

In this paper we describe new additions to the SIESTA code, based on independent methodological advances, either pre-existent or specifically developed for SIESTA, as specified and cited in each section below.

B. Overview of Siesta capabilities

As a general purpose implementation, SIESTA can provide the standard functionality available in mainstream DFT codes:

energies, forces, molecular-dynamics simulations, band structures, densities of states, etc., and shares with those codes the basic current limitations of DFT (notably the description of strongly-correlated systems).

What makes SIESTA different from most other codes, and is at the root of its key strengths, is the atomic-like, and strictly localized, character of its basis set. The use of a “good first approximation” to the full problem implies, first, that a much smaller number of basis functions is needed. Second, the finite-support of the orbitals leads to sparsity and the possibility to use reduced-scaling methods. Thus high performance emerges almost by default.

Take first the basis cardinality: the number of basis orbital per atom in a typical SIESTA calculation is of the order of 10-20. This is to be compared with a few hundred in the typical plane-wave (PW) calculation. Furthermore, for systems whose description needs a vacuum region (e.g., slabs for surface calculations, 2D monolayers, etc), empty space is essentially “free” for SIESTA, whereas PW codes still need a basis set determined by the total size of the simulation cell. SIESTA is then quite capable of dealing with systems composed of dozens to hundreds of atoms on modest hardware, even when using cubic-scaling diagonalization solvers, which are the default as they are universally applicable.

Electronic-structure solvers with a more favorable size-scaling can be applied to suitable systems. For example, one of SIESTA’s earlier calculations, in 1996, was a linear-scaling run for a strand of DNA with 650 atoms, performed on a desktop workstation of the era.⁶ Reduced size-scaling is also a feature of the PEXSI solver described in section III G 1 below, and of the NTPoly solver mentioned in section III G 2. In addition to time-to-solution efficiency, these solvers have a smaller memory footprint than diagonalization, as the relevant matrices are kept in sparse form rather than converted to a dense format.

Crucially, SIESTA’s baseline efficiency can be scaled up to ever-larger systems by parallelization. Both distributed (MPI) and shared-memory (OpenMP) parallelization options are implemented in the code. As some of the examples in section IV show, non-trivial calculations with thousands of atoms are used in applications in different contexts, from molecular biology to electronic transport.

Work on the performance aspects of the code is continuous, mostly on the solvers, which usually take most of the computer time due to the very high efficiency of the Hamiltonian setup module in SIESTA. This task is facilitated (see section III O) by leveraging external libraries and developments generated by a number of international initiatives in which SIESTA participates. The code can still run efficiently in modest hardware, while also being able to exploit massive levels of parallelism in large supercomputers (see Fig. 1).

It is worth noting also that the atomic character of the basis set enables the use of a very intuitive suite of analysis tools, since most of the concepts relating to chemical bonding use the language of atomic orbitals. Hence SIESTA has a natural advantage in this area. Partial densities of states and atomic and crystal populations (COOP/COHP) are routinely used to gain insights into the stability and other properties of materials.

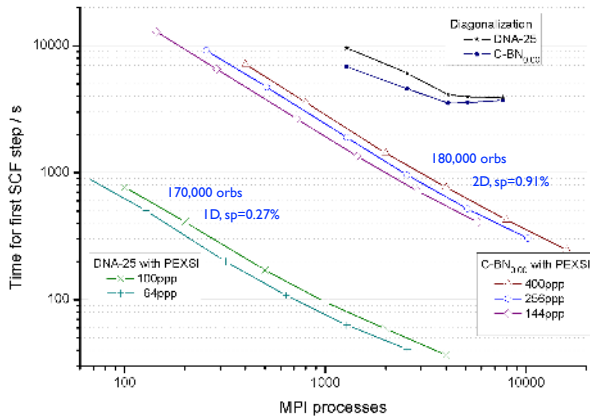


FIG. 1. Parallel strong scaling of SIESTA-PEXSI and the (Scalpack) diagonalization approach for a DNA chain and a Graphene-Boron Nitride stack, prototypes of large (hundreds of thousands of orbitals) quasi one-dimensional and two-dimensional systems. “ppp” stands for the number of MPI processes used in each pole computation, and “sp” the sparsity of the Hamiltonian. (For more details, see section III G 1)

For a recent example, see Ref. 14. Similarly, an atomic basis provides a very natural and adequate language for the first-principles simulation of electronic ballistic transport in nano-sized systems, via the Green’s-function based Keldysh formalism implemented in TRANSIESTA,¹⁵ a part of the SIESTA package.

The very high number of citations of the SIESTA papers testify to the successful application of the code to widely different systems. With regard to specific capabilities and the levels of accuracy achievable, we can distinguish several levels. First, SIESTA implements DFT, one of the most versatile materials simulation frameworks. DFT has its shortcomings, notably in regard to the description of strongly-correlated systems, but these are being addressed (see sections on DFT+U and hybrid functionals below). Second, SIESTA uses pseudopotentials to represent the electron-ion interaction. The pseudopotential approach is firmly rooted in a sound physical approximation (that bonding effects depend mostly on the valence electrons); however, it is at a disadvantage when core-electrons effects are important (but see section III N 6 below). Third, SIESTA employs periodic boundary conditions (PBC) for the solution of the Poisson problem, sharing with plane-wave codes the need to resort to repeated supercells for the study of low-dimensional systems, and to special techniques for the treatment of charged systems. It is important to note, however, that, unlike plane-wave codes, SIESTA is only bound to PBC because of the present treatment of the Hartree term of the single-particle Hamiltonian. This limitation is lifted by the incorporation of alternative Poisson solvers, as described in Sec. III O, which allow for open boundary conditions, as for isolated nano-systems, and hybrid open/periodic boundary conditions in different dimensions, as for isolated wires and slabs. It should be remembered that the three approximations mentioned in this paragraph are very widely used in

the community, shared by some of the most popular electronic structure codes.

Fourth, with regard to SIESTA specific approximations, particularly the basis set, it should be stressed that SIESTA is limited to basis sets composed of functions that are product of a radial part and spherical harmonics, but it does not constrain on how many, where such functions are centered, and the size of their finite-support region. Calculations can flexibly range from quick exploration to very high-quality simulations (one may recall that accuracy gold standards in electronic structure are provided by quantum-chemistry methods, based on LCAO).

The use of an atomic-orbital basis set implies however the limitation of non-uniformity of convergence. As opposed to plane-wave methods, in which a single energy cutoff parameter monotonically determines the quality of the calculation, there is no univocal procedure for the choice of an appropriate basis set. It is a well-known problem, shared by the whole quantum-chemistry community, on which there is widely used and tested know-how. As Fig. 2 shows, it is possible to attain in practice an accuracy comparable to that of well-converged plane-wave calculations. The reader is also referred to sections IV B and IV C 1 for showcase examples of the accuracy of the code, among many others in the literature.

To close this section, we stress that it has been a traditional and deliberate attitude by the SIESTA team that, although proposing sensible starting points to users as defaults, the choice of fundamental approximations and inputs to the program (not only basis sets, but also density functionals, and pseudopotentials) is a responsibility of the users, who retain full control and the flexibility to adapt the code to their specific needs. Nevertheless, tools for basis optimization are provided with the program, new curated databases of pseudopotentials are coming online, and new ways to ameliorate the correlation problem are being implemented. Some of these developments are described in the following sections.

III. RECENT DEVELOPMENTS IN SIESTA

A. New distribution model and development infrastructure

A few years ago, in 2016, a decision was made to change the licensing model for SIESTA: traditionally it had always been free of charge to academics, but non-academic use required a special license and redistribution was not permitted. Now SIESTA is formally an open-source program, distributed according to the terms of the GPL license¹⁸. At the same time, the development infrastructure was made more transparent and scalable, using first the Launchpad platform¹⁹ and now the Gitlab service²⁰. The net effect of the changes has been a more fertile and dynamic development, with more contributors who can have direct access to the various branches of development, and a better experience for users, who can download code and raise issues in an integrated platform.

These changes have been substantial for the core developers, and the transitory period is still being felt. The main code base is gradually absorbing new developments, both those that

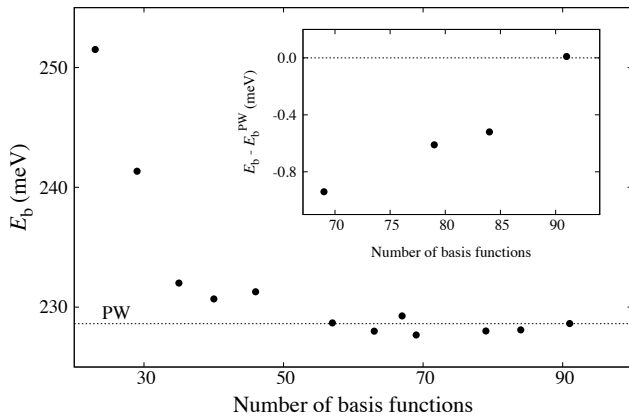


FIG. 2. Basis set convergence for the binding energy (E_b) of a water dimer. Details can be found in Ref. 16. The horizontal dotted line represents the converged plane-wave (PW) calculation (1300 eV cut-off) for the same system (dimer geometry and box), pseudopotentials and density functional, using the ABINIT code.¹⁷ Inset: deviation of E_b versus the PW reference. The deviation for the last point is of 10 μeV .

were planned long in advance, and new ones made possible by the greater openness and fluidity of the development model. Most of the new features described below are already part of public releases, but a few are undergoing the last stages of testing before release. The work-flow is also moving from long-lived releases, hard to maintain with bug-fixes, to more frequent releases that will be maintained for a shorter time.

B. New pseudopotential format for interoperability

PSML (for PSeudopotential Markup Language)^{21,22} is a file format for norm-conserving pseudopotential data which is designed to encapsulate as much as possible the abstract concepts involved in the domain, and to provide appropriate metadata and provenance information. This extra level of formalization aims at removing the interoperability problems associated to bespoke pseudopotential formats, which usually were designed to serve the needs of specific generators and client codes, and thus contain implicit assumptions about the meaning of the data or lack information not considered relevant.

PSML files can be produced by the ONCVSP²³ and ATOM²⁴ pseudopotential generator programs, and are a download-format option in the Pseudo-Dojo database of curated pseudopotentials^{25,26}.

The software library libPSML^{21,22} can be used by electronic structure codes to transparently extract the information in a PSML file and incorporate it into their own data structures, or to create converters for other formats. It is currently used by SIESTA and ABINIT,^{17,27} making possible a full pseudopotential interoperability and facilitating comparisons of calculation results.

The use of this new format opens the door to benefit from the availability of a periodic table of reliable and accurate

norm-conserving pseudopotentials, easing in most cases the task of pseudopotential quality control.

C. DFT+U for correlated systems

The LDA+U method, initially developed by Anisimov and coworkers²⁸ with the objective to improve the treatment of the electron-electron interaction for localized electrons within the bare LDA description, has been implemented in SIESTA. The idea behind the LDA+U consists in describing the “strongly correlated” electronic states of a system (typically, localized d or f orbitals) using the Hubbard model, whereas the rest of valence electrons are treated at the level of “standard” approximate DFT functionals.²⁹ In the current version of SIESTA the implementation is based on the simplified rotationally invariant functional proposed by Dudarev and coworkers.³⁰ Here, the corrections are made invariant under rotation of the atomic orbitals used to define the occupation number of the correlated subspace, at the cost of retaining only the lowest order Slater integrals in the factorization of the integrals of the Coulomb kernel of the electron-electron interaction, and neglecting the higher order ones (i.e. taking the exchange interaction J as 0). The expression of the corrective term as a functional of the occupation number $n_{\ell m}^{I\sigma}$ of the localized correlated orbital ℓm with spin σ within the atom I is given by

$$E_U = \sum_{I\sigma\ell} \frac{U^{I\ell}}{2} \left[\sum_m n_{\ell m}^{I\sigma} (1 - n_{\ell m}^{I\sigma}) \right], \quad (1)$$

where only one interaction parameter $U^{I\ell}$ is needed to specify the interaction per atom and ℓ -shell. In the practical SIESTA implementation, the populations on the correlated orbitals are computed using non-overlapping (i. e. orthogonal) localized projectors. They can be generated using either (i) the same algorithm used to produce the first- ζ orbitals of the basis set, but with a larger energy shift, or (ii) cutting the exact solution of the pseudoatom with a Fermi function.

The results of the LDA+U method are sensitively dependent on the numerical value of the effective on-site electronic interaction, the Hubbard U . Although in principle the value of U can be computed from first principles using linear response methods,³¹ a common practice is to tune it semiempirically, seeking agreement of certain properties (for instance band gaps or magnetic moments) with available experimental measurements. Then, the fitted U is used in subsequent calculations to predict other properties.

The LDA+U corrects localized states, for which the self-interaction correction is expected to be stronger, and is an effective method to improve the description of the (underestimated) band gap of insulators, as shown in Fig. 3 for the case of NiO. Once the Hubbard correction is switched on, the optical band gap increases up to 3.08 eV (from the bare GGA-PBE value of 1.08 eV), very close to the experimental value for the onset of optical absorption in NiO³² (3.10 eV). The magnetic moment on the Ni atom is also properly described, with a value of 1.67 μ_B which lies well within the experimental range of values (between 1.64 μ_B ³³ and 1.9 μ_B ³⁴), and

improves on the result of $1.39 \mu_B$ obtained with a bare GGA-PBE functional.

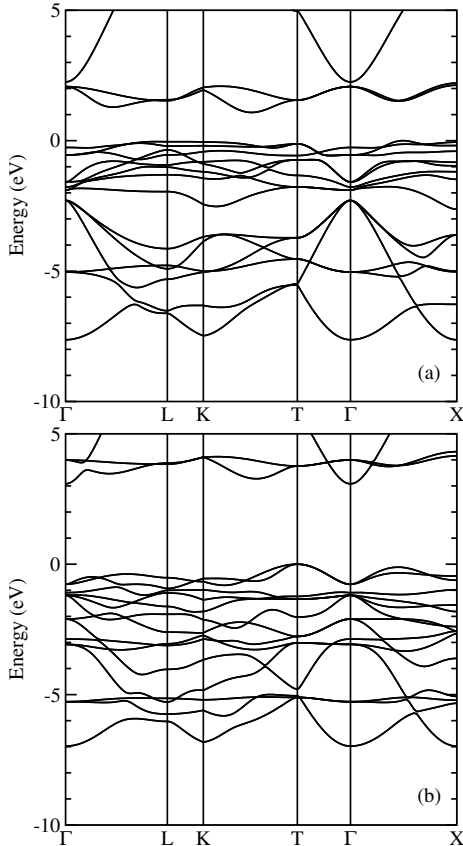


FIG. 3. Band structure of NiO in the undistorted rock-salt type structure with rhombohedral symmetry introduced by a type-II antiferromagnetic order. The experimental lattice spacing is used. The bands obtained within GGA-Perdew-Burke-Ernzerhof functional (panel a), and with a Hubbard U correction of 4.6 eV applied on the d -orbitals of Ni (panel b), as in Ref. 31, are shown. The zero of the energy is set at the top of the valence band.

D. Van der Waals functionals

An efficient calculation of van der Waals (vdW) functionals^{35,36} was developed and first implemented in SIESTA using a polynomial expansion in the local variables (q_1, q_2) of the nonlocal interaction kernel $\Phi(q_1, q_2, r_{12})$ and a Fourier expansion in the relative position r_{12} ³⁷. As a result, the scaling of the vdW computation decreases from $O(N^2)$ to $O(N \log N)$ and it becomes marginal within the overall cost. This scheme was later extended¹⁶ to a more complex kernel³⁸ of the form $\Phi(n_1, |\nabla n_1|, n_2, |\nabla n_2|, r_{12})$, and it has been applied to a large variety of systems, like carbon nanotubes³⁷, hydrogen adsorption^{39,40}, or liquid water⁴¹.

E. Hybrid functionals

The screened hybrid functional HSE06^{42–44} has been implemented in SIESTA building on the work of Ref. 45. This functional is the result of adding nonlocal Hartree-Fock type exact exchange (HFX) into semilocal density functionals. The Coulomb potential that appears in the exchange interaction is screened, so it has a shorter range than $1/r$. Here, to reduce the big prefactor involved in the computation of the HFX potential matrix elements, we fit the NAO of the basis set with Gaussian-type orbitals, specially suited to computing the four center electron repulsion integrals (ERIs) in a straightforward and efficient analytical way. An example of this fitting for the $2s$ and $2p$ atomic orbitals basis set of the oxygen is shown in Fig. 4. The LIBINT package⁴⁶ is required to calculate primitive ERIs, where recursive schemes of the Obara-Saika⁴⁷ method and the Head-Gordon and Pople’s variation⁴⁸ thereof are implemented. ERIs are calculated in the first SCF cycle and then stored in disk. Only the ERIs with non-negligible contributions are calculated, keeping the HFX Hamiltonian also sparse.

This HSE06 functional has been used to compute the band structure of bulk Si [diamond structure; Fig. 5(a)] and BaTiO₃ [cubic structure; Fig. 5(b)] with a double-zeta polarized basis set at the equilibrium lattice constant of the Perdew-Burke-Ernzerhof functional⁴⁹ within the Generalized Gradient Approximation (5.499 Å for Si and 4.033 Å for BaTiO₃). In both cases, the gap is opened with respect to the value obtained with the semilocal functional. In bulk Si the band gap is indirect: the top of the valence band is located at Γ and the bottom of the conduction band at a point along the $\Gamma \rightarrow X$ high-symmetry line. It increases from 0.64 eV within GGA to 1.00 eV with the hybrid functional, in good agreement with the experimental value of 1.17 eV⁵⁰. For the case of the perovskite oxide BaTiO₃, the band gap is also indirect, from R to Γ , and its value increases from 1.87 eV with GGA to 3.28 eV with the HSE06 functional, almost matching the experimental value of 3.2 eV estimated by Wemple in the cubic phase⁵¹.

F. Spin-orbit coupling

The capability to include the spin-orbit (SO) interaction in SIESTA and in the analysis tools is seen as a strategic asset for the project in view of the recent interest in topological insulators and quasi-two-dimensional systems with important spin-orbit effects, like some of the transition metal dichalcogenides. Also, it brings the possibility to obtain the magnetic crystalline anisotropy (MCA) (change in the total energy of the system upon changing the spin quantization axis).

In a standard collinear-spin DFT calculation, the total KS Hamiltonian is represented by two independent spin-blocks, $\hat{H}_{\mu\nu}^{\sigma\sigma}$ [$\sigma = \uparrow, \downarrow$]. However, when the SO coupling is included, off-diagonal spin blocks arise (i.e., there are non-zero couplings between the two spin components). Therefore, and similar to the non-collinear spin case, the Hamiltonian be-

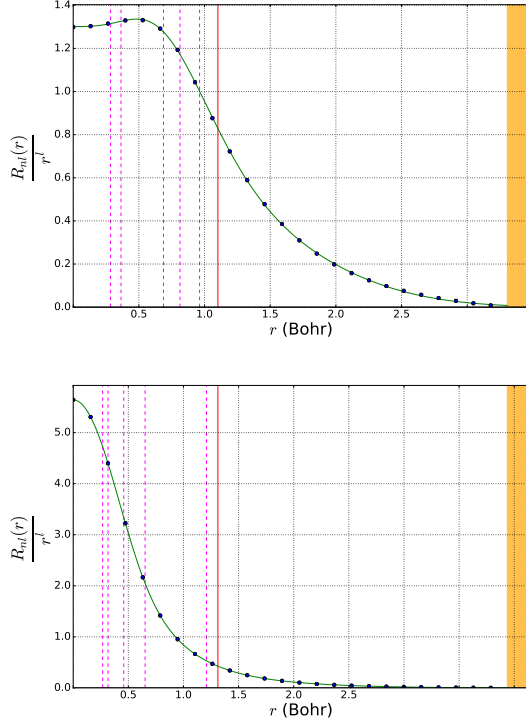


FIG. 4. Gaussian fits of the radial part of oxygen 2s (a) and 2p (b) orbitals using 6 Gaussian functions. The orbitals to fit are represented by blue dots and the corresponding Gaussian expansions by green continuous lines. Dashed vertical lines represent the standard deviations of individual Gaussians and a red continuous line marks their upper limit. The orbitals are set to zero in the yellow area, marking their cutoff radii.

comes a full 2×2 matrix in spin space

$$\hat{H}_{\mu\nu}^{KS} = \begin{pmatrix} \hat{H}_{\mu\nu}^{\uparrow\uparrow} & \hat{H}_{\mu\nu}^{\uparrow\downarrow} \\ \hat{H}_{\mu\nu}^{\downarrow\uparrow} & \hat{H}_{\mu\nu}^{\downarrow\downarrow} \end{pmatrix} \quad (2)$$

where $\mu\nu$ subindexes refer to the SIESTA basis orbitals. The fully relativistic Hamiltonian \hat{H}^{KS} is expressed as a sum of the kinetic energy \hat{T} , the scalar-relativistic pseudo-potential part in the form of Kleinman–Bylander projectors \hat{V}^{KB} , the spin-orbit \hat{V}^{SO} term and the Hartree \hat{V}^H and exchange–correlation \hat{V}^{XC} potentials:

$$\hat{H}^{KS} = \hat{T} + \hat{V}^{KB} + \hat{V}^{SO} + \hat{V}^H + \hat{V}^{XC} \quad (3)$$

The first three terms of the right hand side do not depend on the charge density, $\rho(\mathbf{r})$, and therefore do not change in the self-consistent cycle, while \hat{V}^{SO} and \hat{V}^{XC} are the only spin-dependent terms that couple both spin components.

In order to compute the MCAs, different orientations of the spin quantization axis need to be considered. This may be done by rotating either \hat{V}^{SO} (as done by Cuadrado and Cerdá⁵²) or the density matrix, which is the approach currently followed by SIESTA for compatibility with the non-collinear case.

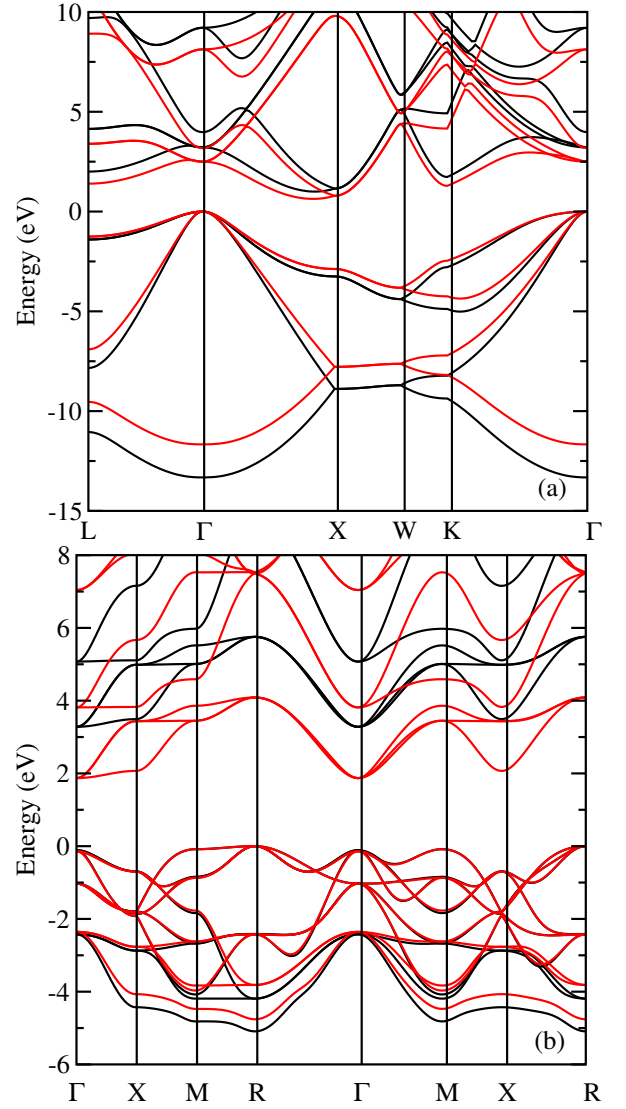


FIG. 5. Band structure of (a) bulk Si in the diamond structure, and (b) bulk BaTiO₃ in the cubic structure obtained with the Perdew-Burke-Ernzerhof functional (red lines) and with the HSE06 hybrid functional (black lines). The zero of energies have been set to the valence band maximum.

In the current implementation the SO term is included non-perturbatively, so that the fully relativistic Hamiltonian is solved self-consistently after extending the Kohn–Sham wave-functions to full spinors. Two different approaches have been implemented in SIESTA to account for the SO term, \hat{V}^{SO} :

- *on-site* approximation:

Based on the work of Fernández-Seivane *et al.*^{53,54}, only the intra-atomic SO contributions within each l -shell of each atom are considered. In this approach the SO terms are obtained from analytical simple expressions for the angular integrals while the radial integrals are computed numerically.

- *off-site* approach:

Here, \hat{V}^{SO} is built following the Hemstreet

formalism^{52,55} whereby a fully-relativistic pseudo-potential (FR-PP) operator is constructed in a fully separable form, i.e., non-local in the radial part as well as in the angular variables, in order to substantially reduce the computational cost. The necessary lj Kleinman–Bylander projectors may be either constructed by SIESTA itself from relativistic semilocal PPs, or directly read from appropriately generated PSML files, as provided by the Pseudo-Dojo project^{25,26}. Moreover, we note that the FR-PP formalism (as well as the original one implemented in Ref. 52) uses the correct normalization constants $C_{l\pm 1/2}$, in contrast with what was erroneously stated in Ref. 56.

Although we consider the *off-site* approach more accurate, as it includes inter-shell and inter-atomic SO couplings, both approximations yield very similar results in most of the tested systems, with relevant qualitative differences only found in a few specific cases. Furthermore, the construction of the $V_{\mu\nu}^{SO}$ matrix is very fast under both schemes and involves a tiny fraction of the entire self-consistent calculation.

G. New electronic-structure solvers

For most problems, SIESTA spends the largest fraction of cpu-time in the solver stage (solution of the generalized eigenvalue problem $H\Phi = \epsilon S\Phi$). The stage devoted to the calculation of the hamiltonian H and overlap S is typically much lighter weight, as those matrices are intrinsically sparse due to the use of a finite-support basis set. Accordingly, SIESTA’s performance is almost completely linked to the use of appropriate external solver libraries.

Over the past few years we have expanded the choices available to users and refined the relevant interfaces. Initially, we added support for new individual solvers as detailed below, but recently we have consolidated some of the most important functionality under a new common interface to the ELSI library of solvers^{57,58}.

1. Solvers with a native interface

Diagonalization (solution of the generalized eigenproblem appropriate for non-orthogonal orbitals) is the default method for obtaining the density-matrix in SIESTA. A number of standard routines are contained in the SCALAPACK library⁵⁹, but more efficient alternatives are possible. In particular, the ELPA library^{60–62} uses an extra intermediate step in the tridiagonal conversion of the matrices to obtain better scalability and significant speedups over SCALAPACK. An interface to ELPA is offered in SIESTA, so this solver can be used as a drop-in replacement for SCALAPACK throughout the code.

In addition, SIESTA has implemented interfaces to several methods not based on diagonalization. In most cases, the use of a finite-support basis set, leading to the appearance of sparse matrices, is a significant factor to achieve good performance:

- The Fermi Operator Expansion method (FOE)⁶³ uses the formal relationship between Hamiltonian and density-matrix, $\hat{\rho} = f_{FD}(\hat{H} - \mu)$, where f_{FD} is the Fermi-Dirac function. A simple polynomial expansion of f_{FD} can then be used to obtain $\hat{\rho}$ without diagonalization. This method is implemented in the CheSS library⁶⁴, developed within the BigDFT project⁶⁵.
- The PEXSI method^{66,67} uses a pole expansion of f_{FD} to get $\hat{\rho}$ in the form:

$$\hat{\rho} = \text{Im} \left(\sum_{l=1}^P \frac{\omega_l^p}{H - (z_l + \mu)S} \right) \quad (4)$$

where ω_l^p and z_l are the weights and poles for the corresponding expansion of the Fermi-Dirac function. The number of poles needed is significantly smaller than for the polynomial version of the FOE, as its dependence on the spectrum size is only logarithmic.

It would appear that having to invert matrices would still render this approach cubic-scaling, but in fact only *selected* elements of $\hat{\rho}$ have to be actually computed. This “pole expansion and selected inversion” method offers a reduced complexity (at most $\mathcal{O}(N^2)$ for dense systems, and $\mathcal{O}(N)$ for quasi-one-dimensional systems), and trivial parallelization over poles, so it is well-suited for very large problems on large machines. For example,⁶⁸ computed the electronic structure of large (up to 11,700 atoms) graphene nanoflakes using SIESTA-PEXSI.

- The electronic structure problem can also be cast as a minimization problem (of an extended functional) without orthogonalization. When additional localization constraints are put in place, the original linear-scaling method in SIESTA results. Without the extra localization constraints, the cubic-scaling Orbital Minimization Method (OMM)⁶⁹ can be competitive with respect to diagonalization, as data can be reused across scf-cycle steps.

2. The ELSI interface

We have considerably extended the range of solver choices and the performance enhancement possibilities of the code with the integration of the open-source ELSI library (<https://elsi-interchange.org>), that provides a unified software interface that connects electronic structure codes to various high-performance solver libraries to solve or circumvent eigenproblems encountered in electronic structure theory⁵⁷. ELSI also ships with its own tested versions of the individual solver libraries, but additionally, linking against already compiled upstream versions from each solver library is supported as much as possible.

The ELPA, OMM, and PEXSI solvers, which had their own ad-hoc interfaces as described in the previous section,

are now available through ELSI, which also supports other conventional dense eigensolvers (EigenExa⁷⁰, MAGMA⁷¹), sparse iterative eigensolvers (SLEPc⁷²), and linear scaling density matrix purification methods (NTPoly⁷³). As sketched in Fig. 6, an electronic structure code interfacing to ELSI automatically has access to all the eigensolvers and density matrix solvers supported in ELSI. In addition, the ELSI interface is able to convert arbitrarily distributed dense and sparse matrices to the specification expected by the solvers, taking this burden away from the electronic structure code. A comprehensive review of the capabilities in the latest version of ELSI, including parallel solution of problems found in spin-polarized systems (two spin channels) and periodic systems (multiple k -points), scalable matrix I/O, density matrix extrapolation, iterative eigensolvers in a reverse communication interface (RCI) framework, has recently been completed⁵⁸.

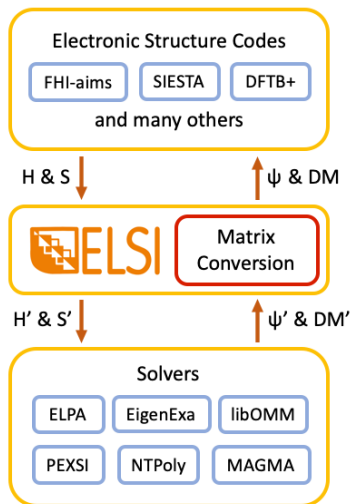


FIG. 6. Interaction of the ELSI interface with electronic structure codes. ELSI serves as a bridge between electronic structure codes and solver libraries. An electronic structure code has access to various eigensolvers and density matrix solvers via the ELSI API. Whenever necessary, ELSI handles the conversion between different units, conventions, matrix formats, and programming languages.

With the common interface in place, any additions and enhancements to the supported solvers can be used in SIESTA with almost no code changes. This is particularly relevant for performance enhancements. For example:

- Further levels of parallelization: A feature common in principle to all solvers is that the SIESTA-ELSI interface can exploit the full parallelization over k -points and spins mentioned above. This means that these calculations can use two extra levels of parallelization in the solver step beyond the standard one of parallelization over orbitals (see Fig. 7).
- The new version of the PEXSI solver integrated in ELSI can achieve the same level of precision with fewer poles, and offers an extra level of parallelization

over trial points for the determination of the chemical-potential.

- Mixed-precision support: The ELPA solver can be invoked in single-precision mode, which can speed up the initial steps of the electronic self-consistent-field (scf) cycle.
- Accelerator offloading: The ELPA library offers GPU support in some kernels⁶², and there is scope for extending it to more kernels. ELSI also offers an interface to the accelerator-enabled MAGMA library. Finally, the PEXSI developers are working on adding GPU support to the solver.

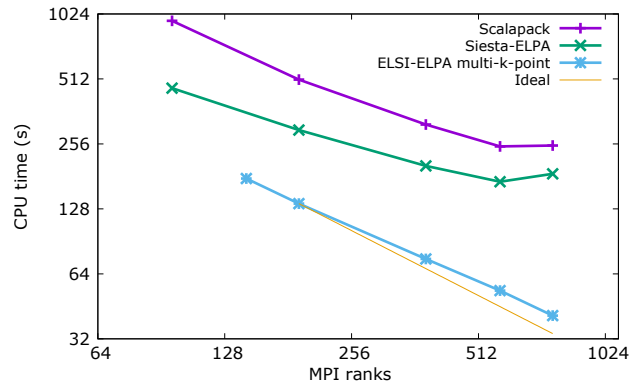


FIG. 7. Performance improvement from the use of the extra level of parallelization over k -points in SIESTA using the ELSI interface with the ELPA solver, compared to the previous diagonalization scheme (using both the standard SCALAPACK solver and the existing ELPA interface in SIESTA). The system is bulk Si with H impurities, with 1040 atoms, 13328 orbitals, and a sampling of 8 k -points. The multi- k scheme is able to stay closer to ideal scalability for larger numbers of MPI processes.

H. Time dependent DFT

Time-dependent density-functional theory (TD-DFT) was first implemented into SIESTA in its real-time propagating form. It was first described in Ref. 74, and then briefly in Ref. 2. It was based on the Crank-Nicolson algorithm, by which, the effect of the evolution operator for an infinitesimal time step

$$\hat{U}(t_0 + \Delta t, t_0) = \exp[-i\hat{H}(t)\Delta t] \quad (5)$$

on the wave-function coefficients matrix at a given time t_0 , $c(t_0)$ is approximated by

$$c(t_0 + \Delta t) = \left[S + iH(t_0 + \Delta t) \frac{\Delta t}{2} \right]^{-1} \left[S - iH(t_0) \frac{\Delta t}{2} \right] c(t_0) \quad (6)$$

where Δt represents the finite time-step resulting from time discretization, and S and H represent the overlap and Hamiltonian matrices, respectively, in the representation given by

a non-orthogonal basis set, as used by SIESTA. That expression is obtained from equating the first-order evolution of the coefficients forward, from t_0 to $t_0 + \Delta t/2$, to the backward evolution from $t_0 + \Delta t$ to the same intermediate step.

It can be further simplified to

$$c(t_0 + \Delta t) = \left[S + iH(t_0) \frac{\Delta t}{2} \right]^{-1} \left[S - iH(t_0) \frac{\Delta t}{2} \right] c(t_0) \quad (7)$$

for a smooth-enough variation of the Hamiltonian itself and a small enough Δt , thereby avoiding the self-consistency implied in propagation using Eq. 6. In Section III H 3 below, recent developments on efficient treatments of Eq. 6 beyond Eq. 7 are presented. Here we describe the parallelization and related features in the TD-DFT implementation now found in standard SIESTA releases.

The implemented propagation is based on Eq. (7) (with the improvement possibilities described in Section III H 3), but proper consideration must be taken of the fact that not only the coefficients change in time, but also the basis set and the Hilbert space spanned by it when the atoms move. An analysis of the geometrical implications of this fact is presented in Ref. 75. The time-dependent Kohn-Sham equation

$$H|\psi\rangle = i\partial_t|\psi\rangle \quad (8)$$

becomes

$$Hc = iS(\partial_t + D)c \quad (9)$$

where H , S , and c are the Hamiltonian, overlap and coefficients matrices, respectively, as before, and the D matrix is the connection in the manifold given by the evolving Hilbert space⁷⁵, $D_{\mu\nu} = \langle \phi_\mu | \partial_t \phi_\nu \rangle$, for ϕ_μ and ϕ_ν basis functions.

A way of taking such evolution into account in the discretized implementation was proposed by Tomfohr and Sankey⁷⁶, and is based on a Löwdin orthonormalization. The scheme consists of two steps. First the wavefunctions are propagated using both S and H at time t_0 using Eq. (7), but to an auxiliary coefficient matrix \tilde{c} ,

$$\tilde{c}(t_0 + \Delta t) = \left[S + iH(t_0) \frac{\Delta t}{2} \right]^{-1} \left[S - iH(t_0) \frac{\Delta t}{2} \right] c(t_0). \quad (10)$$

Then, the propagation is followed by a change of basis operation (only needed if the ionic positions have changed),

$$c(t_0 + \Delta t) = S^{-\frac{1}{2}}(t_0 + \Delta t) S^{\frac{1}{2}}(t_0) \tilde{c}(t_0 + \Delta t). \quad (11)$$

This algorithm is unitary by construction, and so the preservation of orthonormality is guaranteed, regardless of the size of Δt . As discussed in detail in Ref. 75, this algorithm can be shown not to be entirely consistent with the connection represented by the D matrix defined above. Nevertheless, the discrepancies due to the mentioned inconsistency have been shown to be small in a series of studies using this formalism^{77–80}, at least for low atomic velocities. The practical benefit of separating the two procedures is to perform the change of basis only when necessary, allowing for many electronic

steps per atomic motion step, if the nuclei are still significantly slower than electrons, for instance. The implementation of the Crank-Nicolson part is the same for both the fixed and moving basis.

The square root and inverse square root are calculated by first computing its eigenvalues and eigenvectors,

$$S = UEU^\dagger, \quad (12)$$

where E is a diagonal matrix with the eigenvalues of S . And U is a square matrix with the eigenvectors of S as its columns. Then,

$$S^{1/2} = UE^{1/2}U^\dagger, \quad \text{and} \quad S^{-1/2} = UE^{-1/2}U^\dagger$$

where $E^{1/2}$ and $E^{-1/2}$ are obtained by replacing diagonal elements of E with their square root and inverse square root (in the latter case neglecting those eigenvalues below certain threshold value), respectively.

The two-stage algorithm has been implemented in SIESTA in parallel, allowing for k -point sampling and for collinear spin. The initial occupied states to be propagated are read from a file. SIESTA is prepared to run a conventional DFT calculation of whatever relevant initial state, and write a wavefunction continuation file that acts as initialization of the ulterior SIESTA run in real-time TD-DFT mode. As it stands, SIESTA evolves states defined as fully occupied; partial occupations are not currently supported.

1. Parallelization

The two-step procedure described above requires matrix-matrix and matrix-scalar multiplication, matrix addition, and matrix inversion, plus the diagonalization of the overlap matrix for the Löwdin step. Since only the occupied states are propagated, the c matrix is rectangular $N \times \mathcal{N}$, that is, number of propagating states \times number of basis functions, while S and H are square, $\mathcal{N} \times \mathcal{N}$. The computation of the overlap and Hamiltonian matrices is handled by pre-existing SIESTA routines, which are already parallelized and well-optimized for HPC environments^{69,81}.

The parallelization of the propagation following Eqs. (10) and (11) is done simply exploiting the MatrixSwitch library⁸², which allows for an abstracted manipulation of matrices, the details of parallelization, data formats, conversions etc. being taken care of underneath. In this case, MatrixSwitch is called to use the BLACS⁸³ and SCALAPACK⁸⁴ libraries, meaning that this part of the code is run on dense-matrix infrastructure, as already done with conventional diagonalization solvers. As for the latter, although the H and S matrices are sparse, the c matrix is dense.

Conversion between storage formats is an important consideration here. The native matrix storage format employed by SIESTA is a compressed sparse column (CSC) scheme with a one-dimensional block-cyclic distribution (1D-BCD) over MPI processes. A block-cyclic distribution is needed by BLACS and SCALAPACK package. The matrices can therefore be temporarily converted from sparse to dense using the

same parallel distribution; this is a very efficient operation, since no MPI communication is necessary. It should be noted that a two-dimensional (2D) BCD is known to be more efficient in terms of parallel scaling⁶⁹. The conversion from 1D to 2D does however carry a heavier cost, as MPI communication is inevitable.

The parallel efficiency of our implementation is therefore chiefly determined by that of the underlying SCALAPACK drivers. The matrix inversion in Eq. (10) is performed using *LU* factorization. For the diagonalization of the overlap matrix we have implemented the option of using either a standard diagonalization approach (tridiagonal reduction followed by the implicit QR algorithm) or a divide-and-conquer algorithm as described in Ref.85. The latter is known to scale better with system size.

The scaling with number of processors is very similar to the scaling of a conventional DFT SIESTA run using diagonalization as the solver option, since both procedures are run on routines of analogous scaling within the same dense-matrix-algebra library. Figure 8 shows the relative share in the total running time of the three main procedures involved: the Crank-Nicolson algorithm, the change of basis, and the calculation of the SCF Hamiltonian plus other minor processes in SIESTA such as building the density matrix. This was performed for a system of 5000 Ge + 1 He atoms described with a single-zeta polarized basis set. The Crank-Nicolson algorithm takes about 18% of the total time on 30 processors, which increases to 25% on 316 processors. Instead, the change of basis procedure takes about 38% of the total time on 30 processors, which decreases as the parallelization increases, reflecting its better scaling properties. The Löwdin step is the most expensive operation on all numbers of processors, which affects TD-DFT simulations (and only those steps) involving atomic motion.

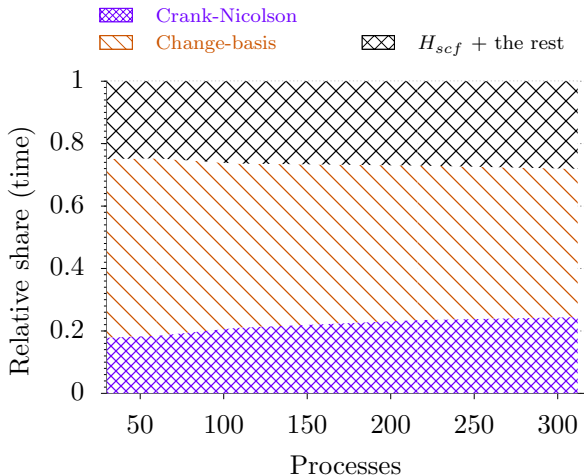


FIG. 8. The relative share of the total running time for the Crank-Nicolson algorithm, the Löwdin step, and the rest of the program operations (including the building of the SCF Hamiltonian) for a system of 5000 Ge atoms and one He projectile, using 30-316 processors.

2. TD-DFT Beyond the released version

There are many possible (and feasible) improvements on what has been described above, some of them in the pipeline. From a fundamental point of view, the Löwdin step will be replaced by another basis-changing step, in the direction of what was proposed in Ref. 75. It is needed if atoms move at velocities of around 1 atomic unit or more (1 a.u. $\sim c/137$, being c the speed of light). In that case the diagonalization step may be avoided (or replaced by the $N \times N$ diagonalization of the overlap matrix for the evolving states, instead of the $\mathcal{N} \times \mathcal{N}$ for the basis set overlap).

For fast moving atoms within Ehrenfest dynamics, there is also the need to implement correction terms to the forces related to both the change of basis and the rotation of the time-dependent Hilbert space (the intrinsic curvature of the manifold). These terms are well known,⁸⁶ and their geometrical meaning in terms of the relevant curvature⁷⁵ will appear in Ref. 87. They are being tested and should be incorporated shortly to a visible branch in the open source repository, to be later merged into the trunk, and further incorporated into SIESTA releases.

For efficiency, iterative inversion options will be explored replacing the present *LU* implementation in SCALAPACK, and quite a few possibilities exist to incorporate more sophisticated algorithms to the described operations. What has been described is robust and quite transparent, but the MatrixSwitch abstraction should allow easy implementation of other techniques.

3. Improved real-time propagators

Eq. (7) represents a fast approach of electronic propagation in real-time TD-DFT, especially suited to study systems where the perturbation of the electronic density is relatively small (e.g. optical linear response⁷⁴). If one is interested in simulating systems with heavily perturbed electronic densities by external forces (like those exerted by intense laser fields or fast atom collisions for instance), one should choose a more elaborate propagation scheme that preserves better the time-reversibility of the propagator operator. Some of the authors introduced in Ref. 79 an extrapolation algorithm to study the stopping power of prototype semiconductors. Briefly, the method uses Eq. (7) with an extrapolated Hamiltonian:

$$c(t_0 + \Delta t) = \left[S + iH_{ext} \frac{\Delta t}{2} \right]^{-1} \left[S - iH_{ext} \frac{\Delta t}{2} \right] c(t_0), \quad (13)$$

where the extrapolated Hamiltonian H_{ext} reads

$$H_{ext} = H(t_0) + \frac{1}{2} \Delta H \quad (14)$$

and

$$\Delta H = H(t_0) - H(t_0 - \Delta t). \quad (15)$$

Additionally, the user is given the option to divide each propagation step Δt into n sub-steps in an effort to increase the accuracy of the first-order expansion underlying the derivation

of Eq. (13). In this case, the final equation reads

$$c(t_0 + \Delta t) = \prod_{j=1}^n \left[S + iH_{ext}^j \frac{\Delta t}{2n} \right]^{-1} \left[S - iH_{ext}^j \frac{\Delta t}{2n} \right] c(t_0), \quad (16)$$

with

$$H_{ext}^j = H(t_0) + \frac{1}{n} \left(j - \frac{1}{2} \right) \Delta H \quad (17)$$

Recently we introduced a third algorithm for propagation. Leaving aside in this description the complications associated with the possible subdivision of each time-step, the new algorithm is based on a two-step scheme where the electronic wavefunction is first propagated until half of the step, $\Delta t/2$, using extrapolation as in Eq. (13),

$$c(t_0 + \frac{\Delta t}{2}) = \left[S + iH_{ext} \frac{\Delta t}{4} \right]^{-1} \left[S - iH_{ext} \frac{\Delta t}{4} \right] c(t_0), \quad (18)$$

then an explicit calculation of the half-step Hamiltonian, $H(t_0 + \Delta t/2)$, is performed using the coefficients $c(t_0 + \Delta t/2)$ obtained from Eq. (18). In a second step, the coefficients are evolved from the beginning of the step, $c(t_0)$, to the full step, $c(t_0 + \Delta t)$, using the half-step Hamiltonian:

$$c(t_0 + \Delta t) = \left[S + iH(t_0 + \frac{\Delta t}{2}) \frac{\Delta t}{2} \right]^{-1} \left[S - iH(t_0 + \frac{\Delta t}{2}) \frac{\Delta t}{2} \right] c(t_0) \quad (19)$$

This approach, although increasing the CPU time by around $\sim 35\%$ as compared to the two previous schemes, allows for better energy conservation for highly perturbed systems where the Kohn-Sham potential heavily varies in time.

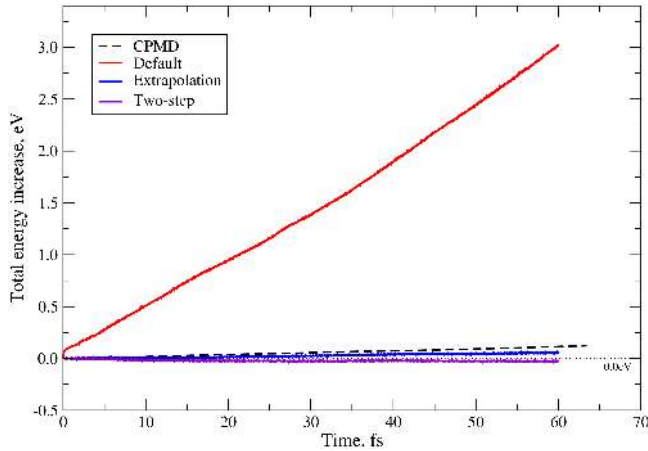


FIG. 9. Energy drift in an energy conserving TDDFT simulation of ionized-core uracil for the three propagation methods described here, as compared with the CPMD implementation, for a time step of $\Delta t = 0.24$ attoseconds (0.01 atomic units).

In order to provide a more quantitative comparison between the three schemes, namely, the default propagation of Eq. (7), the extrapolation propagation of Eq. (13) and the two-step propagation of Eqs. (18) and (19), we compare their performance versus the P-TDDFT implementation⁸⁸ of the CPMD

code⁸⁹ in the case of a double ionization of a uracil molecule in the gas phase^{90,91}. Simulations of this type provide access to the ultrafast electronic dynamics that occurs at the atto and femto time-scales in the ionized genetic material (DNA and RNA) as a consequence of collisions with proton or carbon beams⁹². This particular simulation addresses the fragmentation pattern of a doubly-ionized uracil molecule (its deepest Kohn-Sham orbital is empty) using the BLYP density functional^{93,94}. The technical details for the CPMD simulation used as a reference can be found in Refs. 90 and 91. SIESTA calculations using the same density functional and the integrators described above use a DZP basis set. As can be seen in Fig. 9 the standard SIESTA implementation cannot properly deal with such a highly excited system. The extrapolation scheme in Eq. (13) already provides a large improvement and gives an energy conservation similar to the CPMD simulations in Refs. 90 and 91. Finally, the two-step algorithm further improves the energy conservation. For smaller time steps the improvements given by the two-step scheme are even more clear, as shown in Fig. 10.

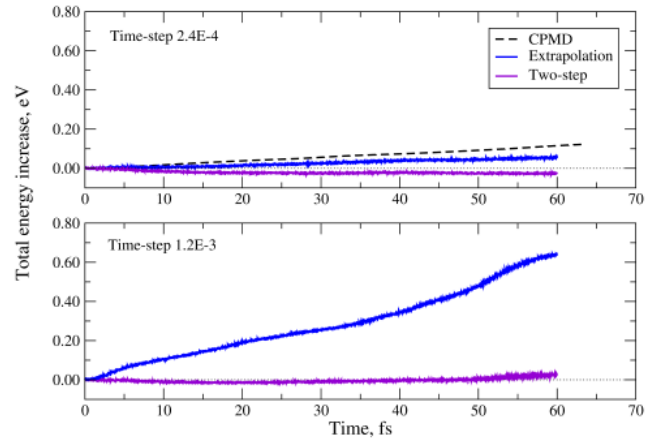


FIG. 10. Energy drift comparison as in Fig. 9, for time steps $\Delta t = 0.24$ and 1.2 attoseconds.

4. Electronic stopping of atomic projectiles

Let us finish the TD-DFT section with a brief mention of its successful application to the problem of simulating the excitation of the electrons of a condensed matter system when traversed by a high-energy atomic projectile (so-called electronic stopping, since the electrons slow down the projectile). This physical problem is very relevant to questions of interest to the nuclear and aerospace industries, as well as to the treatment of cancer. In spite of its great relevance and of its having been researched since Rutherford's experiment in 1911, the understanding of electronic stopping processes has been essentially limited to either weak effects in the linear-response regime or beyond linear but only for target systems close to the homogeneous electron liquid (jellium).

An earlier version of the TD-DFT implementation in

SIESTA⁷⁴, allowed the first explicit first-principles simulation of electronic stopping, for protons and antiprotons in LiF, a wide-band-gap insulator, which was quite successful.⁹⁵ The difference of sign between protons and antiprotons produces a significant difference in the stopping power (rate of energy excitation) beyond the linear-response paradigm (the Barkas effect), and the insulating character of the target makes it inaccessible to the jellium paradigm. The success stimulated further studies along this line^{77–80} using improved versions of TD-DFT in SIESTA, as described here. Fig. 11 displays the electron deformation density around a proton displacing in a bulk Ge target.⁷⁹ They were also followed by analogous simulations using plane-wave codes by an increasing number of groups (for a review see Ref. 96), although the latter calculations do demand considerably larger computational resources.

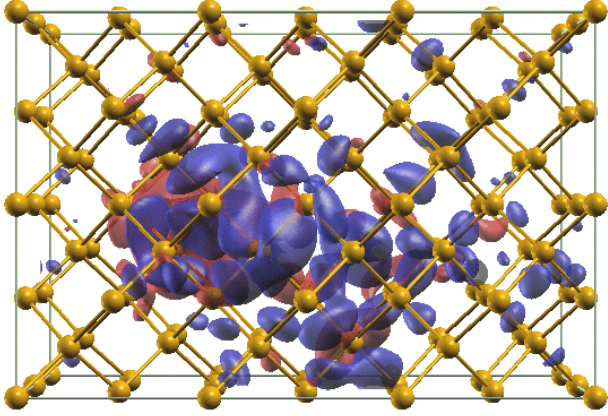


FIG. 11. Electron deformation density isosurfaces (blue positive, red negative) for a proton displacing leftwards, at a velocity of 1 a.u. in the bulk of a Ge crystal.

I. Density Functional Perturbation Theory

The original implementation of Density Functional Perturbation Theory, as a post-processing and independent code (LINRES⁹⁷) has been recently merged into SIESTA. It allows to compute the phonon dispersions using a supercell approach (Γ -point phonons). Both LDA and GGA functionals can be used (through LibXC). Calculation of the perturbed Hamiltonian and overlap matrix elements follows the same methodology as for ground-state calculations, with similar computational costs, which are comparable to those obtained with a finite difference approach. Figure 12 shows a comparison between both methods for model fullerene-type systems of different sizes.

The solution of the Sternheimer equation, and calculation of the perturbed density matrix is the most demanding step. It requires the perturbed coefficients of the electronic wavefunctions to be obtained,

$$\partial c_{i\mu} = \sum_j \sum_{\alpha\beta} c_{j\alpha}^* \left[\frac{\partial H_{\alpha\beta} - \varepsilon_i \partial S_{\alpha\beta}}{\varepsilon_i - \varepsilon_j} \right] c_{i\beta} c_{j\mu} = \sum_j A_{ij} c_{j\mu} \quad (20)$$

where $A_{ij} = \sum_{\alpha\beta} \frac{c_{j\alpha}^* \Delta_{\alpha\beta}^i c_{i\beta}}{\varepsilon_i - \varepsilon_j}$ and $\Delta_{\alpha\beta}^i = [\partial H_{\alpha\beta} - \varepsilon_i \partial S_{\alpha\beta}]$. The change in the density matrix is then given by

$$\begin{aligned} \partial \rho_{\mu\nu} &= \sum_i^{\text{all}} [n_i \partial c_{i\mu}^* c_{i\nu} + n_i c_{i\mu}^* \partial c_{i\nu} + \partial n_i c_{i\mu}^* c_{i\nu}] = \\ &= \sum_i^{\text{all}} n_i \sum_j^{\text{all}} [A_{ij}^* c_{j\mu}^* c_{i\nu} + c_{i\mu}^* A_{ij} c_{j\nu}] + \sum_i^{\text{all}} \partial n_i c_{i\mu}^* c_{i\nu} = \\ &= \sum_i^{\text{all}} n_i \sum_j^{\text{unocc}} [A_{ij}^* c_{j\mu}^* c_{i\nu} + c_{i\mu}^* A_{ij} c_{j\nu}] \\ &\quad - \sum_{ij}^{\text{occ}} n_j c_{i\mu}^* c_{j\nu} \sum_{\alpha\beta} c_{j\alpha}^* \partial S_{\alpha\beta} c_{i\beta} + \sum_i^{\text{all}} \partial n_i c_{i\mu}^* c_{i\nu} \quad (21) \end{aligned}$$

and a similar expression applies to the change in the energy-density matrix.

The change in the occupation of the electronic state can be computed from the change in its eigenenergy $\varepsilon_i = \sum_{\alpha\beta} c_{i\alpha} \Delta_{\alpha\beta}^i c_{i\beta}$ and it is relevant in metals, for states close to the Fermi level. The Fermi level can also be shifted by the perturbation, and it can be determined through conservation of the number of electrons in the system, N_e .

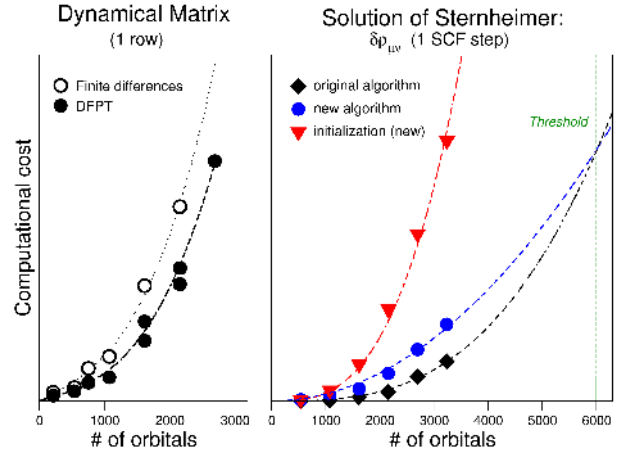


FIG. 12. (Left panel): Comparison of the performance of the new DFPT approach with the conventional finite-differences method in SIESTA. The time required to compute a whole row of the dynamical matrix (derivative of the forces on all atoms when one atom is displaced in x, y, z directions) is plotted as a function of the number of orbitals in carbon fullerenes of different sizes. (Right panel) Performance of the alternative algorithm described in the text (based on Eq. (22), blue circles), as compared to the original implementation based on Eq. (20) (black diamonds). The initialization (computing Ξ and Ω) is the most time-consuming step, although it has to be performed only once, and can be used for all perturbations (each atomic displacement). The new algorithm becomes more efficient for system sizes larger than the threshold value (green dashed line).

Obtaining $\partial \rho_{\mu\nu}$ is the most computationally expensive part of the code. While the computation of $\partial H_{\mu\nu}$ basically has linear scaling with the system size, the matrix A_{ij} scales as

$N_b^2 \cdot M$, where N_b is the number of basis functions, and M is the maximum number of neighbour orbitals for any orbital in the system. Equation (20) then requires N_b^3 operations for each atomic perturbation, and the change in the density matrix requires $N_b^2 \cdot M$ loops. An alternative approach that offers a better computational scaling for systems with a gap has also been tested. If we define $\Xi_{\alpha\beta}^i = \sum_j \frac{c_{j\alpha}^* c_{j\beta}}{\varepsilon_i - \varepsilon_j}$, we obtain:

$$\partial c_{i\mu} = \sum_{\beta} \left[\sum_{\alpha} \Xi_{\alpha\mu}^i \Lambda_{\alpha\beta}^i \right] c_{i\beta} = \sum_{\beta} \Lambda_{\mu\beta}^i c_{i\beta} \quad (22)$$

where $\Lambda_{\mu\nu}^i = \sum_{\eta} \Xi_{\eta\mu}^i \Delta_{\eta\nu}^i$ is a smooth function of ε_i and can be described by a Chebyshev's expansion with a few selected energy points and their corresponding weights:

$$\partial c_{i\mu} = \sum_l \tilde{\omega}_{l,i} \sum_{\beta} \Lambda_{\mu\beta}^{(l)} c_{i\beta} = \sum_l \tilde{\omega}_{l,i} \sum_{\alpha\beta} \Xi_{\alpha\mu}^{(l)} \Delta_{\alpha\beta}^{(l)} c_{i\beta}$$

Notice that $\Xi_{\alpha\beta}^{(l)}$ is perturbation-independent, and could be computed only once and used for all the possible atomic displacements, with a cost that scales as $N_b^2 \cdot N_l$, with N_l being the number of Chebyshev' polynomials. The change in the electronic density is then given by

$$\begin{aligned} \partial \rho_{\mu\nu} &\sim \sum_i c_{i\mu}^* \partial c_{i\nu} = \sum_{l\eta} \Lambda_{\nu\eta}^{(l)} \sum_i c_{i\mu}^* \tilde{\omega}_{l,i} c_{i\eta} = \\ &\sum_{l\eta} \Lambda_{\nu\eta}^{(l)} \Omega_{\eta\mu}^{(l)} = \sum_{l\eta\gamma} \Xi_{\gamma\nu}^{(l)} \Delta_{\gamma\eta}^{(l)} \Omega_{\eta\mu}^{(l)} \end{aligned}$$

where only the central term requires self-consistency, and $\Omega_{\alpha\beta}^{(l)} = \sum_j c_{j\alpha}^* \tilde{\omega}_{l,j} c_{j\beta}$. Although computing the change in the density scales as $\mathcal{O}(N_b^2 M)$, most of the computational cost is required in an initialization step to obtain Ξ and Ω that are perturbation-independent, enabling the extraction of the whole dynamical matrix with $\mathcal{O}(N_b^3)$ operations. A preliminary serial calculation for C_n fullerenes shows that the threshold system size for the new algorithm to become more efficient than the original implementation lies at around 650 atoms. This value can be conveniently reduced by an efficient parallelization of the initialization step.

J. TranSiesta

The transport code TRANSIESTA, initially developed by Brandbyge and co-workers¹⁵, enables open-boundary condition calculations by extending periodic regions with bulk electrodes. It is based on the non-equilibrium Green function formalism which allows biased calculations. TRANSIESTA has been completely re-written and now uses advanced inversion algorithms, enables $N_e \geq 1$ electrodes, allows thermo-electric calculations, performing real-space calculations (without \mathbf{k} -points) and adds phonon transport calculations using the Hessian^{98,99},

The non-equilibrium Green function formalism can be summarized in the following equations which are generalized

for $N_e \geq 1$ electrodes.

$$\rho = \rho_{\text{eq}}^{\epsilon} + \sum_{\epsilon' \neq \epsilon} \Delta_{\epsilon'}^{\epsilon} \equiv \rho_{\text{neq}}^{\epsilon}, \quad (23)$$

$$\rho_{\text{eq}}^{\epsilon} \equiv \frac{i}{2\pi} \iint_{\text{BZ}} d\mathbf{k} d\varepsilon \left[\mathbf{G}_{\mathbf{k}}(\varepsilon) - \mathbf{G}_{\mathbf{k}}^{\dagger}(\varepsilon) \right] n_{F,\epsilon}(\varepsilon) e^{-i\mathbf{k}\cdot\mathbf{R}}, \quad (24)$$

$$\Delta_{\epsilon'}^{\epsilon} \equiv \frac{1}{2\pi} \iint_{\text{BZ}} d\mathbf{k} d\varepsilon \mathcal{A}_{\epsilon',\mathbf{k}}(\varepsilon) e^{-i\mathbf{k}\cdot\mathbf{R}} \left[n_{F,\epsilon'}(\varepsilon) - n_{F,\epsilon}(\varepsilon) \right], \quad (25)$$

where $\rho_{\text{eq}}^{\epsilon}$ is the equilibrium density matrix for electrode ϵ , G is the retarded Green's function matrix, and $\Delta_{\epsilon'}^{\epsilon}$ is the correction to the equilibrium part. The spectral function $\mathcal{A}_{\epsilon} = \mathbf{G}\Gamma_{\epsilon}\mathbf{G}^{\dagger}$ and carries electrons from the electrode ϵ . Finally, $n_{F,\epsilon}$ is the Fermi function with chemical potential denoted by the electrode ϵ . It is evident that the Fermi functions depend on the chemical potential *and* the electronic temperature in the associated electrodes. By using different temperatures for each electrode one can calculate thermoelectric effects due to different reservoirs having separate electronic temperatures self-consistently.

We note that TRANSIESTA uses a multiple complex energy-contour algorithm to more accurately describe the total density ρ . It does this by weighing each $\rho_{\text{neq}}^{\epsilon}$ using a simple scheme⁹⁸ (Sec. 3.2). So far, few multi-electrode calculations have been performed so the importance of the multiple contour algorithm is currently unknown¹⁰⁰⁻¹⁰². However, for the well-known 2-electrode problem it allows smoother convergence properties¹⁵.

In the latest TRANSIESTA we implement 3 different inversion algorithms; *i*) a block-tri-diagonal algorithm (BTD), *ii*) MUMPS sparse algorithm and *iii*) a dense algorithm (LA-PACK). The performance of these (speedup compared to TRANSIESTA 3.1) is summarized in Fig. 13. Since the BTD algorithm is linear scaling for constant width it can easily outperform the dense algorithm by a factor 100. This performance gain is also important for the memory footprint which enables even larger systems. The BTD algorithm favors long and narrow systems, but uses less memory for all types of systems.

A recent addition to the TRANSIESTA package is the use of real space self-energy terms^{99,103}. These self-energies are semi-infinite in more than 1 direction and can thus be used as surrounding electrodes, for e.g. single defects in 2D or 3D structures or line defects. Real space self-energies are superior to BZ integrated quantities since they correctly describe the infinite bulk by leaving out image couplings and also removes the need for \mathbf{k} -point sampling. When taking into account the complete procedure for a TRANSIESTA calculation the real space self-energies provide an increased throughput since the SCF \mathbf{k} -point sampling and the subsequent \mathbf{k} -point sampled transport calculation are completely removed⁹⁹.

Additionally, TBTRANS enables calculations of user defined tight-binding models and also interfaces to phonon transport using the Hessian matrix (program named PH-TRANS). The phonon Green function is similar to the electron

$$\mathbf{G}_{\mathbf{q}}(\omega) = [(\omega^2 + i\eta^2)\mathbf{I} - \mathbf{D}_{\mathbf{q}} - \Sigma_{\mathbf{q}}(\omega)]^{-1}, \quad (26)$$

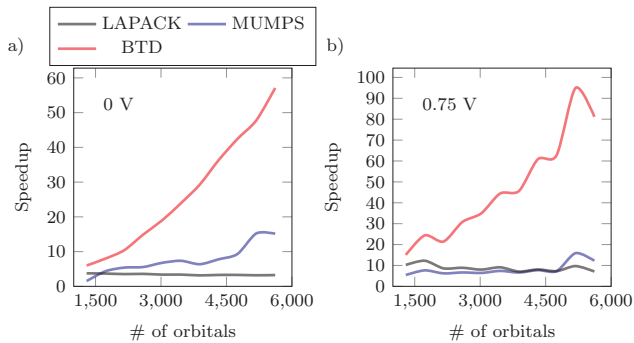


FIG. 13. Performance characterization of TRANSIESTA using a pristine graphene cell (24 atoms wide). Speedup for (a) EGF and (b) NEGF calculations of pristine graphene compared against the dense implementation. The BTD method exhibits more than 40 times the speed of the LAPACK implementation for the largest size. MUMPS gains speed after 5,000 orbitals.

where \mathbf{D} is the Hessian and ω the phonon frequency. Finally, inelastic transport involving phonon-excitation can be treated with perturbation theory in a postprocessing step with the INELASTICA package^{104,105}.

K. Wannierization

The interface between SIESTA and WANNIER90^{106,107} (version 3.0.0) has been implemented, so the latter code can be called directly from SIESTA as a library, or used as a post-processing tool. WANNIER90 is an open-source code for generating maximally-localized Wannier functions^{108,109} and using them to compute advanced electronic properties of materials with high efficiency and accuracy.

The Wannier functions can be considered as a unitary transformation (more precisely, a Fourier transformation) of a set of Bloch functions associated with a given manifold of bands. We can view the Bloch and Wannier functions as providing two different basis sets describing the same manifold of states associated with the electron band manifold in question. The Wannier functions display a number of very interesting properties.¹¹⁰ Among them, we can enumerate: (i) they are localized in real space, each of them concentrated around a given unit cell (see Fig. 14); (ii) Wannier functions centered on different cells are translational images of one another; (iii) they form an orthonormal basis set; (iv) they span the same subspace of the Hilbert space as is spanned by the Bloch functions from which they are constructed. Because of the gauge freedom in the definition of the phases of the Bloch functions, the Wannier functions are not unique. However, the location of their centers in the home unit cell is unique to within a lattice vector, i.e. they are gauge invariant.¹¹⁰ The high degree of arbitrariness in the definition of the phases can be exploited to produce unitary transformation matrices between Bloch and Wannier functions in such a way that a localization functional that measures the sum of the quadratic spreads of the Wannier functions in the home unit cell around their centers is

minimized.¹⁰⁸ In a practical procedure to construct Wannier functions, a set of localized functions is used to generate an initial guess for the unitary transformations. These localized functions should be roughly located on sites where Wannier functions are expected to be centered and have appropriate angular character. In our implementation, we can directly use the localized atomic orbitals of the basis, or the hydrogenoid localized functions (including hybrid orbitals), as suggested in WANNIER90.

The Wannier functions provide an exact tight-binding representation of the dispersion of the Bloch bands. This property will be exploited to extract in an automatic and user blind way the parameters required to run multiscale simulations as described in Sec. III L.

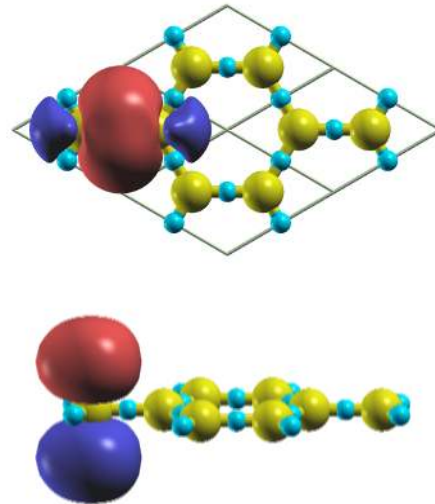


FIG. 14. Maximally localized Wannier functions (MLWFs) for graphene. Top panel displays the character of σ -bonded combinations of sp^2 hybrids. Bottom panel displays the π character of the bands with weight on the p_z orbitals. Isosurfaces of different colors correspond to two opposite values for the amplitudes of the real-valued MLWFs. Yellow spheres represent the position of the C atoms, while smaller blue spheres mark the center of the bonding.

Currently, WANNIER90 can be used as a post-processing tool, or it can be directly called from SIESTA in a library. Within this last approach, the unitary matrices that transform the Bloch states into Wannier functions are directly accessible in SIESTA, allowing a clear and straightforward interconnection between the two alternatives to span the Hilbert space. Besides, the use of Wannier functions opens the door to a wide range of potential applications. Already implemented in SIESTA is the possibility of performing SCF convergence under the constraint of a rigid shift on the energy associated with a given Wannier function to be used to calculate electron-electron interactions for multiscale simulations as detailed in Sec. III L. The interface with the self-consistent dynamical mean field theory DMFTwDFT code¹¹¹ using MLWF has been already implemented¹¹². Also, alternative approaches to compute the exact Hartree-Fock exchange in extended insulating systems with a linear scaling computational cost us-

ing MLWFs have been proposed, being another interesting research line for the future.¹¹³

L. Multiscale methods

Density Functional Theory can be used as the basis for parameterized multiscale methods, that can be used to carry out simulations including tens or even hundreds of thousands of atoms.¹¹⁴ First-principles methods are used to produce detailed models that are subsequently used to predict properties that require large-scale simulations. The models are created for specific materials and their accuracy can be systematically improved to converge towards DFT precision. Given the dependence on first-principles, we refer to these methods as *second-principles DFT* (SPDFT) and are run on an independent code called SCALE-UP.¹¹⁴

SPDFT is based on a division of the total electronic density, $n(\vec{r})$, into a reference ($n_0(\vec{r})$) and a deformation ($\delta n(\vec{r})$) contributions,

$$n(\vec{r}) = n_0(\vec{r}) + \delta n(\vec{r}), \quad (27)$$

where $\delta n(\vec{r})$ is considered as a small perturbation with respect to $n_0(\vec{r})$ that, in non-magnetic cases, represents the ground state of the system¹¹⁴. This division is then used¹¹⁴ to expand the DFT energy with δn finding that the zeroth order term, $E^{(0)}$, corresponds with the full DFT energy for the reference density. The corrections to this reference energy only depend on δn (and parametrically on n_0) which, given its smallness, can be efficiently calculated leading to a fast and accurate approximation of the full DFT energy. The expansion is usually taken to second-order,

$$E \approx E^{(0)} + E^{(1)} + E^{(2)} + \dots, \quad (28)$$

resulting in a stationary problem that is equivalent to Hartree-Fock with the important distinction that the interactions are *screened* by the exchange-correlation potential. In order to keep δn small the application of the method is restricted to problems where atomic bonds are not created or destroyed, i.e. to processes that display an invariant bond topology.

The $E^{(0)}$ term represents the exact DFT energy for the reference density. We represent it for a variety of geometries with an accurate force-field¹¹⁵ that allows for fast evaluation. The $E^{(1)}$ and $E^{(2)}$ terms account for the changes in the electronic structure that are represented by geometry-dependent Wannier functions. Under this basis $E^{(1)}$ becomes a tight-binding model while $E^{(2)}$ represents electron-electron interactions.

The interconnection between the first (SIESTA) and the second (SCALE-UP) principles simulations is carried out through a python script, MODELMAKER. Taking a few cutoff distances MODELMAKER is able to produce a model's terms and automatically carry out DFT simulations with SIESTA to determine the force field, a Wannier Hamiltonian to represent the bands, electron-lattice terms to account how the bands change with geometry and electron-electron interactions to describe, for example, magnetism.

While, so far, few publications with SPDFT methods include explicit treatment of electronic degrees of freedom, the

lattice part has successfully been used in several applications. One of the main fields of research has been thermal conductivity in perovskites. In particular it was employed to study the electrophononic coupling in SrTiO₃¹¹⁶ and PbTiO₃¹¹⁷ and the proposal of a thermal switch in PbTiO₃.¹¹⁸ It has also been used to study the competition between various ferroelectric domain structures in PbTiO₃/SrTiO₃ superlattices as a function of strain.¹¹⁹ As a result it was found that tensile strains lead to the appearance of chiral ferroelectric vortices while ferroelectric skyrmions were predicted and experimentally observed for more compressive strain values.¹¹⁹ The calculated dielectric properties of these superlattices¹²⁰ are in very good agreement with measured values and show very large electric susceptibility consistent with regions of negative, static electric permittivity situated at the core of the vortices and the PbTiO₃/SrTiO₃ interfaces.

M. Scripting and integration in external frameworks

An ongoing trend in many areas of computational science is to move away from rigid and monolithic codes, favoring instead a more flexible approach in which the internal functionality of a program is somehow exposed to the outside world. If done in a proper and well-documented way, this can serve to enhance the interoperability of codes with different functionalities, playing to the relative strengths of each, and/or to implement new functionalities by combining the available basic blocks. In SIESTA we have followed two different but complementary routes to these ends: the development of an internal scripting framework based on the Lua language, which enables new functionality without code recompilation, and the implementation of a formal interface to the AiiDA platform.

1. Lua interface

Lua¹²¹ is an easy-to-learn and fast scripting language built for embedding. It is very lightweight (its memory footprint is less than 300kB), and provides very simple ways to interface to the data structures and routines of a host program. A Lua script, interpreted by the Lua interpreter embedded in the program, can then control the flow of execution and the data. Different user-level scripts can implement new functionalities, *without recompilation* of the host code. The strategy we have followed in SIESTA is based on handling control to the Lua interpreter at specific relevant points in the program flow (e.g. at the beginning of a geometry step, at the end of a scf step, etc). Lua scripts implement handlers appropriate to the point they want to hook into, and can request access to specific data structures. For example, a script intended to implement a better scf mixing algorithm would be executed after every scf step, inspecting the convergence data, and changing mixing parameters or schemes, as appropriate. As another example, convergence checks over mesh-cutoffs and \mathbf{k} -point sampling can be performed automatically.

The above mixing scenario exemplifies an important area of usefulness of the approach: the prototyping in Lua, (followed

eventually by a full implementation), of new ideas and algorithms. We have implemented a number of custom molecular dynamics modes, geometry relaxation algorithms, and advanced optimization schemes, in a pure Lua library FLOS¹²². The code in the library can be re-used, or taken as starting point for other implementations by users. These user-level scripts can in turn be shared, opening the way to the development of new functionality with faster turnaround than the traditional approach that needs a careful integration into the program’s code base.

As a specific showcase of the power of the Lua embedding, we have developed a number of variations of the nudged-elastic band method (NEB)^{123,124} for transition-state search. Previously proposed implementations in SIESTA involved significant, hard to maintain code changes, and did not make into the mainstream version. With Lua, we have been able to implement, non-intrusively, not only the standard algorithm, but a Double Nudged Elastic Band (DNEB)¹²⁵ variation, and also another version which treats atomic coordinates and lattice variables on an equal footing (the variable-cell NEB, or VC-NEB, method¹²⁶).

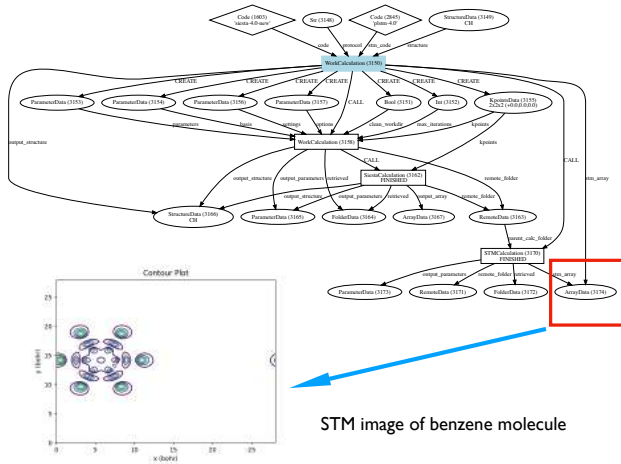
The integration of Lua functionality in SIESTA has been made possible by the development of an intermediate layer, FLOOK¹²⁷, (for “fortran-Lua-hook”), which provides wrappers for access to Fortran data structures and subroutines.

2. AiiDA plugins and workflows

The AiiDA framework^{128–130} provides support for high-throughput computations in materials science, keeping full provenance of the calculations and facilitating data handling and sharing. The framework is open-source, written in Python, and designed to support arbitrary codes via a plugin interface. A plugin for SIESTA has been implemented and is distributed as the open-source package `aiida-siesta`¹³¹. The plugin provides the basic operations of preparing the input files for a calculation using AiiDA-specific input objects, and parsing the results and generating AiiDA output objects. The AiiDA data are stored in a graph database that keeps a permanent record of the inputs and outputs of the calculation, and is fully searchable for, e.g. data analytics purposes.

AiiDA also provides robust support for the creation of workflows that incorporate all the necessary steps in the calculation of potentially complex properties, together with the proper heuristics and fail-safe features. The `aiida-siesta` package provides a base workflow and a few workflows for standard materials properties, such as band structures. Fig. 15 shows the execution graph of a workflow designed to generate a synthetic STM image from a given structure. Work is ongoing to implement more complex ones.

In addition to an interface to the computational capabilities of the SIESTA code via the plugin and workflows, the `aiida-siesta` package also provides an implementation of basic objects representing pseudopotential files, notably one for PSML. Families of pseudopotentials can be uploaded to an AiiDA database and shared via the provided mechanisms for data export and import, facilitating the interoperability of



utilities and to the visualization of charge densities, potentials, and other magnitudes represented in a real-space grid.

A band unfolding utility has been added. Based on the Fourier decomposition of the Bloch wave functions, it allows to perform a “full unfolding” even for non-periodic systems (e. g. liquids) calculated with a large simulation cell. By refolding the fully unfolded bands, from the reciprocal supercell of a perturbed or defective crystal, into the reciprocal unit cell of the primitive crystal, one recovers the conventional “unfolded” bands¹³².

2. *sisl*

SISL is a Python toolbox that was initially conceived to handle and manipulate SIESTA/TRANSIESTA output¹⁰³. It has since been extended to support other DFT codes, with the aim of offering equivalent operations for them.

By reading the LCAO outputs from SIESTA one can post-process the Hamiltonian and calculate e.g. Brillouin zone integrated DOS, wave functions expanded on grids, eigenvalues, band velocities and many more. SISL can process nearly all the SIESTA output files. In particular, it is also able to post-process data on the real-space grid. Its command line interface allows data format changes, e.g. conversion of SIESTA XV files to xyz/xsf files or SIESTA binary grid data (VH, VT, ...) to cube/xsf files.

As it can process density matrices from SIESTA, one can also use SISL to prepare an input electronic-structure for new calculations, which may be helpful to reduce initial SCF steps.

SISL also allows creation of custom tight-binding models (both orthogonal and non-orthogonal), and since it extracts the DFT Hamiltonian matrix one can manipulate the Hamiltonian to retain certain band-structure features and thus perform large-scale simulations¹³³. This allows calculating far-field currents using reduced basis-sets with very little loss of accuracy.

The Atomic Simulation Environment (ASE)¹³⁴ and SISL have a certain degree of overlap in terms of geometry handling functionality. One can easily convert to and from ASE objects in SISL, thus allowing seamless interaction.

3. *Other post-processing and visualization utilities*

The body of utilities contributed by non-core developers and other SIESTA users has continued to expand. In particular, we feature in this section two suites of utilities, one dealing with alternate visualization tools for some SIESTA results, and another one specifically dealing with lattice dynamics.

For structures, the xv2xsf and xv2vesta converters process data from the SIESTA .XV file into the native formats of XCrySDen¹³⁵ and VESTA¹³⁶, respectively. Each of these two codes offers many options of graphical representation of structures, adding translations, clipping fragments etc. Three-dimensional spatial functions (e.g., charge density, local density of states integrated throughout the chosen energy range), computed by SIESTA on a real-space grid. Tools are provided

for interpolating the data from the SIESTA output grid (fixed by the unit cell dimensions and the MeshCutoff parameter) onto an arbitrarily cut (and possibly rotated or resampled) parallelepipedic box. XCrySDen provides a number of display options, including contour lines over grid planes, or isosurfaces. A special feature available in XCrySDen is plotting the Fermi surfaces. A special script, eig2bxsf, serves to analyze the list of \mathbf{k} -points handled by SIESTA, expanding it onto a regular sequence, and writing the respective band energies in the necessary format.

The tools concerning the lattice dynamics have been developed having in mind the Γ phonons calculated for a large enough supercell, that is a typical case in a simulation of molecular crystals or disordered substitutional alloys. For visualization, vib2xsf and vib2vesta place arrows at the atoms according to the vibration pattern stored in the eigenvectors file (.vectors), produced by the core Vibra utility, and can also be used to make animations (sequences of snapshots) of selected vibration modes. Both vib2xsf and vib2vesta tools allow the selection of a part of the system to be exposed.

The phdos tool is designed for analyzing zone-center vibration results. As the system is supposed to be large (e.g., a supercell chosen for a periodic crystal), the (artificially broadened, for convenience) discrete spectrum may serve as a fair approximation to the total density of modes, and if weighted with (squared) components of eigenvectors at different atoms – provide a decomposition into contributions of different atoms in the total density of vibration modes.

A more sophisticated option is the *projection* of different eigenvectors according to various criteria. The typical system under study is a supercell in which e.g. an alloying, or some kind of deformation, breaks the underlying perfect periodicity. Still, some trends related to the latter can be revealed by appropriate projections. The two obvious cases are the projections onto (1) \mathbf{q} -vectors of the underlying lattice and (2) irreducible representations of the space group of the underlying lattice; the corresponding formulas and some results can be found in Ref. 137. The first type of projection, if done for a sequence of \mathbf{q} values, helps to reveal “phonon dispersions”, obviously blurred by the broken periodicity, also making distinction between transversal and longitudinal modes – see Ref. 138 for an example of use. To make the trends more pronounced, the supercell needs to be sufficiently long in the direction concerned – see, e.g., Fig. 16. The simplest case, a projection onto a single $\mathbf{q}=0$ value, may also be of interest, since it enhances the modes which are expected to dominate the infrared or Raman spectra, and thus facilitates their comparison with experiment.

The symmetry projection may help to isolate in a possibly complex spectrum those modes which are expected to dominate according to a given selection rule, again in view of their verification against the experiments. The group-symmetry information needed for the projections is available e.g. from the Bilbao Crystallographic Server,¹³⁹ and the technical details are explained in the documentation included in the tools.

The vibent tool performs a straightforward calculation (see, e.g., Sec. II.C in Ref. 140, or Sec. 5.3 in Ref. 141) of

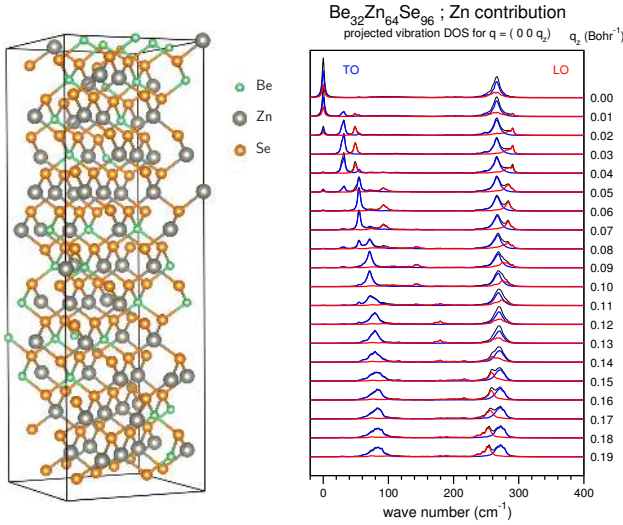


FIG. 16. Left panel: a 192-at. quasirandom supercell representative for the $\text{Be}_{1/3}\text{Zn}_{2/3}\text{Se}$ solid solution; right panel: density of modes within the frequency range of Zn-Se vibrations, extracted with `phdos` and projected onto different values of q_z and different polarisations, parallel (labelled LO) and perpendicular (TO) to \mathbf{q} . These results were partially shown in Fig. 4 of Ref. 138 and discussed in that work.

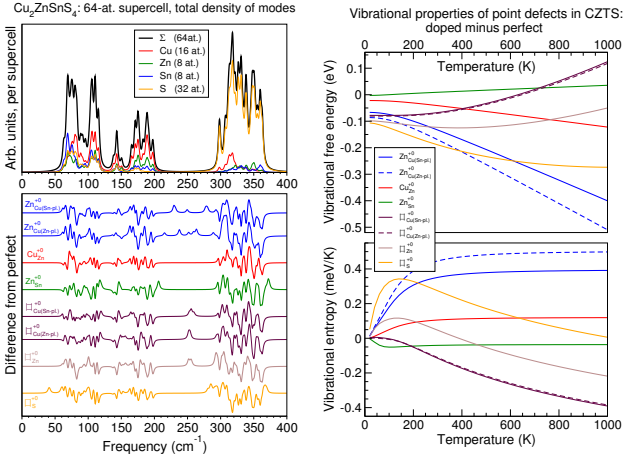


FIG. 17. Vibration properties of $\text{Cu}_2\text{ZnSnS}_4$ (CZTS) with substituational impurities, used in Ref. 140. Left panel: densities of modes (extracted with `phdos`); right panel: vibration contributions to the free energy and entropy (calculated with `vibent`). Adapted from Fig. 5.3 and 5.4 of Ref. 141.

temperature-dependent vibration contributions to the free energy and entropy – see Fig. 17 as an example. The necessary input information is the vibration spectrum, originating from the `Vibra` frozen phonon calculation on a sufficiently large system.

The `velcf` tool calculates the velocity autocorrelation function and its Fourier transform from a (presumably sufficiently long) molecular dynamics (MD) history, recorded in the `.MD` or `.ANI` file. This technique¹⁴² can be used to obtain phonon frequencies, and was applied along with a SIESTA calculation in Ref. 143. An example of such simulation (1000

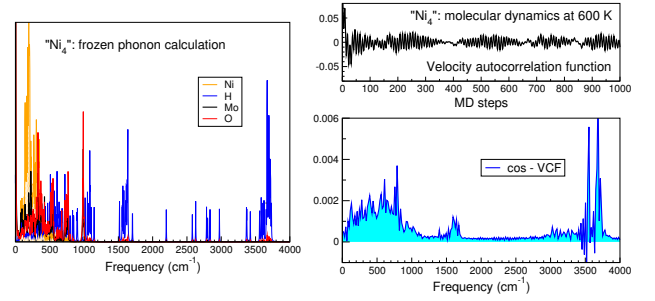


FIG. 18. Vibration properties of “Ni₄” molecular magnet, $[\text{Mo}_{12}\text{O}_{30}(\mu_2\text{-OH})_{10}\text{H}_2\{\text{Ni}(\text{H}_2\text{O})_3\}_4]\cdot 14\text{H}_2\text{O}$. Left panel: density of modes from frozen phonon calculation; right panel: velocity autocorrelation function, its Fourier transform and hence resulting density of vibration modes.

MD steps at 600 K) is shown in Fig. 18 in comparison with frozen phonon results, revealing similarities of the spectra obtained.

4. Optical properties of finite systems: linear response TDDFT starting from Siesta orbitals

The SIESTA package offers at least two ways of obtaining optical properties of finite systems. The first way uses real-time TD-DFT propagation by applying an external electric field with a simple time dependence (e.g., a Heaviside step-function)⁷⁴. The second way is by computing the non-interacting dielectric function^{1,2}. Both methods are implemented in SIESTA and can be employed without any external tools. However, they are limited in different aspects. The non-interacting dielectric function often underestimates the HOMO-LUMO gaps and calls for the use of the phenomenological scissor-shift operator. Real-time propagation makes cumbersome the analysis of the optical response properties in the frequency domain. Furthermore, the frequency resolution scales with the duration of the real-time simulation. Thus, accurate spectra require long simulations.

Fortunately, there are two efficient implementations of *linear-response* TDDFT that use the Kohn-Sham orbitals from SIESTA as a starting point and are available for the open-source community^{144,145}. In both packages, the linear density response $\delta n(\mathbf{r}, \omega)$ is obtained directly in the frequency domain which makes straightforward the analysis of derived properties. However, there are differences between both implementations on the construction of the auxiliary basis necessary to expand the orbital products. These differences can severely affect the computational cost of the calculation.

The linear-response TDDFT is built on the concept of the induced electronic density $\delta n(\mathbf{r}, \omega)$ in response to a small perturbation of the external potential $\delta V_{\text{ext}}(\mathbf{r}, \omega)$. The integral operator connecting $\delta n(\mathbf{r}, \omega)$ to $\delta V_{\text{ext}}(\mathbf{r}, \omega)$ is the interacting density response function $\chi(\mathbf{r}, \mathbf{r}', \omega)$. By virtue of the KS equations, $\chi(\mathbf{r}, \mathbf{r}', \omega)$ can be connected to the non-interacting density response function $\chi_0(\mathbf{r}, \mathbf{r}', \omega)$ ¹⁴⁶ with a Dyson equation

$$\chi(\omega) = \chi_0(\omega) + \chi_0(\omega)K\chi(\omega), \quad (29)$$

where the interaction kernel $K(\mathbf{r}, \mathbf{r}')$ contains the bare Coulomb interaction and the so-called exchange and correlation kernel K_{xc} , which is a known operator for simple functionals like LDA and GGA. The non-interacting response function $\chi_0(\mathbf{r}, \mathbf{r}', \omega)$ can be expressed as a sum over electron-hole excitations within the basis formed by the KS orbitals $\Psi_n(\mathbf{r})$ ^{145–147}

$$\chi_0(\mathbf{r}, \mathbf{r}', \omega) = \sum_{nm} (f_n - f_m) \frac{\Psi_n(\mathbf{r})\Psi_m(\mathbf{r})\Psi_m(\mathbf{r}')\Psi_n(\mathbf{r}')}{\omega - E_m + E_n}, \quad (30)$$

where f_n are occupations of the KS orbitals and E_n are their energies.

The optical polarizability tensor $\alpha(\omega)$ is related to the induced density by $\alpha(\omega) = \int \mathbf{r} \delta n(\mathbf{r}, \omega) d\mathbf{r}$ or alternatively

$$\alpha(\omega) = \iint \mathbf{r} \chi_0(\mathbf{r}, \mathbf{r}', \omega) \delta V_s(\mathbf{r}', \omega) d\mathbf{r} d\mathbf{r}', \quad (31)$$

where due to Eq. (29) and using the dipole approximation for the electron-photon coupling, the screened effective perturbation $\delta V_s(\mathbf{r}', \omega)$ satisfies the linear integral equation

$$(\mathbb{I} - K\chi_0(\omega))\delta V_s(\omega) = \mathbf{r}. \quad (32)$$

The efficiency of the methods presented in References 144 and 145 comes from solving iteratively Eq. (32) for $\delta V_s(\omega)$ instead of using standard matrix inversion to obtain $\chi(\omega)$ from Eq. (29). Once $\delta V_s(\omega)$ is known, Eqs. (30) and (31) allow the computation of the optical properties of the system. Furthermore, it is also possible to perform different types of analysis. For example, it is easy to partition the polarizability tensor $\alpha(\omega)$ in terms of electron-hole contributions^{147,148} due to existence of the sum over the electron-hole pairs in Eq. (30). Similarly, one can achieve other types of Mulliken-like analysis^{145,147,149} of the optical polarizability tensor $\alpha(\omega)$ or the induced density $\delta n(\mathbf{r}, \omega)$.

The Python implementation of linear response TDDFT in the PySCF-NAO package as described in Ref. 145 is convenient to use and rather potent. It is capable of computing the optical properties of compact metallic objects containing up to several hundreds of atoms^{147,150,151}. For example, we were able to track down the different size-dependence of the plasmon resonance in sodium and silver clusters due to the screening effect of silver d -orbitals in the latter case¹⁵². In those calculations, using an optimized version that incorporates some additional memory-saving features not present in the currently distributed version of PySCF-NAO, icosahedral silver and sodium clusters containing up to 5043 atoms were studied.

In Figures 19 and 20, we show the photo-absorption cross sections of a series of compact silver clusters¹⁴⁷ and the real part of induced density change in the cluster Ag_{147} close to its surface-plasmon frequency (3.4 eV), respectively.

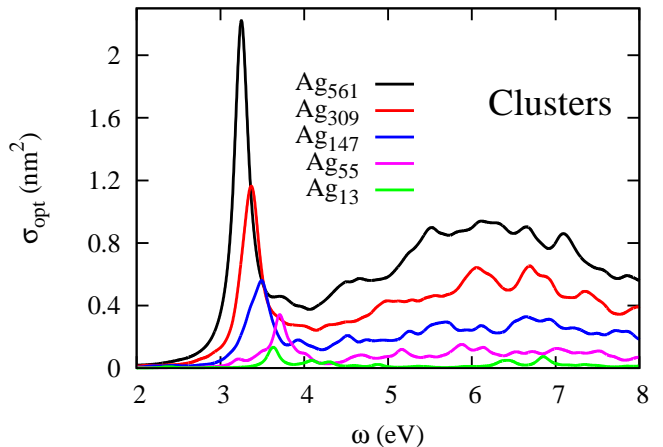


FIG. 19. The absorption cross sections of silver clusters of icosahedral shape. One can recognize sharp surface-plasmon resonances around 3–4 eV and a broad resonance at 6–7 eV.

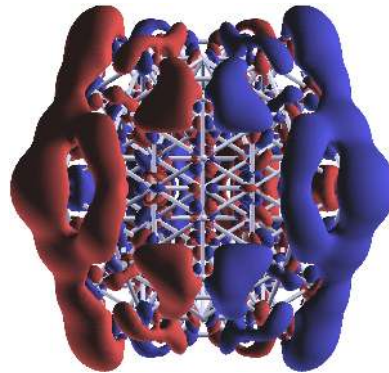


FIG. 20. The isosurfaces of density change $\text{Re}(\delta n(\mathbf{r}, \omega))$ of the Ag_{147} cluster close to the frequency of the surface-plasmon resonance of the cluster (3.4 eV).

5. Thermal transport by the AEMD method

The approach to equilibrium molecular dynamics (AEMD) method¹⁵³ has been implemented to obtain the thermal conductivity. In the first stage of the method, the system is decomposed in two different regions, each one equilibrated to a different initial temperature (canonical run with Bose, or Anneal MD). Then, a microcanonical run (Verlet) is carried out for the whole system, and the average temperature of each subsystem is monitored. This temperature transient regime is then used to extract the thermal conductivity from the exact solution of the heat transport equation.¹⁵⁴

6. Core level shifts

Core-level shifts can serve to analyze changes in the local and chemical environment of atoms of a given species. Density-functional-theory calculations have proved to be quite useful in complementing the experimental information, which is sometimes hard to interpret. Two schemes have been

implemented in SIESTA for the calculation of core-level shifts within a pseudopotential approach¹⁵⁵.

In the so-called *initial-state* approximation the electronic relaxation in the presence of the core hole is neglected, and the photo-electron’s binding energy is directly related to the eigenvalue of the core level. A pseudopotential calculation obviously cannot compute the latter, but differences in core eigenvalues in different environments can be estimated by the changes in the expectation value of the crystal potential using the core state’s atomic wavefunctions ψ_n^{lm} at different sites. These can be extracted from the matrix elements

$$V^{mm'} = \int d^3r (\psi_n^{lm}(\vec{r} - \vec{\tau}))^* V(\vec{r}) \psi_n^{l'm'}(\vec{r} - \vec{\tau}) \quad (33)$$

with a further step of averaging to remove the splittings stemming from the loss of spherical symmetry.

In the *final-state* approximation, the relaxation is explicitly taken into account, and the experimental shifts (measured via the kinetic energy of an exiting electron) are correlated with the differences in the energy of the crystal with a “core-hole” in different sites. For this, a special pseudopotential with a missing core electron has to be generated, and a full SIESTA calculation is needed for each different site.

The implemented methodology has been used to study, for example, the shifts induced by hydrogen bonding in organic molecules¹⁵⁶.

O. Software-engineering advances and partnerships

The traditional development model for scientific codes in academic settings has been typically based on multiple contributions with various levels of programming competence, and with very little time to plan ahead in the face of pressing scientific demands. SIESTA has been no exception, and has grown in features and complexity over the years. It is very important to keep complexity under control, or else a project becomes un-maintainable and cannot survive. It is not simple, however, to balance the need of incorporation of new features, and the need to increase the computing performance in a landscape of constantly evolving hardware and programming models. One essential route is modularization, which allows the separation of concerns at various levels. In the context of a code like SIESTA, this means that the scientific ideas and algorithms should be handled at a high level, calling on lower-level modules for specific functionality (domain-specific libraries, mathematical libraries, communication protocols, etc). These lower-level modules can hopefully be reused by different codes and, most importantly, can be focused on by highly-skilled programmers for optimization on relevant architectures.

Another important method of taming complexity involves the streamlining of the data structures of the code. This is an ongoing process (see Sect. V), but has already taken a very significant step by the introduction of reference-counted data structures. They build on a well-known and not particularly advanced technique of memory-handling¹⁵⁷, but in SIESTA

they have enabled a much simpler bookkeeping of the data structures needed for a richer control of molecular-mechanics and scf iterations.

Regarding performance-oriented developments, in the recent past we have implemented a mixed MPI/OpenMP programming model, which allows, for suitable systems, to better balance arithmetic intensity and communications needs. The deployment of this model is more advanced in the TransSiesta module, and significant speedups have been obtained for large systems.

Some of the above software-engineering developments have been enabled and strengthened by the participation of SIESTA in a number of international partnerships, notably the MaX (Materials at the eXascale) EU center of excellence¹⁵⁸ and the Electronic Structure Library initiative¹⁵⁹. The “separation of concerns” described above in the context of modularization is an example of the so-called “open-innovation” paradigm, at the foundation of the ESL strategy for code reusability, and is also a cornerstone of MaX’s efforts to achieve exascale-readiness for its flagship materials science codes (with SIESTA among them): performance-enhancement efforts are to be focused on relevant domain-specific modules.

A number of modules from SIESTA have been turned into stand-alone libraries which now feature in the ESL: libGridXC for exchange and correlation calculations, libPSML as a handler of PSML files, xmlf90 for general purpose handling of XML files, etc. Conversely, SIESTA uses some of the libraries offered by the ESL, notably the ELSI library of electronic-structure solvers mentioned in Sect. III G 2, whose development, including its API design and internal data organization, has been in turn influenced by contributions and feedback from the SIESTA project, among others. There are also plans to incorporate the PSolver library¹⁶⁰ for the solution of the Poisson problem, a contribution to the ESL from the BigDFT project.

We should mention that the renewed dynamism of SIESTA development and the advances made possible by the interaction with community initiatives are both a blessing and a challenge. It is non-trivial, for example, to handle the building process of a code that relies on a number of different external libraries, programming models, and special features such as the embedded Lua interpreter. Luckily, as will be discussed in Sect. V, these are issues that are being addressed in wider contexts, and SIESTA is well placed to take advantage of it.

IV. APPLICATIONS

We present here a few showcase applications that illustrate the capabilities of SIESTA, in breadth, efficiency, and accuracy.

A. 4 terminal NEGF on germanium surface

Breakthrough simulations using the new multi-terminal implementation on TRANSIESTA were fundamental to elucidate the electronic transport mechanism on a novel and complex

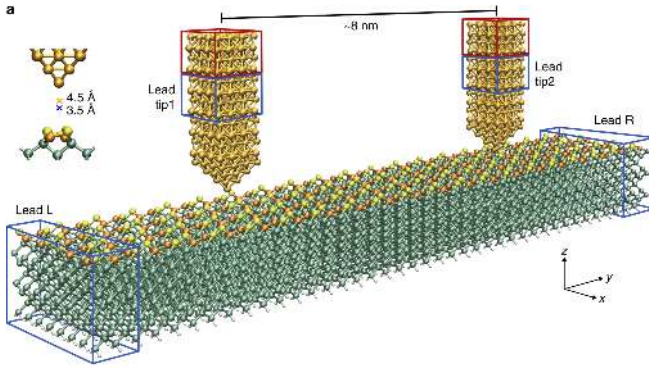


FIG. 21. First-principles transport simulations for the two-probe experiments. a) Representation of the four-terminal setup. The electrode regions are highlighted by blue boxes, two of them located at each Ge(001)-c(4×2) slab terminations (leads left and right) and the other two at each Au model tip (leads tip1 and tip2). The 50 Ge atoms closest to each tip were allowed to fully relax, adapted from Ref. 101.

experiment.¹⁰¹ For the first time a two-probe scanning tunneling microscopy/spectroscopy (STM/STS) with probes operating in tunneling conditions over the same atomic-scale system was used to extract detailed information of in-plane electronic transport. The addressed system was the reconstructed (001) surface of germanium, where electrons injected from one STM tip at a position determined with atomic precision were collected at the same Ge dimer row at a distance as short as 30 nm. The experiment was theoretically modeled by a system composed of a twelve-layer Ge(001)-c(4×2) slab contacted by Au tips oriented along the (100) direction (Fig. 21). On this self-consistent 4-terminal treatment, two Ge electrodes were connected at each slab termination and other two at the Au model tips. The whole system was defined by 4924 atoms (36442 atomic orbitals), in a super-cell of dimensions $\sim 32 \times 160 \times 80 \text{ \AA}^3$, and where 5 different tip-to-sample distances were considered. Besides the large dimensions of the system, another important challenge of such simulation was the level alignment between the metallic and semiconducting leads and the scattering region, for which a method had to be devised. A remarkable agreement was found between the calculated transmission function and the experimental transconductance spectra, allowing the identification and assignment of the observed resonances to transport channels existing along the surface Ge dimer rows. Moreover, the simulations elucidated the transport directionality of the injected hot electrons, revealing a transition from 2D to quasi-1D coherent transport regime as a function of the carrier's energy. This work shows that complex experiment setups combined with advanced calculations can provide new insights into transport properties at the nanoscale.

B. Novel topological phases in ferroelectric materials

In material systems with several interacting degrees of freedom (such as spin, charge and lattice distortions), the complex interplay between these factors can give rise to exotic phases. A prototypical example are the superlattices of alternating lead titanate and strontium titanate layers. Simulations on such $\text{PbTiO}_3/\text{SrTiO}_3$ heterostructures, consisting on n unit cells of PbTiO_3 and n unit cells of SrTiO_3 stacked along the [001] direction were carried out with SIESTA. As a function of the periodicity, the superlattices undergo a phase transition from a monodomain configuration (small periodicity, $n \lesssim 3-4$) with a normal component of the polarization that is preserved throughout the structure, to a multidomain configuration (large periodicity, $n \gtrsim 3-4$) with alternating up and down domains.¹⁶¹ In order to further reduce the electrostatic energy costs, the local dipoles within the PbTiO_3 layer continuously rotate forming a sequence of clock-wise/counter-clockwise array of vortices along the [100] direction. The theoretical predictions, done with SIESTA¹⁶² after the relaxation of supercells of up to 1000 atoms, were experimentally confirmed five years later by atomic-scale mapping of the polar atomic displacements by scanning transmission electron microscopy¹⁶³ (Fig. 22) Moreover, the appearance of an axial component of the polarization pointing in the direction of the vortices make the systems chiral and optically active, as lately confirmed by circular dichroism experiments¹⁶⁴.

C. 1D and 2D systems

SIESTA is particularly well suited to study low dimensional nanostructures, such as 1D and 2D systems where a large vacuum region is needed within the simulation cell. When, in addition, a large number of atoms is required to study particular physical effects is where SIESTA could excel with respect to other methods. There is extensive literature on simulations of graphene and other exfoliated materials, where the properties of point defects, edges or grain boundaries are of much relevance. To list a few examples, the magnetic properties of impurities,^{165,166} and edges¹⁶⁷, but also electronic properties, including transport characteristics, in grain boundaries^{168,169}, ribbons¹⁷⁰, nanoporous graphene¹⁷¹, large graphene flakes^{68,172}, or the effect of substrates¹⁷³. Other materials, such as mono- and multi-layered dichalcogenides^{174,175} or phosphorene^{176,177}, are also being widely studied, including optical properties in nanoflakes with up to a few thousand atoms.¹⁷⁸

1. CDWs

A number of recent studies on charge density waves (CDW) in low dimensional materials illustrates the impressive accuracy that can be obtained with SIESTA for systems with very subtle electronic structures.¹⁷⁹ For example, in 2H-NbSe_2 SIESTA calculations were able to predict the existence of six different atomic structures within a narrow energy range of a




FIG. 22. Top panel: local polarization profile of polydomain structures in $(\text{PbTiO}_3)_n/(\text{SrTiO}_3)_n$ with $n=6$ obtained from an atomic relaxation with SIESTA. The PbTiO_3 and SrTiO_3 are depicted as grey and white regions respectively. Clockwise and counterclockwise vortices within the PbTiO_3 are clearly visible. Red dashed square in the SrTiO_3 layers mark the position where antivortices are formed. Reprinted with permission from Aguado-Puente and Junquera¹⁶² Phys. Rev. B **85**, 184105 (2012). Bottom panel: experimental observation of vortex–antivortex structures in a cross-sectional high-resolution scanning transmission electron microscopy image with an overlay of the polar displacement vectors for a $(\text{SrTiO}_3)_{10}/(\text{PbTiO}_3)_{10}$ superlattice, showing that an array of vortex–antivortex pairs is present in each PbTiO_3 layer. Courtesy of R. Ramesh, adapted from Ref. 163.

few meV, all of them compatible with the experimental 3×3 CDW modulation. Careful analysis of theoretical and experimental STM images for different bias potentials allowed to identify two of these structures that can coexist in the same image.¹⁸⁰ In a different work,¹⁸¹ the temperature dependency of the electronic Lindhard response function in blue bronze $\text{K}_{0.3}\text{MoO}_3$ was studied. This system has a rather complex monoclinic structure, with twenty formula units per unit cell where MoO_6 octahedra form chains along one direction (b-axis). The Lindhard function shows well decoupled sharp responses that correspond to intra- and interband Fermi surface nesting. By fitting these peaks one can obtain the coherence length of the fluctuating 1D electron-hole pair (that determines the length scale of the experimental intrachain CDW correlations), and the intrachain modulation of the response (that determines the shape of the Kohn anomaly measured in

experiments), providing, for the first time, a quantitative evidence of the weak electron-phonon coupling scenario for the Peierls transition.

D. Siesta in biology: pilin proteins as conductors

SIESTA’s efficiency and the clear band gaps of biomolecules in general have made molecular biology a very suitable field for SIESTA since the beginning,¹⁸² and have stimulated targeted developments of the code for the field, such as QM/MM.^{183,184} An interesting illustration of its suitability in an all-quantum biological problem is the study of the electrostatics around the pilin protein in aqueous solution.¹⁸⁵ The pilin considered here is the main protein in the pili (external filaments) of the *geobacter sulfurreducens* bacterium, which have been shown to be able to transmit electronic current, allowing the microbe to feed by remote redox reactions on ferrous mineral particles in the soil. As a nanowire designed by natural evolution, understanding the mechanism for charge transport is of obvious interest.

Peculiar to this protein is the fact that its main alpha helix, the main feature of this elongated protein, is singly oriented, that is, there is no back alpha helix (as in a common hairpin configuration) that would counter the polarization of the single alpha helix: In an alpha helix all peptide-bond dipoles point in the same direction along the axis of the helix, which, in solid-state parlance, represents a polarization, with clear electrostatic implications. Indeed, a DFT calculation of the molecule in vacuum shows a well defined electrostatic potential ramp along the protein, which tends to close the effective band gap. The question is then, how does an aqueous environment affect this depolarizing field.

Long molecular mechanics (MM) simulations were performed for the protein in a suitable solution of NaCl at a concentration of 0.1 M. The protein’s residues had charge states corresponding to $pH = 7$, and the MM field was validated with SIESTA calculations in vacuum (944-atom dynamic relaxation in a 104.4^3 \AA^3 box). The wet system contained 4580 atoms, and the statistical average of the electrostatic potential around the molecule (see Fig. 23) was obtained from a sample of full SIESTA calculations of statistically independent snapshots, taken every 50 ps during the last 0.5 ns of the simulation.




FIG. 23. Colour coded electrostatic potential on a plane cutting along the main axis of the *geobacter sulfurreducens* pilin molecule in wet conditions. A perspective ball rendering of the atomic structure of the protein is superposed. For the meaning and details on this Figure see Ref. 185 (Figure courtesy of Gustavo T. Feliciano).

Fig. 23 shows how the aqueous environment kills the quite homogeneous potential ramp along the protein axis that appears in vacuum and replaces it with long-wave-length slow, but quite significant fluctuations. The gap remains sizeable, and coherent transport is not likely. However, the frontier orbitals evolve in a very suggestive way for enhanced diffusive electron transport.¹⁸⁵

E. Use of Siesta in other fields

Although an exhaustive summary of all the recent results obtained with SIESTA is out of the scope of this work, we would like to point the attention of the reader to a sample of recent reviews in various fields in which the program is featured. These cover biological sciences¹⁸⁶ (including interaction between organic and inorganic materials^{187,188}), geology and materials under high-pressure¹⁸⁹, isotopic fractionation predictions for Martian geochemistry¹⁹⁰, the engineering of typical core structural materials used in nuclear reactors,¹⁹¹ or even in astrophysical and atmospheric systems¹⁹². The reactivity of metallic nanoparticles for catalysis was treated by Viñes, Gomes, and Illas¹⁹³, and the role of SIESTA in the computation of the kinetic and dynamics of catalytic reaction at surfaces (including adsorption and desorption of reactants or products) was explored in Chapter 8 of Ref. 194 by Catapan and coworkers.

V. FUTURE EVOLUTION

Work on enhancing SIESTA’s capabilities, performance, and robustness is continuing, driven by a good number of developers and collaborators. A mature and flexible development platform and practices are essential to keep them productive. Our recent platform changes have forced developers to shift workflows twice in the past four years. Through the changes we have learned a lot but also spent a significant amount of time on ensuring SIESTA’s continuous development. At the current state we believe we have stabilized the development platform on GitLab while we will add more integrated development features in the coming years, e.g. continuous integration (CI) and source code checks. Using CI will also enable easier code-style checks to conform to coding standards. We hope that our open-platform initiative will keep external contributions coming into the program.

Our basic-development plans include also refactoring, apparently unexciting but essential to streamline the code base to enable further implementations. Also, we foresee a change in the release model, moving away from coexisting long-lived release branches whose maintenance takes up a lot of time, and offering instead more frequent and short-maintenance releases.

We plan to exploit the idea of modularization, continuing the abstraction of relevant reusable pieces, but also dealing with a higher-level, exposing the core electronic-structure capabilities of SIESTA to other programs. It will be necessary to redesign some of the internal data structures to remove global

variables and encapsulate them into objects or derived types associated to particular configurations and stages of the calculations. This encapsulation will be matched by a streamlining of the input/output operations. This work will open the door to the creation of complex workflows leveraging the strengths of various codes.

Accelerated hybrid architectures (including, for example, GPUs) are very likely going to feature prominently in the upcoming exascale machines. In the case of SIESTA, the data indirection associated to the handling of sparse matrices limits the acceleration possibilities of the section of the code that builds the Hamiltonian and overlap matrices, but the solver stage is more amenable to porting, and in fact several solver libraries used by SIESTA are being enhanced to offer GPU support, as mentioned in Sec. III G 2.

Modularization and the use of new programming models cause an increase in the complexity of the building and deployment of the code. We will leverage the ESL bundle, created to facilitate the use of the modules in the ESL collection, to streamline SIESTA’s building process, and explore containerization as an option for deployment of the code.

The “pseudopotential barrier to entry” has been lowered by the availability of curated databases supporting the PSML format. Basis sets are a perennial challenge, but new tools and ideas are being explored to provide users with appropriate basis sets: High-throughput workflows for optimization; “tiers” of quality/cost, but perhaps not just of a simple “periodic table” form, as offered by other codes (e.g., FHI-aims¹³), but with a possible dependence on an approximate characterization of the chemical environment in which a given atom finds itself.

Complementary to the underlying basis-set optimization that focuses on providing an adequate variational freedom, an on-the-fly contraction of the basis set, which results in a set of lower-cardinality adapted to the description of the occupied subspace can be exploited for increased efficiency. This is particularly relevant for FOE methods (see Sect. III G 1, in which the number of polynomial terms depends on the extent of the spectrum).

The original claim to fame of SIESTA was based on its linear-scaling solver. We are in the process of a re-design of the $\mathcal{O}(N)$ code with a new, more efficient backend, based on the DBCSR library for handling distributed block-sparse matrices^{195,196} with the MatrixSwitch library⁸² acting as an intermediary interface between it and high-level physical ideas and algorithms. A connection between the internal SIESTA formats and MatrixSwitch itself has been recently provided, using initially the cubic-scaling libOMM library¹⁹⁷ as a test bed, hence still using a dense coefficient matrix, as it corresponds to the case without localization constraints in the solution of the electronic-structure problem. The implementation of a sparse coefficient matrix will make it possible to perform efficient $\mathcal{O}(N)$ calculations. The computational effort can be further reduced through the analysis of sparsity of the Hamiltonian and overlap matrices and their re-organization in the block-compressed sparse form.

Other developments in the pipeline are linear-response calculations for arbitrary distortions, electronic transport calcu-

lations with spin-orbit coupling, thermal transport with the Green-Kubo formalism, as described in Ref. 198, a redesign of the molecular dynamics subsystem, and the development of workflows for the generation of data for SCALE-UP.

ACKNOWLEDGMENTS

SIESTA development has been historically supported by different Spanish National Plan projects: MEC-DGES-PB95-0202, MCyT-BFM2000-1312, MEC-BFM2003-03372, FIS2006-12117, FIS2009-12721, FIS2012-37549, FIS2015-64886-P, and RTC-2016-5681-7, the latter one together with Simune Atomistics Ltd. Currently, we thank financial support from the Spanish Ministry of Science, Innovation and Universities through the grant No. PGC2018-096955-B.

We acknowledge the Severo Ochoa Centers of Excellence Program under Grants No. SEV-2015-0496 (ICMAB), and SEV-2017-0706 (ICN2), the GenCat Grant No. 2017SGR1506, and the European Union MaX Center of Excellence (EU-H2020 Grant No. 824143).

P.G.-F. acknowledges support from Ramón y Cajal Grant No. RyC-2013-12515. J.I.C. acknowledges RTI2018-097895-B-C41.

R.C. acknowledges to the European Union's Horizon 2020 research and innovation program under the Marie Skłodowska-Curie grant agreement no. 665919.

D.S.P, P.K, and P.B. acknowledge MAT2016-78293-C6, FET-Open No. 863098, and UPV-EHU Grant IT1246-19.

V. Yu was supported by a MolSSI fellowship (U.S. NSF award 1547580), and the ELSI development (V.B., V.Yu) by NSF award 1450280. We also acknowledge Honghui Shang and Xinming Qin for giving us access to the HONPAS code, where a preliminary version of the hybrid functionals support described here was implemented.

We are indebted to other contributors to the SIESTA project, whose names can be seen in the file in the Docs/Contributors.txt file of the SIESTA distribution, and we thank those, too many to list, contributing fixes, comments, clarifications, and documentation for the code.

The data that support the findings of this study are available from the corresponding author upon reasonable request.

¹J. M. Soler, E. Artacho, J. D. Gale, A. García, J. Junquera, P. Ordejón, and D. Sánchez-Portal, "The SIESTA method for ab initio order- n materials simulation," *J. Phys.: Condens. Matter* **14**, 2745–2779 (2002).

²E. Artacho, E. Anglada, O. Diéguez, J. D. Gale, A. García, J. Junquera, R. M. Martín, P. Ordejón, J. M. Pruneda, D. Sánchez-Portal, and J. M. Soler, "The SIESTA method; developments and applicability," *J. Phys.: Condens. Matter* **20**, 064208 (2008).

³G. Galli, "Linear scaling methods for electronic structure calculations and quantum molecular dynamics simulations," *Curr. Opin. Solid State Mater. Sci.* **1**, 864 – 874 (1996).

⁴S. Goedecker, "Linear scaling electronic structure methods," *Rev. Mod. Phys.* **71**, 1085–1123 (1999).

⁵P. Ordejón, E. Artacho, and J. M. Soler, "Self-consistent order- n density-functional calculations for very large systems," *Phys. Rev. B* **53**, R10441–R10444 (1996).

⁶D. Sánchez-Portal, P. Ordejón, E. Artacho, and J. M. Soler, "Density-functional method for very large systems with lcao basis sets," *Int. J. Quantum Chem.* **65**, 453–461 (1997).

⁷O. F. Sankey and D. J. Niklewski, "Ab initio multicenter tight-binding model for molecular-dynamics simulations and other applications in covalent systems," *Phys. Rev. B* **40**, 3979–3995 (1989).

⁸E. Artacho, D. Sánchez-Portal, P. Ordejón, A. García, and J. M. Soler, "Linear-scaling ab-initio calculations for large and complex systems," *Phys. Status Solidi (b)* **215**, 809–817 (1999).

⁹J. Junquera, O. Paz, D. Sánchez-Portal, and E. Artacho, "Numerical atomic orbitals for linear-scaling calculations," *Phys. Rev. B* **64**, 235111 (2001).

¹⁰E. Anglada, J. M. Soler, J. Junquera, and E. Artacho, "Systematic generation of finite-range atomic basis sets for linear-scaling calculations," *Phys. Rev. B* **66**, 205101 (2002).

¹¹<http://www.openmx-square.org/>.

¹²<https://www.synopsys.com/silicon/quantumatk.html>.

¹³V. Blum, R. Gehrke, F. Hanke, P. Havu, V. Havu, X. Ren, K. Reuter, and M. Scheffler, "Ab initio molecular simulations with numeric atom-centered orbitals," *Comput. Phys. Commun.* **180**, 2175 – 2196 (2009).

¹⁴A. Carreras, S. Conejeros, A. Camón, A. García, N. Casañ-Pastor, P. Alemany, and E. Canadell, "Charge delocalization, oxidation states, and silver mobility in the mixed silver-copper oxide AgCuO_2 ," *Inorg. Chem.* **58**, 7026–7035 (2019).

¹⁵M. Brandbyge, J.-L. Mozos, P. Ordejón, J. Taylor, and K. Stokbro, "Density-functional method for nonequilibrium electron transport," *Phys. Rev. B* **65**, 165401 (2002).

¹⁶F. Corsetti, E. Artacho, J. M. Soler, S. S. Alexandre, and M.-V. Fernández-Serra, "Room temperature compressibility and diffusivity of liquid water from first principles," *J. Chem. Phys.* **139**, 194502 (2013).

¹⁷X. Gonze, B. Amadon, P.-M. Anglade, J.-M. Beuken, F. Bottin, P. Boulanger, F. Bruneval, D. Caliste, R. Caracas, M. Côté, T. Deusch, L. Genovese, P. Ghosez, M. Giantomassi, S. Goedecker, D. Hamann, P. Hermet, F. Jollet, G. Jomard, S. Leroux, M. Mancini, S. Mazevet, M. Oliveira, G. Onida, Y. Pouillon, T. Rangel, G.-M. Rignanese, D. Sangalli, R. Shaltaf, M. Torrent, M. Verstraete, G. Zerah, and J. Zwanziger, "Abinit: First-principles approach to material and nanosystem properties," *Comput. Phys. Commun.* **180**, 2582 – 2615 (2009).

¹⁸See: <https://www.gnu.org/licenses/gpl-3.0.html>.

¹⁹See: <https://launchpad.net/siesta>.

²⁰See: <https://gitlab.com/siesta-project>.

²¹A. García, M. J. Verstraete, Y. Pouillon, and J. Junquera, "The psml format and library for norm-conserving pseudopotential data curation and interoperability," *Comput. Phys. Commun.* **227**, 51 – 71 (2018).

²²See: <https://siesta-project.github.io/psml-docs>, accessed November 2019.

²³D. R. Hamann, "Optimized norm-conserving vanderbilt pseudopotentials," *Phys. Rev. B* **88**, 085117 (2013).

²⁴ATOM code for the generation of norm-conserving pseudopotentials. The version maintained by the SIESTA project can be accessed at <http://icmab.es/siesta/Pseudopotentials/index.html>. An alternative version is available at <http://bohr.inesc-mn.pt/~jlm/pseudo.html>. (Accessed July 2017).

²⁵M. J. van Setten, M. Giantomassi, E. Bousquet, M. J. Verstraete, D. R. Hamann, X. Gonze, and G. M. Rignanese, "The PSEUDODOJO: Training and grading a 85 element optimized norm-conserving pseudopotential table," *Comput. Phys. Commun.* **226**, 39–54 (2018).

²⁶See: <http://www.pseudo-dojo.org>.

²⁷X. Gonze, F. Jollet, F. Abreu Araujo, D. Adams, B. Amadon, T. Applencourt, C. Audouze, J.-M. Beuken, J. Bieder, A. Bokhanchuk, E. Bousquet, F. Bruneval, D. Caliste, M. Côté, F. Dahm, F. Da Pieve, M. Delaveau, M. Di Gennaro, B. Dorado, C. Espejo, G. Geneste, L. Genovese, A. Gerossier, M. Giantomassi, Y. Gillet, D. Hamann, L. He, G. Jomard, J. Laflamme Janssen, S. Le Roux, A. Levitt, A. Lherbier, F. Liu, I. Lukačević, A. Martin, C. Martins, M. Oliveira, S. Poncé, Y. Pouillon, T. Rangel, G.-M. Rignanese, A. Romero, B. Rousseau, O. Rubel, A. Shukri, M. Stankovski, M. Torrent, M. Van Setten, B. Van Troeye, M. Verstraete, D. Waroquiers, J. Wiktor, B. Xu, A. Zhou, and J. Zwanziger, "Recent developments in the ABINIT software package," *Comput. Phys. Commun.* **205**, 106–131 (2016).

²⁸V. I. Anisimov, J. Zaanen, and O. K. Andersen, "Band theory and mott insulators: Hubbard u instead of stoner i ," *Phys. Rev. B* **44**, 943–954 (1991).

²⁹B. Himmetoglu, A. Floris, S. de Gironcoli, and M. Cococcioni, "Hubbard-

- corrected dft energy functionals: The lda+u description of correlated systems,” *Int. J. Quantum Chem.* **114**, 14–49 (2014).
- ³⁰S. L. Dudarev, G. A. Botton, S. Y. Savrasov, C. J. Humphreys, and A. P. Sutton, “Electron-energy-loss spectra and the structural stability of nickel oxide: An lsd+a study,” *Phys. Rev. B* **57**, 1505–1509 (1998).
- ³¹M. Cococcioni and S. de Gironcoli, “Linear response approach to the calculation of the effective interaction parameters in the LDA + U method,” *Phys. Rev. B* **71**, 035105 (2005).
- ³²R. J. Powell and W. E. Spicer, “Optical properties of nio and coo,” *Phys. Rev. B* **2**, 2182–2193 (1970).
- ³³H. A. Alperin, *J. Phys. Soc. Jpn. Suppl. B* **17**, 12 (1962).
- ³⁴A. K. Cheetham and D. A. O. Hope, “Magnetic ordering and exchange effects in the antiferromagnetic solid solutions $\text{mn}_x\text{ni}_{1-x}\text{O}$,” *Phys. Rev. B* **27**, 6964–6967 (1983).
- ³⁵M. Dion, H. Rydberg, E. Schröder, D. C. Langreth, and B. I. Lundqvist, “Van der waals density functional for general geometries,” *Phys. Rev. Lett.* **92**, 246401 (2004).
- ³⁶K. Berland and P. Hyldgaard, “Exchange functional that tests the robustness of the plasmon description of the van der waals density functional,” *Phys. Rev. B* **89**, 035412 (2014).
- ³⁷G. Román-Pérez and J. M. Soler, “Efficient implementation of a van der waals density functional: Application to double-wall carbon nanotubes,” *Phys. Rev. Lett.* **103**, 096102 (2009).
- ³⁸O. A. Vydrov and T. Van Voorhis, “Nonlocal van der waals density functional: The simpler the better,” *J. Chem. Phys.* **133**, 244103 (2010).
- ³⁹L. Kong, G. Román-Pérez, J. M. Soler, and D. C. Langreth, “Energetics and dynamics of h_2 adsorbed in a nanoporous material at low temperature,” *Phys. Rev. Lett.* **103**, 096103 (2009).
- ⁴⁰H. González-Herrero, J. M. Gómez-Rodríguez, P. Mallet, M. Moaied, J. J. Palacios, C. Salgado, M. M. Ugeda, J.-Y. Veuillen, F. Yndurain, and I. Brihuega, “Atomic-scale control of graphene magnetism by using hydrogen atoms,” *Science* **352**, 437–441 (2016).
- ⁴¹J. Wang, G. Román-Pérez, J. M. Soler, E. Artacho, and M.-V. Fernández-Serra, “Density, structure, and dynamics of water: The effect of van der waals interactions,” *J. Chem. Phys.* **134**, 024516 (2011).
- ⁴²J. Heyd, G. E. Scuseria, and M. Ernzerhof, “Hybrid functionals based on a screened coulomb potential,” *J. Chem. Phys.* **118**, 8207–8215 (2003).
- ⁴³J. Heyd, G. E. Scuseria, and M. Ernzerhof, “Erratum: “hybrid functionals based on a screened coulomb potential,”” *J. Chem. Phys.* **124**, 219906 (2006).
- ⁴⁴A. V. Krukau, O. A. Vydrov, A. F. Izmaylov, and G. E. Scuseria, “Influence of the exchange screening parameter on the performance of screened hybrid functionals,” *J. Chem. Phys.* **125**, 224106 (2006).
- ⁴⁵H. Shang, Z. Li, and J. Yang, “Implementation of screened hybrid density functional for periodic systems with numerical atomic orbitals: Basis function fitting and integral screening,” *J. Chem. Phys.* **135**, 034110 (2011).
- ⁴⁶(), see: <https://sourceforge.net/projects/libint/>, provided by E. Valeev and J. T. Fermann.
- ⁴⁷S. Obara and A. Saika, “Efficient recursive computation of molecular integrals over cartesian gaussian functions,” *J. Chem. Phys.* **84**, 3963–3974 (1986).
- ⁴⁸M. Head-Gordon and J. A. Pople, “A method for two-electron gaussian integral and integral derivative evaluation using recurrence relations,” *J. Chem. Phys.* **89**, 5777–5786 (1988).
- ⁴⁹J. P. Perdew, K. Burke, and M. Ernzerhof, “Generalized gradient approximation made simple,” *Phys. Rev. Lett.* **77**, 3865–3868 (1996).
- ⁵⁰C. Kittel, *Introduction to Solid State Physics* (John Wiley & Sons, New York, 1986).
- ⁵¹S. H. Wemple, “Polarization fluctuations and the optical-absorption edge in batio_3 ,” *Phys. Rev. B* **2**, 2679–2689 (1970).
- ⁵²R. Cuadrado and J. I. Cerdá, “Fully relativistic pseudopotential formalism under an atomic orbital basis: spin–orbit splittings and magnetic anisotropies,” *J. Phys.: Condens. Matter* **24**, 086005 (2012).
- ⁵³L. Fernández-Seivane, M. A. Oliveira, S. Sanvito, and J. Ferrer, “On-site approximation for spin–orbit coupling in linear combination of atomic orbitals density functional methods,” *J. Phys.: Condens. Matter* **18**, 7999–8013 (2006).
- ⁵⁴F. Fernández-Seivane, M. A. Oliveira, S. Sanvito, and J. Ferrer, “Erratum: On-site approximation for spin–orbit coupling in lcao density functional methods,” *J. Phys.: Condens. Matter* **19**, 489001 (2007).
- ⁵⁵L. A. Hemstreet, C. Y. Fong, and J. S. Nelson, “First-principles calculations of spin-orbit splittings in solids using nonlocal separable pseudopotentials,” *Phys. Rev. B* **47**, 4238 (1993).
- ⁵⁶F. Zirkelbach, P.-Y. Prodhomme, P. Han, R. Cherian, and G. Bester, “Large-scale atomic effective pseudopotential program including an efficient spin-orbit coupling treatment in real space,” *Phys. Rev. B* **91**, 075119 (2015).
- ⁵⁷V. W. zhe Yu, F. Corsetti, A. García, W. P. Huhn, M. Jacquelin, W. Jia, B. Lange, L. Lin, J. Lu, W. Mi, A. Seifitokaldani, Álvaro Vázquez-Mayagoitia, C. Yang, H. Yang, and V. Blum, “Elsi: A unified software interface for kohn-sham electronic structure solvers,” *Comput. Phys. Commun.* **222**, 267 – 285 (2018).
- ⁵⁸V. W. zhe Yu, C. Campos, W. Dawson, A. García, V. Havu, B. Hourahine, W. P. Huhn, M. Jacquelin, W. Jia, M. Keçeli, R. Laasner, Y. Li, L. Lin, J. Lu, J. Moussa, J. E. Roman, Álvaro Vázquez-Mayagoitia, C. Yang, and V. Blum, “Elsi – an open infrastructure for electronic structure solvers,” (2019), [arXiv:1912.13403 \[physics.comp-ph\]](https://arxiv.org/abs/1912.13403).
- ⁵⁹J. Choi, J. Demmel, I. Dhillon, J. Dongarra, S. Ostrouchov, A. Petitet, K. Stanley, D. Walker, and R. Whaley, “Scalpack: a portable linear algebra library for distributed memory computers — design issues and performance,” *Comput. Phys. Commun.* **97**, 1 – 15 (1996).
- ⁶⁰T. Auckenthaler, V. Blum, H.-J. Bungartz, T. Huckle, R. Johann, L. Krämer, B. Lang, H. Lederer, and P. Willems, “Parallel solution of partial symmetric eigenvalue problems from electronic structure calculations,” *Parallel Comput.* **37**, 783 – 794 (2011).
- ⁶¹A. Marek, V. Blum, R. Johann, V. Havu, B. Lang, T. Auckenthaler, A. Heinecke, H.-J. Bungartz, and H. Lederer, “The ELPA library: scalable parallel eigenvalue solutions for electronic structure theory and computational science,” *J. Phys.: Condens. Matter* **26**, 213201 (2014).
- ⁶²P. Kùs, A. Marek, S. Koecher, H.-H. Kowalski, C. Carbogno, C. Scheurer, K. Reuter, M. Scheffler, and H. Lederer, “Optimizations of the eigensolvers in the elpa library,” *Parallel Comput.* **85**, 167 – 177 (2019).
- ⁶³S. Goedecker, “Integral representation of the fermi distribution and its applications in electronic-structure calculations,” *Phys. Rev. B* **48**, 17573–17575 (1993).
- ⁶⁴S. Mohr, W. Dawson, M. Wagner, D. Caliste, T. Nakajima, and L. Genovese, “Efficient Computation of Sparse Matrix Functions for Large-Scale Electronic Structure Calculations: The <sc>CheSS</sc> Library,” *J. Chem. Theory Comput.* **13**, 4684–4698 (2017).
- ⁶⁵L. Genovese, A. Neelov, S. Goedecker, T. Deutsch, S. A. Ghasemi, A. Willand, D. Caliste, O. Zilberberg, M. Rayson, A. Bergman, and R. Schneider, “Daubechies wavelets as a basis set for density functional pseudopotential calculations,” *J. Chem. Phys.* **129**, 014109 (2008).
- ⁶⁶L. Lin, M. Chen, C. Yang, and L. He, “Accelerating atomic orbital-based electronic structure calculation via pole expansion and selected inversion,” *J. Phys.: Condens. Matter* **25**, 295501 (2013).
- ⁶⁷L. Lin, A. García, G. Huhs, and C. Yang, “SIESTA-PEXSI: massively parallel method for efficient and accurate ab initio materials simulation without matrix diagonalization,” *J. Phys.: Condens. Matter* **26**, 305503 (2014).
- ⁶⁸W. Hu, L. Lin, C. Yang, and J. Yang, “Electronic structure and aromaticity of large-scale hexagonal graphene nanoflakes,” *J. Chem. Phys.* **141**, 214704 (2014).
- ⁶⁹F. Corsetti, “The orbital minimization method for electronic structure calculations with finite-range atomic basis sets,” *Comput. Phys. Commun.* **185**, 873 – 883 (2014).
- ⁷⁰T. Imamura, S. Yamada, and M. Machida, “Development of a high-performance eigensolver on a peta-scale next-generation supercomputer system,” *Progress in Nuclear Science and Technology* **2**, 643–650 (2011).
- ⁷¹J. Dongarra, M. Gates, A. Haidar, J. Kurzak, P. Luszczek, S. Tomov, and I. Yamazaki, “Accelerating numerical dense linear algebra calculations with GPUs,” *Numerical Computations with GPUs*, 1–26 (2014).
- ⁷²V. Hernandez, J. E. Roman, and V. Vidal, “SLEPc: A scalable and flexible toolkit for the solution of eigenvalue problems,” *ACM Transactions on Mathematical Software* **31**, 351–362 (2005).
- ⁷³W. Dawson and T. Nakajima, “Massively parallel sparse matrix function calculations with ntpoly,” *Comput. Phys. Commun.* **225**, 154 – 165 (2018).
- ⁷⁴A. Tsolakidis, D. Sánchez-Portal, and R. M. Martin, “Calculation of the optical response of atomic clusters using time-dependent density functional theory and local orbitals,” *Phys. Rev. B* **66**, 235416 (2002).
- ⁷⁵E. Artacho and D. D. O’Regan, “Quantum mechanics in an evolving

- hilbert space,” *Phys. Rev. B* **95**, 115155 (2017).
- ⁷⁶J. K. Tomfohr and O. F. Sankey, “Time-dependent simulation of conduction through a molecule,” *Phys. Status Solidi (b)* **226**, 115–123 (2001).
- ⁷⁷A. A. Correa, J. Kohanoff, E. Artacho, D. Sánchez-Portal, and A. Caro, “Nonadiabatic forces in ion-solid interactions: The initial stages of radiation damage,” *Phys. Rev. Lett.* **108**, 213201 (2012).
- ⁷⁸M. A. Zeb, J. Kohanoff, D. Sánchez-Portal, A. Arnau, J. I. Juaristi, and E. Artacho, “Electronic stopping power in gold: The role of *d* electrons and the H/He anomaly,” *Phys. Rev. Lett.* **108**, 225504 (2012).
- ⁷⁹R. Ullah, F. Corsetti, D. Sánchez-Portal, and E. Artacho, “Electronic stopping power in a narrow band gap semiconductor from first principles,” *Phys. Rev. B* **91**, 125203 (2015).
- ⁸⁰J. Halliday and E. Artacho, “Anisotropy of electronic stopping power in graphite,” *Phys. Rev. B* **100**, 104112 (2019).
- ⁸¹F. Corsetti, “Performance analysis of electronic structure codes on hpc systems: A case study of siesta,” *PLOS ONE* **9**, 1–8 (2014).
- ⁸²F. Corsetti, <https://gitlab.e-cam2020.eu/esl/omm>.
- ⁸³E. Anderson, A. Benzoni, J. Dongarra, S. Moulton, S. Ostrouchov, B. Tourancheau, and R. van de Geijn, “Basic linear algebra communication subprograms,” in *The Sixth Distributed Memory Computing Conference, 1991. Proceedings* (1991) pp. 287–290.
- ⁸⁴L. S. Blackford, J. Choi, A. Cleary, E. D’Azevedo, J. Demmel, I. Dhillon, J. Dongarra, S. Hammarling, G. Henry, A. Petitet, K. Stanley, D. Walker, and R. C. Whaley, *ScaLAPACK Users’ Guide* (Society for Industrial and Applied Mathematics, Philadelphia, PA, 1997).
- ⁸⁵F. Tisseur and J. Dongarra, “A parallel divide and conquer algorithm for the symmetric eigenvalue problem on distributed memory architectures,” *SIAM J. Sci. Comput.* **20**, 2223–2236 (1999).
- ⁸⁶T. N. Todorov, “Time-dependent tight binding,” *J. Phys.: Condens. Matter* **13**, 10125–10148 (2001).
- ⁸⁷J. Halliday and E. Artacho, (in preparation) (2020).
- ⁸⁸I. Tavernelli, U. F. Röhrig, and U. Rothlisberger, “Molecular dynamics in electronically excited states using time-dependent density functional theory,” *Mol. Phys.* **103**, 963–981 (2005).
- ⁸⁹“Cpmd v3.13,” Copyright IBM Corp (1990–2008), copyright MPI fuer Festkoerperforschung Stuttgart (1997–2001).
- ⁹⁰P. López-Tarifa, M.-A. Hervé du Penhoat, R. Vuilleumier, M.-P. Gaigeot, I. Tavernelli, A. Le Padellec, J.-P. Champeaux, M. Alcamí, P. Moretto-Capelle, F. Martín, and M.-F. Politis, “Ultrafast nonadiabatic fragmentation dynamics of doubly charged uracil in a gas phase,” *Phys. Rev. Lett.* **107**, 023202 (2011).
- ⁹¹P. López-Tarifa, M.-A. Penhoat, R. Vuilleumier, M.-P. Gaigeot, U. Rothlisberger, I. Tavernelli, A. Le Padellec, J.-P. Champeaux, M. Alcamí, P. moretto capelle, F. Martín, and M. Politis, “Time-dependent density functional theory molecular dynamics simulation of doubly charged uracil in gas phase,” *Cent. Eur. J. Phys.* **12**, 97–102 (2014).
- ⁹²M.-P. Gaigeot, P. Lopez-Tarifa, F. Martin, M. Alcamí, R. Vuilleumier, I. Tavernelli, M.-A. Penhoat, and M. Politis, “Theoretical investigation of the ultrafast dissociation of ionised biomolecules immersed in water: Direct and indirect effects,” *Mutat. Res.* **704**, 45–53 (2010).
- ⁹³A. D. Becke, “Density-functional exchange-energy approximation with correct asymptotic behavior,” *Phys. Rev. A* **38**, 3098–3100 (1988).
- ⁹⁴C. Lee, W. Yang, and R. G. Parr, “Development of the colle-salvetti correlation-energy formula into a functional of the electron density,” *Phys. Rev. B* **37**, 785–789 (1988).
- ⁹⁵J. M. Pruneda, D. Sánchez-Portal, A. Arnau, J. I. Juaristi, and E. Artacho, “Electronic stopping power in lif from first principles,” *Phys. Rev. Lett.* **99**, 235501 (2007).
- ⁹⁶A. A. Correa, “Calculating electronic stopping power in materials from first principles,” *Comp. Mater. Sci.* **150**, 291–303 (2018).
- ⁹⁷J. M. Pruneda, S. K. Estreicher, J. Junquera, J. Ferrer, and P. Ordejón, “Ab initio local vibrational modes of light impurities in silicon,” *Phys. Rev. B* **65**, 075210 (2002).
- ⁹⁸N. Papior, N. Lorente, T. Frederiksen, A. García, and M. Brandbyge, “Improvements on non-equilibrium and transport green function techniques: The next-generation transiesta,” *Comput. Phys. Commun.* **212**, 8–24 (2017).
- ⁹⁹N. Papior, G. Calogero, S. Leitherer, and M. Brandbyge, “Removing all periodic boundary conditions: Efficient nonequilibrium Green’s function calculations,” *Phys. Rev. B* **100**, 195417 (2019).
- ¹⁰⁰K. W. Jacobsen, J. T. Falkenberg, N. Papior, P. Bøggild, A.-P. Jauho, and M. Brandbyge, “All-graphene edge contacts: Electrical resistance of graphene t-junctions,” *Carbon* **101**, 101–106 (2016).
- ¹⁰¹M. Kolmer, P. Brandimarte, J. Lis, R. Zuzak, S. Godlewski, H. Kawai, A. Garcia-Lekue, N. Lorente, T. Frederiksen, C. Joachim, D. Sanchez-Portal, and M. Szymonski, “Electronic transport in planar atomic-scale structures measured by two-probe scanning tunneling spectroscopy,” *Nat. Commun.* **10**, 1573 (2019).
- ¹⁰²P. Brandimarte, M. Engelund, N. Papior, A. Garcia-Lekue, T. Frederiksen, and D. Sánchez-Portal, “A tunable electronic beam splitter realized with crossed graphene nanoribbons,” *J. Chem. Phys.* **146**, 092318 (2017).
- ¹⁰³N. Papior, “sisl: v0.9.7,” (2019).
- ¹⁰⁴<https://github.com/tfrederiksen/inelastica/>.
- ¹⁰⁵T. Frederiksen, M. Paulsson, M. Brandbyge, and A.-P. Jauho, “Inelastic transport theory from first principles: Methodology and application to nanoscale devices,” *Phys. Rev. B* **75**, 205413 (2007).
- ¹⁰⁶See: <http://www.wannier.org>.
- ¹⁰⁷G. Pizzi, V. Vitale, R. Arita, S. Blügel, F. Freimuth, G. Géranton, M. Gibertini, D. Gresch, C. Johnson, T. Koretsune, J. Ibañez-Azpiroz, H. Lee, J.-M. Lihm, D. Marchand, A. Marrazzo, Y. Mokrousov, J. I. Mustafa, Y. Nohara, Y. Nomura, L. Paulatto, S. Poncé, T. Ponweiser, J. Qiao, F. Thöle, S. S. Tsirkin, M. Wierzbowska, N. Marzari, D. Vanderbilt, I. Souza, A. A. Mostofi, and J. R. Yates, “Wannier90 as a community code: new features and applications,” *J. Phys.: Condens. Matter* **32**, 165902 (2020).
- ¹⁰⁸N. Marzari and D. Vanderbilt, “Maximally localized generalized wannier functions for composite energy bands,” *Phys. Rev. B* **56**, 12847–12865 (1997).
- ¹⁰⁹N. Marzari, A. A. Mostofi, J. R. Yates, I. Souza, and D. Vanderbilt, “Maximally localized wannier functions: Theory and applications,” *Rev. Mod. Phys.* **84**, 1419–1475 (2012).
- ¹¹⁰D. Vanderbilt, *Berry phases in electronic structure theory* (Cambridge University Press, 2018).
- ¹¹¹<https://github.com/romerogroup/DMFTwDFT>.
- ¹¹²V. Singh, U. Herath, B. Wah, X. Liao, A. H. Romero, and H. Park, “Dmftwdf: An open-source code combining dynamical mean field theory with various density functional theory packages,” (2020), [arXiv:2002.00068v1](https://arxiv.org/abs/2002.00068v1).
- ¹¹³X. Wu, A. Selloni, and R. Car, “Order-*n* implementation of exact exchange in extended insulating systems,” *Phys. Rev. B* **79**, 085102 (2009).
- ¹¹⁴P. García-Fernández, J. C. Wojdeł, J. Íñiguez, and J. Junquera, “Second-principles method for materials simulations including electron and lattice degrees of freedom,” *Phys. Rev. B* **93**, 195137 (2016).
- ¹¹⁵J. C. Wojdeł, P. Hermet, M. P. Ljungberg, P. Ghosez, and J. Íñiguez, “First-principles model potentials for lattice-dynamical studies: general methodology and example of application to ferroic perovskite oxides,” *J. Phys.: Condens. Matter* **25**, 305401 (2013).
- ¹¹⁶P. Torres, J. A. Seijas-Bellido, C. Escorihuela-Sayalero, J. Íñiguez, and R. Rurali, “Theoretical investigation of lattice thermal conductivity and electrophononic effects in srTiO₃,” *Phys. Rev. Mater.* **3**, 044404 (2019).
- ¹¹⁷J. A. Seijas-Bellido, J. Íñiguez, and R. Rurali, “Anisotropy-driven thermal conductivity switching and thermal hysteresis in a ferroelectric,” *Appl. Phys. Lett.* **115**, 192903 (2019).
- ¹¹⁸J. A. Seijas-Bellido, H. Aramberri, J. Íñiguez, and R. Rurali, “Electric control of the heat flux through electrophononic effects,” *Phys. Rev. B* **97**, 184306 (2018).
- ¹¹⁹S. Das, Y. L. Tang, Z. Hong, M. A. P. Gonçalves, M. R. McCarter, C. Klewe, K. X. Nguyen, F. Gómez-Ortiz, P. Shafer, E. Arenholz, V. A. Stoica, S.-L. Hsu, B. Wang, C. Ophus, J. F. Liu, C. T. Nelson, S. Saremi, B. Prasad, A. B. Mei, D. G. Schlom, J. Íñiguez, P. García-Fernández, D. A. Muller, L. Q. Chen, J. Junquera, L. W. Martin, and R. Ramesh, “Observation of room-temperature polar skyrmions,” *Nature* **568**, 368–372 (2019).
- ¹²⁰A. K. Yadav, K. X. Nguyen, Z. Hong, P. García-Fernández, P. Aguado-Puente, C. T. Nelson, S. Das, B. Prasad, D. Kwon, S. Cheema, A. I. Khan, C. Hu, J. Íñiguez, J. Junquera, L.-Q. Chen, D. A. Muller, R. Ramesh, and S. Salahuddin, “Spatially resolved steady-state negative capacitance,” *Nature* **565**, 468–471 (2019).
- ¹²¹R. Ierusalimsky, *Programming in Lua, Fourth Edition* (Feisty Duck Digital Book Distribution, 2016).
- ¹²²<https://siesta-project.github.io/flos/ldoc/index.html> ().
- ¹²³S. Smidstrup, A. Pedersen, K. Stokbro, and H. Jónsson, “Improved initial

- guess for minimum energy path calculations,” *J. Chem. Phys.* **140**, 214106 (2014).
- ¹²⁴D. Sheppard, R. Terrell, and G. Henkelman, “Optimization methods for finding minimum energy paths,” *J. Chem. Phys.* **128**, 134106 (2008).
- ¹²⁵S. A. Trygubenko and D. J. Wales, “A doubly nudged elastic band method for finding transition states,” *J. Chem. Phys.* **120**, 2082–2094 (2004).
- ¹²⁶G. R. Qian, X. Dong, X. F. Zhou, Y. Tian, A. R. Oganov, and H. T. Wang, “Variable cell nudged elastic band method for studying solid-solid structural phase transitions,” *Comput. Phys. Commun.* **184**, 2111–2118 (2013). <https://esl.cecam.org/Flook/>.
- ¹²⁸G. Pizzi, A. Cepellotti, R. Sabatini, N. Marzari, and B. Kozinsky, “Aiiida: automated interactive infrastructure and database for computational science,” *Comput. Mater. Sci.* **111**, 218–230 (2016).
- ¹²⁹(), see: <http://www.aiiida.net/>.
- ¹³⁰<https://aiida.readthedocs.io/>.
- ¹³¹<https://aiida-siesta-plugin.readthedocs.io/>.
- ¹³²S. G. Mayo, F. Yndurain, and J. M. Soler, “Band unfolding made simple,” *J. Phys.: Condens. Matter* **32**, 205902 (2020).
- ¹³³G. Calogero, N. Papior, M. Koleini, M. Larsen, and M. Brandbyge, “Multi-scale approach to first-principles electron transport beyond 100 nm,” *Nanoscale* **11**, 6153–6164 (2019).
- ¹³⁴A. H. Larsen, J. J. Mortensen, J. Blomqvist, I. E. Castelli, R. Christensen, M. Dulak, J. Friis, M. N. Groves, B. Hammer, C. Hargus, E. D. Hermes, P. C. Jennings, P. B. Jensen, J. Kermode, J. R. Kitchin, E. L. Kolsbjerg, J. Kubal, K. Kaasbjerg, S. Lysgaard, J. B. Maronsson, T. Maxson, T. Olsen, L. Pastewka, A. Peterson, C. Rostgaard, J. Schiøtz, O. Schütt, M. Strange, K. S. Thygesen, T. Vegge, L. Vilhelmsen, M. Walter, Z. Zeng, and K. W. Jacobsen, “The atomic simulation environment—a python library for working with atoms,” *J. Phys.: Condens. Matter* **29**, 273002 (2017).
- ¹³⁵A. Kokalj, “XCrySDen, a crystalline and molecular structure visualisation program,” <http://www.xcrysden.org>.
- ¹³⁶K. Momma, “VESTA, a 3D visualization program for structural models, volumetric data, and crystal morphologies,” <http://jp-minerals.org/vesta/en/>.
- ¹³⁷A. Postnikov and N. B. Mortazavi Amiri, “Calculated vibration spectrum of monoclinic Cu_2SnSe_3 in comparison with kesterite-type $\text{Cu}_2\text{ZnSnSe}_4$,” *Phys. Status Solidi A* **210**, 1332–1335 (2013).
- ¹³⁸M. N. Rao, D. Lamago, A. Ivanov, M. d’Astuto, A. V. Postnikov, R. Hajj Hussein, T. Basak, S. L. Chaplot, F. Firszt, W. Paszkowicz, S. K. Deb, and O. Pagés, “Lattice dynamics of the model percolation-type (Zn,Be)Se alloy: Inelastic neutron scattering, *ab initio* study, and shell-model calculations,” *Phys. Rev. B* **89**, 155201 (2014).
- ¹³⁹“Bilbao Crystallographic Server → Raman and Hyper-Raman scattering → Spectral Active Modes,” <https://www.cryst.ehu.es/rep/sam.html>.
- ¹⁴⁰V. Kosyak, N. B. Mortazavi Amiri, A. Postnikov, and M. A. Scarpulla, “Model of native point defect equilibrium in $\text{Cu}_2\text{ZnSnS}_4$ and application to one-zone annealing,” *J. Appl. Phys.* **114**, 124501 (2013).
- ¹⁴¹N. B. Mortazavi Amiri, *Relation entre motifs structuraux et dynamique de réseau dans les cristaux mixtes Cu-Zn-Sn-Se: étude premiers principes*, Ph.D. thesis, Université de Lorraine (2013).
- ¹⁴²M. P. Allen and D. J. Tildesley, *Computer Simulation of Liquids* (Oxford University Press, Oxford, 1987).
- ¹⁴³A. V. Postnikov, “Vibrations in solids and small particles from first-principles calculations,” in *Comput. Mater. Sci.*, NATO Science Series III (Computer and System Science), Vol. 187, edited by C. R. A. Catlow and E. Kotomin (IOS Press, 2003) pp. 153–166, proceedings of the NATO Advanced Study Institute “Computational Materials Science”, Il Ciocco, September 9–22, 2001.
- ¹⁴⁴O. Coulaud, P. Bordat, P. Fayon, V. Le Bris, I. Baraille, and R. Brown, “Extensions of the Siesta DFT Code for Simulation of Molecules,” Research Report RR-8221 (INRIA, 2013).
- ¹⁴⁵P. Koval, M. Barbry, and D. Sánchez-Portal, “Pyscf-nao: An efficient and flexible implementation of linear response time-dependent density functional theory with numerical atomic orbitals,” *Comput. Phys. Commun.* **236**, 188–204 (2019).
- ¹⁴⁶M. Petersilka, U. Gossmann, and E. Gross, “Excitation Energies from Time-Dependent Density-Functional Theory,” *Phys. Rev. Lett.* **76**, 1212–1215 (1996).
- ¹⁴⁷P. Koval, F. Marchesin, D. Foerster, and D. Sánchez-Portal, “Optical response of silver clusters and their hollow shells from linear-response TDDFT,” *J. Phys.: Condens. Matter* **28**, 214001 (2016).
- ¹⁴⁸Y. Li and C. A. Ullrich, “The particle-hole map: A computational tool to visualize electronic excitations,” *J. Chem. Theory Comput.* **11**, 5838–5852 (2015).
- ¹⁴⁹R. Dronskowsky and P. E. Blöchl, “Crystal orbital hamilton populations (cohp): energy-resolved visualization of chemical bonding in solids based on density-functional calculations,” *The Journal of Physical Chemistry* **97**, 8617–8624 (1993).
- ¹⁵⁰M. Barbry, P. Koval, F. Marchesin, R. Esteban, A. G. Borisov, J. Aizpurua, and D. Sánchez-Portal, “Atomistic Near-Field Nanoplasmonics: Reaching Atomic-Scale Resolution in Nanooptics,” *Nano Lett.* **15**, 3410–3419 (2015).
- ¹⁵¹F. Marchesin, P. Koval, M. Barbry, J. Aizpurua, and D. Sánchez-Portal, “Optical response of metallic nanojunctions driven by single atom motion,” *ACS Photonics* **3**, 269–277 (2016).
- ¹⁵²M. Barbry, *Plasmons in Nanoparticles: Atomistic Ab Initio Theory for Large Systems*, Ph.D. thesis, University of Basque Country, Donostia-San Sebastián, Spain (2018), http://cfm.ehu.es/view/files/Marc_barbry_2-1.pdf (accessed June 14 2019).
- ¹⁵³E. Lampin, P. L. Palla, P.-A. Francioso, and F. Cleri, “Thermal conductivity from approach-to-equilibrium molecular dynamics,” *J. Appl. Phys.* **114**, 033525 (2013).
- ¹⁵⁴S. Illera, M. Pruneda, L. Colombo, and P. Ordejón, “Thermal and transport properties of pristine single-layer hexagonal boron nitride: A first principles investigation,” *Phys. Rev. Mater.* **1**, 044006 (2017).
- ¹⁵⁵S. García-Gil, A. García, and P. Ordejón, “Calculation of core level shifts within dft using pseudopotentials and localized basis sets,” *Eur. Phys. J. B* **85**, 239 (2012).
- ¹⁵⁶S. García-Gil, A. Arnau, and A. Garcia-Lekue, “Exploring large o 1s and n 1s core level shifts due to intermolecular hydrogen bond formation in organic molecules,” *Surf. Sci.* **613**, 102–107 (2013).
- ¹⁵⁷See: https://en.wikipedia.org/wiki/Reference_counting.
- ¹⁵⁸See: <https://www.max-centre.eu/>.
- ¹⁵⁹See: <https://esl.cecam.org/>.
- ¹⁶⁰See: https://l_sim.gitlab.io/psolver/.
- ¹⁶¹P. Zubko, N. Jecklin, A. Torres-Pardo, P. Aguado-Puente, A. Gloter, C. Lichtensteiger, J. Junquera, O. Stéphan, and J.-M. Triscone, “Electrostatic coupling and local structural distortions at interfaces in ferroelectric/paraelectric superlattices,” *Nano Lett.* **12**, 2846–2851 (2012).
- ¹⁶²P. Aguado-Puente and J. Junquera, “Structural and energetic properties of domains in pbtio₃/sr tio₃ superlattices from first principles,” *Phys. Rev. B* **85**, 184105 (2012).
- ¹⁶³A. K. Yadav, C. T. Nelson, S. L. Hsu, Z. Hong, J. D. Clarkson, C. M. Schlepütz, A. R. Damodaran, P. Shafer, E. Arenholz, L. R. Dedon, D. Chen, A. Vishwanath, A. M. Minor, L. Q. Chen, J. F. Scott, L. W. Martin, and R. Ramesh, “Observation of polar vortices in oxide superlattices,” *Nature* **530**, 198–201 (2016).
- ¹⁶⁴P. Shafer, P. García-Fernández, P. Aguado-Puente, A. R. Damodaran, A. K. Yadav, C. T. Nelson, S.-L. Hsu, J. C. Wojdel, J. Íñiguez, L. W. Martin, E. Arenholz, J. Junquera, and R. Ramesh, “Emergent chirality in the electric polarization texture of titanate superlattices,” *Proc. Natl. Acad. Sci. U.S.A.* **115**, 915–920 (2018).
- ¹⁶⁵D. W. Boukhvalov, M. I. Katsnelson, and A. I. Lichtenstein, “Hydrogen on graphene: Electronic structure, total energy, structural distortions and magnetism from first-principles calculations,” *Phys. Rev. B* **77**, 035427 (2008).
- ¹⁶⁶O. V. Yazyev and L. Helm, “Defect-induced magnetism in graphene,” *Phys. Rev. B* **75**, 125408 (2007).
- ¹⁶⁷M. Slota, A. Keerthi, W. K. Myers, E. Tretyakov, M. Baumgarten, A. Ardavan, H. Sadeghi, C. J. Lambert, A. Narita, K. Müllen, and L. Bogani, “Magnetic edge states and coherent manipulation of graphene nanoribbons,” *Nature* **557**, 691–695 (2018).
- ¹⁶⁸O. V. Yazyev and S. G. Louie, “Electronic transport in polycrystalline graphene,” *Nat. Mater.* **9**, 806–809 (2010).
- ¹⁶⁹O. V. Yazyev and S. G. Louie, “Topological defects in graphene: Dislocations and grain boundaries,” *Phys. Rev. B* **81**, 195420 (2010).
- ¹⁷⁰W. Y. Kim and K. S. Kim, “Prediction of very large values of magnetoresistance in a graphene nanoribbon device,” *Nat. Nanotechnol.* **3**, 408–412 (2008).

- ¹⁷¹C. Moreno, M. Vilas-Varela, B. Kretz, A. Garcia-Lekue, M. V. Costache, M. Paradinas, M. Panighel, G. Ceballos, S. O. Valenzuela, D. Peña, and A. Mugarza, "Bottom-up synthesis of multifunctional nanoporous graphene," *Science* **360**, 199–203 (2018).
- ¹⁷²W. Hu, Y. Huang, X. Qin, L. Lin, E. Kan, X. Li, C. Yang, and J. Yang, "Room-temperature magnetism and tunable energy gaps in edge-passivated zigzag graphene quantum dots," *NPJ 2D Mater. Appl.* **3**, 17 (2019).
- ¹⁷³S. Kim, J. Ihm, H. J. Choi, and Y.-W. Son, "Origin of anomalous electronic structures of epitaxial graphene on silicon carbide," *Phys. Rev. Lett.* **100**, 176802 (2008).
- ¹⁷⁴H. S. S. Ramakrishna Matte, A. Gomathi, A. K. Manna, D. J. Late, R. Datta, S. K. Pati, and C. N. R. Rao, "Mos2 and ws2 analogues of graphene," *Angew. Chem. Int. Ed.* **49**, 4059–4062 (2010).
- ¹⁷⁵I. Popov, G. Seifert, and D. Tománek, "Designing electrical contacts to mos₂ monolayers: A computational study," *Phys. Rev. Lett.* **108**, 156802 (2012).
- ¹⁷⁶H. Liu, A. T. Neal, Z. Zhu, Z. Luo, X. Xu, D. Tománek, and P. D. Ye, "Phosphorene: An unexplored 2d semiconductor with a high hole mobility," *ACS Nano* **8**, 4033–4041 (2014).
- ¹⁷⁷J. Guan, Z. Zhu, and D. Tománek, "Phase coexistence and metal-insulator transition in few-layer phosphorene: A computational study," *Phys. Rev. Lett.* **113**, 046804 (2014).
- ¹⁷⁸W. Hu, L. Lin, C. Yang, J. Dai, and J. Yang, "Edge-modified phosphorene nanoflake heterojunctions as highly efficient solar cells," *Nano Lett.* **16**, 1675–1682 (2016).
- ¹⁷⁹I. B. Guster, *A bird's-eye view of charge and spin density wave from first principles calculations*, Ph.D. thesis, Universitat Autònoma de Barcelona (2019).
- ¹⁸⁰B. Guster, C. Rubio-Verdú, R. Robles, J. Zaldívar, P. Dreher, M. Pruneda, J. A. Silva-Guillén, D.-J. Choi, J. I. Pascual, M. M. Ugeda, P. Ordejón, and E. Canadell, "Coexistence of elastic modulations in the charge density wave state of 2h-nbse₂," *Nano Lett.* **19**, 3027–3032 (2019).
- ¹⁸¹B. Guster, M. Pruneda, P. Ordejón, E. Canadell, and J.-P. Pouget, "Evidence for the weak coupling scenario of the peierls transition in the blue bronze," *Phys. Rev. Mater.* **3**, 055001 (2019).
- ¹⁸²P. J. de Pablo, F. Moreno-Herrero, J. Colchero, J. Gómez Herrero, P. Herrero, A. M. Baró, P. Ordejón, J. M. Soler, and E. Artacho, "Absence of dc-conductivity in λ -dna," *Phys. Rev. Lett.* **85**, 4992–4995 (2000).
- ¹⁸³A. Crespo, D. A. Scherlis, M. A. Martí, P. Ordejón, A. E. Roitberg, and D. A. Estrin, "A dft-based qm-mm approach designed for the treatment of large molecular systems: application to chorismate mutase," *J. Phys. Chem. B* **107**, 13728–13736 (2003).
- ¹⁸⁴C. F. Sanz-Navarro, R. Grima, A. García, E. A. Bea, A. Soba, J. M. Cela, and P. Ordejón, "An efficient implementation of a qm-mm method in siesta," *Theor. Chem. Acc.* **128**, 825–833 (2011).
- ¹⁸⁵G. T. Feliciano, A. J. R. da Silva, G. Reguera, and E. Artacho, "Molecular and electronic structure of the peptide subunit of geobacter sulfur-reducens conductive pili from first principles," *J. Phys. Chem. A* **116**, 8023–8030 (2012).
- ¹⁸⁶D. J. Cole and N. D. M. Hine, "Applications of large-scale density functional theory in biology," *J. Phys.: Condens. Matter* **28**, 393001 (2016).
- ¹⁸⁷M. Darvish Ganji, "Amino acids interacting with defected carbon nanotubes: ab initio calculations," *Journal of Pharmaceutical & Health Sciences* **4**, 157–166 (2016).
- ¹⁸⁸W. Li, K. Kotsis, and S. Manzhos, "Comparative density functional theory and density functional tight binding study of arginine and arginine-rich cell penetrating peptide tat adsorption on anatase tio₂," *Phys. Chem. Chem. Phys.* **18**, 19902–19917 (2016).
- ¹⁸⁹A. Hermann, "Chemical bonding at high pressure," in *Reviews in Computational Chemistry* (John Wiley & Sons, Ltd, 2017) Chap. 1, pp. 1–41, <https://onlinelibrary.wiley.com/doi/pdf/10.1002/9781119356059.ch1>.
- ¹⁹⁰T. Liu, E. Artacho, F. Gázquez, G. Walters, and D. Hodell, "Prediction of equilibrium isotopic fractionation of the gypsum/bassanite/water system using first-principles calculations," *Geochim. Cosmochim. Ac.* **244**, 1–11 (2019).
- ¹⁹¹E. Mayoral, A. Rey, J. Klapp, A. Gómez, and M. Mayoral, "Ab initio dft calculations for materials in nuclear research," in *High Performance Computing*, edited by C. J. Barrios Hernández, I. Gitler, and J. Klapp (Springer International Publishing, Cham, 2017) pp. 329–339.
- ¹⁹²R. Escribano and G. M. Muñoz Caro, "Introduction to spectroscopy and astronomical observations," in *Laboratory Astrophysics*, edited by G. M. Muñoz Caro and R. Escribano (Springer International Publishing, Cham, 2018) pp. 27–47.
- ¹⁹³F. Viñes, J. R. B. Gomes, and F. Illas, "Understanding the reactivity of metallic nanoparticles: beyond the extended surface model for catalysis," *Chem. Soc. Rev.* **43**, 4922–4939 (2014).
- ¹⁹⁴F. Tao, W. Schneider, and P. Kamat, *Heterogeneous Catalysis at Nanoscale for Energy Applications* (Wiley, 2015).
- ¹⁹⁵<https://www.cp2k.org/dbcsr>.
- ¹⁹⁶I. Sivkov, P. Seewald, A. Lazzaro, and J. Hutter, "DBCSR: A blocked sparse tensor algebra library," (2019), [arXiv:1910.13555](https://arxiv.org/abs/1910.13555).
- ¹⁹⁷<http://esl.cecam.org/libOMM/>.
- ¹⁹⁸A. Marcolongo, P. Umari, and S. Baroni, "Microscopic theory and quantum simulation of atomic heat transport," *Nat. Phys.* **12**, 80–84 (2016).