



MIT Open Access Articles

Signal-to-noise ratio of Gaussian-state ghost imaging

The MIT Faculty has made this article openly available. **Please share** how this access benefits you. Your story matters.

Citation	Erkmen, Baris I., and Jeffrey H. Shapiro. "Signal-to-noise ratio of Gaussian-state ghost imaging." <i>Physical Review A</i> 79.2 (2009): 023833. © 2009 The American Physical Society.
As Published	http://dx.doi.org/10.1103/PhysRevA.79.023833
Publisher	American Physical Society
Version	Final published version
Citable link	http://hdl.handle.net/1721.1/51747
Terms of Use	Article is made available in accordance with the publisher's policy and may be subject to US copyright law. Please refer to the publisher's site for terms of use.

Signal-to-noise ratio of Gaussian-state ghost imaging

Baris I. Erkmen* and Jeffrey H. Shapiro

Research Laboratory of Electronics, Massachusetts Institute of Technology, Cambridge, Massachusetts 02139, USA

(Received 24 September 2008; published 25 February 2009)

The signal-to-noise ratios (SNRs) of three Gaussian-state ghost-imaging configurations—distinguished by the nature of their light sources—are derived. Two use classical-state light, specifically a joint signal-reference field state that has either the maximum phase-insensitive or the maximum phase-sensitive cross correlation consistent with having a proper P representation. The third uses nonclassical light, in particular an entangled signal-reference field state with the maximum phase-sensitive cross correlation permitted by quantum mechanics. Analytic SNR expressions are developed for the near-field and far-field regimes, within which simple asymptotic approximations are presented for low-brightness and high-brightness sources. A high-brightness thermal-state (classical phase-insensitive state) source will typically achieve a higher SNR than a biphoton-state (low-brightness, low-flux limit of the entangled-state) source, when all other system parameters are equal for the two systems. With high efficiency photon-number-resolving detectors, a low-brightness, high-flux entangled-state source may achieve a higher SNR than that obtained with a high-brightness thermal-state source.

DOI: [10.1103/PhysRevA.79.023833](https://doi.org/10.1103/PhysRevA.79.023833)

PACS number(s): 42.50.Ar, 42.30.Va, 42.50.Dv

I. INTRODUCTION

Ghost imaging is a transverse imaging modality that exploits the cross correlation between two photocurrents, arising from the detection of two distinct but highly-correlated optical beams, to image an object [1–5]. One beam illuminates the object prior to detection by a single-pixel (bucket) detector, while the other undergoes only free-space diffraction before being detected by a high spatial resolution [scanning pinhole or charge coupled device (CCD) camera] detector. Ghost imaging was initially demonstrated with biphoton-state light obtained from spontaneous parametric downconversion [6], which requires a quantum-mechanical description for its photodetection statistics. Subsequent demonstrations with thermal-state light [7,8], which admits to a semiclassical interpretation of its photodetection statistics, have generated interest in applying ghost imaging to remote-sensing applications [9].

In [10] we developed a Gaussian-state framework for the analysis of ghost imaging that provides a unified treatment of biphoton-state and thermal-state illumination [11]. There we also introduced a classical-state source of maximum phase-sensitive cross correlation whose ghost-imaging characteristics are most similar to those obtained with biphoton-state illumination. For all of these sources we determined the near-field and far-field image resolution they afford in lensless ghost imaging, and we quantified the low cross-correlation contrast seen with classical Gaussian-state sources and the significant advantage, in this regard, that accrues from use of the biphoton state. We did not, however, address the signal-to-noise (SNR) behavior of these ghost imagers, although we noted the relevance of having high cross-correlation contrast to achieving high SNR. This relation between SNR and contrast (visibility) has been noted in other earlier treatments of ghost imaging as well, e.g., [12].

The low cross-correlation contrast of classical-state ghost images—which originates from the appreciable featureless background in which the desired image is embedded—is easily remedied by forming cross-covariance images, rather than cross-correlation images [2,3,10]. This can be accomplished by ac coupling the photocurrents into a correlator, as was done in [13], or by background subtraction. Nevertheless, these techniques do not eliminate the noise (shot noise and excess noise) associated with the featureless background, which affects the integration time needed to obtain an accurate cross-covariance estimate. Therefore it is important to quantify the performance of classical and quantum ghost imagers via their signal-to-noise ratios. Furthermore, pursuing closed-form analytic expressions for their SNRs is beneficial in identifying the most critical source and detector parameters that impact image quality. Several valuable contributions have been made toward this end [14,15], but the complexity of the variance expression for the image estimate has thus far prevented a rigorous treatment of ghost-image SNR behavior.

In this paper, we shall utilize our previously developed Gaussian-state framework to derive tractable analytical expressions for the SNRs of three lensless ghost imagers, whose configurations are distinguished by the nature of their light sources. Two use classical-state light, specifically a joint signal-reference field state that has either the maximum phase-insensitive or the maximum phase-sensitive cross correlation consistent with having a proper P representation. The third uses nonclassical light, in particular an entangled signal-reference field state with the maximum phase-sensitive cross correlation permitted by quantum mechanics. Because the low-flux, low-brightness limit of the last state reduces to vacuum plus a weak biphoton component, our analysis encompasses biphoton-state ghost imagers. The rest of the paper is organized as follows. In Sec. II we establish our notation and list the general assumptions used in our analysis. Then, for each source, we develop its ghost-image SNR expression and its low-brightness and high-brightness asymptotic behavior in both the near-field and far-field re-

*Present address: Jet Propulsion Laboratory, Pasadena, California 91109, USA. baris.i.erkmen@jpl.nasa.gov

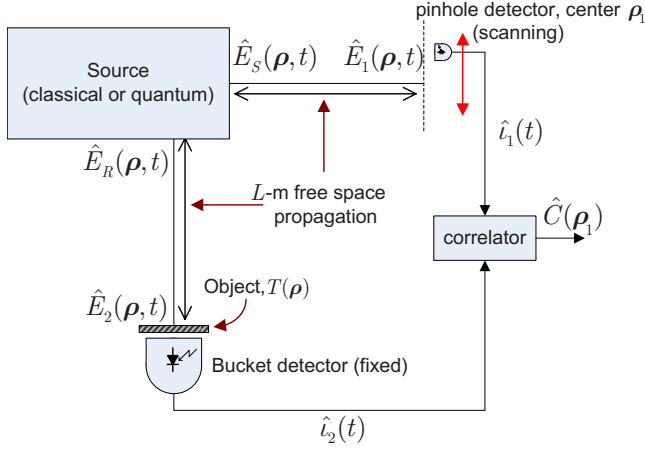


FIG. 1. (Color online) Lensless ghost-imaging configuration.

gimes. In Sec. III we compare the required averaging times for each source to achieve a desired SNR value. We conclude, in Sec. IV, with a summary and discussion of our results.

II. ANALYSIS

The lensless ghost-imaging configuration that we will consider is shown in Fig. 1 [16]. Here, $\hat{E}_S(\boldsymbol{\rho}, t)e^{-i\omega_0 t}$ and $\hat{E}_R(\boldsymbol{\rho}, t)e^{-i\omega_0 t}$ are scalar, positive-frequency, paraxial, signal (S), and reference (R) source-field operators, each with center frequency ω_0 and $\sqrt{\text{photons/m}^2 \text{ s}}$ units. These operators obey the canonical commutation relations [17]

$$[\hat{E}_m(\boldsymbol{\rho}_1, t_1), \hat{E}_\ell(\boldsymbol{\rho}_2, t_2)] = 0, \quad (1)$$

$$[\hat{E}_m(\boldsymbol{\rho}_1, t_1), \hat{E}_\ell^\dagger(\boldsymbol{\rho}_2, t_2)] = \delta_{m,\ell} \delta(\boldsymbol{\rho}_1 - \boldsymbol{\rho}_2) \delta(t_1 - t_2), \quad (2)$$

for $m, \ell = S, R$. The joint signal-reference source states we shall employ will all be zero-mean jointly Gaussian states in which the signal and reference beams have identical coherence-separable Gaussian-Schell model phase-insensitive autocorrelation functions given by

$$\begin{aligned} & \langle \hat{E}_x^\dagger(\boldsymbol{\rho}_1, t_1) \hat{E}_x(\boldsymbol{\rho}_2, t_2) \rangle \\ &= \frac{2P}{\pi a_0^2} e^{-(|\boldsymbol{\rho}_1|^2 + |\boldsymbol{\rho}_2|^2)/a_0^2 - |\boldsymbol{\rho}_2 - \boldsymbol{\rho}_1|^2/2\rho_0^2 - (t_2 - t_1)^2/2T_0^2} \end{aligned} \quad (3)$$

for $x = S, R$, but vanishing phase-sensitive autocorrelations. Each source will therefore be distinguished by its (phase-insensitive and phase-sensitive) cross-correlation functions, which will be specified in the subsections that follow. In Eq. (3): P denotes the photon flux of the signal and reference; a_0 is their beam radius; ρ_0 is their coherence radius, which is assumed to satisfy the low-coherence condition $\rho_0 \ll a_0$; and T_0 is their coherence time.

The source-plane signal and reference field operators both undergo quasimonochromatic, paraxial diffraction over L - m -long free-space paths, yielding detection-plane field operators $\hat{E}_1(\boldsymbol{\rho}, t)$ and $\hat{E}_2(\boldsymbol{\rho}, t)$, respectively. These detection-

plane field operators are also in a zero-mean jointly Gaussian state, whose second-order correlation functions can be derived from their source-plane counterparts and the free-space Green's function [10,17]. The first field, $\hat{E}_1(\boldsymbol{\rho}, t)$, illuminates a quantum-limited pinhole photodetector whose photosensitive region is centered at the transverse coordinate $\boldsymbol{\rho}_1$, and whose photosensitive area A_1 is smaller than the coherence area of the impinging field state. The second field, $\hat{E}_2(\boldsymbol{\rho}, t)$, illuminates a field-transmission mask $T(\boldsymbol{\rho})$ that is located immediately in front of a quantum-limited bucket photodetector which collects all light transmitted through the mask [18].

The photodetectors are assumed to have identical sub-unity quantum efficiency η and no dark current or electronic thermal noise. Furthermore, finite-bandwidth postdetection filters ac couple the photocurrents into the correlator block from Fig. 1, so that a background-free ghost image is obtained. For analytic simplicity, we assume that the composite baseband frequency response of the photodetectors and their ac coupling is given by the difference of two Gaussian functions [19],

$$H_B(\Omega) = \mathcal{F}[h_B(t)] = e^{-2\Omega^2/\Omega_B^2} - e^{-2\Omega^2/\Omega_N^2}, \quad (4)$$

where Ω_B is the baseband bandwidth of the detector (taken at the e^{-2} attenuation level of the frequency response), $\Omega_N \ll \Omega_B$ is the stop band bandwidth of the ac-coupling notch around $\Omega = 0$, and $\mathcal{F}[h_B(t)]$ denotes the Fourier transform of the composite filter's impulse response, $h_B(t)$. In order to minimize suppression of the baseband photocurrent fluctuations—whose cross correlation yields the ghost image—the notch bandwidth will be taken to be much smaller than the bandwidth of the impinging fields, i.e., $\Omega_N T_0 \ll 1$ will be assumed in all that follows.

The ghost image at the transverse coordinate $\boldsymbol{\rho}_1$ is formed by time-averaging the product of the detector photocurrents, which is equivalent to a measurement of the quantum operator

$$\hat{C}(\boldsymbol{\rho}_1) = \frac{1}{T_I} \int_{-T_I/2}^{T_I/2} dt_1(t) \hat{i}_2(t), \quad (5)$$

where [20]

$$\hat{i}_m(t) = q \int d\boldsymbol{\rho} \int_{\mathcal{A}_m} d\boldsymbol{\rho}' \hat{E}_m^\dagger(\boldsymbol{\rho}, \tau) \hat{E}'_m(\boldsymbol{\rho}', \tau) h_B(t - \tau), \quad (6)$$

for $m = 1, 2$, with q being the electron charge, \mathcal{A}_m being the photosensitive region of detector m , and T_I being the duration of the averaging interval. The field operators appearing in these photocurrent operators are

$$\hat{E}'_m(\boldsymbol{\rho}, t) \equiv \begin{cases} \sqrt{\eta} \hat{E}_1(\boldsymbol{\rho}, t) + \sqrt{1 - \eta} \hat{E}_{\text{vac}_1}(\boldsymbol{\rho}, t) \\ \sqrt{\eta} T(\boldsymbol{\rho}) \hat{E}_2(\boldsymbol{\rho}, t) + \sqrt{1 - \eta} |T(\boldsymbol{\rho})|^2 \hat{E}_{\text{vac}_2}(\boldsymbol{\rho}, t), \end{cases} \quad (7)$$

for $m = 1, 2$, where the $\{\hat{E}_{\text{vac}_m}(\boldsymbol{\rho}, t)\}$ —which are needed to ensure commutator preservation—are in their vacuum states.

The $\hat{C}(\boldsymbol{\rho}_1)$ measurement yields an unbiased estimate of the ensemble-average equal-time photocurrent cross-correlation function

$$\begin{aligned}
\langle \hat{C}(\boldsymbol{\rho}_1) \rangle &= \langle \hat{i}_1(t) \hat{i}_2(t) \rangle \\
&= q^2 \eta^2 A_1 \int_{A_2} d\boldsymbol{\rho} \int du_1 \int du_2 h_B(t-u_1) h_B(t-u_2) \\
&\quad \times |T(\boldsymbol{\rho})|^2 \langle \hat{E}_1^\dagger(\boldsymbol{\rho}_1, u_1) \hat{E}_2^\dagger(\boldsymbol{\rho}, u_2) \hat{E}_1(\boldsymbol{\rho}_1, u_1) \hat{E}_2(\boldsymbol{\rho}, u_2) \rangle,
\end{aligned} \tag{8}$$

where we have approximated the integral over the pinhole detector's photosensitive region as the value of the integrand at $\boldsymbol{\rho}_1$ times the photosensitive area A_1 . Evaluation of $\langle \hat{C}(\boldsymbol{\rho}_1) \rangle$, for the Gaussian-state sources we shall consider, can be accomplished along the lines established in [10]. To find the ghost-image signal-to-noise ratio (SNR) at the point $\boldsymbol{\rho}_1$,

$$\text{SNR} \equiv \frac{\langle \hat{C}(\boldsymbol{\rho}_1) \rangle^2}{\langle \Delta \hat{C}^2(\boldsymbol{\rho}_1) \rangle}, \tag{9}$$

where $\Delta \hat{C}(\boldsymbol{\rho}) \equiv \hat{C}(\boldsymbol{\rho}) - \langle \hat{C}(\boldsymbol{\rho}) \rangle$, all that remains is to evaluate the variance term appearing in the denominator.

We have that the variance term obeys

$$\begin{aligned}
\langle \Delta \hat{C}^2(\boldsymbol{\rho}_1) \rangle &= \frac{1}{T_I^2} \int_{-T_I/2}^{T_I/2} dt \int_{-T_I/2}^{T_I/2} du \langle \hat{i}_1(t) \hat{i}_2(t) \hat{i}_1(u) \hat{i}_2(u) \rangle \\
&\quad - \langle \hat{C}(\boldsymbol{\rho}_1) \rangle^2.
\end{aligned} \tag{10}$$

This expression reveals the primary challenge in evaluating the measurement variance: the fourth moment of the photocurrents in the integrand is an eighth-order moment of the field operators. Fortunately, the moment-factoring theorem for Gaussian-state optical fields [21,22]—which we used in [10] to find $\langle \hat{C}(\boldsymbol{\rho}_1) \rangle$ —allows all field moments to be expressed in terms of second-order moments. Because this procedure is straightforward but tedious, we shall confine our discussion here to a detailed description of the simplification procedure, rather than a lengthy derivation.

First, we express the integrand on the right-hand side of Eq. (10) in terms of the field-operator moments, as we have done in Eq. (8) for the mean. We then use the commutator relations (1) and (2) to put the integrand into normal order. This procedure yields the sum of four normally ordered moments: one eighth-order moment, two sixth-order moments, and one fourth-order moment. Next, the Gaussian-state moment-factoring theorem is applied to each term, replacing higher-order moments with expressions that depend only on the second-order moments of the fields. Note that the nonzero terms in the moment-factored expression depend on whether the source of interest has nonzero phase-sensitive or phase-insensitive cross-correlation functions. Finally, employing the coherence separability of the correlation functions, the spatial and temporal integrals in each term are evaluated separately. It is relevant to note that many temporal integrals vanish due to our use of ac coupling, i.e., because $H_B(0)=0$. Moreover, the symmetry properties of correlation functions can be used to group some nonzero terms so that the final variance expression is a sum of only eight terms. We now proceed with the details for each of the three sources under consideration.

A. Thermal-state light

Lossless ghost imaging with thermal-state light usually derives its signal and reference sources from 50–50 beam splitting of a single zero-mean Gaussian-state beam possessing a phase-insensitive autocorrelation function but no phase-sensitive autocorrelation function, see, e.g., [13]. Taking the postsplitter signal and reference fields to have the Gaussian-Schell model autocorrelations from Eq. (3), it follows that these fields have the maximum phase-insensitive cross correlation, given by

$$\begin{aligned}
\langle \hat{E}_S^\dagger(\boldsymbol{\rho}_1, t_1) \hat{E}_R(\boldsymbol{\rho}_2, t_2) \rangle \\
= \frac{2P}{\pi a_0^2} e^{-(|\boldsymbol{\rho}_1|^2 + |\boldsymbol{\rho}_2|^2)/a_0^2 - |\boldsymbol{\rho}_2 - \boldsymbol{\rho}_1|^2/2\rho_0^2} e^{-(t_2 - t_1)^2/2T_0^2},
\end{aligned} \tag{11}$$

and a vanishing phase-sensitive cross correlation, viz., $\langle \hat{E}_S(\boldsymbol{\rho}_1, t_1) \hat{E}_R(\boldsymbol{\rho}_2, t_2) \rangle = 0$.

Let us begin our thermal-state SNR analysis with near-field operation, wherein $k_0 \rho_0 a_0 / 2L \gg 1$ prevails, with $k_0 \equiv \omega_0 / c$ being the wave number associated with the center frequency ω_0 . In this regime, the detection-plane correlation functions are approximately equal to those of the source. With all autocorrelation and cross-correlation functions specified, evaluating the spatial and temporal integrals in the moment-factored variance expression is a straightforward exercise. For the spatial integrals, we assume that a_0 exceeds the transverse extent of the transmission mask by an amount sufficient to permit the approximation $e^{-|\boldsymbol{\rho}|^2/a_0^2} |T(\boldsymbol{\rho})| \approx |T(\boldsymbol{\rho})|$. For convenience, we define

$$A'_T \equiv \int d\boldsymbol{\rho} |T(\boldsymbol{\rho})|^4, \tag{12}$$

which we will regard as the effective area of the transmission mask. Our A'_T interpretation follows by analogy with the case of a binary ($|T(\boldsymbol{\rho})| \in \{0, 1\}$) mask, for which A'_T is the area over which $|T(\boldsymbol{\rho})|=1$. With this interpretation we have that A'_T/ρ_0^2 is the number of spatial resolution cells in the ghost image [10]. We also note that the small-pinhole approximation introduced in the previous section requires $\rho_0^2/A_1 \gg 1$ for its validity in near-field operation. Finally, we identify the two assumptions employed in evaluating the variance expression's temporal integrals: $T_I \gg T_0$ and $\Omega_B T_I \gg 1$. Neither of these averaging-time conditions is at all surprising. The former states that we must average over many source coherence times to form a high-quality ghost image. The latter states that we must average over many photodetector response times to achieve this same purpose.

Within the near-field regime—and subject to the assumptions given in the preceding paragraph—we will evaluate the ghost-imaging SNR behavior that prevails under narrowband and broadband illumination conditions. A source state is said to be narrowband if $\Omega_B T_0 \gg 1$, so that the coherence time of the impinging field state T_0 greatly exceeds the $\sim 1/\Omega_B$

integration time of the photodetectors. Conversely, a broadband source state is one that satisfies $\Omega_B T_0 \ll 1$, so that the source's coherence time is much shorter than the photodetector's integration time.

For a narrowband source and near-field ghost imaging with thermal-state light when $A_T'/\rho_0^2 \gg 30$ (e.g., the 2D image consists of 10×10 or more resolution cells), we find that the signal-to-noise ratio is

$$\text{SNR} = \frac{|T(\boldsymbol{\rho}_1)|^4 T_I/T_0}{\left[\frac{A_T'}{\sqrt{2\pi\rho_0^2}} + \frac{|T(\boldsymbol{\rho}_1)|^2}{\eta\mathcal{I}} + \frac{4\pi\rho_0^2|T(\boldsymbol{\rho}_1)|^4}{3A_1\eta\mathcal{I}} + \frac{\sqrt{\pi}\Omega_B T_0 \rho_0^2 |T(\boldsymbol{\rho}_1)|^2}{16\sqrt{2}A_1\eta^2\mathcal{I}^2} \right]}, \quad (13)$$

where $\mathcal{I} \equiv PT_0\rho_0^2/a_0^2$ is the source brightness, i.e., the source's average number of photons per spatiotemporal mode. As expected, this SNR expression grows linearly with increasing averaging time T_I , behavior that will be seen in all the cases we will consider in this paper. More importantly, we can give physical interpretations to the terms in its noise denominator that dominate in low-brightness and high-brightness operation.

We have chosen to use quantum photodetection theory to derive all the SNR expressions in this paper. However, as shown in [10], quantitatively identical formulas follow from semiclassical photodetection theory when the signal-reference state is classical, i.e., when it has a proper P representation. The thermal state is classical. It is thus appropriate to replace the photocurrent operators $\{\hat{i}_m(t)\}$ with classical photocurrents $\{i_m(t)\}$ that, owing to the assumed ac coupling, are zero-mean random processes comprised of a shot-noise component, arising from the discreteness of the electron charge, plus an excess-noise component, which is proportional to the fluctuations in the photon flux illuminating the detector. The variance contributions generated by these photocurrent components scale differently with increasing source brightness. As a result, we can identify the leftmost and rightmost terms in the noise denominator of Eq. (13)—which are the noise terms that dominate at high and low source brightness, respectively—as being normalized variance contributions coming from excess noise alone and from shot noise alone, while the middle terms arise from beating between excess noise and shot noise. Thus, as the source brightness grows without bound, the SNR from Eq. (13) increases until it saturates at its maximum value,

$$\text{SNR} = \sqrt{2\pi} \frac{T_I}{T_0} \frac{\rho_0^2}{A_T'} |T(\boldsymbol{\rho}_1)|^4, \quad (14)$$

which is limited by the excess-noise term [23]. Roughly speaking, this maximum SNR equals the number of source coherence times in the averaging interval divided by the number of spatial resolution cells in the image and multiplied by the square of the object's intensity transmission. Note that ρ_0^2/A_T' is the image contrast for dc-coupled ghost-image formation in the near field with narrowband thermal-state light [10]. Hence, the SNR of ac-coupled, high-brightness, thermal-state ghost imaging is proportional to the image contrast realized using the same setup with dc coupling.

At very low source brightness the ghost-image SNR obtained with a narrowband thermal-state source will be controlled by the shot-noise contribution to its noise denominator. In this case Eq. (13) reduces to

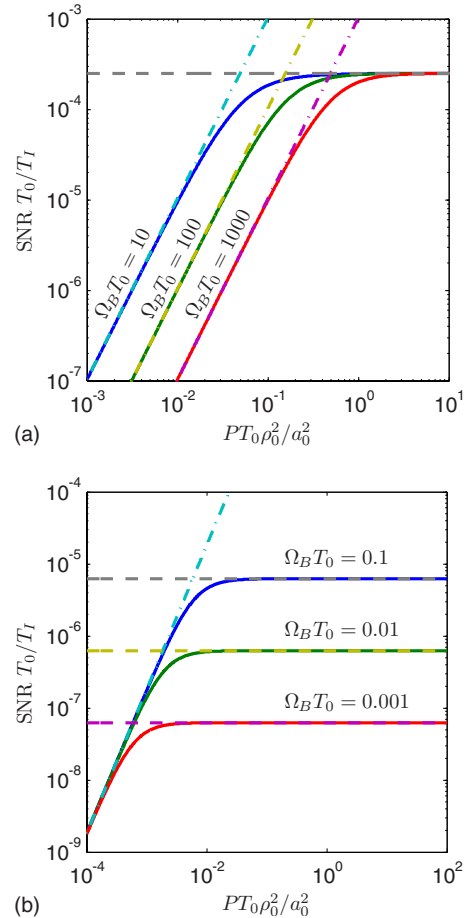


FIG. 2. (Color online) Thermal-state ghost-imaging SNR, normalized by T_I/T_0 , plotted as a function of source brightness $\mathcal{I} \equiv PT_0\rho_0^2/a_0^2$, for $|T(\boldsymbol{\rho}_1)|=1$, $A_T'/\rho_0^2=10^4$, $\rho_0^2/A_1=10$, and $\eta=0.9$. Various $\Omega_B T_0$ values are shown in the (a) narrowband and (b) broadband limits. Dash-dotted lines represent low-brightness asymptotes, and dashed lines correspond to high-brightness asymptotes.

$$\text{SNR} = \frac{16\sqrt{2} T_I \eta P A_1}{\sqrt{\pi} T_0 \Omega_B a_0^2} \eta \mathcal{I} |T(\boldsymbol{\rho}_1)|^2. \quad (15)$$

In Fig. 2(a) we have plotted the narrowband thermal-state ghost-imaging SNR from Eq. (13)—along with its

high-brightness and low-brightness asymptotes from Eqs. (14) and (15)—for several narrowband ghost-imaging scenarios.

We now turn our attention to broadband sources, which satisfy $\Omega_B T_0 \ll 1$. When $A_T'/\rho_0^2 \gg 12\Omega_B T_0$ holds, we find that

$$\text{SNR} = \frac{|T(\boldsymbol{\rho}_1)|^4 T_I/T_0}{\left[\frac{2\sqrt{2}A_T'}{\sqrt{\pi}\Omega_B T_0 \rho_0^2} + \frac{2|T(\boldsymbol{\rho}_1)|^2}{\sqrt{3}\eta\mathcal{I}} + \frac{8\pi\rho_0^2|T(\boldsymbol{\rho}_1)|^4}{3\sqrt{3}A_1\eta\mathcal{I}} + \frac{\sqrt{\pi}\rho_0^2|T(\boldsymbol{\rho}_1)|^2}{4A_1\eta^2\mathcal{I}^2} \right]}, \quad (16)$$

where, once again, the leftmost and rightmost terms in the noise denominator are due to excess noise alone and shot noise alone. Here too, SNR increases with increasing source brightness until it reaches its maximum value,

$$\text{SNR} = \frac{\sqrt{\pi}}{2\sqrt{2}} \Omega_B T_I \frac{\rho_0^2}{A_T'} |T(\boldsymbol{\rho}_1)|^4, \quad (17)$$

where it is limited by excess noise alone. Aside from insignificant numerical factors, the maximum broadband SNR differs from the maximum narrowband SNR only through replacement of $1/T_0$ from the narrowband expression with Ω_B in the broadband expression. This replacement is to be expected. In the narrowband case T_I/T_0 is the number of photocurrent coherence times that are being averaged by the correlator. This is because the narrowband condition $\Omega_B T_0 \gg 1$ ensures that the photon-flux fluctuations are not affected by the photodetector's baseband bandwidth limit. However, under the broadband condition, $\Omega_B T_0 \ll 1$, the photocurrent fluctuations have a much longer ($\sim 1/\Omega_B$) coherence time than that of the photon flux illuminating the detectors, so it is $\Omega_B T_I$ that appears in the broadband maximum SNR formula.

At very low source brightness, the SNR of the broadband thermal-state ghost imager becomes limited by shot noise alone and is given by

$$\text{SNR} = \frac{4}{\sqrt{\pi}} \frac{T_I A_1}{T_0 \rho_0^2} \eta^2 \mathcal{I}^2 |T(\boldsymbol{\rho}_1)|^2. \quad (18)$$

Figure 2(b) shows several plots of broadband thermal-state ghost-imaging SNR, together with its high-brightness and low-brightness asymptotes.

Thus far we have concentrated on the near-field SNR behavior with a thermal-state source. Our results, however, are easily converted to the far-field regime, in which $k_0 \rho_0 a_0 / 2L \ll 1$. In order to obtain the far-field SNR we must first propagate the second-order correlation functions from the source plane to the detection planes. For Gaussian-Schell model correlation functions this transformation is a simple replacement of a_0 by $a_L \equiv 2L/k_0 \rho_0$, and ρ_0 by $\rho_L \equiv 2L/k_0 a_0$, when quadratic phase factors that do not affect ghost-image formation are omitted [24]. Therefore, all of our near-field

thermal-state SNR results can be converted to corresponding far-field results by making these parameter value changes.

B. Classically correlated phase-sensitive light

Let us now consider a source state that has the maximum phase-sensitive cross correlation permitted by classical physics, given the autocorrelation functions in Eq. (3), but has no phase-insensitive cross correlation, i.e.,

$$\begin{aligned} & \langle \hat{E}_S(\boldsymbol{\rho}_1, t_1) \hat{E}_R(\boldsymbol{\rho}_2, t_2) \rangle \\ &= \frac{2P}{\pi a_0^2} e^{-(|\boldsymbol{\rho}_1|^2 + |\boldsymbol{\rho}_2|^2)/a_0^2 - |\boldsymbol{\rho}_2 - \boldsymbol{\rho}_1|^2/2\rho_0^2 - (t_2 - t_1)^2/2T_0^2}, \quad (19) \end{aligned}$$

and $\langle \hat{E}_S^\dagger(\boldsymbol{\rho}_1, t_1) \hat{E}_R(\boldsymbol{\rho}_2, t_2) \rangle = 0$, where we have assumed the phase-sensitive cross-correlation function is real valued [25].

In the near-field regime, which is now given by $k_0 \rho_0^2 / 2L \gg 1$, we can follow the same assumptions stated in the previous section for thermal states and arrive at the same near-field SNR expressions; i.e., Eqs. (13) and (16) apply to narrowband and broadband near-field operation with this classically correlated phase-sensitive source state. Furthermore, the high-brightness and low-brightness asymptotes are as given by Eqs. (14) and (15), respectively, for the narrowband case, and by Eqs. (17) and (18), respectively, for the broadband case. Moreover, the physical interpretations we provided for the thermal-state results continue to apply, without modification, for the classically-correlated phase-sensitive source.

For phase-sensitive coherence, the far-field regime corresponds to $k_0 a_0^2 / 2L \ll 1$. As stated in the previous section, the detection-plane (phase-insensitive) autocorrelation functions are found by substituting a_L for a_0 and ρ_L for ρ_0 . Propagating the source-plane phase-sensitive cross correlation given in Eq. (19) involves the same substitutions, but in addition requires replacing $|\boldsymbol{\rho}_2 - \boldsymbol{\rho}_1|^2$ by $|\boldsymbol{\rho}_2 + \boldsymbol{\rho}_1|^2$, because the far-field ghost image formed with phase-sensitive light is inverted. It follows that the far-field SNR expressions are derived from the near-field SNR expressions by replacing the source-plane

coherence radius ρ_0 and beam radius a_0 by their detection-plane counterparts, ρ_L and a_L respectively, and using $|T(-\boldsymbol{\rho}_1)|$ in lieu of $|T(\boldsymbol{\rho}_1)|$.

C. Maximally entangled phase-sensitive light

We continue to consider signal and reference beams in a zero-mean jointly-Gaussian state with no phase-insensitive cross correlation, but now we take the phase-sensitive cross correlation to be the maximum permitted by *quantum* physics. Because quantum ghost-imaging experiments have used the signal and idler outputs from spontaneous parametric downconversion (SPDC) as the two source fields, we shall focus on this case here. The output field operators of SPDC can be expressed as [26–28]

$$\hat{E}_m(\boldsymbol{\rho}, t) = A(\boldsymbol{\rho})\hat{\mathcal{E}}_m(\boldsymbol{\rho}, t) + \hat{\mathcal{L}}_m(\boldsymbol{\rho}, t), \quad (20)$$

for $m=S, R$, where $|A(\boldsymbol{\rho})| \leq 1$ is an aperture function representing the finite transverse extent of the interaction medium, and the $\hat{\mathcal{L}}_m(\boldsymbol{\rho}, t)$ are auxiliary vacuum-state operators, so that the $\hat{E}_m(\boldsymbol{\rho}, t)$ satisfy the free-space field commutator relations. The operator-valued Fourier transforms of $\{\hat{\mathcal{E}}_m(\boldsymbol{\rho}, t), m=S, R\}$, denoted by $\{\hat{A}_m(\mathbf{k}, \Omega), m=S, R\}$, are given

by a two-field Bogoliubov transformation of vacuum-state input field operators, $\hat{a}_m(\mathbf{k}, \Omega)$, i.e.,

$$\hat{A}_S(\mathbf{k}, \Omega) = \mu(\mathbf{k}, \Omega)\hat{a}_S(\mathbf{k}, \Omega) + \nu(\mathbf{k}, \Omega)\hat{a}_R^\dagger(-\mathbf{k}, -\Omega), \quad (21)$$

$$\hat{A}_R(-\mathbf{k}, -\Omega) = \mu(\mathbf{k}, \Omega)\hat{a}_R(-\mathbf{k}, -\Omega) + \nu(\mathbf{k}, \Omega)\hat{a}_S^\dagger(\mathbf{k}, \Omega). \quad (22)$$

Here $\nu(\mathbf{k}, \Omega) \in \mathbb{R}$ and $\mu(\mathbf{k}, \Omega) \equiv 1 + i\nu(\mathbf{k}, \Omega)$ are the canonical transformation coefficients. In accordance with the Gaussian-Schell model treatment introduced earlier, we set [29]

$$\nu(\mathbf{k}, \Omega) = 2(2\pi)^{1/4} \sqrt{\frac{PT_0\rho_0^2}{a_0^2}} e^{-\rho_0^2|\mathbf{k}|^2/4 - T_0^2\Omega^2/4}, \quad (23)$$

and

$$A(\boldsymbol{\rho}) = \exp\{-|\boldsymbol{\rho}|^2/a_0^2\}, \quad (24)$$

such that the $\hat{E}_m(\boldsymbol{\rho}, t)$, for $m=S, R$, are in a zero-mean jointly Gaussian state, with phase-insensitive autocorrelation functions given by Eq. (3), and the maximum permissible phase-sensitive cross-correlation function,

$$\langle \hat{E}_S(\boldsymbol{\rho}_1, t_1)\hat{E}_R(\boldsymbol{\rho}_2, t_2) \rangle = \frac{2P}{\pi a_0^2} e^{-(|\boldsymbol{\rho}_1|^2 + |\boldsymbol{\rho}_2|^2)/a_0^2} \left[e^{-|\boldsymbol{\rho}_2 - \boldsymbol{\rho}_1|^2/2\rho_0^2} e^{-(t_2 - t_1)^2/2T_0^2} + i(2/\pi)^{1/4} \sqrt{\frac{a_0^2}{PT_0\rho_0^2}} e^{-|\boldsymbol{\rho}_2 - \boldsymbol{\rho}_1|^2/\rho_0^2} e^{-(t_2 - t_1)^2/T_0^2} \right]. \quad (25)$$

All other second-order moments, i.e., the phase-sensitive autocorrelation functions and the phase-insensitive cross-correlation function, are zero. It is worthwhile to point out that when the source brightness $\mathcal{I} \equiv PT_0\rho_0^2/a_0^2 \gg 1$, the first term in the square brackets dominates, and Eq. (25) approaches the classical phase-sensitive cross correlation given in Eq. (19). However, when $\mathcal{I} \ll 1$, the second term is much larger than the first, resulting in a much stronger phase-sensitive cross correlation than permitted in a classical state. If the brightness is lowered to the limit in which there is on average much less than one photon in the signal and idler beams within a detection interval, the output of the SPDC can be approximated as a dominant vacuum component plus a weak pair of entangled photons, viz., the biphoton state [10,26].

To evaluate the ghost-image SNR in the near-field regime ($k_0\rho_0^2/2L \gg 1$) we utilize the same approximations we have used for classical phase-sensitive light, now with the cross-correlation function from Eq. (25) employed in lieu of Eq. (19) when integral expressions are explicitly evaluated. In the narrowband limit, $\Omega_B T_0 \gg 1$, we find that

$$\text{SNR} = \frac{(1 + 1/\sqrt{2\pi\mathcal{I}})^2 T_I/T_0}{\left[\frac{A'_T}{\sqrt{2\pi}|T(\boldsymbol{\rho}_1)|^4 \rho_0^2} + \frac{1}{\mathcal{I}} \left(\frac{1}{\eta|T(\boldsymbol{\rho}_1)|^2} + \frac{4\pi\rho_0^2}{3A_1\eta} \right) + \frac{\sqrt{\pi}\rho_0^2\Omega_B T_0}{16\sqrt{2}A_1|T(\boldsymbol{\rho}_1)|^2 \eta^2 \mathcal{I}^2} \left(1 + \frac{1}{\sqrt{2\pi\mathcal{I}}} \right) \right]}. \quad (26)$$

This SNR expression captures the full quantum-to-classical transition seen in ghost imaging with maximally entangled phase-sensitive light (the output fields from SPDC), as the source brightness \mathcal{I} is increased. When the source is bright, i.e., $\mathcal{I} \gg 1$, the first terms in the numerator and the denominator of Eq. (26) are dominant, yielding the same SNR as that obtained with narrowband, bright classical maximally-

correlated (thermal or phase-sensitive) light, i.e.,

$$\text{SNR} = \sqrt{2\pi} \frac{T_I \rho_0^2}{T_0 A'_T} |T(\boldsymbol{\rho}_1)|^4. \quad (27)$$

For dim-source ($\mathcal{I} \ll 1$) ghost imaging the second term in the numerator of Eq. (26) dominates the first, and when $|T(\boldsymbol{\rho}_1)| \sim 1$ the last term in the noise denominator is the most sig-

nificant, yielding an SNR that is linear in photon flux,

$$\text{SNR} = \frac{16 T_I \eta^2 P A_1 |T(\boldsymbol{\rho}_1)|^2}{\pi T_0 \Omega_B a_0^2}. \quad (28)$$

For example, even with the generous parameters values $PT_0\rho_0^2/a_0^2=0.01$, $\rho_0^2/A_1=10$, and $\Omega_B T_0=10$, it is necessary to have 10^7 resolution cells before Eq. (26) deviates appreciably from the linear dependence on the photon flux P for $|T(\boldsymbol{\rho}_1)| \sim 1$. In this regime the SNR is limited by the very low number of photon pairs detected over a detector integration time. The SNR achieved with narrowband maximally entangled phase-sensitive light is plotted in Fig. 3(a) for several $\Omega_B T_0$ values. The plots verify the linear low-brightness regime and the high-brightness saturation toward the classical asymptote. However, as shown in the plotted curves, the SNR can exceed the bright-source asymptote. When this occurs, there is a finite source brightness that yields the maximum SNR, and increasing \mathcal{I} beyond this threshold will *decrease* the SNR with increasing photon flux. For a given set of parameters this source-brightness threshold can be found easily by solving for the roots of a third-order polynomial, which yields the critical points of Eq. (26). Although closed-form solutions for these roots exist, the expressions are too cumbersome to pursue further in this paper.

If the low-brightness condition of the source ($\mathcal{I} \ll 1$) is augmented with the *low-flux* condition

$$\frac{\eta P A_T'}{\Omega_B a_0^2} \ll 1, \quad (29)$$

then the average number of photons per integration time impinging on either detector becomes much less than unity. It follows that the photodetectors can be replaced with non-photon-resolving photodetectors without appreciable loss in imaging functionality, thereby rendering the Fig. 1 ghost-imaging configuration equivalent to biphoton-state ghost imaging with coincidence-counting circuitry (instead of photocurrent correlation). Thus, narrowband biphoton-state ghost imaging is also governed by the linear photon-flux SNR formula from Eq. (28) for $|T(\boldsymbol{\rho}_1)| \sim 1$.

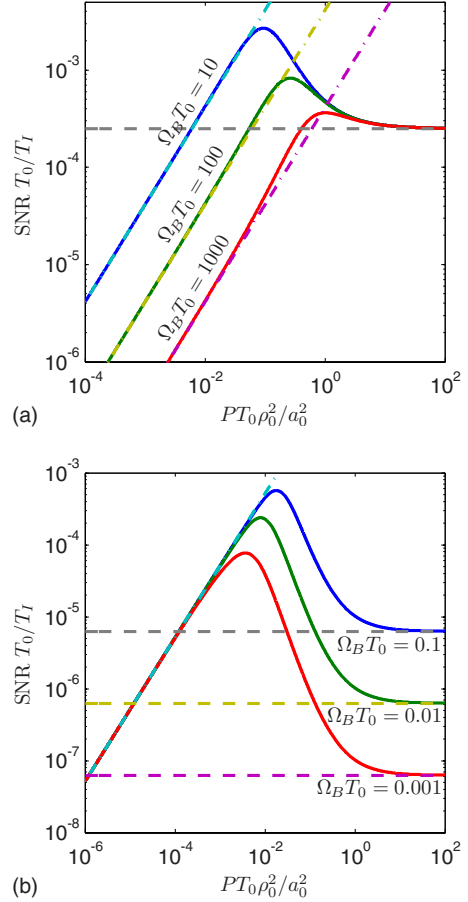


FIG. 3. (Color online) Nonclassical phase-sensitive Gaussian-state ghost-imaging SNR, normalized by T_I/T_0 , plotted versus source brightness $\mathcal{I} \equiv PT_0\rho_0^2/a_0^2$ for a near-field configuration ($k_0\rho_0^2/2L \gg 1$) with $|T(\boldsymbol{\rho}_1)|=1$, $A_T'/\rho_0^2=10^4$, $\rho_0^2/A_1=10$, and $\eta=0.9$. Various $\Omega_B T_0$ values are shown in the (a) narrowband and (b) broadband limits. Dash-dotted lines represent low-brightness asymptotes and dashed lines correspond to high-brightness asymptotes.

Shifting our attention to the broadband ($\Omega_B T_0 \ll 1$) limit, we arrive at

$$\text{SNR} = \frac{(1 + 1/2\sqrt{\pi}\mathcal{I})^2 T_I/T_0}{\left\{ \frac{\sqrt{8}A_T'}{\sqrt{\pi}\Omega_B T_0 \rho_0^2 |T(\boldsymbol{\rho}_1)|^4} + \frac{D_1}{\mathcal{I}} + \frac{1}{2\sqrt{\pi}\mathcal{I}^2} \left[\frac{\sqrt{2}}{\Omega_B T_0} + \frac{\pi\rho_0^2}{\eta A_1} \left(1 + \frac{1}{2\eta|T(\boldsymbol{\rho}_1)|^2} \right) \right] + \frac{\rho_0^2}{8\eta^2 A_1 |T(\boldsymbol{\rho}_1)|^2 \mathcal{I}^3} \right\}}, \quad (30)$$

where

$$D_1 \equiv \frac{2}{\sqrt{3}\eta|T(\boldsymbol{\rho}_1)|^2} + \frac{\sqrt{8}}{\Omega_B T_0} + \frac{8\pi\rho_0^2}{3\sqrt{3}\eta A_1}. \quad (31)$$

When $\mathcal{I} \gg 1$, the first terms in the numerator and denominator are dominant. Consequently, the SNR approaches the

SNR of classical ghost imaging with a bright (phase-insensitive or phase-sensitive) maximally correlated broadband source, which is given in Eq. (17).

On the other hand, if the low-brightness condition, $\mathcal{I} \ll 1$, and the low-flux condition, as given in Eq. (29), are both satisfied, the rightmost term in the noise denominator becomes dominant, for $|T(\boldsymbol{\rho}_1)| \sim 1$, yielding

$$\text{SNR} = \frac{2}{\pi} \Omega_B T_I \frac{\eta^2 P A_1 |T(\boldsymbol{\rho}_1)|^2}{\Omega_B a_0^2} \quad (32)$$

for the broadband biphoton-state SNR expression. As in the narrowband case, the SNR in this regime suffers from the paucity of photon pairs detected within the photodetector’s $\sim 1/\Omega_B$ integration time, which is compensated by averaging the photocurrent product over many temporal coherence bins, i.e., employing $T_I \Omega_B \gg 1$. Figure 3(b) shows plots of Eq. (30) for several values of $\Omega_B T_0$. It is seen that the linear photon-flux dependence of the SNR extends well beyond the low-flux regime. Furthermore, the SNR achieved in the low-brightness regime [i.e., Eq. (32)] can exceed the bright classical source asymptote given in Eq. (17). Similar to what we

found for narrowband operation, the broadband SNR has a well-defined maximum achieved at finite source brightness. Increasing the brightness beyond this optimal value reduces the SNR, which ultimately converges to the SNR attained with classical sources. All three of these SNR regimes are clearly identifiable in the Fig. 3(b) SNR plots. For example, for $\Omega_B T_0 = 10^{-2}$, the SNR is linear in photon flux until $\mathcal{I} \approx 10^{-3}$, its maximum occurs at $\mathcal{I} \approx 10^{-2}$, then the SNR decreases with increasing \mathcal{I} until at $\mathcal{I} \approx 10$ it converges to the bright-source asymptote.

In the far field ($k_0 a_0^2 / 2L \ll 1$) the source-plane phase-sensitive cross correlation in Eq. (25) must be propagated to the detection planes [24] before the SNR can be evaluated. For narrowband sources ($\Omega_B T_0 \gg 1$) we get

$$\text{SNR} = \frac{(1 + 1/\sqrt{8\pi\mathcal{I}})^2 T_I/T_0}{\left[\frac{A'_T}{\sqrt{2\pi}|T(-\boldsymbol{\rho}_1)|^4 \rho_L^2} + \frac{1}{\mathcal{I}} \left(\frac{1}{\eta|T(-\boldsymbol{\rho}_1)|^2} + \frac{4\pi\rho_L^2}{3A_1\eta} \right) + \frac{\sqrt{\pi}\rho_L^2\Omega_B T_0}{16\sqrt{2}A_1|T(-\boldsymbol{\rho}_1)|^2\eta^2\mathcal{I}^2} \left(1 + \frac{1}{\sqrt{8\pi\mathcal{I}}} \right) \right]}. \quad (33)$$

This result simplifies to

$$\text{SNR} = \frac{8 T_I \eta^2 P A_1 |T(-\boldsymbol{\rho}_1)|^2}{\pi T_0 \Omega_B a_L^2} \quad (34)$$

in the low-flux (biphoton-state) limit, defined by Eq. (29), with $|T(-\boldsymbol{\rho}_1)| \sim 1$, showing that narrowband biphoton-state ghost-imaging SNR is limited by the number of photon pairs detected within the detectors’ integration time. On the other hand, when $\mathcal{I} \gg 1$, the SNR converges to

$$\text{SNR} = \sqrt{2\pi} \frac{T_I \rho_L^2}{T_0 A_T} |T(-\boldsymbol{\rho}_1)|^4, \quad (35)$$

which, as explained in the previous subsection, is equal to the bright-source SNR asymptote for far-field ghost imaging with narrowband classical (maximally correlated) phase-sensitive light. Similar to the near-field scenarios, the SNR can have a maximum at finite source brightness. The full behavior of the far-field biphoton SNR in the narrowband regime is shown in Fig. 4(a).

The SNR in the broadband case ($\Omega_B T_0 \ll 1$), on the other hand, is given by

$$\text{SNR} = \frac{(1 + 1/4\sqrt{\pi\mathcal{I}})^2 T_I/T_0}{\left[\frac{\sqrt{8}A'_T}{\sqrt{\pi}\Omega_B T_0 \rho_L^2 |T(-\boldsymbol{\rho}_1)|^4} + \frac{1}{\mathcal{I}} \left(\frac{2}{\sqrt{3}\eta|T(-\boldsymbol{\rho}_1)|^2} + \frac{\sqrt{2}}{\Omega_B T_0} + \frac{8\pi\rho_L^2}{3\sqrt{3}\eta A_1} \right) + \frac{D_2}{8\sqrt{\pi}\mathcal{I}^2} + \frac{\rho_L^2}{16\eta^2 A_1 |T(-\boldsymbol{\rho}_1)|^2 \mathcal{I}^3} \right]}, \quad (36)$$

where

$$D_2 \equiv \frac{\sqrt{2}}{\Omega_B T_0} + \frac{8\pi\rho_L^2}{3\eta A_1} \left(1 + \frac{3}{4\eta|T(-\boldsymbol{\rho}_1)|^2} \right), \quad (37)$$

which simplifies in the biphoton limit to

$$\text{SNR} = \frac{1}{\pi} \Omega_B T_I \frac{\eta^2 P A_1 |T(-\boldsymbol{\rho}_1)|^2}{\Omega_B a_L^2}, \quad (38)$$

for $|T(-\boldsymbol{\rho}_1)| \sim 1$. Hence, broadband biphoton-state ghost-imaging SNR is limited by the number of photon pairs detected within the detectors’ $\sim 1/\Omega_B$ integration time. The $\mathcal{I} \gg 1$ SNR simplifies to

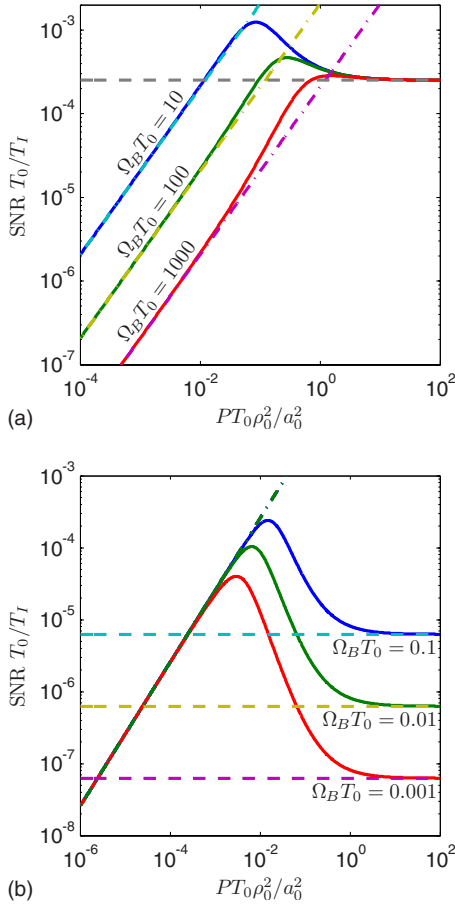


FIG. 4. (Color online) Nonclassical phase-sensitive Gaussian-state ghost-imaging SNR, normalized by T_I/T_0 , plotted versus source brightness $\mathcal{I} \equiv PT_0 \rho_0^2 / a_0^2$ for a far-field configuration ($k_0 a_0^2 / 2L \ll 1$) with $|T(-\rho_1)| = 1$, $A_T' / \rho_L^2 = 10^4$, $\rho_L^2 / A_1 = 10$, and $\eta = 0.9$. Various $\Omega_B T_0$ values are shown in the (a) narrowband and (b) broadband limits. Dash-dotted lines represent low-brightness asymptotes and dashed lines correspond to high-brightness asymptotes.

$$\text{SNR} = \sqrt{\frac{\pi}{8}} \Omega_B T_I \frac{\rho_L^2}{A_T'} |T(-\rho_1)|^4, \quad (39)$$

which is identical to the bright-source SNR asymptote for far-field ghost imaging with broadband classical (maximally correlated) phase-sensitive light. The far-field biphoton SNR in the broadband regime is shown in Fig. 4(b) for several $\Omega_B T_0$ values.

III. IMAGE ACQUISITION TIMES

All of our SNR expressions are proportional to the cross-correlation averaging time T_I . Consequently it is meaningful to compare the averaging times required to achieve a desired SNR value with different ghost imagers. Let us first assume that all parameters except photon flux are equal in the configurations of interest. Because the classical sources (the thermal state and the classical phase-sensitive state) yield identical SNRs, we shall use $P^{(c)}$ to denote their photon fluxes, reserving $P^{(q)}$ for the photon flux of the maximally

entangled (nonclassical) state. Likewise, the averaging time for the classical-state ghost imagers to achieve the desired SNR will be denoted by $T_I^{(c)}$, while that for the entangled-state source will be designated $T_I^{(q)}$.

Then, in the near field and with narrowband sources we obtain [30]

$$\frac{T_I^{(q)}}{T_I^{(c)}} = \frac{\pi \sqrt{\pi}}{8 \sqrt{2}} \frac{\Omega_B a_0^2}{\eta^2 P^{(q)} A_T' A_1} \frac{\rho_0^2}{\rho_L^2} |T(\rho_1)|^2, \quad (40)$$

where the classical-state sources are assumed to be bright enough to achieve the saturation SNR in Eq. (14), but the quantum source is limited to low brightness so that the nonclassical signature of the source prevails. In the biphoton-state (low-flux) limit with $|T(\rho_1)| \sim 1$, Eq. (40) implies $T_I^{(q)} \gg T_I^{(c)}$, i.e., the cross-correlation averaging time required for narrowband biphoton-state ghost imagers to achieve a desired SNR value is much longer than that for bright classical-state ghost imagers to do so, given that all other system parameters are equal.

In the near field using broadband sources we obtain

$$\frac{T_I^{(q)}}{T_I^{(c)}} = \frac{\pi \sqrt{\pi}}{4 \sqrt{2}} \frac{\Omega_B a_0^2}{\eta^2 P^{(q)} A_T' A_1} \frac{\rho_0^2}{\rho_L^2} |T(\rho_1)|^2. \quad (41)$$

Thus, when the quantum ghost imager utilizes a low-flux (biphoton-state) source and $|T(\rho_1)| \sim 1$, we find that $T_I^{(q)} \gg T_I^{(c)}$ prevails, i.e., once again the cross-correlation averaging time required for ghost imaging with broadband bright classical-state light is significantly shorter than that for biphoton-state ghost imaging, given equal system parameters. Nevertheless, in a very high-resolution ghost-imaging configuration, high illumination flux ($P^{(q)} A_T' / \Omega_B a_0^2 \gg 1$) may be achievable with low-brightness ($P^{(q)} T_0 \rho_0^2 / a_0^2 \ll 1$) maximally entangled phase-sensitive Gaussian-state light. In this case Eq. (41) implies that the averaging time for the nonclassical-state ghost imager can be shorter than that for the classical-state ghost imager [31]. For example, $|T(\rho_1)| = 1$, $A_T' / \rho_0^2 = 10^4$, $\Omega_B T_0 = 10^{-2}$, $P^{(q)} T_0 \rho_0^2 / a_0^2 = 10^{-3}$, and $\rho_0^2 / A_1 = 10$ will yield $T_I^{(q)} \approx T_I^{(c)} / 100 \eta^2$.

Finally, we compare ghost imaging with a broadband biphoton-state (low-brightness and low-flux) to that with a bright narrowband classical state. Denoting the parameters specific to the classical and quantum sources with the superscripts (c) and (q), we obtain

$$\frac{T_I^{(q)}}{T_I^{(c)}} = \frac{\pi \sqrt{\pi}}{\sqrt{2}} \frac{\Omega_B^{(q)} a_0^2}{\eta^2 P^{(q)} A_T' A_1} \frac{\rho_0^2}{\Omega_B^{(q)} T_0} \frac{|T(\rho_1)|^2}{\Omega_B^{(c)} T_0}. \quad (42)$$

Because the last factor on the right is typically less than unity, for $|T(\rho_1)| \sim 1$, whereas the remaining factors are greater than unity, the cross-correlation averaging time may favor either source state. As an example, consider $|T(\rho_1)| = 1$, $A_T' / \rho_0^2 = 10^4$, $P^{(q)} T_0 \rho_0^2 / a_0^2 = 10^{-6}$, $\rho_0^2 / A_1 = 10$. Then a biphoton-state source with 1 THz bandwidth and a 1 MHz thermal-state source will result in $T_I^{(q)} \approx 4 \times 10^{-3} T_I^{(c)} / \eta^2$, which shows that the biphoton-state imager enjoys an enormous advantage in averaging time as compared to the classical-state imager when the quantum efficiency is not unduly low.

So, ghost imaging with bright classical thermal or phase-sensitive states affords a shorter averaging time to reach a desired SNR value than does a biphoton-state ghost imager, given all of the remaining parameters governing the two ghost-imaging systems are equal and $|T(\rho_1)| \sim 1$. However, ghost imaging with low-brightness, but high-flux quantum sources may achieve shorter averaging times than bright classical sources, if high quantum efficiency photon-number-resolving photodetectors are employed. Finally, if ghost imaging with a broadband biphoton state is compared to that with a narrowband bright classical state, the integration time may favor either source, depending on the ratio of the achievable source bandwidths, number of resolution cells in the image, and the biphoton-state source brightness.

IV. DISCUSSION

We have presented a detailed SNR analysis for three Gaussian-state ghost-imaging configurations. Two used classical-state light, specifically a joint signal-reference field state that has either the maximum phase-insensitive or the maximum phase-sensitive cross correlation consistent with having a proper P representation. The third used nonclassical light, in particular an entangled signal-reference field state obtained from SPDC, with the maximum phase-sensitive cross correlation permitted by quantum mechanics. Our analysis concentrated on the narrowband and broadband limits in both the near field and the far field. Because the conclusions from our analysis apply, in identical ways, to both the near-field and far-field regimes, we shall omit references to these regimes in what follows.

We found that classical-state ghost imager SNRs saturate—with increasing source brightness—to maximum values that are inversely proportional to the number of resolution cells on the imaged object. In this high-brightness limit the SNR is thus proportional to the contrast achieved in dc-coupled operation. The contrast can be improved by removing the featureless background via ac-coupled photodetectors or background subtraction, but SNR improvements, at high source brightness, require increasing the cross-correlation averaging time.

Biphoton-state ghost imagers were shown to have SNRs that are typically proportional to their low photon flux. Hence, for such imagers, increasing the photon flux of the source is of prime importance. However, the SNR gain derived from such increases is not unbounded. Our analysis revealed that the SNR realized with a nonclassical-state source with low brightness but high flux typically has a well-

defined maximum, after which increasing flux *reduces* the SNR. The inverse relation between SNR and photon flux may seem counterintuitive, but it is consistent with the fact that the SNR must approach the bright classical-state SNR as the source brightness increases beyond unity. This classical-state limit, however, is in general *lower* than the maximum SNR achieved by the nonclassical-state source in the low-brightness regime. Hence, in these cases, the SNR achieved with nonclassical phase-sensitive light must have a decreasing trend as source brightness increases without bound.

To assess the performance achieved by different sources we compared their image acquisition times, i.e., the cross-correlation averaging times needed to achieve a predefined target value for SNR. We showed that with equal bandwidth sources, and all system parameters being equal unless otherwise noted, bright classical-state ghost imagers typically reach the desired SNR value with a much shorter averaging time than that needed by a biphoton-state ghost imager. Therefore, although the biphoton state yields images with high contrast even in dc-coupled operation, because the biphoton imager is photon starved the total time duration it requires to accumulate the ghost image far exceeds that necessary with a bright classical-state source. Nevertheless, we saw that there is a broadband, low-brightness, high-flux regime of nonclassical phase-sensitive light that may get by with much shorter cross-correlation averaging times than those needed by bright classical-state imagers. The notable drawback to reaping this quantum advantage, however, is the necessity for high quantum efficiency photon-number-resolving detectors.

In conclusion, Gaussian-state analysis provides a robust and versatile framework for answering some of the most fundamental questions associated with developing practical ghost imagers for remote sensing applications. In this paper, we have used this framework to study the SNR behavior of ghost imagers with source states that encompass those that have been used in proof-of-principle ghost-imaging experiments. Our analysis unambiguously identifies the key parameters that limit SNR behavior. For high-brightness classical-state ghost imaging it is the number of resolution cells in the image, whereas for the biphoton-state case it is the low photon flux of the source.

ACKNOWLEDGMENTS

This work was supported by the DARPA Quantum Sensors Program, the U.S. Army Research Office MURI Grant No. W911NF-05-1-0197, and the W. M. Keck Foundation Center for Extreme Quantum Information Theory.

-
- [1] A. Gatti, E. Brambilla, and L. A. Lugiato, *Phys. Rev. Lett.* **90**, 133603 (2003).
 [2] A. Gatti, E. Brambilla, M. Bache, and L. A. Lugiato, *Phys. Rev. Lett.* **93**, 093602 (2004).
 [3] A. Gatti, E. Brambilla, M. Bache, and L. A. Lugiato, *Phys. Rev. A* **70**, 013802 (2004).

- [4] Y. Cai and S.-Y. Zhu, *Opt. Lett.* **29**, 2716 (2004).
 [5] Y. Cai and S.-Y. Zhu, *Phys. Rev. E* **71**, 056607 (2005).
 [6] T. B. Pittman, Y. H. Shih, D. V. Strekalov, and A. V. Sergienko, *Phys. Rev. A* **52**, R3429 (1995).
 [7] A. Valencia, G. Scarcelli, M. D'Angelo, and Y. Shih, *Phys. Rev. Lett.* **94**, 063601 (2005).

- [8] F. Ferri, D. Magatti, A. Gatti, M. Bache, E. Brambilla, and L. A. Lugiato, *Phys. Rev. Lett.* **94**, 183602 (2005).
- [9] R. Meyers, K. S. Deacon, and Y. Shih, *Phys. Rev. A* **77**, 041801(R) (2008).
- [10] B. I. Erkmen and J. H. Shapiro, *Phys. Rev. A* **77**, 043809 (2008).
- [11] Earlier theoretical treatments of classical and quantum ghost imaging have also appeared, see, e.g., [2,3].
- [12] A. Gatti, M. Bache, D. Magatti, E. Brambilla, F. Ferri, and L. A. Lugiato, *J. Mod. Opt.* **53**, 739 (2006).
- [13] G. Scarcelli, V. Berardi, and Y. Shih, *Phys. Rev. Lett.* **96**, 063602 (2006).
- [14] J. Cheng and S.-S. Han, *Chin. Phys. Lett.* **22**, 1676 (2005).
- [15] B. E. A. Saleh and M. C. Teich, *Noise in Classical and Quantum Photon-Correlation Imaging*, Advances in Information Optics and Photonics, Vol. PM183, edited by A. T. Friberg and R. Dändliker (SPIE, Bellingham, 2008), Chap. 21.
- [16] We consider a nonzero distance between the source and object planes keeping in mind remote sensing applications. Furthermore, we have shown in [10] that a separation between the object plane and the bucket detector has no impact on resolution (and therefore SNR) if appropriate relay optics are inserted in the signal arm. Therefore, we do not consider any distance between the object and the bucket detector.
- [17] H. P. Yuen and J. H. Shapiro, *IEEE Trans. Inf. Theory* **24**, 657 (1978).
- [18] Several other ghost-imaging configurations have been reported. In particular, ghost imaging has been performed in reflection [9], and it has been performed with lenses in both arms [8]. Our SNR analysis can be applied to these cases—which we shall not treat—as well those we shall consider explicitly.
- [19] The ac coupling must resemble a high-quality zero-frequency notch filter, so that the dc component is removed with negligible attenuation of the desired baseband photocurrent fluctuations. The filter $H_B(\Omega)$, including this ac coupling, will be assumed to be within the photodetector blocks shown in Fig. 1, so that $\langle \hat{i}_m(t) \rangle = 0$ for $m=1,2$ for all the field states we shall consider.
- [20] As in [10], we are using the quantum theory of photodetection from H. P. Yuen and J. H. Shapiro, *IEEE Trans. Inform. Theory* **26**, 78 (1980) to represent classical photocurrents by quantum operators whose quantum-measurement statistics coincide with those of the classical photocurrents.
- [21] L. Mandel and E. Wolf, *Optical Coherence and Quantum Optics* (Cambridge University, Cambridge, 1995), Chap. 4, 10, and 11.
- [22] J. M. Wozencraft and I. M. Jacobs, *Principles of Communication Engineering* (Wiley, New York, 1965), Chap. 3.
- [23] This is the same parametric dependence reported earlier in [12], without derivation.
- [24] See [10] for additional details about coherence propagation into the far field. Note that Eq. (39) in [10] has, without comment, suppressed the quadratic phase factors that are irrelevant to formation of the lensless ghost image.
- [25] Narrowband classical phase-sensitive light can be generated by dividing a continuous-wave laser beam with a 50–50 beam splitter, and imposing complex-conjugate modulations on the two beams (for example, by using telecom-grade electro-optic modulators). To obtain broadband classical phase-sensitive light one could use spontaneous parametric downconversion with thermal-state signal and idler inputs, such that the joint signal and idler output state is a classical Gaussian state with a phase-sensitive cross correlation.
- [26] F. N. C. Wong, J. H. Shapiro, and T. H. Kim, *Laser Phys.* **16**, 1517 (2006).
- [27] E. Brambilla, A. Gatti, M. Bache, and L. A. Lugiato, *Phys. Rev. A* **69**, 023802 (2004).
- [28] The SPDC output field operators presented herein are derived from quantized coupled-mode equations using the typical non-depleting plane-wave pump approximation. Furthermore, the transverse boundary effects within the crystal have been ignored, and unimportant global phase factors have been omitted.
- [29] Although the exact solution of the coupled-mode equations and the boundary conditions at the input facet of the nonlinear crystal does not lead to a Gaussian $\nu(\mathbf{k}, \Omega)$, this assumption facilitates an analytic treatment without compromising the fundamental physics we are after.
- [30] Here we present near-field results, but the corresponding far-field results are easily developed, as discussed in Sec. II.
- [31] It is necessary to utilize photon-number-resolving detectors in order to reap the advantages ascribed to this high-flux, low-brightness regime.