

SIMULATION OF A LONG-HAUL FIBER OPTIC LINK WITH A TWO-MODE OPTICAL FIBER

V.A. Burdin¹, A.V. Bourdine¹¹ Povolzhskiy State University of Telecommunications and Informatics, Samara, Russia**Abstract**

Modern telecommunication networks approach the capacity crunch, which is associated with the so-called nonlinear Shannon limit. So, the passage to fiber optic links with few-mode optical fibers is considered as an alternative solution of the described problem concerned with high nonlinearity of conventional commercial single-mode optical fibers. Presently, various designs of few-mode optical fibers have been known, with the recently published works presenting experimental results demonstrating their potentialities for long-haul fiber optic links. A lot of models of long-haul fiber optic links with few-mode optical fibers have been developed based on which features of a few-mode optical fiber transport network were numerically simulated. This work presents the results of simulation of a 6000-km long-haul fiber optic link with a two-mode optical fiber and 100-km-per-span Erbium doped fiber optic amplifiers system under 100 Gbps DP-DQPSK data transmission. We studied the use of particular linearly polarized modes and optical vortices for signal transmission. The computation results were compared with the simulation of the same fiber optic link with a single-mode optical fiber under the identical conditions.

Keywords: system of coupled nonlinear Schrödinger equations; few-mode optical fiber; fiber optic link; Split Step Fourier Method; Gaussian approximation; linearly polarized modes; optical vortices.

Citation: Burdin VA, Bourdine AV. Simulation of a long-haul fiber optic link with a two-mode optical fiber. *Computer Optics* 2017; 41(4): 489-493. DOI: 10.18287/2412-6179-2017-41-4-489-493.

Acknowledgements: The work was funded by the RFBR grant 16-37-60015 mol_a_dk and the RF President's grant MD-9418.2016.8.

Introduction

Nowadays modern telecommunication networks approach to capacity crunch, which is associated with so-called nonlinear Shannon limit, and a passage to fiber optic links with a few-mode optical fibers is considered as one of alternative solutions for described problem concerned with high nonlinearity of conventional commercial single-mode optical fibers [1–4]. At that time there are various known designs of few-mode optical fibers [5–8] as well as recently published works presenting experimental results demonstrating their potentialities for long-haul fiber optic links [9–12]. A lot of models of long-haul fiber optic links with few-mode optical fibers were developed and based on them simulations were performed to research few-mode optical fiber transport network features.

For example, work [5] presents results of mentioned simulations for two-mode optical fibers. Here just only one guided linearly polarized mode (LP_{01} or LP_{11}) satisfying to cut-off condition was utilized for channel data transmission, and computed results showed advantages in comparison with conventional single-mode optical fibers.

Also in few-mode optical fibers it is possible to utilize particular mode combinations as well as optical vortices [13–17]. Some works [8, 18, 19] announce that optical vortices modes are more resistant to perturbations, therefore they are more preferable for optical channel data transmission in telecommunications. This fact makes interesting the comparison between using of guided modes with particular order and application of optical vortices for optical channel data transmission over long-haul fiber-optic links with a few-mode optical fibers.

Presented work is concerned with described problem for 6000 km length long-haul fiber-optic link with two-

mode optical fiber and 100-km-per-span Erbium doped fiber optic amplifiers system under 100 Gbps DP-DQPSK data transmission.

Model of fiber-optic link with few-mode optical fibers

We utilized well known system of coupled nonlinear Schrödinger equations to describe propagation of optical pulses over few-mode optical fiber, which was written in the following form [5, 20–25]:

$$j \frac{\partial A_{l,m}}{\partial z} + j \beta_{1l,m} \frac{\partial A_{l,m}}{\partial t} + \beta_{2l,m} \frac{\partial^2 A_{l,m}}{\partial t^2} + j \alpha_{l,m} A_{l,m} + \gamma \cdot \frac{A_{l,m}}{2 \cdot R_{l,m}^2} \sum_p \sum_q C_{l,m;p,q} |A_{p,q}|^2 = 0; \quad (1)$$

$$C_{l,m;p,q} = \frac{\int_{-\infty}^{\infty} \int_{-\infty}^{\infty} |E_{l,m}|^2 \cdot |E_{p,q}|^2 dx dy}{\left(\int_{-\infty}^{\infty} \int_{-\infty}^{\infty} |E_{l,m}|^2 dx dy \right) \cdot \left(\int_{-\infty}^{\infty} \int_{-\infty}^{\infty} |E_{p,q}|^2 dx dy \right)}; \quad (2)$$

$$\gamma = n_2 / (\lambda \cdot a^2),$$

where $A_{l,m}$ is complex envelope of mode with the azimuthal l and radial m orders; $\alpha_{l,m}$ is loss of mode with azimuthal l and radial m orders; $\beta_{1l,m}$, $\beta_{2l,m}$ are inversed group velocity and dispersion parameter for mode with orders l and m ; $C_{l,m;p,q}$ is mode coupling coefficient between mode with orders l and m and mode with orders p and q ; $E_{l,m}$ is radial mode electric field distribution; n_2 is nonlinear parameter corresponding to optical fiber material; λ is operating wavelength; a is optical fiber core radius;

During simulation we numerically solved system (1) by Split Step Fourier Method (SSFM) [20, 21, 26]. Gen-

erally this approach provides to find solution for piecewise regular transmission links under taking into account linear mode coupling. However, in the case of telecommunication fiber optic cables and optical fibers we supposed that linear mode coupling may be neglected. Proposed assumption allowed performing detailed comparison the influence of nonlinearity distortion factors during optical signal transmission by particular linearly polarized modes and their combinations.

During simulation, we utilized known models of DQPSK-system transmitter and receiver as well as model of Erbium doped fiber optic amplifier described in publication [27]. Also amplified spontaneous emission (ASE) was taken into account, and optical fiber loss complete compensation over transmission span was supposed. Dispersion was compensated by the equalizer placed at the regeneration span output, and its parameters were defined by preliminary performed test results. We estimated Bit-Error-Ratio (BER) after equalizer signal processing according to recommendations based on algorithm described in work [27].

Computation of optical fiber mode staff parameters

During mode staff parameters computation we took into account that optical fiber is weakly guiding optical waveguide, that allowed to apply weakly guiding approximation concerned with linearly polarized mode representation [28] and utilize fast and simple Gaussian approximation method [29]. We propose to use modification of Gaussian approximation earlier developed for analysis of optical fibers with complicated refractive index profile [30]. Here characteristic equation for equivalent mode field radius is written in the following form:

$$\left\{ \sum_{i=1}^N k^2 \Delta n_i^2 r_i^2 \left[F_m^{(l)}(x_i) \right]^2 \right\} - C = 0. \tag{3}$$

Mode propagation constant is calculated as follows:

$$\beta_{l,m}^2 = k^2 n_0^2 - \frac{m!}{(l+m-1)!} \left\{ \left[\sum_{i=1}^N k^2 \Delta n_i^2 \Phi_m^{(l)}(x_i) \right] + \frac{C}{a^2 \cdot R_{l,m}^2} \right\}; \tag{4}$$

$$C = m \frac{(m+l-1)!}{(m-1)!} + (m+l-1) \frac{(m+l-2)!}{(m-2)!} + 2l^2 \sum_{i=0}^{m-2} \frac{(i+l-1)!}{i!};$$

where

$$\left[F_m^{(l)}(x) \right]^2 = x^l \left[L_{m-1}^{(l)}(x) \right]^2 \exp(-x);$$

$$\Phi_m^{(l)}(x) = \exp(-x) \cdot \sum_{q=0}^{2n} g_q \cdot \left[x^q + \sum_{k=1}^{q+l} \frac{(q+l)!}{(q+l-k)!} x^{q+l-k} \right];$$

$$g_q = \sum_{j=0}^q b_j \cdot b_{q-j};$$

$$b_q = \frac{(l+m)!}{q!(m-q)!(l+q)!};$$

$$\Delta n_i^2 = n_i^2 - n_{i+1}^2;$$

$$x = R^2 / R_{l,m}^2;$$

where $L_p^{(l)}(x)$ is Laguerre polynomial; n_i is refractive index of i -th layer; $R = r/a$ is normalized radius; r is radial coordinate.

Mentioned above formulas become more simple for considered two-mode step-index optical fiber. Here propagation constant of the fundamental mode LP_{01} is defined by well known analytical formula derived from (3) – (4) [29]:

$$\beta_{0,1}^2 = k^2 n_0^2 - \frac{1}{a^2} \left(1 + \frac{1}{R_{0,1}^2} \right); \tag{5}$$

$$R_{0,1}^2 = \frac{1}{2 \ln(V)}; \tag{6}$$

where V is normalized frequency of optical fiber.

For the second higher-order mode LP_{11} we derived from formulas (3) and (4) both characteristic equation for equivalent mode field radius and expression for propagation constant, which have following form:

$$\frac{V^2}{R_{1,1}^2} \exp\left(-\frac{1}{R_{1,1}^2}\right) - 2 = 0; \tag{7}$$

$$\beta_{1,1}^2 = k^2 n_0^2 - \frac{2}{a^2} \left(1 + R_{1,1}^2 + \frac{1}{R_{1,1}^2} \right). \tag{8}$$

Optical vortices are well represented by combination of linearly polarized modes [8, 14, 15]. Here we consider optical vortices with complex amplitude propagation over two-mode optical fiber described by combination of linearly polarized mode LP_{11} components in the following form [31]:

$$U_{1,1}(R, \phi) = F_1^{(1)}(x_{1,1}) \cdot \begin{Bmatrix} \cos(\phi) \\ \sin(\phi) \end{Bmatrix} - \tag{9}$$

$$-F_1^{(1)}(x_{1,1}) \cdot \begin{Bmatrix} \cos(\phi + \pi/2) \\ \sin(\phi + \pi/2) \end{Bmatrix} \cdot \exp\left(j \frac{\pi}{2}\right);$$

$$F_1^{(1)}(x_{1,1}) = x_{1,1}^{1/2} \cdot L_0^{(1)}(x_{1,1}) \cdot \exp(-x_{1,1}/2); \tag{10}$$

$$x_{1,1} = R^2 / R_{1,1}^2.$$

Results of fiber-optic link with two-mode fiber simulation

We performed simulation of 6000 km length long-haul fiber optic link with 100-km-per-span Erbium doped fiber optic amplifiers system. DP-DQPSK data transmission with 100 Gbps bit rate per channel is researched. Two-mode step-index optical fiber supporting propagation of two linearly polarized modes LP_{01} and LP_{11} was considered. It contains Germanium-doped fused silica core with radius 4.5 μm bounded by solid outer fused silica cladding. Step refractive index profile height parameter is $\Delta = 0.025$.

At first step we compared optical signal transmission by excited only one guided linearly polarized mode (LP_{01} or LP_{11}) supported by described fiber. Analogously to work [5] we supposed, that only one operating (or "active") mode is amplified. The next step was concerned with simulation of signal transmission by two linearly polarized modes and by optical vortices. Here we examined two version of receiving differing only by equalizer connection scheme.

All computed data were compared with simulations performed for the same fiber-optic link configuration but with standard single-mode optical fibers of ITU-T Rec. G.652. Sample of eye-diagram been computed during simulations is shown on Fig. 1. As a result of modeling we obtained curves of error probability dependence on transmitted optical channel power level. Optical channel potentiality was estimated analogously to work [5] as maximal possible value of power level providing still required quality of signal at the receiver end by using of error-correcting codes. According to work [32], forward error correction (FEC) DP-DQPSK system optical channel error probability boundary under described dispersion and nonlinearity factors corresponds to range $10^{-2} \dots 10^{-3}$. Here analogously to publication [5] we used probability error limit value equal to $3.8 \cdot 10^{-3}$. This threshold is further denoted in Fig. 2–4 as FEC limit (forward error correction limit) [5].

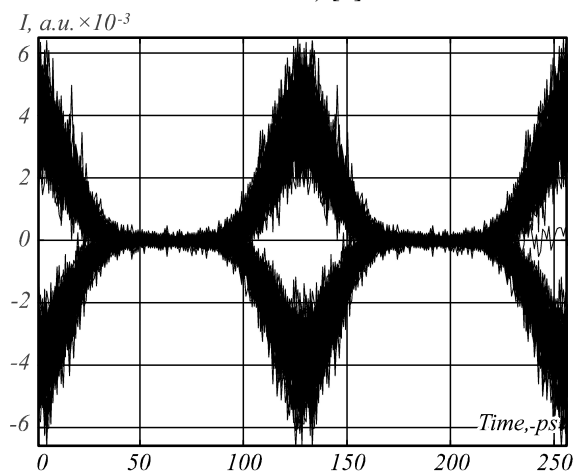


Fig. 1. Example of eye-diagram received at the equalizer output

Fig. 2 demonstrates results corresponding to modeling of optical signal transmission over described above two-mode optical fiber by one particular order linearly polarized mode LP_{01} or LP_{11} . Here due to using two-mode optical fiber it is able to increase optical channel power up to 2.37 dBm by transferring impulse by the fundamental mode LP_{01} in comparison with standard single mode fibers ITU-T Rec. G.652, while it may be improved up to 3.48 dBm by optical channel operation at higher-order LP_{11} guided mode. A good agreement should be noticed with researching results published in work [5] and experimental data represented in paper [9].

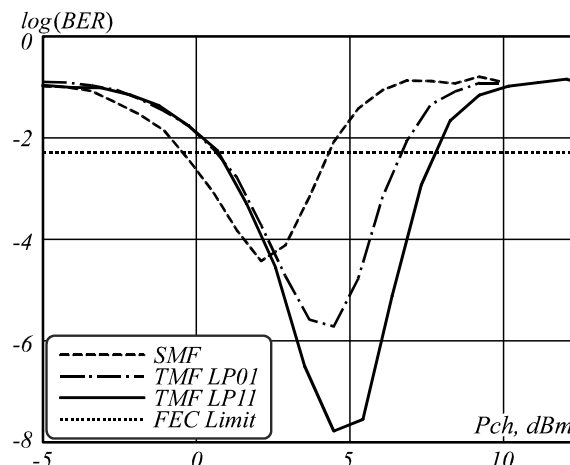


Fig. 2. Optical channel transferring by only one linearly polarized modes LP_{01} or LP_{11} supported by considered two-mode optical fiber

Fig. 3 shows simulation results during optical channel transferring by two linearly polarized guided modes LP_{01} and LP_{11} over described above two-mode optical fiber. Here improvement for optical channel power level grows up to 5.25 dBm or 6.19 dBm in comparison with single mode fiber depending on receiver error correction method. Moreover it also increases up to 2.7 dBm or up to 3.8 dBm in comparison with previous case corresponding to optical channel transferring by only one linearly polarized mode LP_{01} or LP_{11} respectively.

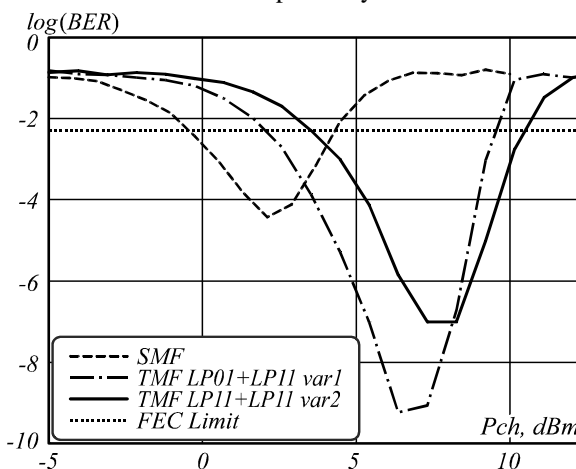


Fig. 3. Optical channel transferred by two linearly polarized modes LP_{01} and LP_{11} supported by considered two-mode optical fiber

Fig. 4 demonstrates simulation results corresponding to channel signal transmission by optical vortices over considered two-mode optical fiber. Here power level improves up to 5.14 dBm in comparison with single-mode optical fiber or e.g. up to the same value like in the previous case with optical pulse transferring by two linearly polarized modes LP_{01} and LP_{11} . Therefore optical channel nonlinearity may be reduced by using combination of linearly polarized modes instead application of the only one linearly polarized mode with particular order for signal transferring.

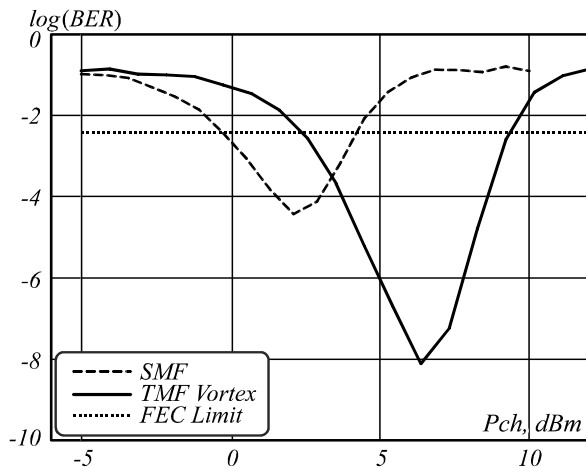


Fig. 4. Optical channel transferred by vortices over considered two-mode optical fiber

Conclusion

Presented results demonstrate advantages of few-mode optical fiber in comparison with single-mode in terms of nonlinearity distortion factors reducing for long-haul fiber optic links. We showed that for two-mode optical fiber the optical channel transmission by linearly polarized guided mode combination is more effective for nonlinearity decreasing in comparison with signal transferring by only one guided mode.

References

- [1] Essiambre R-J, Tkach RW. Capacity trends and limits of optical communication networks. *Proc IEEE* 2012; 100(5): 1035-1055. DOI: 10.1109/JLT.2009.2039464.
- [2] Ellis AD. The nonlinear Shannon limit and the need for new fibres. *Proc SPIE* 2012; 8434: 84340H. DOI: 10.1117/12.928093.
- [3] Richardson DJ, Fini JM, Nelson LE. Space-division multiplexing in optical fibres. *Nature Photonics* 2013; 7: 354-362. DOI: 10.1038/nphoton.2013.94.
- [4] Andreev VA, Burdin VA, Bourdine AV. Few-mode transmission regime in optical fibers: application on high-speed fiber optic lines [In Russian]. *Electrosvyaz* 2013; 12: 27-30.
- [5] Ferreira F, Jansen S, Monteiro P, Silva H. Nonlinear semi-analytical model for simulation of few-mode fiber transmission. *IEEE Photonics Technology Letters* 2012; 24(4): 240-242. DOI: 10.1109/LPT.2011.2177250.
- [6] Li A, Chen X, Amin AA, Ye J, Shieh W. Space-division multiplexed high-speed superchannel transmission over few-mode fiber. *Journal of Lightwave Technology* 2012; 30(24): 3953-3964. DOI: 10.1109/JLT.2012.2206797.
- [7] Grüner-Nielsen L, Sun Y, Nicholson JW, Jakobsen D, Jespersen KG, Lingle R, Pálsdóttir B. Few mode transmission fiber with low DGD, low mode coupling, and low loss. *Journal of Lightwave Technology* 2012; 30(23): 3693-3698. DOI: 10.1109/JLT.2012.2227243.
- [8] Wang J. Advances in communications using optical vortices. *Photonics Research* 2016; 4(5): B14-B28. DOI: 10.1364/PRJ.4.000B14.
- [9] Yaman F, Bai N, Zhu B, Wang T, Li G. Long distance transmission in few-mode fibers. *Opt Express* 2010; 18(12): 13250-13257. DOI: 10.1364/OE.18.013250.
- [10] Yaman F, Bai N, Huang YK, Huang MF, Zhu B, Wang T, Li G. 10 x 112Gb/s PDM-QPSK transmission over 5032

- km in few-mode fibers. *Opt Express* 2010; 18(20): 21342-21349. DOI: 10.1364/OE.18.021342.
- [11] Chen X, Li A, Ye J, Amin AA, Shieh W. Reception of mode-division multiplexed superchannel via few-mode compatible optical add/drop multiplexer. *Opt Express* 2012; 20(13): 14302-14307. DOI: 10.1364/OE.20.014302.
- [12] Koebele C, Salsi M, Sperti D, Tran P, Brindel P, Mardoyan H, Bigo S, Boutin A, Verluise F, Sillard P, Astruc M, Provost L, Cerou F, Charlet G. Two mode transmission at 2x100Gb/s, over 40km-long prototype few-mode fiber, using LCOS-based programmable mode multiplexer and demultiplexer. *Opt Express* 2011; 19(17): 16593-16600. DOI: 10.1364/OE.19.016593.
- [13] Volyar AV, Fadeeva TA. Vortex nature of optical fiber modes: I. Structure of the natural modes. *Techn Phys Lett* 1996; 22(4): 330-332.
- [14] Khonina SN, Skidanov RV, Kotlyar VV, Jefimovs K, Turunen J. Phase diffractive filter to analyze an output step-index fiber beam. *Optical Memory and Neural Networks* 2003; 12(4): 317-324.
- [15] Black RJ, Gagnon L. *Optical waveguide modes*. New York: The McGraw-Hill Companies; 2010.
- [16] Khonina SN, Kazanskiy NL, Soifer VA. Optical vortices in a fiber: mode division multiplexing and multimode self-imaging. In book: Yasin M, Harun SW, Arof H, eds. *Recent progress in optical fiber research*. Chap 15. Croatia: INTECH publisher; 2012. ISBN: 978-953-307-823-6.
- [17] Lyubopytov VS, Tlyavlin AZ, Sultanov AK, Bagmanov VK, Khonina SN, Karpeev SV, Kazanskiy NL. Mathematical model of completely optical system for detection of mode propagation parameters in an optical fiber with few-mode operation for adaptive compensation of mode coupling. *Computer Optics* 2013; 37(3): 352-359.
- [18] Wang J, Yang J-Y, Fazal IM, Ahmed N, Yan Y, Huang H, Ren Y, Yue Y, Dolinar S, Tur M, Willner AE. Terabit free-space data transmission employing orbital angular momentum multiplexing. *Nature Photonics* 2012; 6: 488-496. DOI: 10.1038/nphoton.2012.138.
- [19] Willner AE, Huang H, Yan Y, Ren Y, Ahmed N, Xie G, Bao C, Li L, Cao Y, Zhao Z, Wang J, Lavery MPJ, Tur M, Ramachandran S, Molisch AF, Ashrafi N, Ashrafi S. Optical communications using orbital angular momentum beams. *Advances in Optics and Photonics* 2015; 7(1): 66-106. DOI:10.1364/AOP.7.000066.
- [20] Agrawal GP. *Nonlinear fiber optics*. 3rd ed. New York: Academic Press; 2001. ISBN: 978-0-12-045143-3.
- [21] Agrawal GP. *Applications of nonlinear fiber optics*. 2nd ed. New York: Academic Press; 2008. ISBN: 978-0-12-374302-2.
- [22] Sisakyan IN, Shvarcberg AV. Nonlinear dynamics of picosecond pulses in fiber-optic waveguides (review). *Soviet Journal of Quantum Electronics* 1984; 14(9): 1146-1157. DOI: 10.1070/QE1984v014n09ABEH006100.
- [23] Shirokov SM. Approximate parametrical models of dynamics of self-influence of impulses in nonlinear optical environments with mode dispersion [In Russian]. *Computer Optics* 1995; 14-15(2): 117-124.
- [24] Mumtaz S, Essiambre R-J, Agrawal GP. Nonlinear propagation in multimode and Multicore fibers: generalization of the Manakov equations. *Journal of Lightwave Technology* 2013; 31(3): 398-406. DOI: 10.1109/JLT.2012.2231401.
- [25] Burdin VA, Bourdine AV. Modeling and simulation of a few-mode long-haul fiber optic transmission link. *Proc SPIE* 2015; 9533: 953307. DOI: 10.1117/12.2181127.
- [26] Zhang Q, Karri S, Khaliq M, Xing L, Hayee MI. Global simulation accuracy control in the split-step fourier simula-

- tion of vector optical fiber communication. Journal of Communications 2015; 10(1): 1-8. DOI: 10.12720/jcm.10.1.1-8.
- [27] Binh LN. Optical fiber communications systems. Theory and practice with MATLAB and Simulink models. Boca Raton, FL: CRC Press/Taylor&Francis; 2010. ISBN: 978-1439806203.
- [28] Gloge D. Weakly guided fibers. Appl Opt 1971; 10(10): 2252-2258. DOI: 10.1364/AO.10.002252.
- [29] Snyder AW, Love JD. Optical waveguide theory. London, New York: Chapman and Hall; 1983. ISBN: 978-0-412-24250-2.
- [30] Bourdine AV, Burdin VA. Solution for arbitrary order guided mode propagating over optical circle fiber based on Gaussian approximation. Proc SPIE 2012; 8410: 841009. DOI: 10.1117/12.923235.
- [31] Grin LE, Korolenko PV, Fedotov NN. Laser beams with a helical wavefront structure. Optics and spectroscopy 1992; 73(5): 604-605.
- [32] Shokin YI, Skidin AS, Fedoruk MP. Aspects of information transmission and processing in ultra high-rate fiber optic communication lines [In Russian]. Informatsionno-upravliaiushchie sistemy 2013; 2: 54-59.

Authors' information

Vladimir Alexandrovich Burdin (b. 1953), Doctor of Technical Science, Professor, graduated from KEIC (presently - PSUTI) in 1975, majoring in Multichannel Electrocommunication. Currently he works as the Vice-Rector for Science and Innovation in PSUTI. Research interests include optical fiber transmission line, effective construction technology and technical operation of optical communication lines, application of optical solitons in dispersion managed lines, application of few-mode regime in optical communication networks. E-mail: burdin@psati.ru.

Anton Vladimirovich Bourdine (b. 1977), Doctor of Technical Science, Professor, graduated from Povolzhskaya State Academy of Telecommunications and Informatics (presently - PSUTI) in 1999, majoring in Multichannel Telecommunication Systems. Currently he works as the assistant rector for innovation in PSUTI. Research interests: adaptation of fiber-optic communication lines to multimode fibers for single-mode optical transmission systems, splicing of fibers of unequal design. E-mail: bourdine@yandex.ru.

Received July 9, 2017. The final version – July 29, 2017.
