



Cochrane
Library

Cochrane Database of Systematic Reviews

Single dose oral dextropropoxyphene, alone and with paracetamol (acetaminophen), for postoperative pain (Review)

Moore RA, Collins SL, Edwards J, Derry S, McQuay HJ

Moore RA, Collins SL, Edwards J, Derry S, McQuay HJ.

Single dose oral dextropropoxyphene, alone and with paracetamol (acetaminophen), for postoperative pain.

Cochrane Database of Systematic Reviews 1999, Issue 1. Art. No.: CD001440.

DOI: 10.1002/14651858.CD001440.

www.cochranelibrary.com

TABLE OF CONTENTS

HEADER	1
ABSTRACT	1
PLAIN LANGUAGE SUMMARY	2
BACKGROUND	2
OBJECTIVES	3
METHODS	3
RESULTS	4
DISCUSSION	6
AUTHORS' CONCLUSIONS	6
ACKNOWLEDGEMENTS	7
REFERENCES	7
CHARACTERISTICS OF STUDIES	9
DATA AND ANALYSES	20
Analysis 1.1. Comparison 1 Dextropropoxyphene HCl 65mg Vs Placebo, Outcome 1 No. patients experiencing at least 50% pain relief (>50% maxTOTPAR).	21
Analysis 1.2. Comparison 1 Dextropropoxyphene HCl 65mg Vs Placebo, Outcome 2 No. of patients requiring remedication within 4-8 hours.	22
Analysis 1.3. Comparison 1 Dextropropoxyphene HCl 65mg Vs Placebo, Outcome 3 No. patients reporting nausea as an adverse effect.	23
Analysis 1.4. Comparison 1 Dextropropoxyphene HCl 65mg Vs Placebo, Outcome 4 No. patients reporting headache as an adverse effect.	23
Analysis 1.5. Comparison 1 Dextropropoxyphene HCl 65mg Vs Placebo, Outcome 5 No. patients reporting drowsiness, sleepiness or somnolence as an adverse effect.	24
Analysis 2.1. Comparison 2 Dextropropoxyphene HCl 130 mg Vs Placebo, Outcome 1 No. patients experiencing at least 50% pain relief (>50% maxTOTPAR).	25
Analysis 3.1. Comparison 3 Dextropropoxyphene HCl 65mg + Paracetamol 650mg Vs Placebo, Outcome 1 No. patients experiencing at least 50% pain relief (>50% maxTOTPAR).	25
Analysis 3.2. Comparison 3 Dextropropoxyphene HCl 65mg + Paracetamol 650mg Vs Placebo, Outcome 2 No. of patients requiring remedication within 4-8 hours.	26
Analysis 3.3. Comparison 3 Dextropropoxyphene HCl 65mg + Paracetamol 650mg Vs Placebo, Outcome 3 No. patients reporting nausea as an adverse effect.	27
Analysis 3.4. Comparison 3 Dextropropoxyphene HCl 65mg + Paracetamol 650mg Vs Placebo, Outcome 4 No. patients reporting vomiting as an adverse effect.	27
Analysis 3.5. Comparison 3 Dextropropoxyphene HCl 65mg + Paracetamol 650mg Vs Placebo, Outcome 5 No. patients reporting dizziness as an adverse effect.	28
Analysis 3.6. Comparison 3 Dextropropoxyphene HCl 65mg + Paracetamol 650mg Vs Placebo, Outcome 6 No. patients reporting headache as an adverse effect.	29
Analysis 3.7. Comparison 3 Dextropropoxyphene HCl 65mg + Paracetamol 650mg Vs Placebo, Outcome 7 No. patients reporting drowsiness or somnolence as an adverse effect.	30
APPENDICES	30
FEEDBACK	31
WHAT'S NEW	31
HISTORY	31
CONTRIBUTIONS OF AUTHORS	32
DECLARATIONS OF INTEREST	32
SOURCES OF SUPPORT	33
NOTES	33
INDEX TERMS	33

[Intervention Review]

Single dose oral dextropropoxyphene, alone and with paracetamol (acetaminophen), for postoperative pain

R Andrew Moore¹, Sally L Collins², Jayne Edwards³, Sheena Derry⁴, Henry J McQuay⁵

¹Plymouth, UK. ²Nuffield Department of Obstetrics and Gynaecology, University of Oxford, Oxford, UK. ³Training Team, UK Cochrane Centre, Oxford, UK. ⁴Oxford, UK. ⁵Pain Research and Nuffield Department of Clinical Neurosciences (Nuffield Division of Anaesthetics), University of Oxford, Oxford, UK

Contact address: Sheena Derry, Oxford, Oxfordshire, UK. sheena.derry@retired.ox.ac.uk.

Editorial group: Cochrane Pain, Palliative and Supportive Care Group.

Publication status and date: Stable (no update expected for reasons given in 'What's new'), published in Issue 5, 2019.

Citation: Moore RA, Collins SL, Edwards J, Derry S, McQuay HJ. Single dose oral dextropropoxyphene, alone and with paracetamol (acetaminophen), for postoperative pain. *Cochrane Database of Systematic Reviews* 1999, Issue 1. Art. No.: CD001440. DOI: 10.1002/14651858.CD001440.

Copyright © 2019 The Cochrane Collaboration. Published by John Wiley & Sons, Ltd.

ABSTRACT

Background

This is an updated version of the original Cochrane review published in Issue 1, 1999. Patient surveys have shown that postoperative pain is often not managed well, and there is a need to assess the efficacy and safety of commonly used analgesics as newer treatments become available. Dextropropoxyphene is one example of an opioid analgesic that used to be widely prescribed for pain relief in combination with paracetamol under names such as Co-proxamol and Distalgesc. This drug is now only available on a named patient basis in the UK. For this group there is a provision for the supply of unlicensed co-proxamol on the responsibility of the prescriber.

Objectives

To determine the analgesic efficacy and adverse effects of single dose oral dextropropoxyphene alone and in combination with paracetamol (acetaminophen) for moderate to severe postoperative pain.

Search methods

Published studies were identified from: MEDLINE, EMBASE, Cochrane CENTRAL up to December 2007, and the Oxford Pain Relief Database (1954 to 1994).

Selection criteria

The inclusion criteria used were: full journal publication, postoperative pain, postoperative oral administration, adult participants, baseline pain of moderate to severe intensity, double-blind design, and random allocation to treatment groups which included dextropropoxyphene and placebo or a combination of dextropropoxyphene plus paracetamol and placebo.

Data collection and analysis

Data were extracted by two review authors, and studies were quality scored.

Summed pain intensity and pain relief data were extracted and converted into dichotomous information to yield the number of participants with at least 50% pain relief. This was used to calculate the relative benefit and number-needed-to-treat-to-benefit (NNT) for one participant to achieve at least 50% pain relief.

Main results

Eleven studies met the inclusion criteria. Six studies (440 participants) compared dextropropoxyphene with placebo, four studies (325 participants) and one individual patient meta-analysis (638 participant) compared dextropropoxyphene plus paracetamol 650 mg with placebo.

For a single dose of dextropropoxyphene 65 mg in postoperative pain the NNT for at least 50% pain relief was 7.7 (95% confidence interval (CI) 4.6 to 22) when compared with placebo over four to six hours. There was no significant difference between the proportion of participants remedicating within four to eight hours with dextropropoxyphene 65 mg (35%) and placebo (43%), relative risk 0.8 (0.7 to 1.03).

For the equivalent dose of dextropropoxyphene combined with paracetamol 650 mg the NNT was 4.4 (3.5 to 5.6) when compared with placebo. These results were compared with those for other analgesics obtained from equivalent systematic reviews. Significantly fewer participants remedicated within four to eight hours with dextropropoxyphene 65 mg combined with paracetamol 650 mg (34%) than with placebo (57%), relative risk 0.7 (0.5 to 0.8).

Pooled data showed increased incidence of central nervous system adverse effects for dextropropoxyphene plus paracetamol compared with placebo.

Authors' conclusions

Since the last version of this review no new relevant studies have been identified. The combination of dextropropoxyphene 65 mg with paracetamol 650 mg shows similar efficacy to tramadol 100 mg for single dose studies in postoperative pain but with a lower incidence of adverse effects. The same dose of paracetamol combined with 60 mg codeine appears more effective but, with the slight overlap in the 95% CI, this conclusion is not robust. Adverse effects of both combinations were similar.

Ibuprofen 400 mg has a lower (better) NNT than both dextropropoxyphene 65 mg plus paracetamol 650 mg and tramadol 100 mg.

PLAIN LANGUAGE SUMMARY

Dextropropoxyphene in a single dose taken on its own and also with paracetamol to treat postoperative pain

This review assessed the analgesic efficacy and adverse effects that single dose oral dextropropoxyphene taken alone or in combination with paracetamol had in treating moderate to severe postoperative pain. The combination of dextropropoxyphene 65 mg with paracetamol 650 mg showed similar efficacy to that of tramadol 100 mg for single dose studies in postoperative pain but with a lower incidence of side effects. This review also highlighted that Ibuprofen 400 mg was yet more effective than both tramadol 100 mg and dextropropoxyphene 65 mg.

BACKGROUND

This is an update of a previously published review in the Cochrane Database of Systematic Reviews (Issue 1, 1999) on 'Single dose dextropropoxyphene for the treatment of acute postoperative pain'.

Dextropropoxyphene is an opioid analgesic which has been widely available since the 1950s. It used to be commonly available, particularly in combination with paracetamol under such names as Co-proxamol and Distalgic. In 1996, there were ten million prescriptions in England for Co-proxamol alone, representing one

fifth of all analgesics prescribed (opioid, non-opioid centrally acting, non-steroidal anti-inflammatory drugs (NSAIDs)) though it is not clear how much was used for postoperative pain (GSS 1996). There have been increasing limits on prescribing in recent years, especially in the UK, and to some extent in Australia. The reason for this was concern about intentional overdose in the community, and as many as 300 to 400 deaths per year were attributed to dextropropoxyphene combinations with paracetamol. The result is that the combination of dextropropoxyphene combined with paracetamol is much less prescribed in the UK with 2006 pre-

scriptions down to 1.4 million of dextropropoxyphene plus paracetamol. This drug is now only available on a named patient basis in the UK. For this group there is a provision for the supply of unlicensed co-proxamol on the responsibility of the prescriber.

Patient surveys have shown that postoperative pain is often not managed well (Bruster 1994). There is no report of significant improvement in acute pain treatment in hospital in recent decades with the use of dextropropoxyphene, although individual units can often demonstrate excellent results. In part this is because of managerial problems rather than a lack of analgesic efficacy. The efficacy and safety of commonly used analgesics and newer treatments still require evaluation. Judging relative analgesic efficacy is difficult as clinical trials use a variety of comparators; more recent clinical trials tend to be better conducted and reported, and are larger than older ones. Efficacy can be determined indirectly by comparing analgesics with placebo in similar clinical circumstances to produce a common analgesic descriptor such as number-needed-to-treat-to-benefit (NNT) to achieve at least 50% pain relief.

A reliable method has been developed to convert mean pain outcome values from categorical scales (percent of maximum possible pain intensity or pain relief; %maxSPID and %maxTOTPAR) into dichotomous information (number of participants with at least 50% pain relief) (Moore 1996; Moore 1997a; Moore 1997b). Other possible outcomes of interest include the requirement of patients to remedicate within a particular time window.

OBJECTIVES

To quantitatively evaluate the analgesic efficacy and adverse effects of dextropropoxyphene, both with and without paracetamol, in postoperative pain. To compare the results with those for other analgesics assessed in the same way in order to provide evidence-based recommendations for clinical practice.

METHODS

Criteria for considering studies for this review

Types of studies

Studies were included if they were a full journal publication of single dose, randomised, double-blind, placebo controlled trials in postoperative pain. Multiple dose studies were included if the appropriate data from the first dose was available.

Studies were excluded if they did not clearly state that the interventions had been randomly allocated. Also excluded were studies

of experimental pain, case reports and clinical observations. Abstracts and unpublished data were not included.

Types of participants

Only studies of adult participants with established postoperative pain of moderate to severe intensity were included.

Types of interventions

Studies were included if they contained a treatment group allocated to either dextropropoxyphene alone or a combination of dextropropoxyphene plus paracetamol. Treatments and placebo were administered orally.

Types of outcome measures

The derived pain relief outcomes used were TOTPAR (total pain relief) or SPID (summed pain intensity difference) over four to six hours or sufficient data provided to allow their calculation. The pain measures used for the calculation of TOTPAR or SPID were the five point pain relief (PR) scale with standard or comparable wording (none, slight, moderate, good, complete) or the four point pain intensity (PI) scale (none, mild, moderate, severe) or a visual analogue scale (VAS) for pain relief or pain intensity.

Also accepted were global evaluations of pain relief over four to six hours if measured on a five point scale by the participant and not the investigator. The data were extracted as dichotomous information (number of participants reporting good or excellent). The number of participants who remedicated in the period of four to eight hours was also used, and the median time to remedication, if information was available was also assessed.

Search methods for identification of studies

Electronic databases

The following electronic databases were searched:

Cochrane CENTRAL (Issue 2, 2004 for original review and Issue 4, 2007 for the update);

MEDLINE and Pre-MEDLINE from 1966 to July 1998 for the original review, and MEDLINE from January 1998 to December 2007 for the update;

EMBASE from 1980 to July 1998 for the original review and January 1998 to December 2007 for the update;

the Oxford Pain Relief database (handsearch records for the years 1954 to 1995 (Jadad 1996a).

The search for MEDLINE can be seen in Appendix 1 which was adapted to search other databases.

Reference lists of retrieved reports were also manually searched. Unpublished data were not sought.

Data collection and analysis

From each study we extracted: the number of participants treated, the mean TOTPAR or mean SPID, study duration, the dose of dextropropoxyphene and paracetamol where appropriate, and information on adverse effects. Mean TOTPAR and mean SPID values were converted to %maxTOTPAR or %maxSPID by division into the calculated maximum value (Cooper 1991). The following equations were used to estimate the proportion of participants achieving at least 50% maxTOTPAR (Moore 1997a; Moore 1997b):

Proportion with >50% maxTOTPAR = $1.33 \times \text{mean \%maxTOTPAR} - 11.5$

Proportion with >50% maxTOTPAR = $1.36 \times \text{mean \%maxSPID} - 2.3$

The proportions were converted to the number of participants achieving at least 50% maxTOTPAR by multiplying by the total number of participants in the treatment group. The number of participants with at least 50% maxTOTPAR was then used to calculate relative benefit and number-needed-to-treat-to-benefit (NNT).

Relative benefit (RB) and relative risk (RR) estimates with 95% confidence intervals (CI) were calculated using the fixed-effect model (Gardner 1986). Homogeneity was assumed when $P > 0.1$. A statistically significant benefit of active treatment over placebo was assumed when the lower limit of the 95% CI of the RB was >1 . A statistically significant benefit of placebo over active treatment was assumed when the upper limit of the 95% CI of the RB was <1 . NNT and number-needed-to-treat-to-harm (NNH) with 95% CI were calculated (Cook 1995). The CI includes no benefit of one treatment over the other when the upper limit is represented as infinity. Calculations were performed using Excel v 5.0 on a Macintosh Performa 6320.

Dextropropoxyphene is available as either a hydrochloride or napsylate salt. Equivalent molar doses are 65 mg of dextropropoxyphene hydrochloride and 100 mg of dextropropoxyphene napsylate. We did not distinguish between the different salts, other than to combine equivalent doses of dextropropoxyphene base.

RESULTS

Description of studies

One hundred and thirty two published studies were identified from the search as potential single dose RCTs. Two could not be obtained through either Oxford University Library or the British Library and attempts to contact the authors were unsuccessful. Five citations obtained from reference lists of the retrieved studies could not be traced by the British Library. Of the 125 retrieved studies 34 were not RCTs, 21 were not postoperative pain models

or included other pain conditions, 27 were not placebo controlled, in five dextropropoxyphene was administered but was not the intervention being investigated, one was a preliminary report of a trial in progress which contained no data, one was an abstract and one was intra-muscular administration.

Of the 35 RCTs that were placebo controlled 23 were excluded. In 16 studies participants did not have baseline pain of at least moderate severity. This is methodologically important as testing the intervention on participants with established pain ensures adequate sensitivity (Lasagna 1962). In six studies pain outcome measurements other than those described in the selection criteria were used. As the method for generating dichotomous data has only been verified for the most commonly used pain scales (those described in the selection criteria) applied over four to six hours, other outcome measurements cannot be legitimately used with this technique. One study was not double-blind. The data from one study was duplicated and therefore added to the primary study which was Moore 1997. Eleven reports met our inclusion criteria and were included in the analysis.

Risk of bias in included studies

Each report was independently scored for quality by two of the review authors using a three-item scale with a maximum score of five (see below) (Jadad 1996b); all of the review authors then met to agree upon a 'consensus' score for each report.

The quality scores for individual studies are reported in the notes section of the 'Characteristics of included studies' table. These scores were not used to weight the results in any way.

The scale used is as follows:

Is the study randomised? If yes - 1 point

Is the randomisation procedure reported and is it appropriate? If yes add 1 point, if no deduct 1 point

Is the study double blind? If yes add 1 point

Is the double blind method reported and is it appropriate? If yes add 1 point, if no deduct 1 point

Are the reasons for patient withdrawals and dropouts described? If yes add 1 point

Effects of interventions

Dextropropoxyphene versus placebo

Six studies compared dextropropoxyphene hydrochloride 65 mg (214 participants) with placebo (226 participants), and one study also compared a dose of 130 mg (25 participants) with placebo (25 participants). Two studies (Berry 1975; Bloomfield 1980) investigated postpartum pain (episiotomy), one pain following peridontal surgery (Cooper 1986), one post-urogenital surgery (Coutinho 1976), one post-gynaecological surgery (Van Staden 1971), and one after various surgical interventions (Trop 1979).

The placebo response rate (the proportion of participants experiencing at least 50% pain relief with placebo) varied between 4 and 76%. The dextropropoxyphene response rate (the proportion of participants experiencing at least 50% pain relief with dextropropoxyphene) varied between 19 and 84%. Dextropropoxyphene 65 mg was significantly different from placebo, RB 1.5 (1.2 to 1.9).

For a single dose of dextropropoxyphene 65 mg the NNT was 7.7 (4.6 to 22) for at least 50% pain relief over a period of four to six hours compared with placebo for pain of moderate to severe intensity. One study (Trop 1979) used a dose of 130 mg of dextropropoxyphene (25 participants). The RB estimate for dextropropoxyphene 130 mg compared with placebo was 10 (1.4 to 72) and the NNT was 2.8 (1.8 to 6.5) for at least 50% relief of pain of moderate to severe intensity over a period of five hours compared with placebo.

There was no significant difference between the proportion of participants re-medicating within four to eight hours with dextropropoxyphene 65 mg (35%) and placebo (43%), RR 0.8 (0.7 to 1.03).

Adverse effects:

Details of adverse effects are given in the notes section of the 'Characteristics of included studies' table. No participants withdrew as a result of adverse effects. All were reported as transient and of mild to moderate severity. One study reported no adverse effects with either placebo or active treatment (Berry 1975).

In one study the authors reported both dextropropoxyphene 65 mg and 130 mg to have a significantly higher incidence of 'grogginess', 'sleepiness', and 'light-headedness' than placebo ($P = 0.05$) (Trop 1979). However, pooled data from the four studies reporting either drowsiness, sleepiness or somnolence (Bloomfield 1980; Cooper 1986; Coutinho 1976; Trop 1979) showed no significant difference in incidence between dextropropoxyphene 65 mg (18/115) and placebo (15/121), with a RR of 1.3 (0.7 to 2.2). No other study reported light-headedness or 'grogginess' in the dextropropoxyphene group.

Dextropropoxyphene plus paracetamol versus placebo

Four studies compared dextropropoxyphene napsylate 100 mg plus paracetamol 650 mg with placebo, and one used dextropropoxyphene hydrochloride 65 mg plus paracetamol 650 mg. A total of 478 participants received dextropropoxyphene plus paracetamol, and 485 participants received placebo. Two studies (Cooper 1980; Cooper 1981) looked at pain following dental surgery (impacted third molar), two (Evans 1982; Honig 1981) post-orthopaedic surgery, and one (Moore 1997) pain following both dental and general surgery (abdominal, orthopaedic and gynaecological).

One study (Moore 1997) was a meta-analysis of individual patient data from 18 original studies providing dichotomous information (the number of participants achieving at least 50% maxTOTPAR). Eight of these studies investigated dextropropoxyphene napsylate 100 mg plus paracetamol 650 mg; one of these eight studies had

been published separately by Sunshine et al and was added as a secondary study to Moore 1997.

The placebo response rate varied between 6% and 27%. The dextropropoxyphene plus paracetamol response rate varied between 25% and 57%. Dextropropoxyphene (65 mg hydrochloride or 100 mg napsylate) plus paracetamol 650 mg was significantly superior to placebo, relative benefit 2.5 (2.0 to 3.2). For a single dose of dextropropoxyphene (65 mg hydrochloride or 100 mg napsylate) plus paracetamol 650 mg the NNT was 4.4 (3.5 to 5.6) for at least 50% pain relief over four to six hours compared with placebo for pain of moderate to severe intensity.

Significantly fewer participants re-medicated within four to eight hours with dextropropoxyphene 65 mg combined with paracetamol 650 mg (34%) than with placebo (57%), RR 0.7 (0.5 to 0.8).

Adverse effects

Details of adverse effects are given in the notes section of the 'Characteristics of included studies' table. No participants withdrew as a result of adverse effects and all were reported as transient and of mild to moderate severity. One study (Honig 1981) did not give details of adverse effects but reported that there was no significant difference between active and placebo groups. The individual patient meta-analysis (Moore 1997) pooled data on adverse effects from all 18 placebo groups; 714 participants received placebo. Where possible the NNH has been calculated. This is the number of participants who need to receive the treatment in order for one of them to suffer the adverse event.

Three studies reported the incidence of drowsiness or somnolence (Cooper 1980; Cooper 1981; Moore 1997). The pooled data indicated a significantly higher incidence of drowsiness and somnolence in the dextropropoxyphene combination group (57/405) than in the placebo group (55/799), with a RR of 2.1 (1.5 to 2.9) and a NNH of 14 (9.1 to 30).

Four studies reported dizziness (Cooper 1980; Cooper 1981; Evans 1982; Moore 1997). Pooled data indicated a significantly higher incidence of dizziness with dextropropoxyphene plus paracetamol (17/428) compared with placebo (16/829), with a RR of 2.2 (1.1 to 4.3) and NNH of 50 (24 to infinity).

Four studies reported the incidence of headache (Cooper 1980; Cooper 1981; Evans 1982; Honig 1981). The pooled data showed dextropropoxyphene plus paracetamol (14/435) to have a significantly lower incidence of headache than placebo (51/829), with a RR of 0.5 (0.3 to 0.9) and number-needed-to-harm of -33 (-170 to -19).

Three studies reported the incidence of nausea (Cooper 1980; Cooper 1981; Moore 1997). Pooled data showed no significant difference with dextropropoxyphene plus paracetamol (12/405) than with placebo (33/799), RR 0.7 (0.4 to 1.4).

Vomiting was reported in one study (Moore 1997). The incidence of vomiting with dextropropoxyphene plus paracetamol (2/323) was not significantly different from placebo (6/714), RR 1.4 (0.3 to 6.7).

DISCUSSION

For a single dose of dextropropoxyphene 65 mg the NNT was 7.7 (4.6 to 22) for at least 50% pain relief compared with placebo. This means that one in every eight participants with pain of moderate to severe intensity would experience at least 50% pain relief with dextropropoxyphene hydrochloride 65 mg who would not have done so with placebo. The equivalent NNT for a single dose of dextropropoxyphene (65 mg hydrochloride or 100 mg napsylate) plus paracetamol 650 mg was 4.4 (3.5 to 5.6), indicating higher efficacy. The CIs of the NNT for dextropropoxyphene alone and for the combination with paracetamol overlapped.

For a single dose of dextropropoxyphene 130 mg the NNT was 2.8 (1.8 to 6.5). This difference in NNTs appears to show a dose response for dextropropoxyphene. However, given the overlapping CIs and the very small number of participants in the dextropropoxyphene 130 mg trial (50) this conclusion is not robust.

It was surprising that there were so few eligible randomised studies comparing either dextropropoxyphene alone or in combination with paracetamol against placebo considering the background of ten million prescriptions in 1996 in the UK for combinations with paracetamol. This probably reflects the fact that many of the studies were performed over 20 years ago when the now well established and validated methodology for single dose analgesic trials was still being developed.

A rank order of single dose analgesic efficacy in postoperative pain of moderate to severe intensity was presented previously (Collins 1998a). The additional information came from systematic reviews of single dose studies of a wide range of analgesics tested in postoperative pain which used a similar method (Collins 1998b; Moore 1997; Moore 1997c). The only analgesic whose 95% CIs does not overlap the lower limit CI for the dextropropoxyphene plus paracetamol combination was ibuprofen 400 mg (CI 2.5 to 3.0), which has a lower (better) NNT of 2.7. However, as some patients cannot be prescribed NSAIDs it may be more appropriate to compare dextropropoxyphene with tramadol or a combination of paracetamol and codeine. The dextropropoxyphene plus paracetamol (65 mg/650 mg) combination has a slightly lower NNT than that for tramadol 100 mg (NNT 4.8 (3.8 to 6.1)), although the CIs overlap substantially. Paracetamol 650 mg with codeine 60 mg has a lower NNT than both (NNT 3.6 (2.9 to 4.5)) with less overlap of the CIs.

With dextropropoxyphene with and without paracetamol, about 35% of participants re-medicated within four to eight hours. With placebo, the percentage re-medication was higher at 43% and 57% respectively. For the latter, but not the former, the difference achieved statistical significance. It is possible that, with more comparative information for other analgesics, and especially with reporting at the level of the individual patient, more and better outcomes can be found, one of which is likely to be re-medication time or percentage (Moore 2005).

A single dose of dextropropoxyphene plus paracetamol (65 mg/650 mg) showed a significantly higher incidence of central nervous system adverse effects (somnolence, dizziness) than placebo. The same dose of paracetamol when combined with codeine 60 mg also showed a significantly higher incidence of dizziness and drowsiness than placebo, NNH of 25 (7.7 to 257) and 10 (4.6 to 31) respectively. These adverse effects have also been shown for tramadol 100 mg with a lower (worse) NNH for both dizziness (NNH 13 (9 to 20)) and somnolence (NNH 9 (6 to 13)) (Moore 1997). Tramadol 100 mg also showed a significantly higher incidence of nausea and vomiting than placebo. Nausea and vomiting were reported with both paracetamol combinations (dextropropoxyphene 65 mg or codeine 60 mg) but the incidence for either combination was not significantly different from placebo.

The combination of dextropropoxyphene 65 mg with paracetamol 650 mg showed similar efficacy to tramadol 100 mg for single dose studies in postoperative pain but the combination had a lower incidence of adverse effects. The same dose of paracetamol in combination with 60 mg codeine appears more effective, but with the slight overlap in the 95% CIs this conclusion is not robust. The two paracetamol combinations could not be separated for adverse effects as the NNH CIs for both dizziness and drowsiness/somnolence overlap considerably.

AUTHORS' CONCLUSIONS

Implications for practice

Dextropropoxyphene is not particularly effective on its own in single dose postoperative use. It is far more commonly used in combination with paracetamol and our results support the assertion that this provides more effective analgesia. However, evidence produced by the same methodology suggests that ibuprofen 400 mg provides better analgesia for postoperative pain than the paracetamol/dextropropoxyphene combination. In some parts of the world limitations on prescribing make dextropropoxyphene increasingly difficult to obtain.

Implications for research

Dextropropoxyphene alone and in combination with paracetamol was previously extensively used. One of the major problems with reviewing such well established interventions is that the original studies may predate the development of validated analgesic trial methodology. However, a quantitative assessment of these interventions is required as a comparison for novel analgesics. Potentially more evidence may be produced by using the combination as the 'gold standard' analgesic in RCTs of new interventions. It is unlikely that new studies in acute pain will feature dextropropoxyphene alone or in combination with paracetamol, and there does not appear to be any pressing need for new studies because there are many alternative analgesics now available.

The combination of dextropropoxyphene with paracetamol has been widely used in chronic pain. Although results from single dose studies usually translate reasonably well to multiple dose situations, a method needs to be developed to quantitatively assess both efficacy and adverse effects in prolonged usage.

ACKNOWLEDGEMENTS

We would like to thank Eija Kalso, Pascale Picard, Tomohide Suzuki and Martin Tramèr for translating studies.

REFERENCES

References to studies included in this review

Berry 1975 *{published data only}*

Berry FN, Miller JM, Levin HM, Bare WW, Hopkinson JH, Feldman AJ. Relief of severe pain with acetaminophen in a new dose formulation versus propoxyphene hydrochloride 65mg and placebo: a comparative double blind study. *Current Therapeutic Research* 1975;**17**(4):361–8.

Bloomfield 1980 *{published data only}*

Bloomfield SS, Barden TP, Mitchell J. Nefopam and propoxyphene in episiotomy pain. *Clinical Pharmacology and Therapeutics* 1980;**27**(4):502–7.

Cooper 1980 *{published data only}*

Cooper SA. Double-blind comparison of zomepirac sodium, propoxyphene/acetaminophen, and placebo in the treatment of oral surgical pain. *Current Therapeutic Research* 1980;**28**(5):630–8.

Cooper 1981 *{published data only}*

Cooper SA, Breen JF, Giuliani RL. The relative efficacy of indoprofen compared with opioid-analgesic combinations. *Journal of Oral Surgery* 1981;**39**(1):21–5.

Cooper 1986 *{published data only}*

Cooper SA, Wagenberg B, Zissu J, Kruger GO, Reynolds DC, Gallegos LT, et al. The analgesic efficacy of Suprofen in periodontal and oral surgical pain. *Pharmacotherapy* 1986;**6**(5):267–76.

Coutinho 1976 *{published data only}*

Coutinho A, Bonelli J, Nanci de Carvalho P. A double-blind study of the analgesic effects of fentanyl, codeine, aspirin, propoxyphene and placebo. *Current Therapeutic Research* 1976;**19**(1):58–65.

Evans 1982 *{published data only}*

Evans PJD, McQuay HJ, Rolfe M, Sullivan G, Bullingham RES, Moore RA. Zomepirac, placebo and paracetamol/dextropropoxyphene combination compared in orthopaedic postoperative pain. *British Journal of Anaesthesia* 1982;**54**(9):927–33.

Honig 1981 *{published data only}*

Honig S, Murray KA. Postsurgical pain: zomepirac sodium, propoxyphene/acetaminophen combination, and placebo. *Journal of Clinical Pharmacology* 1981;**21**(10):443–8.

Moore 1997 *{published data only}*

* Moore RA, McQuay HJ. Single-patient data meta-analysis of 3453 postoperative patients: oral tramadol versus placebo, codeine and combination analgesics. *Pain* 1997;**69**(3):287–94.
Sunshine A, Olson NZ, Zigelboim I, DeCastro, Minn FL. Analgesic oral efficacy of tramadol hydrochloride in postoperative pain. *Clinical Pharmacology and Therapeutics* 1992;**51**(6):740–6.

Trop 1979 *{published data only}*

Trop D, Kenny L, Grad BR. Comparison of nefopam hydrochloride and propoxyphene hydrochloride in the treatment of postoperative pain. *Canadian Anaesthetist's Society Journal* 1979;**26**(4):296–304.

Van Staden 1971 *{published data only}*

Van Staden MJ. The use of Glifanin in postoperative pain. *South African Medical Journal* 1971;**45**(43):1235–7.

References to studies excluded from this review

Berdon 1964 *{published data only}*

Berdon JK, Strahan JD, Mirza KB, Wade B. The effectiveness of dextropropoxyphene hydrochloride in the control of pain after periodontal surgery. *Journal of Periodontology* 1964;**35**:106–11.

Chilton 1961 *{published data only}*

Chilton NW, Lewandowski A, Cameron JR. Double blind evaluation of a new analgesic agent in postextraction pain. *The American Journal of the Medical Sciences* 1961;**242**:702–6.

Finch 1971 *{published data only}*

Finch JS, DeKornfeld TJ. Clonixin: a clinical evaluation of a new oral analgesic. *The Journal of Clinical Pharmacology and New Drugs* 1971;**11**(5):371–7.

- Forbes 1982** *{published data only}*
Forbes JA, Foor VM, Bowser MW, Calderazzo JP, Shackelford RW, Beaver WT. A 12-hour evaluation of the analgesic efficacy of Diflunisal, propoxyphene, a propoxyphene-acetaminophen combination and placebo in postoperative oral surgery pain. *Pharmacotherapy* 1982;**2**(1):43–9.
- Gruber 1977** *{published data only}*
Gruber CM Jr. Codeine and propoxyphene in postepisiotomy pain. A two dose evaluation. *The Journal of the American Medical Association* 1977;**237**(25):2734–5.
- Hellem 1979** *{published data only}*
Hellem S, Persson G, Freiberg N, Nord PG, Gustafsson B, Huitfeldt B. A model for evaluating the analgesic effect of a new fixed ratio combination analgesic in patients undergoing oral surgery. *International Journal of Oral Surgery* 1979;**8**(6):435–42.
- Hopkinson 1973** *{published data only}*
* Hopkinson JH, Bartlett FHJr, Steffens AO, McGlumphy TH, Macht EL, Smith M. Acetaminophen versus propoxyphene hydrochloride for relief of pain in episiotomy patients. *The Journal of Clinical Pharmacology* 1973;**13**(7):251–63.
- Hopkinson 1976** *{published data only}*
Hopkinson JH, Blatt G, Cooper M, Levin HM, Berry FN, Cohn H. Effective pain relief: comparative results with acetaminophen in a new dose formulation, propoxyphene napsylate acetaminophen combination, and placebo. *Current Therapeutic Research* 1976;**19**(6):622–30.
- Hopkinson 1980** *{published data only}*
Hopkinson JH. Ibuprofen versus propoxyphene hydrochloride and placebo in the relief of postepisiotomy pain. *Current Therapeutic Research* 1980;**27**(1):55–63.
- Liashek 1987** *{published data only}*
Liashek PJr, Desjardins PJ, Triplett RG. Effect of pretreatment with acetaminophen propoxyphene for oral surgery pain. *Journal of Oral Maxillofacial Surgery* 1987;**45**(2):99–103.
- Petti 1985** *{published data only}*
Petti A. Postoperative pain relief with pentazocine and acetaminophen: comparison with other analgesic combinations and placebo. *Clinical Therapeutics* 1985;**8**(1):126–33.
- Prockop 1960** *{published data only}*
Prockop LD, Eckenhoff JE, McElroy RC. Evaluation of dextropropoxyphene, codeine and acetylsalicylic compound. *Journal of Obstetrics and Gynecology* 1960;**16**:113–8.
- Reiss 1961** *{published data only}*
Reiss R, Aufses AH. Dextropropoxyphene versus meperidine; an evaluation of analgesic activity of these hydrochlorides in postoperative patients. *Archives of Surgery* 1961;**62**:429–31.
- Rejman 1967** *{published data only}*
Rejman F, Mattsson T. The effects of Doleron in postoperative pain [Doleron postoperatiivisissa kivuisissa]. *Duodecim: Laaketieteellinen Aikakauskirja* 1967;**83**(24):1427–34.
- Sadove 1961** *{published data only}*
Sadove MS, Schiffrin MJ, Ali SM. A controlled study of codeine, dextropropoxyphene and RO 4-1778/1. *The American Journal of the Medical Sciences* 1961;**241**:103–8.
- Scopp 1967** *{published data only}*
Scopp IW, Morgan FH, Gillette WB, Fredrics HJ, Peskin MJ, Kleinman D. Dialog. A double-blind clinical study of Dialog, Darvon and a placebo in the management of postoperative dental pain. *Journal of Oral Therapeutics and Pharmacology* 1967;**4**:123–7.
- Shiba 1972** *{published data only}*
Shiba R, Nakajo N, Goto S, Kodama H. [Analgesic effects of d propoxyphene napsylate for the pain following tooth extraction comparison of Sedes and placebo in the double blind study]. *Masui. The Japanese Journal of Anesthesiology* 1972;**21**(1):32–9.
- Smith 1975** *{published data only}*
Smith MT, Levin HM, Bare WW, Berry FN, Miller JM. Acetaminophen extra strength capsules versus propoxyphene compound 65 versus placebo: a double blind study of effectiveness and safety. *Current Therapeutic Research* 1975;**17**(5):452–9.
- Valentine 1959** *{published data only}*
Valentine G, Martin SJ. D-Propoxyphene hydrochloride (Darvon) in preanesthetic and postanesthetic management. *Anesthesia and Analgesia* 1959;**38**(1):50–5.
- Van Bergen 1960** *{published data only}*
Van Bergen WS, North WC, Karp M. Effect of dextropropoxyphene, meperidine, and codeine on postoperative pain. *The Journal of the American Medical Association* 1960;**172**(13):1372–5.
- Winter 1973** *{published data only}*
Winter L Jr, Calman HI, Caruso WA, Post A. A double blind comparison of ethoheptazine citrate, propoxyphene hydrochloride, and placebo. *Current Therapeutic Research* 1973;**15**(7):383–90.
- Winter 1978** *{published data only}*
Winter LJr, Bass E, Recant B, Cahaly JF. Analgesic activity of ibuprofen (Motrin) in postoperative oral surgical pain. *Oral Surgery, Oral Medicine, and Oral Pathology* 1978;**45**(2):159–66.
- Young 1978** *{published data only}*
Young RES. A two-dose evaluation of propoxyphene napsylate and codeine in postoperative pain. *Current Therapeutic Research* 1978;**24**(5):495–502.

Additional references

- Bruster 1994**
Bruster S, Jarman B, Bosanquet N, Weston D, Erens R, Delbanco TL. National survey of hospital patients. *British Medical Journal* 1994;**309**(6968):1542–6.
- Collins 1998b**
Collins SL, Moore RA, McQuay HJ, Wiffen PJ. Oral ibuprofen and diclofenac in postoperative pain: a

- quantitative systematic review. *European Journal of Pain* 1998;**2**:285–91.
- Cook 1995**
Cook RJ, Sackett DL. The number needed to treat: a clinically useful measure of treatment effect. *British Medical Journal* 1995;**310**:452–4.
- Cooper 1991**
Cooper SA. Single-dose analgesic studies: the upside and downside of assay sensitivity. In: Max MB, Portenoy RK, Laska EM editor(s). *The Design of Analgesic Clinical Trials (Advances in Pain Research and Therapy Vol. 18)*. New York: Raven Press, 1991:117–124.
- Gardner 1986**
Gardner MJ, Altman DG. Confidence intervals rather than p values: estimation rather than hypothesis testing. *British Medical Journal* 1986;**292**:746–50.
- GSS 1996**
Government Statistical Service. *Prescription Cost Analysis for England 1995*. London: Department of Health, 1996.
- Jadad 1996a**
Jadad AR, Carroll D, Moore RA, McQuay HJ. Developing a database of published reports of randomised clinical trials in pain research. *Pain* 1996;**66**:239–46.
- Jadad 1996b**
Jadad AR, Moore RA, Carroll D, Jenkinson C, Reynolds DJM, Gavaghan DJ, McQuay HJ. Assessing the quality of reports of randomized clinical trials: is blinding necessary?. *Controlled Clinical Trials* 1996;**17**:1–12.
- Lasagna 1962**
Lasagna L. The psychophysics of clinical pain. *Lancet* 1962;**2**:572–5.
- Moore 1996**
Moore RA, McQuay HJ, Gavaghan D. Deriving dichotomous outcome measures from continuous data in randomised controlled trials of analgesics. *Pain* 1996;**66**(2-3):229–37.
- Moore 1997a**
Moore RA, McQuay HJ, Gavaghan D. Deriving dichotomous outcome measures from continuous data in randomised controlled trials of analgesics: Verification from independent data. *Pain* 1997;**69**(1-2):127–30.
- Moore 1997b**
Moore RA, Moore O, McQuay HJ, Gavaghan D. Deriving dichotomous outcome measures from continuous data in randomised controlled trials of analgesics: Use of pain intensity and visual analogue scales. *Pain* 1997;**69**(3):311–5.
- Moore 1997c**
Moore RA, Collins SL, Carroll D, McQuay HJ. Paracetamol with and without codeine in acute pain: a quantitative systematic review. *Pain* 1997;**70**:193–201.
- Moore 2005**
Moore RA, Edwards JE, McQuay HJ. Acute pain: Individual patient meta-analysis shows the impact of different ways of analysing and presenting results. *Pain* 2005;**116**:322–31.

References to other published versions of this review

- Collins 1998a**
Collins SL, Edwards J, Moore RA, McQuay HJ. Single dose dextropropoxyphene in postoperative pain: a quantitative systematic review. *European Journal of Clinical Pharmacology* 1998;**54**:107–12.
- McQuay 1998**
McQuay HJ, Moore RA. *An Evidence-Based Resource for Pain Relief*. Oxford: Oxford University Press, 1998.
- * Indicates the major publication for the study

CHARACTERISTICS OF STUDIES

Characteristics of included studies *[ordered by study ID]*

Berry 1975

Methods	RCT, Double blind, single oral dose, parallel groups. Assessed by observer in hospital at 1/2, 1 hr, then hourly for 4 hrs. Medication taken when pain was of moderate to severe intensity	
Participants	Postpartum pain (episiotomy) n=225 Age: 15-39	
Interventions	Dextropropoxyphene HCl 65 mg, n=73 Placebo, n=76	
Outcomes	PI (4 point scale) standard PR (5 point scale) non-standard Global evaluation (good or excellent): Dextropropoxyphene 26/73 Placebo 18/76 r	
Notes	Patients were allowed to re-medicate "after a reasonable amount of time". No adverse effects were reported with either active treatment or placebo. 225 patients data analysed. No details given of withdrawals or dropouts. QS = 3	
<i>Risk of bias</i>		
Bias	Authors' judgement	Support for judgement
Allocation concealment?	Low risk	A - Adequate

Bloomfield 1980

Methods	RCT, Double blind, single oral dose, parallel groups. Assessed, in hospital, by same nurse observer at 0, 1/2, 1 hr then hourly for 6 hours. Medication taken when pain of moderate to severe intensity	
Participants	Postpartum pain (episiotomy) n = 100 Age: adult	
Interventions	Dextropropoxyphene HCl 65 mg, n = 25 Placebo, n = 25	
Outcomes	PI (4 point scale) standard PR not measured Dextropropoxyphene was not significantly better than placebo at the 10% probability level SPID at 6 hours: Dextropropoxyphene = 9.32 Placebo = 8.12	

Bloomfield 1980 (Continued)

Notes	<p>If patients re-medicated they were withdrawn from the study. Subsequent PR readings were set to the pre-treatment score.</p> <p>100 patients data were analysed. 6 withdrew: either no pain relief or patients re-medicated</p> <p>No serious adverse effects were reported & no patients withdrew as a result</p> <p>Dextropropoxyphene: 6/25 patients reported 12 adverse events</p> <p>Placebo: 9/25 patients reported 9 adverse events</p> <p>QS = 3</p>
-------	---

Risk of bias

Bias	Authors' judgement	Support for judgement
Allocation concealment?	Low risk	A - Adequate

Cooper 1980

Methods	RCT, Double blind, single oral dose, parallel groups, mostly local anaesthetic. Self-assessed at 0, 1 hr then hourly for 4 hrs. Medication given when pain of moderate to severe intensity
Participants	Dental surgery n = 179 Age: Adult
Interventions	Dextropropoxyphene napsylate 100 mg + paracetamol 650 mg, n = 40 Placebo, n = 48
Outcomes	<p>PI (4 point scale) standard</p> <p>PR (5 point scale) standard</p> <p>Global evaluation by patient (5 point scale) at 4 hrs</p> <p>Combination of dextropropoxyphene with paracetamol was significantly better than placebo for SPID and TOTPAR (P < 0.05).</p> <p>4 hr TOTPAR: Dextropropoxyphene + paracetamol: 5.65 Placebo: 4.17</p>
Notes	<p>Did not state when re-medication allowed. If re-medicated last PR and PI score before re-medication were used for all further time points.</p> <p>179 patients data were analysed. No withdrawals were reported.</p> <p>No serious adverse events reported & no patients withdrew as a result.</p> <p>Dextropropoxyphene + paracetamol: 10/40 patients reported 13 adverse events.</p> <p>Placebo: 13/48 patients reported 17 adverse events.</p> <p>QS = 3</p>

Risk of bias

Bias	Authors' judgement	Support for judgement
Allocation concealment?	Low risk	A - Adequate

Cooper 1981

Methods	RCT, Double blind, single oral dose, parallel groups, general or local anaesthetic. Self-assessed at home at 0, 1 hr then hourly for 4 hours. Medication given when pain of moderate to severe intensity	
Participants	Dental surgery n = 248 Age: Adult	
Interventions	Dextropropoxyphene napsylate 100 mg + paracetamol 650 mg, n = 42 Placebo, n = 37	
Outcomes	PI (4 point scale) standard PR (5 point scale) standard Global evaluation by patient (5 point scale) at 4 hrs Combination of dextropropoxyphene with paracetamol was significantly better than placebo for SPID and TOTPAR (P < 0.001). 4 hr TOTPAR: Dextropropoxyphene + paracetamol: 8.31 Placebo: 3.38	
Notes	Remedication allowed at > 1 hr; if re-medicated before patient withdrawn from study. If re-medicated after PR recorded as 0, and last PI score prior to re-medication taken for all further time points. 200 patients data were analysed. 48 excluded: 31 violated protocol, 17 did not take medication. No serious adverse events were reported & no patients withdrew as a result. Dextropropoxyphene + paracetamol: 5/42 patients reported 5 adverse events. Placebo: 4/37 patients reported 5 adverse events. QS = 4	
Risk of bias		
Bias	Authors' judgement	Support for judgement
Allocation concealment?	Low risk	A - Adequate

Cooper 1986

Methods	RCT, Double blind, single oral dose, parallel groups, local anaesthetic. Self-assessed at 0, 1/2, 1 hr then hourly for 6 hours. Medication taken when pain of moderate to severe intensity	
Participants	Periodontal surgery n = 301 Age: adult	
Interventions	Dextropropoxyphene HCl 65 mg, n = 50 Placebo, n = 56	
Outcomes	PI (4 point scale) standard PR (5 point scale) standard Global evaluation by patient at 6 hrs (5 point)	

Cooper 1986 (Continued)

	Dextropropoxyphene was significantly better than placebo (P < 0.1) TOTPAR at 6 hrs: Dextropropoxyphene: 7.7 Placebo: 5.2	
Notes	<p>Remedication allowed after 1 hour. Last score prior to remedication was used for the duration of the study. 212 patients data were analysed. 91 excluded:</p> <p>48 did not medicate, 17 missed readings, 9 lost to follow-up, 4 remedicated at < 1 hour, 3 remedicated with slight pain, 4 uninterpretable data, 2 took other medication, 2 did not receive study medicine, 1 lost form.</p> <p>No serious adverse effects were reported & no patients withdrew as a result.</p> <p>Dextropropoxyphene: 10/50 patients reported 10 adverse effects</p> <p>Placebo: 5/56 patients reported 5 adverse events</p> <p>QS = 5</p>	
Risk of bias		
Bias	Authors' judgement	Support for judgement
Allocation concealment?	Low risk	A - Adequate

Coutinho 1976

Methods	RCT, Double blind, single oral dose, parallel groups, local anaesthetic. Assessed by observer at 0, 1/2, 1 hr then hourly for 5 hours. Medication taken when pain of moderate to severe intensity	
Participants	Urogenital surgery n = 90 (30 relevant patients) Age: adult	
Interventions	Dextropropoxyphene HCl 65 mg, n = 15 Placebo, n = 15	
Outcomes	<p>PI (4 point scale) standard</p> <p>PR (5 point scale) nonstandard</p> <p>Dextropropoxyphene was not significantly better than placebo (P not given)</p> <p>Mean SPID @ 5 hrs: Dextropropoxyphene :4.5 Placebo: 3.3</p>	
Notes	<p>Remedication allowed at 4 hours if no pain relief. If remedicated before 4 hours patients were withdrawn from the study.</p> <p>There were no exclusions or withdrawals.</p> <p>No serious adverse effects were reported & no patients withdrew as a result.</p> <p>Dextropropoxyphene: 1/15 patients reported 1 adverse event</p> <p>Placebo: 0/15</p> <p>QS = 4</p>	
Risk of bias		
Bias	Authors' judgement	Support for judgement

Coutinho 1976 (Continued)

Allocation concealment?	Low risk	A - Adequate
-------------------------	----------	--------------

Evans 1982

Methods	RCT, Double blind, single oral dose, parallel groups, general anaesthetic. Assessed by same nurse observer at 0, 1/2, 1 hr then hourly for 4 hrs. Medication given when pain of moderate to severe intensity	
Participants	Minor orthopaedic surgery n = 120 Age: Adult	
Interventions	Dextropropoxyphene HCl 65 mg + paracetamol 650 mg, n = 30 Placebo, n = 30	
Outcomes	PI (4 point scale) standard PR (5 point scale) standard Dextropropoxyphene + paracetamol was significantly better than placebo (P < 0.05) for TOTPAR 4 hr TOTPAR: Dextropropoxyphene + paracetamol: 7.37 Placebo: 4.70	
Notes	If remedicated before 4 hrs, last PI and PR score prior to remedication were used for all further time points. 120 participants data were analysed. No withdrawals were reported. No serious adverse events were reported & no patients withdrew as a result. Dextropropoxyphene + paracetamol: 16/30 patients reported 16 adverse events. Placebo: 13/30 patients reported 13 adverse events. QS = 3	

Risk of bias

Bias	Authors' judgement	Support for judgement
Allocation concealment?	Low risk	A - Adequate

Honig 1981

Methods	RCT, Double blind, single oral dose, parallel groups. Assessed by nurse observer at 0, 1/2, 1 hr then hourly for 6 hrs. Medication given when pain of moderate to severe intensity	
Participants	Postoperative - primarily orthopaedic surgery n = 196 Age: 19 - 74	
Interventions	Dextropropoxyphene napsylate 100 mg + paracetamol 650 mg, n = 50 Placebo, n = 48	

Honig 1981 (Continued)

Outcomes	PI (4 point scale) standard PR (5 point scale) nonstandard Global evaluation by patient at 5 hrs (5 point) Combination of dextropropoxyphene with paracetamol was significantly better than placebo ($P < 0.05$) for SPID & TOTPAR. 6 hr TOTPAR: Dextropropoxyphene + paracetamol: 8.04 Placebo: 5.49	
Notes	If patient re-medicated within 6 hrs patient's overall rating of the drug was taken at time of re-medication. 196 patients data were analysed. No withdrawals were reported. Authors did not give details of adverse events but reported that there was no significant difference between active and placebo groups. QS = 3	
Risk of bias		
Bias	Authors' judgement	Support for judgement
Allocation concealment?	Low risk	A - Adequate

Moore 1997

Methods	Individual patient data from 18 Double blind, RCTs. Study duration 8 hrs. Single oral dose, parallel groups. Medication was given when pain of moderate to severe intensity	
Participants	Dental + general surgery n = 638 Age: Adult	
Interventions	Dextropropoxyphene napsylate 100 mg + paracetamol 650 mg, n = 316 Placebo, n = 322	
Outcomes	Number of patients with at least 50% of maxTOTPAR Dextropropoxyphene napsylate 100 mg + paracetamol 650 mg, n = 112/316 Placebo, n = 41/322	
Notes	No re-medication, withdrawals or exclusions were reported. No serious adverse events were reported & no patients withdrew as a result. Dextropropoxyphene + paracetamol: 88/316 patients reported adverse events. Placebo: 66/322 patients reported adverse events. Significantly higher incidence of adverse events with active treatment than placebo for; Dizziness: RR 2.0 (1.1 - 4.0) Drowsiness/somnolence: RR 2.16 (1.5 - 3.2) QS = 4	
Risk of bias		
Bias	Authors' judgement	Support for judgement

Moore 1997 (Continued)

Allocation concealment?	Low risk	A - Adequate
-------------------------	----------	--------------

Trop 1979

Methods	RCT, Double blind, single oral dose, parallel groups, local anaesthetic. Assessed by observer at 0, 1/2, 1 hr then hourly for 5 hours. Medication taken when pain of moderate to severe intensity
Participants	Postoperative pain - various procedures n= 125 Age: 18 - 73
Interventions	Dextropropoxyphene HCl 65 mg, n = 25 Dextropropoxyphene HCl 130 mg, n = 25 Placebo, n = 25
Outcomes	PI (4 point scale) standard PR (5 point scale) standard Dextropropoxyphene 130 mg was significantly better than placebo (P < 0.01). SPID and TOTPAR given at 6 hours. TOTPAR: Dextropropoxyphene 65 mg: 8.54 Dextropropoxyphene 130 mg: 9.03 Placebo: 2.68
Notes	Did not state minimum time allowed for remedication. If remedicate last PR score before remedication was used for all further time points. 78 patients data were analysed. 47 were excluded due to "protocol violation". Authors reported a significant difference from placebo for CNS AEs (P= 0.05). None serious & no withdrawals. Dextropropoxyphene HCl 65 mg: 19/25 patients reported 27 adverse events. Dextropropoxyphene HCl 130 mg: 23/25 patients reported 34 adverse events. Placebo: 10/25 patients reported 12 adverse events. QS = 3

Risk of bias

Bias	Authors' judgement	Support for judgement
Allocation concealment?	Low risk	A - Adequate

Van Staden 1971

Methods	RCT, Double blind, crossover design, general anaesthetic. Self-assessed at 1 hour then hourly for 8 hrs. Medication given when pain of moderate to severe intensity
Participants	Gynaecological surgery n = 91 Age: adult

Van Staden 1971 (Continued)

Interventions	Dextropropoxyphene HCl 65 mg, n = 26 Placebo, n = 29	
Outcomes	PI (4 point scale) standard PR measured as PID (pain intensity difference) Dextropropoxyphene was not significantly better than placebo (P not given). SPID at 4 hrs: Dextropropoxyphene HCl 65 mg: 1.64 Placebo: 1.57	
Notes	Remedication allowed after 1 hour if no pain relief. PR scored as zero for all subsequent time points. 80 patients data were analysed. 11 excluded: 6 violated protocol, 2 vomited, 3 had insufficient pain. Authors reported a significant difference from placebo for CNS adverse events (P= 0.05). None serious & no withdrawals. Dextropropoxyphene HCl 65 mg: 19/25 patients reported 27 adverse events. Dextropropoxyphene HCl 130 mg: 23/25 patients reported 34 adverse events. Placebo: 10/25 patients reported 12 adverse events. QS = 4	
Risk of bias		
Bias	Authors' judgement	Support for judgement
Allocation concealment?	Low risk	A - Adequate

QS = quality score

PR - pain relief

PI - pain intensity

CNS - central nervous system

Characteristics of excluded studies [ordered by study ID]

Study	Reason for exclusion
Berdon 1964	Intervention given irrespective of baseline pain. Participants included children. Multiple dose regimen with no separate analysis of initial dose. 3 point pain and duration scales used after 48 hrs - not validated for the data extraction method used
Chilton 1961	Baseline pain of moderate to severe intensity not established, multiple doses of intervention taken 4 hourly "when necessary". Global evaluation of efficacy of first and subsequent doses estimated by patient 48 hrs after surgery on a binary scale (analgesia or no analgesia)
Finch 1971	Included patients with mild baseline pain. Non standard pain scale and calculation of results
Forbes 1982	Pain measured over 12 hours. Data presented as 12 hour SPID and TOTPAR. No other data given to allow calculation of values at 4 to 6 hours

(Continued)

Gruber 1977	Does not report whether the patients had pain of at least moderate intensity on entering the trial or the pain scales used
Hellem 1979	The first tablet was taken immediately after the dental surgery before the local anaesthetic had worn off. Therefore the included patients did not have established pain of at least moderate intensity
Hopkinson 1973	5 point pain intensity scale and 5 point pain relief scale (including “worse”) neither of which are validated for the data extraction method used. Global evaluation was the opinion of the investigators rather than the patient
Hopkinson 1976	5 point pain intensity scale and 5 point pain relief scale (including “worse”) neither of which are validated for the data extraction method used. Global evaluation was the opinion of the investigators rather than the patient
Hopkinson 1980	5 point pain intensity scale and 5 point pain relief scale (including “worse”) neither of which are validated for the data extraction method used. Global evaluation was the opinion of the investigators rather than the patient
Liashek 1987	First dose was administered pre-operatively, data was provided for the second dose which was administered when pain was at least moderate but as a cumulative effect cannot be ruled out data from second doses was not included in the analysis
Petti 1985	Only single blind
Prockop 1960	Analgesic regimen was prescribed as routine irrespective of baseline pain
Reiss 1961	Interventions administered irrespective of patient’s baseline pain; “469 capsules were given when patients were pain free”
Rejman 1967	Baseline pain levels were not defined, patient inclusion was based on the surgeon’s preoperative judgement as to whether the patient would require postoperative analgesia
Sadove 1961	Included patients with baseline pain defined as “slight”.
Scopp 1967	Included patients with mild baseline pain.
Shiba 1972	Included patients with light (mild) baseline pain. Also assessed patients 1 week after the study medication had been administered
Smith 1975	5 point pain intensity scale and 5 point pain relief scale (including “worse”) neither of which are validated for the data extraction method used. Global evaluation was the opinion of the investigators rather than the patient
Valentine 1959	Did not specify moderate to severe baseline pain. Used 3 point pain relief scales at unknown intervals to gauge outcome, therefore cannot extract any data
Van Bergen 1960	“No attempt was made to determine hourly pain scores.” Therefore no extractable data available. Also does not state the level of baseline pain
Winter 1973	Included patients with baseline pain of mild intensity.

(Continued)

Winter 1978	Did not state patients had baseline pain of at least moderate intensity. Also used 3 point pain relief scale not validated for the data extraction method
Young 1978	Included patients with mild to moderate baseline pain.

DATA AND ANALYSES

Comparison 1. Dextropropoxyphene HCl 65mg Vs Placebo

Outcome or subgroup title	No. of studies	No. of participants	Statistical method	Effect size
1 No. patients experiencing at least 50% pain relief (>50% maxTOTPAR)	6	440	Risk Ratio (M-H, Fixed, 95% CI)	1.48 [1.15, 1.90]
2 No. of patients requiring remedication within 4-8 hours	5	390	Risk Ratio (M-H, Fixed, 95% CI)	0.82 [0.66, 1.03]
3 No. patients reporting nausea as an adverse effect	3	211	Risk Ratio (M-H, Fixed, 95% CI)	1.88 [0.57, 6.16]
4 No. patients reporting headache as an adverse effect	2	156	Risk Ratio (M-H, Fixed, 95% CI)	1.76 [0.44, 6.99]
5 No. patients reporting drowsiness, sleepiness or somnolence as an adverse effect	4	236	Risk Ratio (M-H, Fixed, 95% CI)	1.22 [0.68, 2.20]

Comparison 2. Dextropropoxyphene HCl 130 mg Vs Placebo

Outcome or subgroup title	No. of studies	No. of participants	Statistical method	Effect size
1 No. patients experiencing at least 50% pain relief (>50% maxTOTPAR)	1	50	Risk Ratio (M-H, Fixed, 95% CI)	10.0 [1.38, 72.39]

Comparison 3. Dextropropoxyphene HCl 65mg + Paracetamol 650mg Vs Placebo

Outcome or subgroup title	No. of studies	No. of participants	Statistical method	Effect size
1 No. patients experiencing at least 50% pain relief (>50% maxTOTPAR)	5	963	Risk Ratio (M-H, Fixed, 95% CI)	2.52 [1.99, 3.20]
2 No. of patients requiring remedication within 4-8 hours	5	406	Risk Ratio (M-H, Fixed, 95% CI)	0.66 [0.54, 0.82]
3 No. patients reporting nausea as an adverse effect	3	1204	Risk Ratio (M-H, Fixed, 95% CI)	0.73 [0.37, 1.42]
4 No. patients reporting vomiting as an adverse effect	1	1037	Risk Ratio (M-H, Fixed, 95% CI)	0.74 [0.15, 3.63]

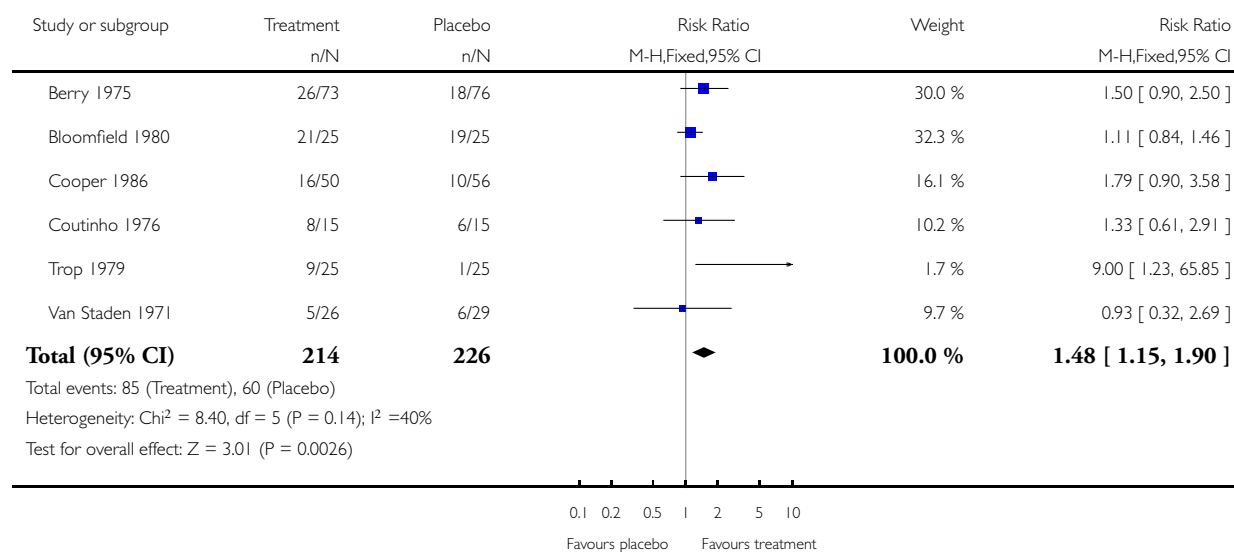
5 No. patients reporting dizziness as an adverse effect	4	1257	Risk Ratio (M-H, Fixed, 95% CI)	2.07 [1.06, 4.04]
6 No. patients reporting headache as an adverse effect	4	1264	Risk Ratio (M-H, Fixed, 95% CI)	0.49 [0.27, 0.88]
7 No. patients reporting drowsiness or somnolence as an adverse effect	3	1204	Risk Ratio (M-H, Fixed, 95% CI)	2.06 [1.46, 2.93]

Analysis 1.1. Comparison 1 Dextropropoxyphene HCl 65mg Vs Placebo, Outcome 1 No. patients experiencing at least 50% pain relief (>50% maxTOTPAR).

Review: Single dose oral dextropropoxyphene, alone and with paracetamol (acetaminophen), for postoperative pain

Comparison: 1 Dextropropoxyphene HCl 65mg Vs Placebo

Outcome: 1 No. patients experiencing at least 50% pain relief (>50% maxTOTPAR)

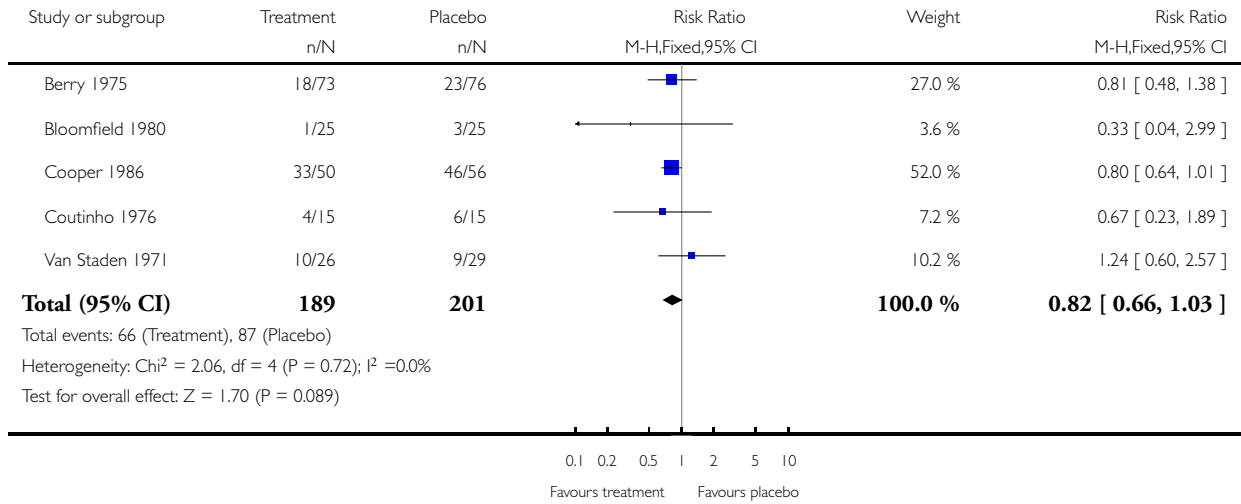


Analysis 1.2. Comparison 1 Dextropropoxyphene HCl 65mg Vs Placebo, Outcome 2 No. of patients requiring remedication within 4-8 hours.

Review: Single dose oral dextropropoxyphene, alone and with paracetamol (acetaminophen), for postoperative pain

Comparison: 1 Dextropropoxyphene HCl 65mg Vs Placebo

Outcome: 2 No. of patients requiring remedication within 4-8 hours

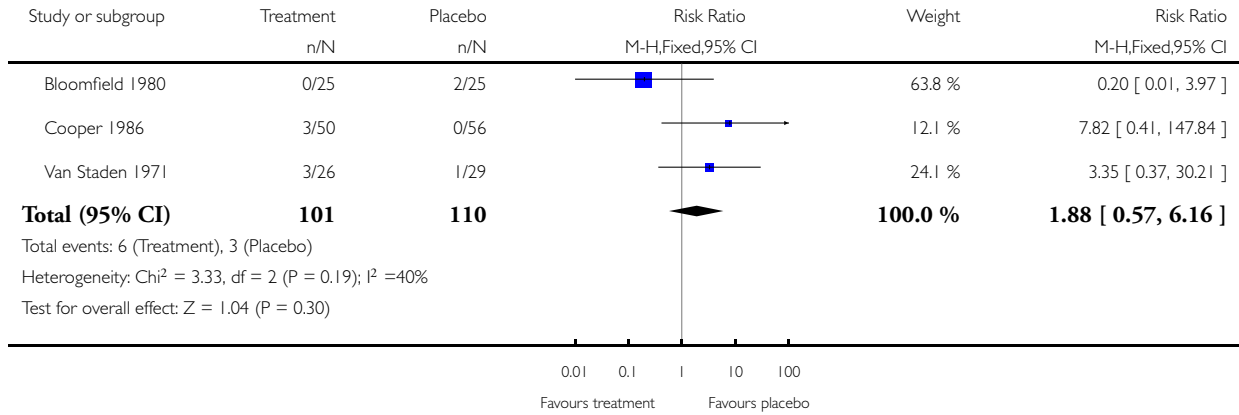


Analysis 1.3. Comparison 1 Dextropropoxyphene HCl 65mg Vs Placebo, Outcome 3 No. patients reporting nausea as an adverse effect.

Review: Single dose oral dextropropoxyphene, alone and with paracetamol (acetaminophen), for postoperative pain

Comparison: 1 Dextropropoxyphene HCl 65mg Vs Placebo

Outcome: 3 No. patients reporting nausea as an adverse effect

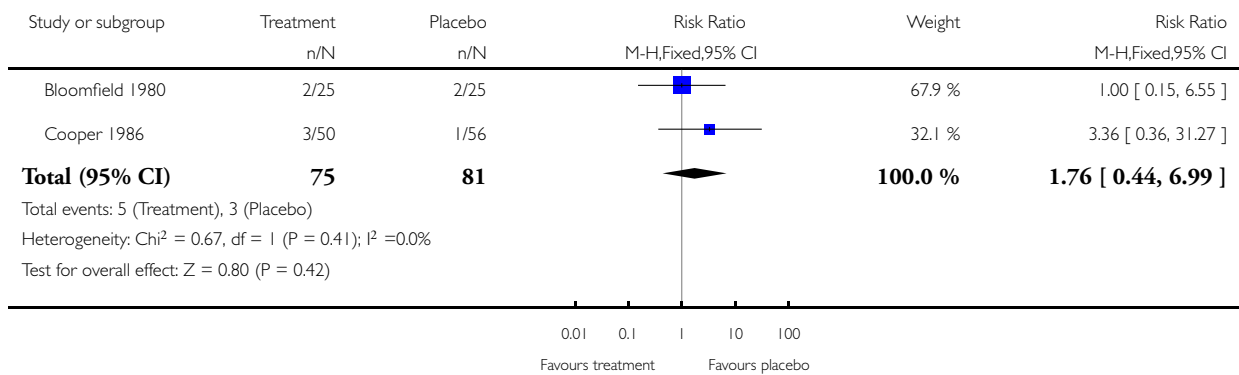


Analysis 1.4. Comparison 1 Dextropropoxyphene HCl 65mg Vs Placebo, Outcome 4 No. patients reporting headache as an adverse effect.

Review: Single dose oral dextropropoxyphene, alone and with paracetamol (acetaminophen), for postoperative pain

Comparison: 1 Dextropropoxyphene HCl 65mg Vs Placebo

Outcome: 4 No. patients reporting headache as an adverse effect

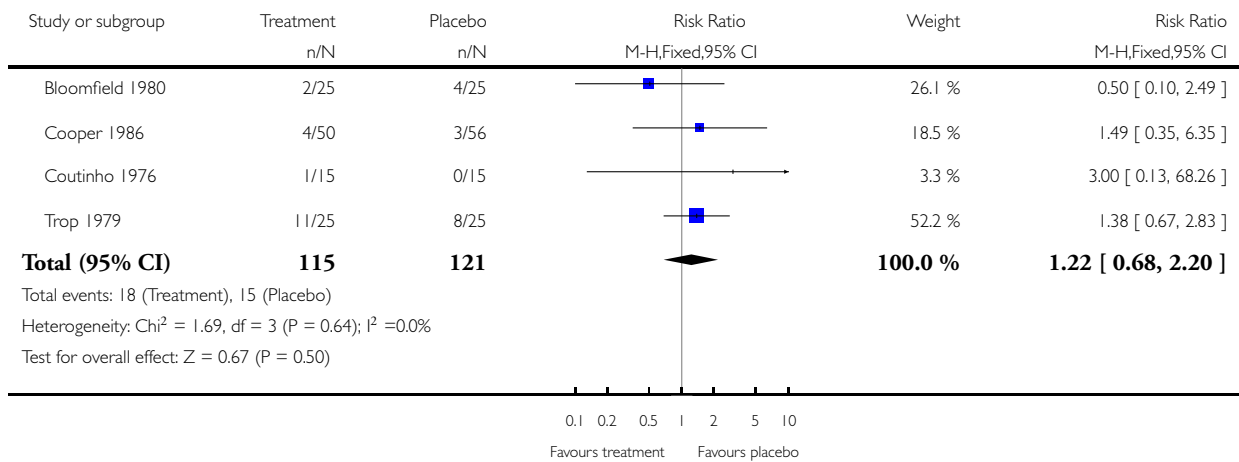


Analysis 1.5. Comparison 1 Dextropropoxyphene HCl 65mg Vs Placebo, Outcome 5 No. patients reporting drowsiness, sleepiness or somnolence as an adverse effect.

Review: Single dose oral dextropropoxyphene, alone and with paracetamol (acetaminophen), for postoperative pain

Comparison: 1 Dextropropoxyphene HCl 65mg Vs Placebo

Outcome: 5 No. patients reporting drowsiness, sleepiness or somnolence as an adverse effect

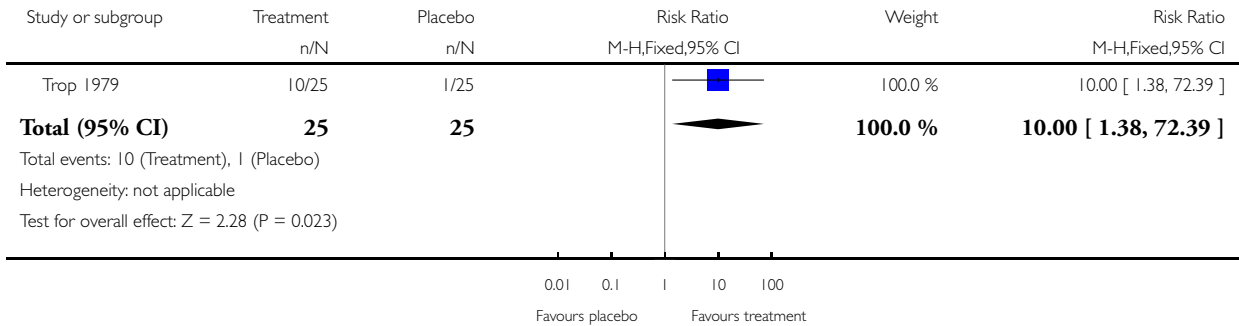


Analysis 2.1. Comparison 2 Dextropropoxyphene HCl 130 mg Vs Placebo, Outcome 1 No. patients experiencing at least 50% pain relief (>50% maxTOTPAR).

Review: Single dose oral dextropropoxyphene, alone and with paracetamol (acetaminophen), for postoperative pain

Comparison: 2 Dextropropoxyphene HCl 130 mg Vs Placebo

Outcome: 1 No. patients experiencing at least 50% pain relief (>50% maxTOTPAR)

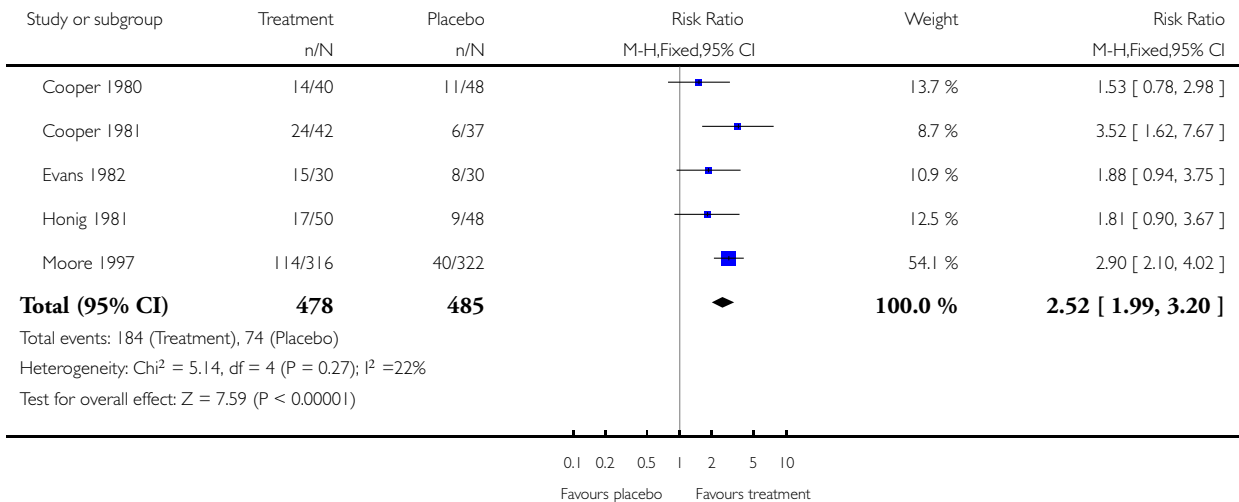


Analysis 3.1. Comparison 3 Dextropropoxyphene HCl 65mg + Paracetamol 650mg Vs Placebo, Outcome 1 No. patients experiencing at least 50% pain relief (>50% maxTOTPAR).

Review: Single dose oral dextropropoxyphene, alone and with paracetamol (acetaminophen), for postoperative pain

Comparison: 3 Dextropropoxyphene HCl 65mg + Paracetamol 650mg Vs Placebo

Outcome: 1 No. patients experiencing at least 50% pain relief (>50% maxTOTPAR)

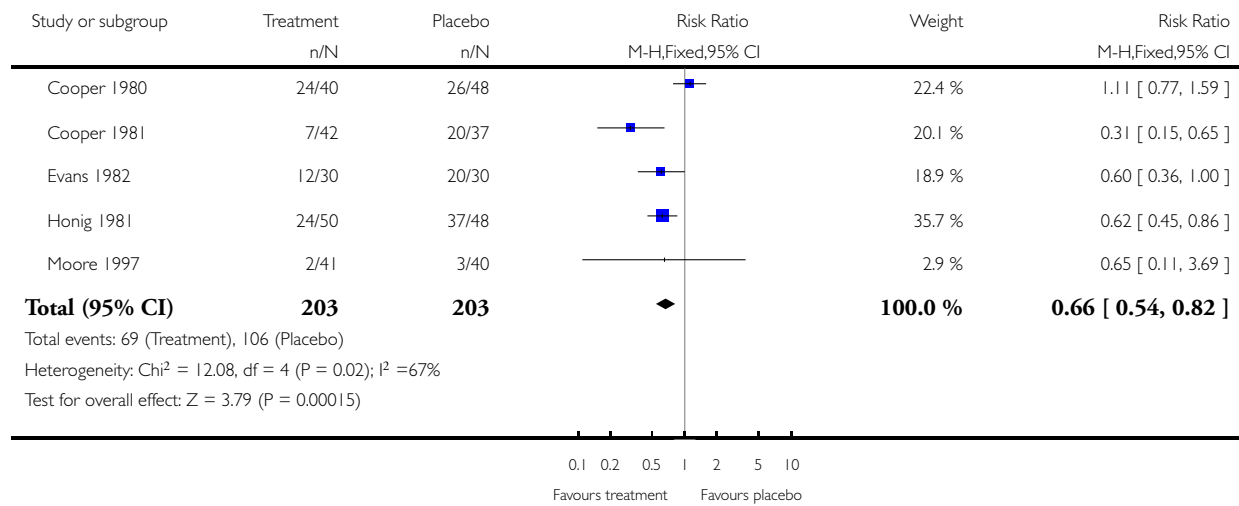


Analysis 3.2. Comparison 3 Dextropropoxyphene HCl 65mg + Paracetamol 650mg Vs Placebo, Outcome 2 No. of patients requiring remedication within 4-8 hours.

Review: Single dose oral dextropropoxyphene, alone and with paracetamol (acetaminophen), for postoperative pain

Comparison: 3 Dextropropoxyphene HCl 65mg + Paracetamol 650mg Vs Placebo

Outcome: 2 No. of patients requiring remedication within 4-8 hours

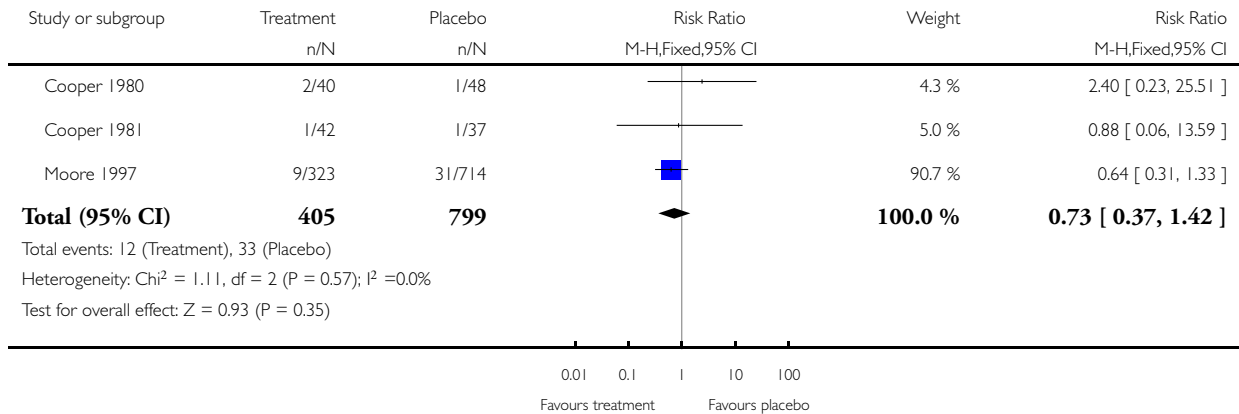


**Analysis 3.3. Comparison 3 Dextropropoxyphene HCl 65mg + Paracetamol 650mg Vs Placebo, Outcome 3
No. patients reporting nausea as an adverse effect.**

Review: Single dose oral dextropropoxyphene, alone and with paracetamol (acetaminophen), for postoperative pain

Comparison: 3 Dextropropoxyphene HCl 65mg + Paracetamol 650mg Vs Placebo

Outcome: 3 No. patients reporting nausea as an adverse effect

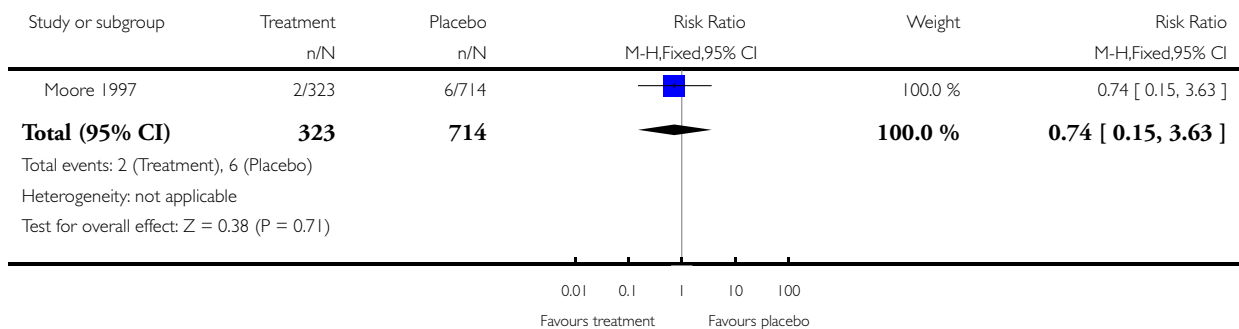


**Analysis 3.4. Comparison 3 Dextropropoxyphene HCl 65mg + Paracetamol 650mg Vs Placebo, Outcome 4
No. patients reporting vomiting as an adverse effect.**

Review: Single dose oral dextropropoxyphene, alone and with paracetamol (acetaminophen), for postoperative pain

Comparison: 3 Dextropropoxyphene HCl 65mg + Paracetamol 650mg Vs Placebo

Outcome: 4 No. patients reporting vomiting as an adverse effect

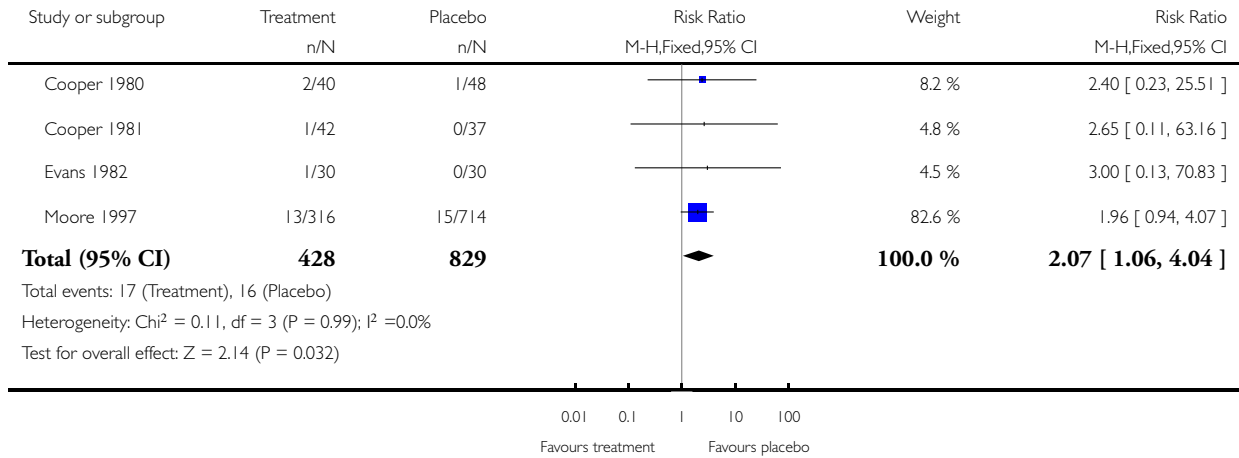


**Analysis 3.5. Comparison 3 Dextropropoxyphene HCl 65mg + Paracetamol 650mg Vs Placebo, Outcome 5
No. patients reporting dizziness as an adverse effect.**

Review: Single dose oral dextropropoxyphene, alone and with paracetamol (acetaminophen), for postoperative pain

Comparison: 3 Dextropropoxyphene HCl 65mg + Paracetamol 650mg Vs Placebo

Outcome: 5 No. patients reporting dizziness as an adverse effect

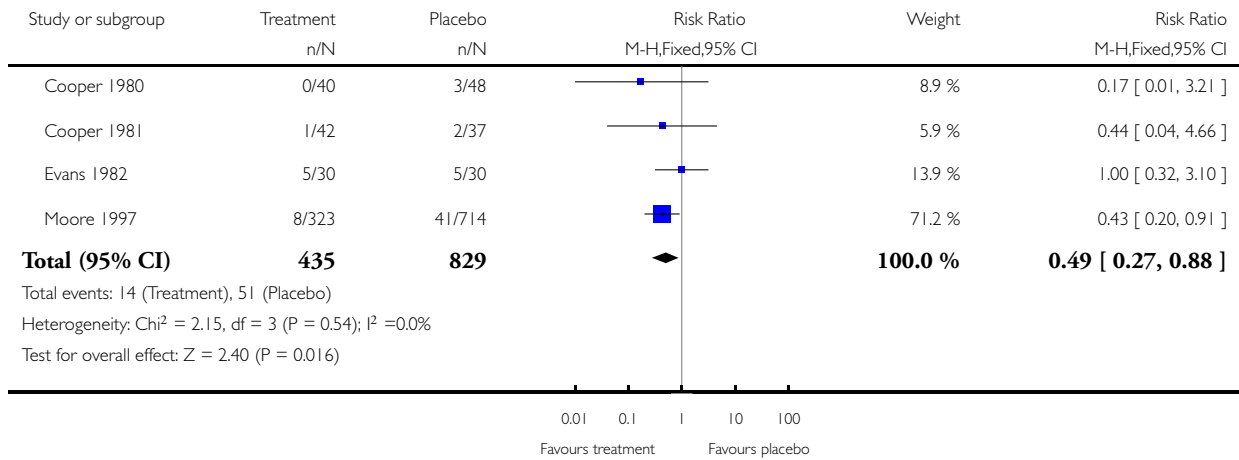


Analysis 3.6. Comparison 3 Dextropropoxyphene HCl 65mg + Paracetamol 650mg Vs Placebo, Outcome 6 No. patients reporting headache as an adverse effect.

Review: Single dose oral dextropropoxyphene, alone and with paracetamol (acetaminophen), for postoperative pain

Comparison: 3 Dextropropoxyphene HCl 65mg + Paracetamol 650mg Vs Placebo

Outcome: 6 No. patients reporting headache as an adverse effect

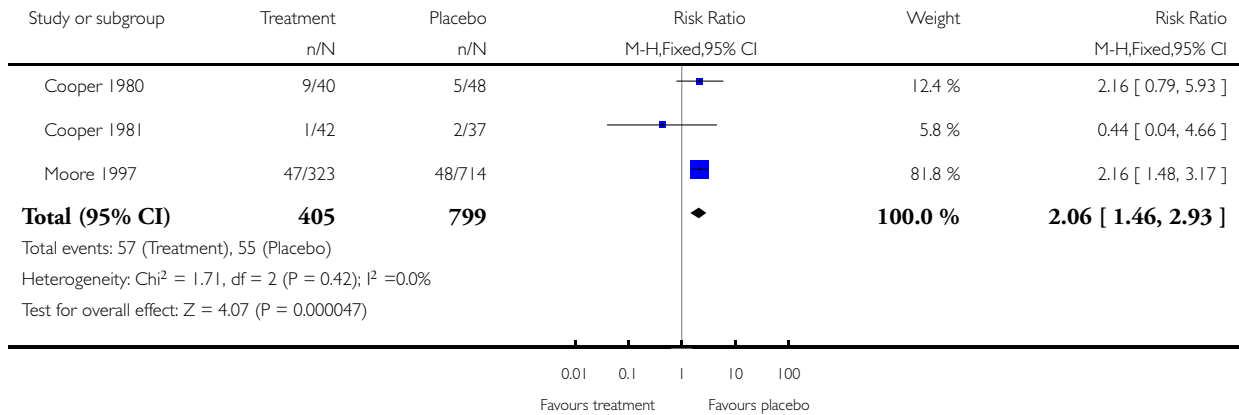


Analysis 3.7. Comparison 3 Dextropropoxyphene HCl 65mg + Paracetamol 650mg Vs Placebo, Outcome 7 No. patients reporting drowsiness or somnolence as an adverse effect.

Review: Single dose oral dextropropoxyphene, alone and with paracetamol (acetaminophen), for postoperative pain

Comparison: 3 Dextropropoxyphene HCl 65mg + Paracetamol 650mg Vs Placebo

Outcome: 7 No. patients reporting drowsiness or somnolence as an adverse effect



APPENDICES

Appendix I. MEDLINE search strategy

Search strategy in MEDLINE

1. dextropropoxyphene [single term MeSH]
2. dextropropoxyphene
3. OR/1-2
4. PAIN, POSTOPERATIVE [single term MeSH]
5. ((postoperative adj4 pain\$) or (post-operative adj4 pain\$) or post-operative-pain\$ or (post\$ NEAR pain\$) or (postoperative adj4 analgesi\$) or (post-operative adj4 analgesi\$) or ("post-operative analgesi\$")) [in title, abstract or keywords]
6. ((post-surgical adj4 pain\$) or ("post surgical" adj4 pain\$) or (post-surgery adj4 pain\$)) [in title, abstract or keywords]
7. (("pain-relief after surg\$") or ("pain following surg\$") or ("pain control after")) [in title, abstract or keywords]
8. (("post surg\$" or post-surg\$) AND (pain\$ or discomfort)) [in title, abstract or keywords]
9. ((pain\$ adj4 "after surg\$") or (pain\$ adj4 "after operat\$") or (pain\$ adj4 "follow\$ operat\$") or (pain\$ adj4 follow\$ surg\$")) [in title, abstract or keywords]
10. ((analgesi\$ adj4 "after surg\$") or (analgesi\$ adj4 "after operat\$") or (analgesi\$ adj4 "follow\$ operat\$") or (analgesi\$ adj4 follow\$ surg\$"))
11. OR/5-10
12. randomized controlled trial.pt.
13. controlled clinical trial.pt.
14. randomized controlled trials.sh.

15. random allocation.sh.
16. double-blind method.sh.
17. single blind method.sh.
18. clinical trial.pt.
19. exp clinical trials/
20. (clin\$ adj25 trial\$).ti,ab.
21. ((singl\$ or doubl\$ or trebl\$ or tripl\$) adj25 (blind\$ or mask\$)).ti,ab.
22. placebos.sh.
23. placebo\$.ti,ab.
24. random\$.ti,ab.
25. research design.sh.
26. OR/12-25
27. 3 AND 11 AND 26

FEEDBACK

Plain language summary correction, 2 September 2009

Summary

Name: Patrick McAuliffe

Feedback: Pertaining to the last sentence of the plain language summary; was the last part supposed to refer to dextropropoxyphene 65 mg, or 650 mg, as stated?

Reply

Sheena Derry: Yes, we're agreed, it should be dextropropoxyphene 65 mg, and not 650 mg, the text has now been revised.

Contributors

Patrick McAuliffe, Sheena Derry

WHAT'S NEW

Date	Event	Description
29 May 2019	Amended	Contact details updated.
5 June 2008	Review declared as stable	The review authors consider that additional relevant studies are unlikely to be conducted, and that further updates of this review are unnecessary

HISTORY

Review first published: Issue 4, 1998

Date	Event	Description
24 September 2010	Amended	Contact details updated.
4 July 2010	Amended	Jayne Rees reverted to Jayne Edwards so that citations from the Cochrane Library match those from bibliographic databases outside Cochrane
2 September 2009	Feedback has been incorporated	Error in Plain language summary relating to dose of dextropropoxyphene corrected
13 May 2009	Amended	Contact details updated.
12 November 2008	Amended	Contact details updated
28 May 2008	Amended	Converted to new review format.
21 January 2008	New citation required but conclusions have not changed	Further studies satisfying our inclusion criteria were sought in MEDLINE (via Ovid), EMBASE (via Ovid) and Cochrane CENTRAL from January 2002 to December 2007. No further studies were identified, but some additional data was identified and included on remedication. The conclusions of the review are unchanged. There have been recent changes with regards to prescribing of the drug
21 January 2008	New search has been performed	Review updated with new authors
25 January 2002	Amended	New studies sought but not yet excluded or included

CONTRIBUTIONS OF AUTHORS

Original review

SC: involved with searching, data extraction, analysis and writing.

JR: involved with data extraction, analysis and writing.

AM and HJM: involved with analysis and writing.

Update 2008

SD and AM: carried out the searching, data extraction and analysis, and writing.

DECLARATIONS OF INTEREST

SC and SD have no interests to declare. RAM has been a consultant for MSD. RAM and HJM have consulted for various pharmaceutical companies. RAM, HJM and JR have received lecture fees from pharmaceutical companies related to analgesics and other healthcare interventions. All authors have received research support from charities, government and industry sources at various times: no such support was received for this work.

SOURCES OF SUPPORT

Internal sources

- Oxford Pain Research Funds, UK.

External sources

- Biotechnology & Biological Sciences Research Council, UK.
- European Union Biomed 2, UK.
- SmithKline Beecham Consumer Healthcare, UK.
- NHS Research and Development Health Technology Evaluation Programmes, UK.
- NHS Cochrane Collaboration Programme Grant Scheme, UK.

NOTES

The review authors consider that additional relevant studies are unlikely to be conducted, and that further updates of this review are unnecessary.

INDEX TERMS

Medical Subject Headings (MeSH)

Acetaminophen [*therapeutic use]; Analgesics, Non-Narcotic [*therapeutic use]; Analgesics, Opioid [*therapeutic use]; Dextro-propoxyphene [*therapeutic use]; Drug Therapy, Combination; Pain, Postoperative [*drug therapy]

MeSH check words

Humans