

SIP: Session Initiation Protocol

Status of this Memo

This document is an Internet-Draft and is in full conformance with all provisions of Section 10 of RFC2026.

Internet-Drafts are working documents of the Internet Engineering Task Force (IETF), its areas, and its working groups. Note that other groups may also distribute working documents as Internet-Drafts.

Internet-Drafts are draft documents valid for a maximum of six months and may be updated, replaced, or obsoleted by other documents at any time. It is inappropriate to use Internet-Drafts as reference material or to cite them other than as “work in progress.”

The list of current Internet-Drafts can be accessed at <http://www.ietf.org/ietf/1id-abstracts.txt>

To view the list Internet-Draft Shadow Directories, see <http://www.ietf.org/shadow.html>.

Copyright Notice

Copyright (c) The Internet Society (2002). All Rights Reserved.

Abstract

The Session Initiation Protocol (SIP) is an application-layer control (signaling) protocol for creating, modifying, and terminating sessions with one or more participants. These sessions include Internet telephone calls, multimedia distribution, and multimedia conferences.

SIP invitations used to create sessions carry session descriptions that allow participants to agree on a set of compatible media types. SIP makes use of elements called proxy servers to help route requests to the user's current location, authenticate and authorize users for services, implement provider call-routing policies, and provide features to users. SIP also provides a registration function that allows users to upload their current locations for use by proxy servers. SIP runs on top of several different transport protocols.

Contents

1	Introduction	8
2	Overview of SIP Functionality	8
3	Terminology	9
4	Overview of Operation	9
5	Structure of the Protocol	14
6	Definitions	16
7	SIP Messages	20
7.1	Requests	20
7.2	Responses	21

34	7.3	Header Fields	22
35	7.3.1	Header Field Format	22
36	7.3.2	Header Field Classification	24
37	7.3.3	Compact Form	24
38	7.4	Bodies	25
39	7.4.1	Message Body Type	25
40	7.4.2	Message Body Length	25
41	7.5	Framing SIP messages	25
42	8	General User Agent Behavior	25
43	8.1	UAC Behavior	26
44	8.1.1	Generating the Request	26
45	8.1.2	Sending the Request	30
46	8.1.3	Processing Responses	30
47	8.2	UAS Behavior	33
48	8.2.1	Method Inspection	33
49	8.2.2	Header Inspection	33
50	8.2.3	Content Processing	34
51	8.2.4	Applying Extensions	35
52	8.2.5	Processing the Request	35
53	8.2.6	Generating the Response	35
54	8.2.7	Stateless UAS Behavior	36
55	8.3	Redirect Servers	36
56	9	Canceling a Request	37
57	9.1	Client Behavior	38
58	9.2	Server Behavior	38
59	10	Registrations	39
60	10.1	Overview	39
61	10.2	Constructing the REGISTER Request	40
62	10.2.1	Adding Bindings	42
63	10.2.2	Removing Bindings	43
64	10.2.3	Fetching Bindings	43
65	10.2.4	Refreshing Bindings	43
66	10.2.5	Setting the Internal Clock	43
67	10.2.6	Discovering a Registrar	43
68	10.2.7	Transmitting a Request	44
69	10.2.8	Error Responses	44
70	10.3	Processing REGISTER Requests	44
71	11	Querying for Capabilities	46
72	11.1	Construction of OPTIONS Request	47
73	11.2	Processing of OPTIONS Request	47
74	12	Dialogs	48

75	12.1 Creation of a Dialog	49
76	12.1.1 UAS behavior	49
77	12.1.2 UAC Behavior	50
78	12.2 Requests within a Dialog	50
79	12.2.1 UAC Behavior	51
80	12.2.2 UAS Behavior	52
81	12.3 Termination of a Dialog	53
82	13 Initiating a Session	53
83	13.1 Overview	53
84	13.2 UAC Processing	54
85	13.2.1 Creating the Initial INVITE	54
86	13.2.2 Processing INVITE Responses	55
87	13.3 UAS Processing	57
88	13.3.1 Processing of the INVITE	57
89	14 Modifying an Existing Session	59
90	14.1 UAC Behavior	59
91	14.2 UAS Behavior	60
92	15 Terminating a Session	61
93	15.1 Terminating a Session with a BYE Request	61
94	15.1.1 UAC Behavior	61
95	15.1.2 UAS Behavior	62
96	16 Proxy Behavior	62
97	16.1 Overview	62
98	16.2 Stateful Proxy	63
99	16.3 Request Validation	63
100	16.4 Route Information Preprocessing	66
101	16.5 Determining request targets	66
102	16.6 Request Forwarding	68
103	16.7 Response Processing	73
104	16.8 Processing Timer C	78
105	16.9 Handling Transport Errors	78
106	16.10 CANCEL Processing	78
107	16.11 Stateless Proxy	79
108	16.12 Summary of Proxy Route Processing	80
109	16.12.1 Examples	80
110	17 Transactions	84
111	17.1 Client Transaction	85
112	17.1.1 INVITE Client Transaction	86
113	17.1.2 Non-INVITE Client Transaction	89
114	17.1.3 Matching Responses to Client Transactions	91
115	17.1.4 Handling Transport Errors	91

116	17.2 Server Transaction	92
117	17.2.1 INVITE Server Transaction	92
118	17.2.2 Non-INVITE Server Transaction	94
119	17.2.3 Matching Requests to Server Transactions	94
120	17.2.4 Handling Transport Errors	96
121	18 Transport	96
122	18.1 Clients	97
123	18.1.1 Sending Requests	97
124	18.1.2 Receiving Responses	98
125	18.2 Servers	98
126	18.2.1 Receiving Requests	98
127	18.2.2 Sending Responses	99
128	18.3 Framing	100
129	18.4 Error Handling	100
130	19 Common Message Components	100
131	19.1 SIP and SIPS Uniform Resource Indicators	100
132	19.1.1 SIP and SIPS URI Components	101
133	19.1.2 Character Escaping Requirements	103
134	19.1.3 Example SIP and SIPS URIs	104
135	19.1.4 URI Comparison	105
136	19.1.5 Forming Requests from a URI	107
137	19.1.6 Relating SIP URIs and tel URLs	107
138	19.2 Option Tags	109
139	19.3 Tags	109
140	20 Header Fields	109
141	20.1 Accept	112
142	20.2 Accept-Encoding	113
143	20.3 Accept-Language	113
144	20.4 Alert-Info	113
145	20.5 Allow	114
146	20.6 Authentication-Info	114
147	20.7 Authorization	114
148	20.8 Call-ID	114
149	20.9 Call-Info	115
150	20.10Contact	115
151	20.11Content-Disposition	116
152	20.12Content-Encoding	116
153	20.13Content-Language	117
154	20.14Content-Length	117
155	20.15Content-Type	117
156	20.16CSeq	117
157	20.17Date	118

158	20.18 Error-Info	118
159	20.19 Expires	118
160	20.20 From	118
161	20.21 In-Reply-To	119
162	20.22 Max-Forwards	119
163	20.23 Min-Expires	119
164	20.24 MIME-Version	120
165	20.25 Organization	120
166	20.26 Priority	120
167	20.27 Proxy-Authenticate	120
168	20.28 Proxy-Authorization	121
169	20.29 Proxy-Require	121
170	20.30 Record-Route	121
171	20.31 Reply-To	121
172	20.32 Require	122
173	20.33 Retry-After	122
174	20.34 Route	122
175	20.35 Server	122
176	20.36 Subject	123
177	20.37 Supported	123
178	20.38 Timestamp	123
179	20.39 To	123
180	20.40 Unsupported	124
181	20.41 User-Agent	124
182	20.42 Via	124
183	20.43 Warning	125
184	20.44 WWW-Authenticate	126
185	21 Response Codes	126
186	21.1 Provisional 1xx	126
187	21.1.1 100 Trying	127
188	21.1.2 180 Ringing	127
189	21.1.3 181 Call Is Being Forwarded	127
190	21.1.4 182 Queued	127
191	21.1.5 183 Session Progress	127
192	21.2 Successful 2xx	127
193	21.2.1 200 OK	127
194	21.3 Redirection 3xx	127
195	21.3.1 300 Multiple Choices	127
196	21.3.2 301 Moved Permanently	128
197	21.3.3 302 Moved Temporarily	128
198	21.3.4 305 Use Proxy	128
199	21.3.5 380 Alternative Service	128
200	21.4 Request Failure 4xx	128
201	21.4.1 400 Bad Request	129

202	21.4.2	401 Unauthorized	129
203	21.4.3	402 Payment Required	129
204	21.4.4	403 Forbidden	129
205	21.4.5	404 Not Found	129
206	21.4.6	405 Method Not Allowed	129
207	21.4.7	406 Not Acceptable	129
208	21.4.8	407 Proxy Authentication Required	129
209	21.4.9	408 Request Timeout	130
210	21.4.10	410 Gone	130
211	21.4.11	413 Request Entity Too Large	130
212	21.4.12	414 Request-URI Too Long	130
213	21.4.13	415 Unsupported Media Type	130
214	21.4.14	416 Unsupported URI Scheme	130
215	21.4.15	420 Bad Extension	130
216	21.4.16	421 Extension Required	130
217	21.4.17	423 Interval Too Brief	131
218	21.4.18	480 Temporarily Unavailable	131
219	21.4.19	481 Call/Transaction Does Not Exist	131
220	21.4.20	482 Loop Detected	131
221	21.4.21	483 Too Many Hops	131
222	21.4.22	484 Address Incomplete	131
223	21.4.23	485 Ambiguous	131
224	21.4.24	486 Busy Here	132
225	21.4.25	487 Request Terminated	132
226	21.4.26	488 Not Acceptable Here	132
227	21.4.27	491 Request Pending	132
228	21.4.28	493 Undecipherable	132
229	21.5	Server Failure 5xx	133
230	21.5.1	500 Server Internal Error	133
231	21.5.2	501 Not Implemented	133
232	21.5.3	502 Bad Gateway	133
233	21.5.4	503 Service Unavailable	133
234	21.5.5	504 Server Time-out	133
235	21.5.6	505 Version Not Supported	133
236	21.5.7	513 Message Too Large	134
237	21.6	Global Failures 6xx	134
238	21.6.1	600 Busy Everywhere	134
239	21.6.2	603 Decline	134
240	21.6.3	604 Does Not Exist Anywhere	134
241	21.6.4	606 Not Acceptable	134
242	22	Usage of HTTP Authentication	134
243	22.1	Framework	135
244	22.2	User-to-User Authentication	136
245	22.3	Proxy-to-User Authentication	137

246	22.4 The Digest Authentication Scheme	139
247	23 S/MIME	140
248	23.1 S/MIME Certificates	140
249	23.2 S/MIME Key Exchange	141
250	23.3 Securing MIME bodies	143
251	23.4 SIP Header Privacy and Integrity using S/MIME: Tunneling SIP	144
252	23.4.1 Integrity and Confidentiality Properties of SIP Headers	144
253	23.4.2 Tunneling Integrity and Authentication	145
254	23.4.3 Tunneling Encryption	147
255	24 Examples	149
256	24.1 Registration	149
257	24.2 Session Setup	150
258	25 Augmented BNF for the SIP Protocol	155
259	25.1 Basic Rules	155
260	26 Security Considerations: Threat Model and Security Usage Recommendations	170
261	26.1 Attacks and Threat Models	170
262	26.1.1 Registration Hijacking	171
263	26.1.2 Impersonating a Server	171
264	26.1.3 Tampering with Message Bodies	172
265	26.1.4 Tearing Down Sessions	172
266	26.1.5 Denial of Service and Amplification	173
267	26.2 Security Mechanisms	173
268	26.2.1 Transport and Network Layer Security	174
269	26.2.2 SIPS URI Scheme	174
270	26.2.3 HTTP Authentication	175
271	26.2.4 S/MIME	175
272	26.3 Implementing Security Mechanisms	176
273	26.3.1 Requirements for Implementers of SIP	176
274	26.3.2 Security Solutions	176
275	26.4 Limitations	180
276	26.4.1 HTTP Digest	180
277	26.4.2 S/MIME	180
278	26.4.3 TLS	181
279	26.4.4 SIPS URIs	181
280	26.5 Privacy	182
281	27 IANA Considerations	183
282	27.1 Option Tags	183
283	27.2 Warn-Codes	183
284	27.3 Header Field Names	183
285	27.4 Method and Response Codes	184
286	27.5 The "message/sip" MIME type.	184

287	27.6 New Content-Disposition Parameter Registrations	184
288	28 Changes From RFC 2543	185
289	28.1 Major Functional Changes	185
290	28.2 Minor Functional Changes	188
291	29 Acknowledgments	189
292	30 Authors' Addresses	189
293	A Table of Timer Values	193

294 1 Introduction

295 There are many applications of the Internet that require the creation and management of a session, where
296 a session is considered an exchange of data between an association of participants. The implementation of
297 these applications is complicated by the practices of participants: users may move between endpoints, they
298 may be addressable by multiple names, and they may communicate in several different media - sometimes
299 simultaneously. Numerous protocols have been authored that carry various forms of real-time multimedia
300 session data such as voice, video, or text messages. SIP works in concert with these protocols by enabling
301 Internet endpoints (called *user agents*) to discover one another and to agree on a characterization of a ses-
302 sion they would like to share. For locating prospective session participants, and for other functions, SIP
303 enables creation of an infrastructure of network hosts (called *proxy servers*) to which user agents can send
304 registrations, invitations to sessions, and other requests. SIP is an agile, general-purpose tool for creating,
305 modifying, and terminating sessions that works independently of underlying transport protocols and without
306 dependency on the type of session that is being established.

307 2 Overview of SIP Functionality

308 SIP is an application-layer control protocol that can establish, modify, and terminate multimedia sessions
309 (conferences) such as Internet telephony calls. SIP can also invite participants to already existing sessions,
310 such as multicast conferences. Media can be added to (and removed from) an existing session. SIP trans-
311 parently supports name mapping and redirection services, which supports *personal mobility* [26] - users can
312 maintain a single externally visible identifier regardless of their network location.

313 SIP supports five facets of establishing and terminating multimedia communications:

314 **User location:** determination of the end system to be used for communication;

315 **User availability:** determination of the willingness of the called party to engage in communications;

316 **User capabilities:** determination of the media and media parameters to be used;

317 **Session setup:** “ringing”, establishment of session parameters at both called and calling party;

318 **Session management:** including transfer and termination of sessions, modifying session parameters, and
319 invoking services.

SIP is not a vertically integrated communications system. SIP is rather a component that can be used with other IETF protocols to build a complete multimedia architecture. Typically, these architectures will include protocols such as the real-time transport protocol (RTP) (RFC 1889 [27]) for transporting real-time data and providing QoS feedback, the real-time streaming protocol (RTSP) (RFC 2326 [28]) for controlling delivery of streaming media, the Media Gateway Control Protocol (MEGACO) (RFC 3015 [29]) for controlling gateways to the Public Switched Telephone Network (PSTN), and the session description protocol (SDP) (RFC 2327 [1]) for describing multimedia sessions. Therefore, SIP should be used in conjunction with other protocols in order to provide complete services to the users. However, the basic functionality and operation of SIP does not depend on any of these protocols.

SIP does not provide services. SIP rather provides primitives that can be used to implement different services. For example, SIP can locate a user and deliver an opaque object to his current location. If this primitive is used to deliver a session description written in SDP, for instance, the endpoints can agree on the parameters of a session. If the same primitive is used to deliver a photo of the caller as well as the session description, a "caller ID" service can be easily implemented. As this example shows, a single primitive is typically used to provide several different services.

SIP does not offer conference control services such as floor control or voting and does not prescribe how a conference is to be managed. SIP can be used to initiate a session that uses some other conference control protocol. Since SIP messages and the sessions they establish can pass through entirely different networks, SIP cannot, and does not, provide any kind of network resource reservation capabilities.

The nature of the services provided make security particularly important. To that end, SIP provides a suite of security services, which include denial-of-service prevention, authentication (both user to user and proxy to user), integrity protection, and encryption and privacy services.

SIP works with both IPv4 and IPv6.

3 Terminology

In this document, the key words "MUST", "MUST NOT", "REQUIRED", "SHALL", "SHALL NOT", "SHOULD", "SHOULD NOT", "RECOMMENDED", "NOT RECOMMENDED", "MAY", and "OPTIONAL" are to be interpreted as described in RFC 2119 [2] and indicate requirement levels for compliant SIP implementations.

4 Overview of Operation

This section introduces the basic operations of SIP using simple examples. This section is tutorial in nature and does not contain any normative statements.

The first example shows the basic functions of SIP: location of an end point, signal of a desire to communicate, negotiation of session parameters to establish the session, and teardown of the session once established.

Figure 1 shows a typical example of a SIP message exchange between two users, Alice and Bob. (Each message is labeled with the letter "F" and a number for reference by the text.) In this example, Alice uses a SIP application on her PC (referred to as a softphone) to call Bob on his SIP phone over the Internet. Also shown are two SIP proxy servers that act on behalf of Alice and Bob to facilitate the session establishment. This typical arrangement is often referred to as the "SIP trapezoid" as shown by the geometric shape of the dashed lines in Figure 1.

Alice "calls" Bob using his SIP identity, a type of Uniform Resource Identifier (URI) called a *SIP*

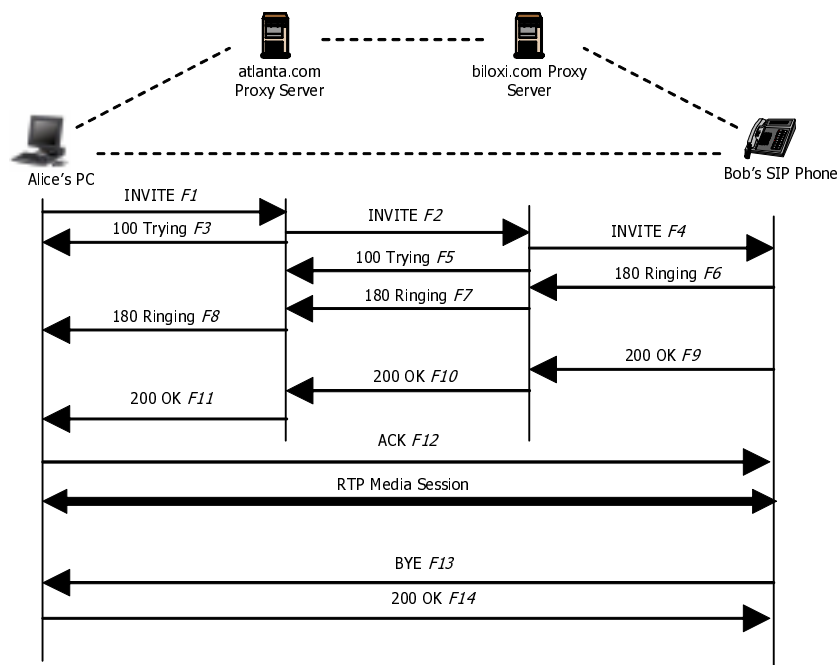


Figure 1: SIP session setup example with SIP trapezoid

URI and which is defined in Section 19.1. It has a similar form to an email address, typically containing a username and a host name. In this case, it is sip:bob@biloxi.com, where biloxi.com is the domain of Bob's SIP service provider (which can be an enterprise, retail provider, etc). Alice also has a SIP URI of sip:alice@atlanta.com. Alice might have typed in Bob's URI or perhaps clicked on a hyperlink or an entry in an address book. SIP also provides a secure URI, called a SIPS URI. An example would be sips:bob@biloxi.com. A call made to a SIPS URI guarantees that secure, encrypted transport (namely TLS) is used to carry all SIP messages from the caller to the domain of the callee. From there, the request is sent securely to the callee, but with security mechanisms that depend on the policy of the domain of the callee.

SIP is based on an HTTP-like request/response transaction model. Each transaction consists of a request that invokes a particular *method*, or function, on the server and at least one response. In this example, the transaction begins with Alice's softphone sending an INVITE request addressed to Bob's SIP URI. INVITE is an example of a SIP method that specifies the action that the requestor (Alice) wants the server (Bob) to take. The INVITE request contains a number of header fields. Header fields are named attributes that provide additional information about a message. The ones present in an INVITE include a unique identifier for the call, the destination address, Alice's address, and information about the type of session that Alice wishes to establish with Bob. The INVITE (message F1 in Figure 1) might look like this:

```
INVITE sip:bob@biloxi.com SIP/2.0
Via: SIP/2.0/UDP pc33.atlanta.com;branch=z9hG4bK776asdhds
Max-Forwards: 70
To: Bob <sip:bob@biloxi.com>
From: Alice <sip:alice@atlanta.com>;tag=1928301774
Call-ID: a84b4c76e66710@pc33.atlanta.com
```

```
382   CSeq: 314159 INVITE
383   Contact: <sip:alice@pc33.atlanta.com>
384   Content-Type: application/sdp
385   Content-Length: 142
386
387   (Alice's SDP not shown)
```

388 The first line of the text-encoded message contains the method name (INVITE). The lines that follow
389 are a list of header fields. This example contains a minimum required set. The header fields are briefly
390 described below:

391 Via contains the address (pc33.atlanta.com) at which Alice is expecting to receive responses to this
392 request. It also contains a branch parameter that contains an identifier for this transaction.

393 To contains a display name (Bob) and a SIP or SIPS URI (sip:bob@biloxi.com) towards which the
394 request was originally directed. Display names are described in RFC 2822 [3].

395 From also contains a display name (Alice) and a SIP or SIPS URI (sip:alice@atlanta.com) that indicate
396 the originator of the request. This header field also has a tag parameter containing a pseudorandom string
397 (1928301774) that was added to the URI by the softphone. It is used for identification purposes.

398 Call-ID contains a globally unique identifier for this call, generated by the combination of a pseudoran-
399 dom string and the softphone's IP address. The combination of the To tag, From tag, and Call-ID completely
400 define a peer-to-peer SIP relationship between Alice and Bob and is referred to as a *dialog*.

401 CSeq or Command Sequence contains an integer and a method name. The CSeq number is incremented
402 for each new request within a dialog and is a traditional sequence number.

403 Contact contains a SIP or SIPS URI that represents a direct route to contact Alice, usually composed
404 of a username at a fully qualified domain name (FQDN). While an FQDN is preferred, many end systems
405 do not have registered domain names, so IP addresses are permitted. While the Via header field tells other
406 elements where to send the response, the Contact header field tells other elements where to send future
407 requests.

408 Max-Forwards serves to limit the number of hops a request can make on the way to its destination. It
409 consists of an integer that is decremented by one at each hop.

410 Content-Type contains a description of the message body (not shown).

411 Content-Length contains an octet (byte) count of the message body.

412 The complete set of SIP header fields is defined in Section 20.

413 The details of the session, type of media, codec, sampling rate, etc. are not described using SIP. Rather,
414 the body of a SIP message contains a description of the session, encoded in some other protocol format.
415 One such format is the Session Description Protocol (SDP) (RFC 2327 [1]). This SDP message (not shown
416 in the example) is carried by the SIP message in a way that is analogous to a document attachment being
417 carried by an email message, or a web page being carried in an HTTP message.

418 Since the softphone does not know the location of Bob or the SIP server in the biloxi.com domain, the
419 softphone sends the INVITE to the SIP server that serves Alice's domain, atlanta.com. The address of the
420 atlanta.com SIP server could have been configured in Alice's softphone, or it could have been discovered by
421 DHCP, for example.

422 The atlanta.com SIP server is a type of SIP server known as a proxy server. A proxy server receives
423 SIP requests and forwards them on behalf of the requestor. In this example, the proxy server receives the
424 INVITE request and sends a 100 (Trying) response back to Alice's softphone. The 100 (Trying) response
425 indicates that the INVITE has been received and that the proxy is working on her behalf to route the INVITE

to the destination. Responses in SIP use a three-digit code followed by a descriptive phrase. This response contains the same To, From, Call-ID, CSeq and branch parameter in the Via as the INVITE, which allows Alice's softphone to correlate this response to the sent INVITE. The atlanta.com proxy server locates the proxy server at biloxi.com, possibly by performing a particular type of DNS (Domain Name Service) lookup to find the SIP server that serves the biloxi.com domain. This is described in [4]. As a result, it obtains the IP address of the biloxi.com proxy server and forwards, or proxies, the INVITE request there. Before forwarding the request, the atlanta.com proxy server adds an additional Via header field value that contains its own address (the INVITE already contains Alice's address in the first Via). The biloxi.com proxy server receives the INVITE and responds with a 100 (Trying) response back to the atlanta.com proxy server to indicate that it has received the INVITE and is processing the request. The proxy server consults a database, generically called a location service, that contains the current IP address of Bob. (We shall see in the next section how this database can be populated.) The biloxi.com proxy server adds another Via header field value with its own address to the INVITE and proxies it to Bob's SIP phone.

Bob's SIP phone receives the INVITE and alerts Bob to the incoming call from Alice so that Bob can decide whether to answer the call, that is, Bob's phone rings. Bob's SIP phone indicates this in a 180 (Ringing) response, which is routed back through the two proxies in the reverse direction. Each proxy uses the Via header field to determine where to send the response and removes its own address from the top. As a result, although DNS and location service lookups were required to route the initial INVITE, the 180 (Ringing) response can be returned to the caller without lookups or without state being maintained in the proxies. This also has the desirable property that each proxy that sees the INVITE will also see all responses to the INVITE.

When Alice's softphone receives the 180 (Ringing) response, it passes this information to Alice, perhaps using an audio ringback tone or by displaying a message on Alice's screen.

In this example, Bob decides to answer the call. When he picks up the handset, his SIP phone sends a 200 (OK) response to indicate that the call has been answered. The 200 (OK) contains a message body with the SDP media description of the type of session that Bob is willing to establish with Alice. As a result, there is a two-phase exchange of SDP messages: Alice sent one to Bob, and Bob sent one back to Alice. This two-phase exchange provides basic negotiation capabilities and is based on a simple offer/answer model of SDP exchange. If Bob did not wish to answer the call or was busy on another call, an error response would have been sent instead of the 200 (OK), which would have resulted in no media session being established. The complete list of SIP response codes is in Section 21. The 200 (OK) (message F9 in Figure 1) might look like this as Bob sends it out:

```
SIP/2.0 200 OK
Via: SIP/2.0/UDP server10.biloxi.com;branch=z9hG4bKnashds8
    ;received=192.0.2.3
Via: SIP/2.0/UDP bigbox3.site3.atlanta.com;branch=z9hG4bK77ef4c2312983.1
    ;received=192.0.2.2
Via: SIP/2.0/UDP pc33.atlanta.com;branch=z9hG4bK776asdhds
    ;received=192.0.2.1
To: Bob <sip:bob@biloxi.com>;tag=a6c85cf
From: Alice <sip:alice@atlanta.com>;tag=1928301774
Call-ID: a84b4c76e66710
CSeq: 314159 INVITE
Contact: <sip:bob@192.0.2.4>
```

Content-Type: application/sdp

Content-Length: 131

(Bob's SDP not shown)

The first line of the response contains the response code (200) and the reason phrase (OK). The remaining lines contain header fields. The **Via**, **To**, **From**, **Call-ID**, and **CSeq** header fields are copied from the **INVITE** request. (There are three **Via** header field values - one added by Alice's SIP phone, one added by the atlanta.com proxy, and one added by the biloxi.com proxy.) Bob's SIP phone has added a **tag** parameter to the **To** header field. This tag will be incorporated by both endpoints into the dialog and will be included in all future requests and responses in this call. The **Contact** header field contains a URI at which Bob can be directly reached at his SIP phone. The **Content-Type** and **Content-Length** refer to the message body (not shown) that contains Bob's SDP media information.

In addition to DNS and location service lookups shown in this example, proxy servers can make flexible "routing decisions" to decide where to send a request. For example, if Bob's SIP phone returned a 486 (Busy Here) response, the biloxi.com proxy server could proxy the **INVITE** to Bob's voicemail server. A proxy server can also send an **INVITE** to a number of locations at the same time. This type of parallel search is known as *forking*.

In this case, the 200 (OK) is routed back through the two proxies and is received by Alice's softphone, which then stops the ringback tone and indicates that the call has been answered. Finally, Alice's softphone sends an acknowledgement message, **ACK** to Bob's SIP phone to confirm the reception of the final response (200 (OK)). In this example, the **ACK** is sent directly from Alice's softphone to Bob's SIP phone, bypassing the two proxies. This occurs because the endpoints have learned each other's address from the **Contact** header fields through the **INVITE/200 (OK)** exchange, which was not known when the initial **INVITE** was sent. The lookups performed by the two proxies are no longer needed, so the proxies drop out of the call flow. This completes the **INVITE/200/ACK** three-way handshake used to establish SIP sessions. Full details on session setup are in Section 13.

Alice and Bob's media session has now begun, and they send media packets using the format to which they agreed in the exchange of SDP. In general, the end-to-end media packets take a different path from the SIP signaling messages.

During the session, either Alice or Bob may decide to change the characteristics of the media session. This is accomplished by sending a re-**INVITE** containing a new media description. This re-**INVITE** references the existing dialog so that the other party knows that it is to modify an existing session instead of establishing a new session. The other party sends a 200 (OK) to accept the change. The requestor responds to the 200 (OK) with an **ACK**. If the other party does not accept the change, he sends an error response such as 406 (Not Acceptable), which also receives an **ACK**. However, the failure of the re-**INVITE** does not cause the existing call to fail - the session continues using the previously negotiated characteristics. Full details on session modification are in Section 14.

At the end of the call, Bob disconnects (hangs up) first and generates a **BYE** message. This **BYE** is routed directly to Alice's softphone, again bypassing the proxies. Alice confirms receipt of the **BYE** with a 200 (OK) response, which terminates the session and the **BYE** transaction. No **ACK** is sent - an **ACK** is only sent in response to a response to an **INVITE** request. The reasons for this special handling for **INVITE** will be discussed later, but relate to the reliability mechanisms in SIP, the length of time it can take for a ringing phone to be answered, and forking. For this reason, request handling in SIP is often classified as either **INVITE** or non-**INVITE**, referring to all other methods besides **INVITE**. Full details on session termination

are in Section 15.

Full details of all the messages shown in the example of Figure 1 are shown in Section 24.2.

In some cases, it may be useful for proxies in the SIP signaling path to see all the messaging between the endpoints for the duration of the session. For example, if the biloxi.com proxy server wished to remain in the SIP messaging path beyond the initial INVITE, it would add to the INVITE a required routing header field known as **Record-Route** that contained a URI resolving to the hostname or IP address of the proxy. This information would be received by both Bob's SIP phone and (due to the **Record-Route** header field being passed back in the 200 (OK)) Alice's softphone and stored for the duration of the dialog. The biloxi.com proxy server would then receive and proxy the ACK, BYE, and 200 (OK) to the BYE. Each proxy can independently decide to receive subsequent messaging, and that messaging will go through all proxies that elect to receive it. This capability is frequently used for proxies that are providing mid-call features.

Registration is another common operation in SIP. Registration is one way that the biloxi.com server can learn the current location of Bob. Upon initialization, and at periodic intervals, Bob's SIP phone sends **REGISTER** messages to a server in the biloxi.com domain known as a SIP registrar. The **REGISTER** messages associate Bob's SIP or SIPS URI (sip:bob@biloxi.com) with the machine into which he is currently logged (conveyed as a SIP or SIPS URI in the **Contact** header field). The registrar writes this association, also called a binding, to a database, called the *location service*, where it can be used by the proxy in the biloxi.com domain. Often, a registrar server for a domain is co-located with the proxy for that domain. It is an important concept that the distinction between types of SIP servers is logical, not physical.

Bob is not limited to registering from a single device. For example, both his SIP phone at home and the one in the office could send registrations. This information is stored together in the location service and allows a proxy to perform various types of searches to locate Bob. Similarly, more than one user can be registered on a single device at the same time.

The location service is just an abstract concept. It generally contains information that allows a proxy to input a URI and receive a set of zero or more URIs that tell the proxy where to send the request. Registrations are one way to create this information, but not the only way. Arbitrary mapping functions can be configured at the discretion of the administrator.

Finally, it is important to note that in SIP, registration is used for routing incoming SIP requests and has no role in authorizing outgoing requests. Authorization and authentication are handled in SIP either on a request-by-request basis with a challenge/response mechanism, or by using a lower layer scheme as discussed in Section 26.

The complete set of SIP message details for this registration example is in Section 24.1.

Additional operations in SIP, such as querying for the capabilities of a SIP server or client using **OPTIONS**, or canceling a pending request using **CANCEL**, will be introduced in later sections.

5 Structure of the Protocol

SIP is structured as a layered protocol, which means that its behavior is described in terms of a set of fairly independent processing stages with only a loose coupling between each stage. The protocol behavior is described as layers for the purpose of presentation, allowing the description of functions common across elements in a single section. It does not dictate an implementation in any way. When we say that an element "contains" a layer, we mean it is compliant to the set of rules defined by that layer.

Not every element specified by the protocol contains every layer. Furthermore, the elements specified by SIP are logical elements, not physical ones. A physical realization can choose to act as different logical elements, perhaps even on a transaction-by-transaction basis.

557 The lowest layer of SIP is its syntax and encoding. Its encoding is specified using an augmented Backus-
558 Naur Form grammar (BNF). The complete BNF is specified in Section 25; an overview of a SIP message's
559 structure can be found in Section 7.

560 The second layer is the transport layer. It defines how a client sends requests and receives responses and
561 how a server receives requests and sends responses over the network. All SIP elements contain a transport
562 layer. The transport layer is described in Section 18.

563 The third layer is the transaction layer. Transactions are a fundamental component of SIP. A transaction
564 is a request sent by a client transaction (using the transport layer) to a server transaction, along with all
565 responses to that request sent from the server transaction back to the client. The transaction layer handles
566 application-layer retransmissions, matching of responses to requests, and application-layer timeouts. Any
567 task that a user agent client (UAC) accomplishes takes place using a series of transactions. Discussion of
568 transactions can be found in Section 17. User agents contain a transaction layer, as do stateful proxies.
569 Stateless proxies do not contain a transaction layer. The transaction layer has a client component (referred
570 to as a client transaction) and a server component (referred to as a server transaction), each of which are
571 represented by a finite state machine that is constructed to process a particular request.

572 The layer above the transaction layer is called the transaction user (TU). Each of the SIP entities, except
573 the stateless proxy, is a transaction user. When a TU wishes to send a request, it creates a client transaction
574 instance and passes it the request along with the destination IP address, port, and transport to which to send
575 the request. A TU that creates a client transaction can also cancel it. When a client cancels a transaction,
576 it requests that the server stop further processing, revert to the state that existed before the transaction was
577 initiated, and generate a specific error response to that transaction. This is done with a CANCEL request,
578 which constitutes its own transaction, but references the transaction to be cancelled (Section 9).

579 The SIP elements, that is, user agent clients and servers, stateless and stateful proxies and registrars,
580 contain a *core* that distinguishes them from each other. Cores, except for the stateless proxy, are transaction
581 users. While the behavior of the UAC and UAS cores depends on the method, there are some common rules
582 for all methods (Section 8). For a UAC, these rules govern the construction of a request; for a UAS, they
583 govern the processing of a request and generating a response. Since registrations play an important role in
584 SIP, a UAS that handles a REGISTER is given the special name registrar. Section 10 describes UAC and
585 UAS core behavior for the REGISTER method. Section 11 describes UAC and UAS core behavior for the
586 OPTIONS method, used for determining the capabilities of a UA.

587 Certain other requests are sent within a dialog. A dialog is a peer-to-peer SIP relationship between two
588 user agents that persists for some time. The dialog facilitates sequencing of messages and proper routing
589 of requests between the user agents. The INVITE method is the only way defined in this specification to
590 establish a dialog. When a UAC sends a request that is within the context of a dialog, it follows the common
591 UAC rules as discussed in Section 8 but also the rules for mid-dialog requests. Section 12 discusses dialogs
592 and presents the procedures for their construction and maintenance, in addition to construction of requests
593 within a dialog.

594 The most important method in SIP is the INVITE method, which is used to establish a session between
595 participants. A session is a collection of participants, and streams of media between them, for the purposes
596 of communication. Section 13 discusses how sessions are initiated, resulting in one or more SIP dialogs.
597 Section 14 discusses how characteristics of that session are modified through the use of an INVITE request
598 within a dialog. Finally, section 15 discusses how a session is terminated.

599 The procedures of Sections 8, 10, 11, 12, 13, 14, and 15 deal entirely with the UA core (Section 9
600 describes cancellation, which applies to both UA core and proxy core). Section 16 discusses the proxy
601 element, which facilitates routing of messages between user agents.

6 Definitions

This specification uses a number of terms to refer to the roles played by participants in SIP communications. The terms and generic syntax of URI and URL are defined in RFC 2396 [5]. The following terms have special significance for SIP.

Address-of-Record: An address-of-record (AOR) is a SIP or SIPS URI that points to a domain with a location service that can map the URI to another URI where the user might be available. Typically, the location service is populated through registrations. An AOR is frequently thought of as the “public address” of the user.

Back-to-Back User Agent: A back-to-back user agent (B2BUA) is a logical entity that receives a request and processes it as an user agent server (UAS). In order to determine how the request should be answered, it acts as an user agent client (UAC) and generates requests. Unlike a proxy server, it maintains dialog state and must participate in all requests sent on the dialogs it has established. Since it is a concatenation of a UAC and UAS, no explicit definitions are needed for its behavior.

Call: A call is an informal term that refers to some communication between peers generally set up for the purposes of a multimedia conversation.

Call Leg: Another name for a dialog [30]; no longer used in this specification.

Call Stateful: A proxy is call stateful if it retains state for a dialog from the initiating INVITE to the terminating BYE request. A call stateful proxy is always transaction stateful, but the converse is not necessarily true.

Client: A client is any network element that sends SIP requests and receives SIP responses. Clients may or may not interact directly with a human user. *User agent clients* and *proxies* are clients.

Conference: A multimedia session (see below) that contains multiple participants.

Core: Core designates the functions specific to a particular type of SIP entity, i.e., specific to either a stateful or stateless proxy, a user agent or registrar. All cores except those for the stateless proxy are transaction users.

Dialog: A dialog is a peer-to-peer SIP relationship between two UAs that persists for some time. A dialog is established by SIP messages, such as a 2xx response to an INVITE request. A dialog is identified by a call identifier, local tag, and a remote tag. A dialog was formerly known as a call leg in RFC 2543.

Downstream: A direction of message forwarding within a transaction that refers to the direction that requests flow from the user agent client to user agent server.

Final Response: A response that terminates a SIP transaction, as opposed to a *provisional response* that does not. All 2xx, 3xx, 4xx, 5xx and 6xx responses are final.

Header: A header is a component of a SIP message that conveys information about the message. It is structured as a sequence of header fields.

Header field: A header field is a component of the SIP message header. It consists of one or more header field values separated by comma or having the same header field name.

Header field value: A header field value consists of a field name and a field value, separated by a colon.

Home Domain: The domain providing service to a SIP user. Typically, this is the domain present in the URI in the address-of-record of a registration.

Informational Response: Same as a provisional response.

Initiator, Calling Party, Caller: The party initiating a session (and dialog) with an INVITE request. A caller retains this role from the time it sends the initial INVITE that established a dialog until the termination of that dialog.

Invitation: An INVITE request.

Invitee, Invited User, Called Party, Callee: The party that receives an INVITE request for the purposes of establishing a new session. A callee retains this role from the time it receives the INVITE until the termination of the dialog established by that INVITE.

Location Service: A location service is used by a SIP redirect or proxy server to obtain information about a callee's possible location(s). It contains a list of bindings of address-of-record keys to zero or more contact addresses. The bindings can be created and removed in many ways; this specification defines a REGISTER method that updates the bindings.

Loop: A request that arrives at a proxy, is forwarded, and later arrives back at the same proxy. When it arrives the second time, its Request-URI is identical to the first time, and other header fields that affect proxy operation are unchanged, so that the proxy would make the same processing decision on the request it made the first time. Looped requests are errors, and the procedures for detecting them and handling them are described by the protocol.

Loose Routing: A proxy is said to be loose routing if it follows the procedures defined in this specification for processing of the Route header field. These procedures separate the destination of the request (present in the Request-URI) from the set of proxies that need to be visited along the way (present in the Route header field). A proxy compliant to these mechanisms is also known as a loose router.

Message: Data sent between SIP elements as part of the protocol. SIP messages are either requests or responses.

Method: The method is the primary function that a request is meant to invoke on a server. The method is carried in the request message itself. Example methods are INVITE and BYE.

Outbound Proxy: A *proxy* that receives requests from a client, even though it may not be the server resolved by the Request-URI. Typically, a UA is manually configured with an outbound proxy, or can learn about one through auto-configuration protocols.

Parallel Search: In a parallel search, a proxy issues several requests to possible user locations upon receiving an incoming request. Rather than issuing one request and then waiting for the final response before issuing the next request as in a *sequential search*, a parallel search issues requests without waiting for the result of previous requests.

Provisional Response: A response used by the server to indicate progress, but that does not terminate a SIP transaction. 1xx responses are provisional, other responses are considered *final*. Provisional responses are not sent reliably.

Proxy, Proxy Server: An intermediary entity that acts as both a server and a client for the purpose of making requests on behalf of other clients. A proxy server primarily plays the role of routing, which means its job is to ensure that a request is sent to another entity “closer” to the targeted user. Proxies are also useful for enforcing policy (for example, making sure a user is allowed to make a call). A proxy interprets, and, if necessary, rewrites specific parts of a request message before forwarding it.

Recursion: A client recurses on a 3xx response when it generates a new request to one or more of the URIs in the Contact header field in the response.

Redirect Server: A redirect server is a user agent server that generates 3xx responses to requests it receives, directing the client to contact an alternate set of URIs.

Registrar: A registrar is a server that accepts REGISTER requests and places the information it receives in those requests into the location service for the domain it handles.

Regular Transaction: A regular transaction is any transaction with a method other than INVITE, ACK, or CANCEL.

Request: A SIP message sent from a client to a server, for the purpose of invoking a particular operation.

Response: A SIP message sent from a server to a client, for indicating the status of a request sent from the client to the server.

Ringback: Ringback is the signaling tone produced by the calling party’s application indicating that a called party is being alerted (ringing).

Route Set: A route set is a collection of ordered SIP or SIPS URI which represent a list of proxies that must be traversed when sending a particular request. A route set can be learned, through headers like Record-Route, or it can be configured.

Server: A server is a network element that receives requests in order to service them and sends back responses to those requests. Examples of servers are proxies, user agent servers, redirect servers, and registrars.

Sequential Search: In a sequential search, a proxy server attempts each contact address in sequence, proceeding to the next one only after the previous has generated a final response. A 2xx or 6xx class final response always terminates a sequential search.

Session: From the SDP specification: “A multimedia session is a set of multimedia senders and receivers and the data streams flowing from senders to receivers. A multimedia conference is an example of a multimedia session.” (RFC 2327 [1]) (A session as defined for SDP can comprise one or more RTP sessions.) As defined, a callee can be invited several times, by different calls, to the same session. If SDP is used, a session is defined by the concatenation of the *SDP user name*, *session id*, *network type*, *address type*, and *address* elements in the origin field.

SIP Transaction: A SIP transaction occurs between a client and a server and comprises all messages from the first request sent from the client to the server up to a final (non-1xx) response sent from the server to the client. If the request is INVITE and the final response is a non-2xx, the transaction also includes an ACK to the response. The ACK for a 2xx response to an INVITE request is a separate transaction.

Spiral: A spiral is a SIP request that is routed to a proxy, forwarded onwards, and arrives once again at that proxy, but this time differs in a way that will result in a different processing decision than the original request. Typically, this means that the request's Request-URI differs from its previous arrival. A spiral is not an error condition, unlike a loop. A typical cause for this is call forwarding. A user calls joe@example.com. The example.com proxy forwards it to Joe's PC, which in turn, forwards it to bob@example.com. This request is proxied back to the example.com proxy. However, this is not a loop. Since the request is targeted at a different user, it is considered a spiral, and is a valid condition.

Stateful Proxy: A logical entity that maintains the client and server transaction state machines defined by this specification during the processing of a request. Also known as a transaction stateful proxy. The behavior of a stateful proxy is further defined in Section 16. A (transaction) stateful proxy is not the same as a call stateful proxy.

Stateless Proxy: A logical entity that does not maintain the client or server transaction state machines defined in this specification when it processes requests. A stateless proxy forwards every request it receives downstream and every response it receives upstream.

Strict Routing: A proxy is said to be strict routing if it follows the Route processing rules of RFC 2543 and many prior Internet Draft versions of this RFC. That rule caused proxies to destroy the contents of the Request-URI when a Route header field was present. Strict routing behavior is not used in this specification, in favor of a loose routing behavior. Proxies that perform strict routing are also known as strict routers.

Target Refresh Request: A target refresh request sent within a dialog is defined as a request that can modify the remote target of the dialog.

Transaction User (TU): The layer of protocol processing that resides above the transaction layer. Transaction users include the UAC core, UAS core, and proxy core.

Upstream: A direction of message forwarding within a transaction that refers to the direction that responses flow from the user agent server back to the user agent client.

URL-encoded: A character string encoded according to RFC 1738, Section 2.2 [6].

User Agent Client (UAC): A user agent client is a logical entity that creates a new request, and then uses the client transaction state machinery to send it. The role of UAC lasts only for the duration of that transaction. In other words, if a piece of software initiates a request, it acts as a UAC for the duration of that transaction. If it receives a request later, it assumes the role of a user agent server for the processing of that transaction.

UAC Core: The set of processing functions required of a UAC that reside above the transaction and transport layers.

User Agent Server (UAS): A user agent server is a logical entity that generates a response to a SIP request. The response accepts, rejects, or redirects the request. This role lasts only for the duration of that transaction. In other words, if a piece of software responds to a request, it acts as a UAS for the duration of that transaction. If it generates a request later, it assumes the role of a user agent client for the processing of that transaction.

UAS Core: The set of processing functions required at a UAS that reside above the transaction and transport layers.

User Agent (UA): A logical entity that can act as both a user agent client and user agent server.

The role of UAC and UAS as well as proxy and redirect servers are defined on a transaction-by-transaction basis. For example, the user agent initiating a call acts as a UAC when sending the initial INVITE request and as a UAS when receiving a BYE request from the callee. Similarly, the same software can act as a proxy server for one request and as a redirect server for the next request.

Proxy, location, and registrar servers defined above are *logical* entities; implementations MAY combine them into a single application.

7 SIP Messages

SIP is a text-based protocol and uses the ISO 10646 character set in UTF-8 encoding (RFC 2279 [7]).

A SIP message is either a request from a client to a server, or a response from a server to a client.

Both **Request** (section 7.1) and **Response** (section 7.2) messages use the basic format of RFC 2822 [3], even though the syntax differs in character set and syntax specifics. (SIP allows header fields that would not be valid RFC 2822 header fields, for example.) Both types of messages consist of a **start-line**, one or more header fields, an empty line indicating the end of the header fields, and an optional **message-body**.

```
generic-message  = start-line
                  *message-header
                  CRLF
                  [ message-body ]
start-line        = Request-Line / Status-Line
```

The start-line, each message-header line, and the empty line **MUST** be terminated by a carriage-return line-feed sequence (CRLF). Note that the empty line **MUST** be present even if the message-body is not.

Except for the above difference in character sets, much of SIP's message and header field syntax is identical to HTTP/1.1. Rather than repeating the syntax and semantics here, we use [HX.Y] to refer to Section X.Y of the current HTTP/1.1 specification (RFC 2616 [8]).

However, SIP is not an extension of HTTP.

7.1 Requests

SIP requests are distinguished by having a **Request-Line** for a **start-line**. A **Request-Line** contains a method name, a **Request-URI**, and the protocol version separated by a single space (SP) character.

The **Request-Line** ends with CRLF. No CR or LF are allowed except in the end-of-line CRLF sequence. No linear whitespace (LWS) is allowed in any of the elements.

Request-Line = Method SP Request-URI SP SIP-Version CRLF

Method: This specification defines six methods: REGISTER for registering contact information, INVITE, ACK, and CANCEL for setting up sessions, BYE for terminating sessions, and OPTIONS for querying servers about their capabilities. SIP extensions, documented in standards track RFCs, may define additional methods.

Request-URI: The Request-URI is a SIP or SIPS URI as described in Section 19.1 or a general URI (RFC 2396 [5]). It indicates the user or service to which this request is being addressed. The Request-URI MUST NOT contain unescaped spaces or control characters and MUST NOT be enclosed in "<>". SIP elements MAY support Request-URIs with schemes other than "sip" and "sips", for example the "tel" URI scheme of RFC 2806 [9]. SIP elements MAY translate non-SIP URIs using any mechanism at their disposal, resulting in either SIP URI, SIPS URI, or some other scheme.

SIP-Version: Both request and response messages include the version of SIP in use, and follow [H3.1] (with HTTP replaced by SIP, and HTTP/1.1 replaced by SIP/2.0) regarding version ordering, compliance requirements, and upgrading of version numbers. To be compliant with this specification, applications sending SIP messages MUST include a SIP-Version of "SIP/2.0". The SIP-Version string is case-insensitive, but implementations MUST send upper-case.

Unlike HTTP/1.1, SIP treats the version number as a literal string. In practice, this should make no difference.

7.2 Responses

SIP responses are distinguished from requests by having a Status-Line as their start-line. A Status-Line consists of the protocol version followed by a numeric Status-Code and its associated textual phrase, with each element separated by a single SP character.

No CR or LF is allowed except in the final CRLF sequence.

Status-Line = SIP-Version SP Status-Code SP Reason-Phrase CRLF

The Status-Code is a 3-digit integer result code that indicates the outcome of an attempt to understand and satisfy a request. The Reason-Phrase is intended to give a short textual description of the Status-Code. The Status-Code is intended for use by automata, whereas the Reason-Phrase is intended for the human user. A client is not required to examine or display the Reason-Phrase.

While this specification suggests specific wording for the reason phrase, implementations MAY choose other text, for example, in the language indicated in the Accept-Language header field of the request.

The first digit of the Status-Code defines the class of response. The last two digits do not have any categorization role. For this reason, any response with a status code between 100 and 199 is referred to as a "1xx response", any response with a status code between 200 and 299 as a "2xx response", and so on. SIP/2.0 allows six values for the first digit:

1xx: Provisional – request received, continuing to process the request;

2xx: Success – the action was successfully received, understood, and accepted;

3xx: Redirection – further action needs to be taken in order to complete the request;

4xx: Client Error – the request contains bad syntax or cannot be fulfilled at this server;

5xx: Server Error – the server failed to fulfill an apparently valid request;

6xx: Global Failure – the request cannot be fulfilled at any server.

Section 21 defines these classes and describes the individual codes.

7.3 Header Fields

SIP header fields are similar to HTTP header fields in both syntax and semantics. In particular, SIP header fields follow the [H4.2] definitions of syntax for **message-header** and the rules for extending header fields over multiple lines. However, the latter is specified in HTTP with implicit whitespace and folding. This specification conforms with RFC 2234 [10] and uses only explicit whitespace and folding as an integral part of the grammar.

[H4.2] also specifies that multiple header fields of the same field name whose value is a comma-separated list can be combined into one header field. That applies to SIP as well, but the specific rule is different because of the different grammars. Specifically, any SIP header whose grammar is of the form:

header = "header-name" HCOLON header-value *(COMMA header-value)

allows for combining header fields of the same name into a comma-separated list. This is also true for the **Contact** header, as long as none of the header field values are “*”.

7.3.1 Header Field Format

Header fields follow the same generic header format as that given in Section 2.2 of RFC 2822 [3]. Each header field consists of a field name followed by a colon (":") and the field value.

field-name: field-value

The formal grammar for a **message-header** specified in Section 25 allows for an arbitrary amount of whitespace on either side of the colon; however, implementations should avoid spaces between the field name and the colon and use a single space (SP) between the colon and the **field-value**. Thus,

Subject: lunch

Subject: lunch

Subject: lunch

Subject: lunch

are all valid and equivalent, but the last is the preferred form.

Header fields can be extended over multiple lines by preceding each extra line with at least one SP or horizontal tab (HT). The line break and the whitespace at the beginning of the next line are treated as a single SP character. Thus, the following are equivalent:

Subject: I know you're there, pick up the phone and talk to me!

Subject: I know you're there,

pick up the phone

and talk to me!

The relative order of header fields with different field names is not significant. However, it is RECOMMENDED that header fields which are needed for proxy processing (Via, Route, Record-Route, Proxy-Require, Max-Forwards, and Proxy-Authorization, for example) appear towards the top of the message to facilitate rapid parsing. The relative order of header field rows with the same field name is important. Multiple header field rows with the same field-name MAY be present in a message if and only if the entire field-value for that header field is defined as a comma-separated list (that is, if follows the grammar defined in Section 7.3). It MUST be possible to combine the multiple header field rows into one "field-name: field-value" pair, without changing the semantics of the message, by appending each subsequent field-value to the first, each separated by a comma. The exceptions to this rule are the WWW-Authenticate, Authorization, Proxy-Authenticate, and Proxy-Authorization header fields. Multiple header field rows with these names MAY be present in a message, but since their grammar does not follow the general form listed in Section 7.3, they MUST NOT be combined into a single header field row.

Implementations MUST be able to process multiple header field rows with the same name in any combination of the single-value-per-line or comma-separated value forms.

The following groups of header field rows are valid and equivalent:

```
Route: <sip:alice@atlanta.com>
Subject: Lunch
Route: <sip:bob@biloxi.com>
Route: <sip:carol@chicago.com>

Route: <sip:alice@atlanta.com>, <sip:bob@biloxi.com>
Route: <sip:carol@chicago.com>
Subject: Lunch

Subject: Lunch
Route: <sip:alice@atlanta.com>, <sip:bob@biloxi.com>, <sip:carol@chicago.com>
```

Each of the following blocks is valid but not equivalent to the others:

```
Route: <sip:alice@atlanta.com>
Route: <sip:bob@biloxi.com>
Route: <sip:carol@chicago.com>

Route: <sip:bob@biloxi.com>
Route: <sip:alice@atlanta.com>
Route: <sip:carol@chicago.com>

Route: <sip:alice@atlanta.com>, <sip:carol@chicago.com>, <sip:bob@biloxi.com>
```

The format of a header field-value is defined per header-name. It will always be either an opaque sequence of TEXT-UTF8 octets, or a combination of whitespace, tokens, separators, and quoted strings. Many existing header fields will adhere to the general form of a value followed by a semi-colon separated sequence of parameter-name, parameter-value pairs:

field-name: field-value *(;parameter-name=parameter-value)

Even though an arbitrary number of parameter pairs may be attached to a header field value, any given **parameter-name** MUST NOT appear more than once.

When comparing header fields, field names are always case-insensitive. Unless otherwise stated in the definition of a particular header field, field values, parameter names, and parameter values are case-insensitive. Tokens are always case-insensitive. Unless specified otherwise, values expressed as quoted strings are case-sensitive.

For example,

Contact: <sip:alice@atlanta.com>;expires=3600

is equivalent to

CONTACT: <sip:alice@atlanta.com>;ExPiReS=3600

and

Content-Disposition: session;handling=optional

is equivalent to

content-disposition: Session;HANDLING=OPTIONAL

The following two header fields are not equivalent:

Warning: 370 devnull "Choose a bigger pipe"

Warning: 370 devnull "CHOOSE A BIGGER PIPE"

7.3.2 Header Field Classification

Some header fields only make sense in requests or responses. These are called request header fields and response header fields, respectively. If a header field appears in a message not matching its category (such as a request header field in a response), it MUST be ignored. Section 20 defines the classification of each header field.

7.3.3 Compact Form

SIP provides a mechanism to represent common header field names in an abbreviated form. This may be useful when messages would otherwise become too large to be carried on the transport available to it (exceeding the maximum transmission unit (MTU) when using UDP, for example). These compact forms are defined in Section 20. A compact form MAY be substituted for the longer form of a header field name at any time without changing the semantics of the message. A header field name MAY appear in both long and short forms within the same message. Implementations MUST accept both the long and short forms of each header name.

7.4 Bodies

Requests, including new requests defined in extensions to this specification, MAY contain message bodies unless otherwise noted. The interpretation of the body depends on the request method.

For response messages, the request method and the response status code determine the type and interpretation of any message body. All responses MAY include a body.

7.4.1 Message Body Type

The Internet media type of the message body MUST be given by the Content-Type header field. If the body has undergone any encoding such as compression, then this MUST be indicated by the Content-Encoding header field; otherwise, Content-Encoding MUST be omitted. If applicable, the character set of the message body is indicated as part of the Content-Type header-field value.

The "multipart" MIME type defined in RFC 2046 [11] MAY be used within the body of the message. Implementations that send requests containing multipart message bodies MUST send a session description as a non-multipart message body if the remote implementation requests this through an Accept header field that does not contain multipart.

Note that SIP messages MAY contain binary bodies or body parts.

7.4.2 Message Body Length

The body length in bytes is provided by the Content-Length header field. Section 20.14 describes the necessary contents of this header field in detail.

The "chunked" transfer encoding of HTTP/1.1 MUST NOT be used for SIP. (Note: The chunked encoding modifies the body of a message in order to transfer it as a series of chunks, each with its own size indicator.)

7.5 Framing SIP messages

Unlike HTTP, SIP implementations can use UDP or other unreliable datagram protocols. Each such datagram carries one request or response. See Section 18 on constraints on usage of unreliable transports.

Implementations processing SIP messages over stream-oriented transports MUST ignore any CRLF appearing before the start-line [H4.1].

The Content-Length header field value is used to locate the end of each SIP message in a stream. It will always be present when SIP messages are sent over stream-oriented transports.

8 General User Agent Behavior

A user agent represents an end system. It contains a user agent client (UAC), which generates requests, and a user agent server (UAS), which responds to them. A UAC is capable of generating a request based on some external stimulus (the user clicking a button, or a signal on a PSTN line) and processing a response. A UAS is capable of receiving a request and generating a response based on user input, external stimulus, the result of a program execution, or some other mechanism.

When a UAC sends a request, the request passes through some number of proxy servers, which forward the request towards the UAS. When the UAS generates a response, the response is forwarded towards the UAC.

UAC and UAS procedures depend strongly on two factors. First, based on whether the request or response is inside or outside of a dialog, and second, based on the method of a request. Dialogs are discussed thoroughly in Section 12; they represent a peer-to-peer relationship between user agents and are established by specific SIP methods, such as INVITE.

In this section, we discuss the method-independent rules for UAC and UAS behavior when processing requests that are outside of a dialog. This includes, of course, the requests which themselves establish a dialog.

Security procedures for requests and responses outside of a dialog are described in Section 26. Specifically, mechanisms exist for the UAS and UAC to mutually authenticate. A limited set of privacy features are also supported through encryption of bodies using S/MIME.

8.1 UAC Behavior

This section covers UAC behavior outside of a dialog.

8.1.1 Generating the Request

A valid SIP request formulated by a UAC MUST at a minimum contain the following header fields: To, From, CSeq, Call-ID, Max-Forwards, and Via; all of these header fields are mandatory in all SIP messages. These six header fields are the fundamental building blocks of a SIP message, as they jointly provide for most of the critical message routing services including the addressing of messages, the routing of responses, limiting message propagation, ordering of messages, and the unique identification of transactions. These header fields are in addition to the mandatory request line, which contains the method, Request-URI, and SIP version.

Examples of requests sent outside of a dialog include an INVITE to establish a session (Section 13) and an OPTIONS to query for capabilities (Section 11).

8.1.1.1 Request-URI The initial Request-URI of the message SHOULD be set to the value of the URI in the To field. One notable exception is the REGISTER method; behavior for setting the Request-URI of REGISTER is given in Section 10. It may also be undesirable for privacy reasons or convenience to set these fields to the same value (especially if the originating UA expects that the Request-URI will be changed during transit).

In some special circumstances, the presence of a pre-existing route set can affect the Request-URI of the message. A pre-existing route set is an ordered set of URIs that identify a chain of servers, to which a UAC will send outgoing requests that are outside of a dialog. Commonly, they are configured on the UA by a user or service provider manually, or through some other non-SIP mechanism. When a provider wishes to configure a UA with an outbound proxy, it is RECOMMENDED that this be done by providing it with a pre-existing route set with a single URI, that of the outbound proxy.

When a pre-existing route set is present, the procedures for populating the Request-URI and Route header field detailed in Section 12.2.1.1 MUST be followed, even though there is no dialog.

8.1.1.2 To The To header field first and foremost specifies the desired "logical" recipient of the request, or the address-of-record of the user or resource that is the target of this request. This may or may not be the ultimate recipient of the request. The To header field MAY contain a SIP or SIPS URI, but it may also make use of other URI schemes (the tel URL (RFC 2806 [9]), for example) when appropriate. All SIP

implementations MUST support the SIP and URI scheme. Any implementation that supports TLS MUST support the SIPS URI scheme. The To header field allows for a display name.

A UAC may learn how to populate the To header field for a particular request in a number of ways. Usually the user will suggest the To header field through a human interface, perhaps inputting the URI manually or selecting it from some sort of address book. Frequently, the user will not enter a complete URI, but rather a string of digits or letters (for example, "bob"). It is at the discretion of the UA to choose how to interpret this input. Using the string to form the user part of a SIP URI implies that the UA wishes the name to be resolved in the domain to the right-hand side (RHS) of the at-sign in the SIP URI (for instance, sip:bob@example.com). Using the string to form the user part of a SIPS URI implies that the UA wishes to communicate securely, and that the name is to be resolved in the domain to the RHS of the at-sign. The RHS will frequently be the home domain of the user, which allows for the home domain to process the outgoing request. This is useful for features like "speed dial" that require interpretation of the user part in the home domain. The tel URL may be used when the UA does not wish to specify the domain that should interpret a telephone number that has been inputted by the user. Rather, each domain through which the request passes would be given that opportunity. As an example, a user in an airport might log in and send requests through an outbound proxy in the airport. If they enter "411" (this is the phone number for local directory assistance in the United States), that needs to be interpreted and processed by the outbound proxy in the airport, not the user's home domain. In this case, tel:411 would be the right choice.

A request outside of a dialog MUST NOT contain a tag; the tag in the To field of a request identifies the peer of the dialog. Since no dialog is established, no tag is present.

For further information on the To header field, see Section 20.39. The following is an example of valid To header field:

```
To: Carol <sip:carol@chicago.com>
```

8.1.1.3 From The From header field indicates the logical identity of the initiator of the request, possibly the user's address-of-record. Like the To header field, it contains a URI and optionally a display name. It is used by SIP elements to determine which processing rules to apply to a request (for example, automatic call rejection). As such, it is very important that the From URI not contain IP addresses or the FQDN of the host on which the UA is running, since these are not logical names.

The From header field allows for a display name. A UAC SHOULD use the display name "Anonymous", along with a syntactically correct, but otherwise meaningless URI (like sip:thisis@anonymous.invalid), if the identity of the client is to remain hidden.

Usually the value that populates the From header field in requests generated by a particular UA is pre-provisioned by the user or by the administrators of the user's local domain. If a particular UA is used by multiple users, it might have switchable profiles that include a URI corresponding to the identity of the profiled user. Recipients of requests can authenticate the originator of a request in order to ascertain that they are who their From header field claims they are (see Section 22 for more on authentication).

The From field MUST contain a new "tag" parameter, chosen by the UAC. See Section 19.3 for details on choosing a tag.

For further information on the From header field, see Section 20.20. Examples:

```
From: "Bob" <sips:bob@biloxi.com> ;tag=a48s
From: sip:+12125551212@phone2net.com;tag=887s
From: Anonymous <sip:c8oqz84zk7z@privacy.org>;tag=hyh8
```

8.1.1.4 Call-ID The Call-ID header field acts as a unique identifier to group together a series of messages. It MUST be the same for all requests and responses sent by either UA in a dialog. It SHOULD be the same in each registration from a UA.

In a new request created by a UAC outside of any dialog, the Call-ID header field MUST be selected by the UAC as a globally unique identifier over space and time unless overridden by method-specific behavior. All SIP UAs must have a means to guarantee that the Call-ID header fields they produce will not be inadvertently generated by any other UA. Note that when requests are retried after certain failure responses that solicit an amendment to a request (for example, a challenge for authentication), these retried requests are not considered new requests, and therefore do not need new Call-ID header fields; see Section 8.1.3.5.

Use of cryptographically random identifiers (RFC 1750 [12]) in the generation of Call-IDs is RECOMMENDED. Implementations MAY use the form "localid@host". Call-IDs are case-sensitive and are simply compared byte-by-byte.

Using cryptographically random identifiers provides some protection against session hijacking and reduces the likelihood of unintentional Call-ID collisions.

No provisioning or human interface is required for the selection of the Call-ID header field value for a request.

For further information on the Call-ID header field, see Section 20.8.

Example:

Call-ID: f81d4fae-7dec-11d0-a765-00a0c91e6bf6@foo.bar.com

8.1.1.5 CSeq The CSeq header field serves as a way to identify and order transactions. It consists of a sequence number and a method. The method MUST match that of the request. For non-REGISTER requests outside of a dialog, the sequence number value is arbitrary. The sequence number value MUST be expressible as a 32-bit unsigned integer and MUST be less than 2^{31} . As long as it follows the above guidelines, a client may use any mechanism it would like to select CSeq header field values.

Section 12.2.1.1 discusses construction of the CSeq for requests within a dialog.

Example:

CSeq: 4711 INVITE

8.1.1.6 Max-Forwards The Max-Forwards header field serves to limit the number of hops a request can transit on the way to its destination. It consists of an integer that is decremented by one at each hop. If the Max-Forwards value reaches 0 before the request reaches its destination, it will be rejected with a 483(Too Many Hops) error response.

A UAC MUST insert a Max-Forwards header field into each request it originates with a value which SHOULD be 70. This number was chosen to be sufficiently large to guarantee that a request would not be dropped in any SIP network when there were no loops, but not so large as to consume proxy resources when a loop does occur. Lower values should be used with caution and only in networks where topologies are known by the UA.

8.1.1.7 Via The Via header field indicates the transport used for the transaction and identifies the location where the response is to be sent. A Via header field value is added only after the transport that will be used to reach the next hop has been selected (which may involve the usage of the procedures in [4]).

When the UAC creates a request, it MUST insert a **Via** into that request. The protocol name and protocol version in the header field MUST be SIP and 2.0, respectively. The **Via** header field value MUST contain a branch parameter. This parameter is used to identify the transaction created by that request. This parameter is used by both the client and the server.

The branch parameter value MUST be unique across space and time for all requests sent by the UA. The exceptions to this rule are **CANCEL** and **ACK** for non-2xx responses. As discussed below, a **CANCEL** request will have the same value of the branch parameter as the request it cancels. As discussed in Section 17.1.1.3, an **ACK** for a non-2xx response will also have the same branch ID as the **INVITE** whose response it acknowledges.

The uniqueness property of the branch ID parameter, to facilitate its use as a transaction ID, was not part of RFC 2543

The branch ID inserted by an element compliant with this specification MUST always begin with the characters "z9hG4bK". These 7 characters are used as a magic cookie (7 is deemed sufficient to ensure that an older RFC 2543 implementation would not pick such a value), so that servers receiving the request can determine that the branch ID was constructed in the fashion described by this specification (that is, globally unique). Beyond this requirement, the precise format of the branch token is implementation-defined.

The **Via** header maddr, ttl, and sent-by components will be set when the request is processed by the transport layer (Section 18).

Via processing for proxies is described in Section 16.6 Item 8 and Section 16.7 Item 3.

8.1.1.8 Contact The **Contact** header field provides a SIP URI that can be used to contact that specific instance of the UA for subsequent requests. The **Contact** header field MUST be present and contain exactly one SIP or SIPS URI in any request that can result in the establishment of a dialog. For the methods defined in this specification, that includes only the **INVITE** request. For these requests, the scope of the **Contact** is global. That is, the **Contact** header field value contains the URI at which the UA would like to receive requests, and this URI MUST be valid even if used in subsequent requests outside of any dialogs.

If the **Request-URI** or top **Route** header field value contains a SIPS URI, the **Contact** header field MUST contain a SIPS URI as well.

For further information on the **Contact** header field, see Section 20.10.

8.1.1.9 Supported and Require If the UAC supports extensions to SIP that can be applied by the server to the response, the UAC SHOULD include a **Supported** header field in the request listing the option tags (Section 19.2) for those extensions.

The option tags listed MUST only refer to extensions defined in standards-track RFCs. This is to prevent servers from insisting that clients implement non-standard, vendor-defined features in order to receive service. Extensions defined by experimental and informational RFCs are explicitly excluded from usage with the **Supported** header field in a request, since they too are often used to document vendor-defined extensions.

If the UAC wishes to insist that a UAS understand an extension that the UAC will apply to the request in order to process the request, it MUST insert a **Require** header field into the request listing the option tag for that extension. If the UAC wishes to apply an extension to the request and insist that any proxies that are traversed understand that extension, it MUST insert a **Proxy-Require** header field into the request listing the option tag for that extension.

As with the Supported header field, the option tags in the Require and Proxy-Require header fields MUST only refer to extensions defined in standards-track RFCs.

8.1.1.10 Additional Message Components After a new request has been created, and the header fields described above have been properly constructed, any additional optional header fields are added, as are any header fields specific to the method.

SIP requests MAY contain a MIME-encoded message-body. Regardless of the type of body that a request contains, certain header fields must be formulated to characterize the contents of the body. For further information on these header fields, see Sections 20.11 through 20.15.

8.1.2 Sending the Request

The destination for the request is then computed. Unless there is local policy specifying otherwise, then the destination MUST be determined by applying the DNS procedures described in [4] as follows. If the first element in the route set indicated a strict router (resulting in forming the request as described in Section 12.2.1.1), the procedures MUST be applied to the Request-URI of the request. Otherwise, the procedures are applied to the first Route header field value in the request (if one exists), or to the request's Request-URI if there is no Route header field present. These procedures yield an ordered set of address, port, and transports to attempt. Independent of which URI is used as input to the procedures of [4], if the Request-URI specifies a SIPS resource, the UAC MUST follow the procedures of [4] as if the input URI were a SIPS URI.

Local policy MAY specify an alternate set of destinations to attempt. If the Request-URI contains a SIPS URI, any alternate destinations MUST be contacted with TLS. Beyond that, there are no restrictions on the alternate destinations if the request contains no Route header field. This provides a simple alternative to a pre-existing route set as a way to specify an outbound proxy. However, that approach for configuring an outbound proxy is NOT RECOMMENDED; a pre-existing route set with a single URI SHOULD be used instead. If the request contains a Route header field, the request SHOULD be sent to the locations derived from its topmost value, but MAY be sent to any server that the UA is certain will honor the Route and Request-URI policies specified in this document (as opposed to those in RFC 2543). In particular, a UAC configured with an outbound proxy SHOULD attempt to send the request to the location indicated in the first Route header field value instead of adopting the policy of sending all messages to the outbound proxy.

This ensures that outbound proxies that do not add Record-Route header field values will drop out of the path of subsequent requests. It allows endpoints that cannot resolve the first Route URI to delegate that task to an outbound proxy.

The UAC SHOULD follow the procedures defined in [4] for stateful elements, trying each address until a server is contacted. Each try constitutes a new transaction, and therefore each carries a different topmost Via header field value with a new branch parameter. Furthermore, the transport value in the Via header field is set to whatever transport was determined for the target server.

8.1.3 Processing Responses

Responses are first processed by the transport layer and then passed up to the transaction layer. The transaction layer performs its processing and then passes the response up to the TU. The majority of response processing in the TU is method specific. However, there are some general behaviors independent of the method.

8.1.3.1 Transaction Layer Errors In some cases, the response returned by the transaction layer will not be a SIP message, but rather a transaction layer error. When a timeout error is received from the transaction layer, it **MUST** be treated as if a 408 (Request Timeout) status code has been received. If a fatal transport error is reported by the transport layer (generally, due to fatal ICMP errors in UDP or connection failures in TCP), the condition **MUST** be treated as a 503 (Service Unavailable) status code.

8.1.3.2 Unrecognized Responses A UAC **MUST** treat any final response it does not recognize as being equivalent to the x00 response code of that class, and **MUST** be able to process the x00 response code for all classes. For example, if a UAC receives an unrecognized response code of 431, it can safely assume that there was something wrong with its request and treat the response as if it had received a 400 (Bad Request) response code. A UAC **MUST** treat any provisional response different than 100 that it does not recognize as 183 (Session Progress). A UAC **MUST** be able to process 100 and 183 responses.

8.1.3.3 Vias If more than one Via header field value is present in a response, the UAC **SHOULD** discard the message.

The presence of additional Via header field values that precede the originator of the request suggests that the message was misrouted or possibly corrupted.

8.1.3.4 Processing 3xx Responses Upon receipt of a redirection response (for example, a 301 response status code), clients **SHOULD** use the URI(s) in the **Contact** header field to formulate one or more new requests based on the redirected request. This process is similar to that of a proxy recursing on a 3xx class response as detailed in Sections 16.5 and 16.6. A client starts with an initial target set containing exactly one URI, the **Request-URI** of the original request. If a client wishes to formulate new requests based on a 3xx class response to that request, it places the URIs to try into the target set. Subject to the restrictions in this specification, a client can choose which **Contact** URIs it places into the target set. As with proxy recursion, a client processing 3xx class responses **MUST NOT** add any given URI to the target set more than once. If the original request had a SIPS URI in the **Request-URI**, the client **MAY** choose to recurse to a non-SIPS URI, but **SHOULD** inform the user of the redirection to an insecure URI.

Any new request may receive 3xx responses themselves containing the original URI as a contact. Two locations can be configured to redirect to each other. Placing any given URI in the target set only once prevents infinite redirection loops.

As the target set grows, the client **MAY** generate new requests to the URIs in any order. A common mechanism is to order the set by the "q" parameter value from the **Contact** header field value. Requests to the URIs **MAY** be generated serially or in parallel. One approach is to process groups of decreasing q-values serially and process the URIs in each q-value group in parallel. Another is to perform only serial processing in decreasing q-value order, arbitrarily choosing between contacts of equal q-value.

If contacting an address in the list results in a failure, as defined in the next paragraph, the element moves to the next address in the list, until the list is exhausted. If the list is exhausted, then the request has failed.

Failures **SHOULD** be detected through failure response codes (codes greater than 399); for network errors the client transaction will report any transport layer failures to the transaction user. Note that some response codes (detailed in 8.1.3.5) indicate that the request can be retried; requests that are reattempted should not be considered failures.

When a failure for a particular contact address is received, the client **SHOULD** try the next contact address. This will involve creating a new client transaction to deliver a new request.

In order to create a request based on a contact address in a 3xx response, a UAC MUST copy the entire URI from the target set into the Request-URI, except for the "method-param" and "header" URI parameters (see Section 19.1.1 for a definition of these parameters). It uses the "header" parameters to create header field values for the new request, overwriting header field values associated with the redirected request in accordance with the guidelines in Section 19.1.5.

Note that in some instances, header fields that have been communicated in the contact address may instead append to existing request header fields in the original redirected request. As a general rule, if the header field can accept a comma-separated list of values, then the new header field value MAY be appended to any existing values in the original redirected request. If the header field does not accept multiple values, the value in the original redirected request MAY be overwritten by the header field value communicated in the contact address. For example, if a contact address is returned with the following value:

```
sip:user@host?Subject=foo&Call-Info=<http://www.foo.com>
```

Then any Subject header field in the original redirected request is overwritten, but the HTTP URL is merely appended to any existing Call-Info header field values.

It is RECOMMENDED that the UAC reuse the same To, From, and Call-ID used in the original redirected request, but the UAC MAY also choose to update the Call-ID header field value for new requests, for example.

Finally, once the new request has been constructed, it is sent using a new client transaction, and therefore MUST have a new branch ID in the top Via field as discussed in Section 8.1.1.7.

In all other respects, requests sent upon receipt of a redirect response SHOULD re-use the header fields and bodies of the original request.

In some instances, Contact header field values may be cached at UAC temporarily or permanently depending on the status code received and the presence of an expiration interval; see Sections 21.3.2 and 21.3.3.

8.1.3.5 Processing 4xx Responses Certain 4xx response codes require specific UA processing, independent of the method.

If a 401 (Unauthorized) or 407 (Proxy Authentication Required) response is received, the UAC SHOULD follow the authorization procedures of Section 22.2 and Section 22.3 to retry the request with credentials.

If a 413 (Request Entity Too Large) response is received (Section 21.4.11), the request contained a body that was longer than the UAS was willing to accept. If possible, the UAC SHOULD retry the request, either omitting the body or using one of a smaller length.

If a 415 (Unsupported Media Type) response is received (Section 21.4.13), the request contained media types not supported by the UAS. The UAC SHOULD retry sending the request, this time only using content with types listed in the Accept header field in the response, with encodings listed in the Accept-Encoding header field in the response, and with languages listed in the Accept-Language in the response.

If a 416 (Unsupported URI Scheme) response is received (Section 21.4.14), the Request-URI used a URI scheme not supported by the server. The client SHOULD retry the request, this time, using a SIP URI.

If a 420 (Bad Extension) response is received (Section 21.4.15), the request contained a Require or Proxy-Require header field listing an option-tag for a feature not supported by a proxy or UAS. The UAC SHOULD retry the request, this time omitting any extensions listed in the Unsupported header field in the response.

In all of the above cases, the request is retried by creating a new request with the appropriate modifications. This new request SHOULD have the same value of the Call-ID, To, and From of the previous request, but the CSeq should contain a new sequence number that is one higher than the previous.

With other 4xx responses, including those yet to be defined, a retry may or may not be possible depending on the method and the use case.

8.2 UAS Behavior

When a request outside of a dialog is processed by a UAS, there is a set of processing rules that are followed, independent of the method. Section 12 gives guidance on how a UAS can tell whether a request is inside or outside of a dialog.

Note that request processing is atomic. If a request is accepted, all state changes associated with it MUST be performed. If it is rejected, all state changes MUST NOT be performed.

UASs SHOULD process the requests in the order of the steps that follow in this section (that is, starting with authentication, then inspecting the method, the header fields, and so on throughout the remainder of this section).

8.2.1 Method Inspection

Once a request is authenticated (or authentication is skipped), the UAS MUST inspect the method of the request. If the UAS recognizes but does not support the method of a request, it MUST generate a 405 (Method Not Allowed) response. Procedures for generating responses are described in Section 8.2.6. The UAS MUST also add an **Allow** header field to the 405 (Method Not Allowed) response. The **Allow** header field MUST list the set of methods supported by the UAS generating the message. The **Allow** header field is presented in Section 20.5.

If the method is one supported by the server, processing continues.

8.2.2 Header Inspection

If a UAS does not understand a header field in a request (that is, the header field is not defined in this specification or in any supported extension), the server MUST ignore that header field and continue processing the message. A UAS SHOULD ignore any malformed header fields that are not necessary for processing requests.

8.2.2.1 To and Request-URI The **To** header field identifies the original recipient of the request designated by the user identified in the **From** field. The original recipient may or may not be the UAS processing the request, due to call forwarding or other proxy operations. A UAS MAY apply any policy it wishes to determine whether to accept requests when the **To** header field is not the identity of the UAS. However, it is RECOMMENDED that a UAS accept requests even if they do not recognize the URI scheme (for example, a `tel:URI`) in the **To** header field, or if the **To** header field does not address a known or current user of this UAS. If, on the other hand, the UAS decides to reject the request, it SHOULD generate a response with a 403 (Forbidden) status code and pass it to the server transaction for transmission.

However, the **Request-URI** identifies the UAS that is to process the request. If the **Request-URI** uses a scheme not supported by the UAS, it SHOULD reject the request with a 416 (Unsupported URI Scheme) response. If the **Request-URI** does not identify an address that the UAS is willing to accept requests for, it SHOULD reject the request with a 404 (Not Found) response. Typically, a UA that uses the **REGISTER** method to bind its address-of-record to a specific contact address will see requests whose **Request-URI** equals that contact address. Other potential sources of received **Request-URIs** include the **Contact** header fields of requests and responses sent by the UA that establish or refresh dialogs.

8.2.2.2 Merged Requests If the request has no tag in the **To** header field, the UAS core **MUST** check the request against ongoing transactions. If the **To** tag, **From** tag, **Call-ID**, **CSeq** exactly match (including tags) those associated with an ongoing transaction, but the **branch-ID** in the topmost **Via** does not match, the UAS core **SHOULD** generate a **482 (Loop Detected)** response and pass it to the server transaction.

The same request has arrived at the UAS more than once, following different paths, most likely due to forking. The UAS processes the first such request received and responds with a **482 (Loop Detected)** to the rest of them.

8.2.2.3 Require Assuming the UAS decides that it is the proper element to process the request, it examines the **Require** header field, if present.

The **Require** header field is used by a UAC to tell a UAS about SIP extensions that the UAC expects the UAS to support in order to process the request properly. Its format is described in Section 20.32. If a UAS does not understand an option-tag listed in a **Require** header field, it **MUST** respond by generating a response with status code **420 (Bad Extension)**. The UAS **MUST** add an **Unsupported** header field, and list in it those options it does not understand amongst those in the **Require** header field of the request.

Note that **Require** and **Proxy-Require** **MUST NOT** be used in a **SIP CANCEL** request, or in an **ACK** request sent for a non-2xx response. These header fields **MUST** be ignored if they are present in these requests.

An **ACK** request for a 2xx response **MUST** contain only those **Require** and **Proxy-Require** values that were present in the initial request.

Example:

```
UAC->UAS:  INVITE sip:watson@bell-telephone.com SIP/2.0
           Require: 100rel

UAS->UAC:   SIP/2.0 420 Bad Extension
           Unsupported: 100rel
```

This behavior ensures that the client-server interaction will proceed without delay when all options are understood by both sides, and only slow down if options are not understood (as in the example above). For a well-matched client-server pair, the interaction proceeds quickly, saving a round-trip often required by negotiation mechanisms. In addition, it also removes ambiguity when the client requires features that the server does not understand. Some features, such as call handling fields, are only of interest to end systems.

8.2.3 Content Processing

Assuming the UAS understands any extensions required by the client, the UAS examines the body of the message, and the header fields that describe it. If there are any bodies whose type (indicated by the **Content-Type**), language (indicated by the **Content-Language**) or encoding (indicated by the **Content-Encoding**) are not understood, and that body part is not optional (as indicated by the **Content-Disposition** header field), the UAS **MUST** reject the request with a **415 (Unsupported Media Type)** response. The response **MUST** contain an **Accept** header field listing the types of all bodies it understands, in the event the request contained bodies of types not supported by the UAS. If the request contained content encodings not understood by the UAS, the response **MUST** contain an **Accept-Encoding** header field listing the encodings understood by the UAS. If the request contained content with languages not understood by the UAS, the response **MUST** contain an **Accept-Language** header field indicating the languages understood by the UAS. Beyond these checks, body handling depends on the method and type. For further information on the processing of

1323 content-specific header fields, see Section 7.4 as well as Section 20.11 through 20.15.

1324 8.2.4 Applying Extensions

1325 A UAS that wishes to apply some extension when generating the response MUST NOT do so unless support
1326 for that extension is indicated in the **Supported** header field in the request. If the desired extension is not
1327 supported, the server SHOULD rely only on baseline SIP and any other extensions supported by the client. In
1328 rare circumstances, where the server cannot process the request without the extension, the server MAY send
1329 a 421 (Extension Required) response. This response indicates that the proper response cannot be generated
1330 without support of a specific extension. The needed extension(s) MUST be included in a **Require** header
1331 field in the response. This behavior is NOT RECOMMENDED, as it will generally break interoperability.

1332 Any extensions applied to a non-421 response MUST be listed in a **Require** header field included in the
1333 response. Of course, the server MUST NOT apply extensions not listed in the **Supported** header field in the
1334 request. As a result of this, the **Require** header field in a response will only ever contain option tags defined
1335 in standards-track RFCs.

1336 8.2.5 Processing the Request

1337 Assuming all of the checks in the previous subsections are passed, the UAS processing becomes method-
1338 specific. Section 10 covers the **REGISTER** request, section 11 covers the **OPTIONS** request, section 13
1339 covers the **INVITE** request, and section 15 covers the **BYE** request.

1340 8.2.6 Generating the Response

1341 When a UAS wishes to construct a response to a request, it follows the general procedures detailed in the
1342 following subsections. Additional behaviors specific to the response code in question, which are not detailed
1343 in this section, may also be required.

1344 Once all procedures associated with the creation of a response have been completed, the UAS hands the
1345 response back to the server transaction from which it received the request.

1346 **8.2.6.1 Sending a Provisional Response** One largely non-method-specific guideline for the generation
1347 of responses is that UASs SHOULD NOT issue a provisional response for a non-**INVITE** request. Rather,
1348 UASs SHOULD generate a final response to a non-**INVITE** request as soon as possible.

1349 When a 100 (Trying) response is generated, any **Timestamp** header field present in the request MUST be
1350 copied into this 100 (Trying) response. If there is a delay in generating the response, the UAS SHOULD add
1351 a delay value into the **Timestamp** value in the response. This value MUST contain the difference between
1352 time of sending of the response and receipt of the request, measured in seconds.

1353 **8.2.6.2 Headers and Tags** The **From** field of the response MUST equal the **From** header field of the
1354 request. The **Call-ID** header field of the response MUST equal the **Call-ID** header field of the request. The
1355 **CSeq** header field of the response MUST equal the **CSeq** field of the request. The **Via** header field values in
1356 the response MUST equal the **Via** header field values in the request and MUST maintain the same ordering.

1357 If a request contained a **To** tag in the request, the **To** header field in the response MUST equal that of
1358 the request. However, if the **To** header field in the request did not contain a tag, the **URI** in the **To** header
1359 field in the response MUST equal the **URI** in the **To** header field; additionally, the UAS MUST add a tag to

the To header field in the response (with the exception of the 100 (Trying) response, in which a tag MAY be present). This serves to identify the UAS that is responding, possibly resulting in a component of a dialog ID. The same tag MUST be used for all responses to that request, both final and provisional (again excepting the 100 (Trying)). Procedures for generation of tags are defined in Section 19.3.

8.2.7 Stateless UAS Behavior

A stateless UAS is a UAS that does not maintain transaction state. It replies to requests normally, but discards any state that would ordinarily be retained by a UAS after a response has been sent. If a stateless UAS receives a retransmission of a request, it regenerates the response and resends it, just as if it were replying to the first instance of the request. Stateless UASs do not use a transaction layer; they receive requests directly from the transport layer and send responses directly to the transport layer.

The stateless UAS role is needed primarily to handle unauthenticated requests for which a challenge response is issued. If unauthenticated requests were handled statefully, then malicious floods of unauthenticated requests could create massive amounts of transaction state that might slow or completely halt call processing in a UAS, effectively creating a denial of service condition; for more information see Section 26.1.5.

The most important behaviors of a stateless UAS are the following:

- A stateless UAS MUST NOT send provisional (1xx) responses.
- A stateless UAS MUST NOT retransmit responses.
- A stateless UAS MUST ignore ACK requests.
- A stateless UAS MUST ignore CANCEL requests.
- To header tags MUST be generated for responses in a stateless manner - in a manner that will generate the same tag for the same request consistently. For information on tag construction see Section 19.3.

In all other respects, a stateless UAS behaves in the same manner as a stateful UAS. A UAS can operate in either a stateful or stateless mode for each new request.

8.3 Redirect Servers

In some architectures it may be desirable to reduce the processing load on proxy servers that are responsible for routing requests, and improve signaling path robustness, by relying on redirection. Redirection allows servers to push routing information for a request back in a response to the client, thereby taking themselves out of the loop of further messaging for this transaction while still aiding in locating the target of the request. When the originator of the request receives the redirection, it will send a new request based on the URI(s) it has received. By propagating URIs from the core of the network to its edges, redirection allows for considerable network scalability.

A redirect server is logically constituted of a server transaction layer and a transaction user that has access to a location service of some kind (see Section 10 for more on registrars and location services). This location service is effectively a database containing mappings between a single URI and a set of one or more alternative locations at which the target of that URI can be found.

A redirect server does not issue any SIP requests of its own. After receiving a request other than CANCEL, the server either refuses the request or gathers the list of alternative locations from the location service

and returns a final response of class 3xx. For well-formed **CANCEL** requests, it SHOULD return a 2xx response. This response ends the SIP transaction. The redirect server maintains transaction state for an entire SIP transaction. It is the responsibility of clients to detect forwarding loops between redirect servers.

When a redirect server returns a 3xx response to a request, it populates the list of (one or more) alternative locations into the **Contact** header field. An “expires” parameter to the **Contact** header field values may also be supplied to indicate the lifetime of the **Contact** data.

The **Contact** header field contains URIs giving the new locations or user names to try, or may simply specify additional transport parameters. A 301 (Moved Permanently) or 302 (Moved Temporarily) response may also give the same location and username that was targeted by the initial request but specify additional transport parameters such as a different server or multicast address to try, or a change of SIP transport from UDP to TCP or vice versa.

However, redirect servers MUST NOT redirect a request to a URI equal to the one in the **Request-URI**; instead, provided that the URI does not point to itself, the redirect server SHOULD proxy the request to the destination URI.

If a client is using an outbound proxy, and that proxy actually redirects requests, a potential arises for infinite redirection loops.

Note that a **Contact** header field value MAY also refer to a different resource than the one originally called. For example, a SIP call connected to PSTN gateway may need to deliver a special informational announcement such as “The number you have dialed has been changed.”

A **Contact** response header field can contain any suitable URI indicating where the called party can be reached, not limited to SIP URIs. For example, it could contain URIs for phones, fax, or irc (if they were defined) or a mailto: (RFC 2368 [31]) URL. Section 26.4.4 discusses implications and limitations of redirecting a SIPS URI to a non-SIPS URI.

The “expires” parameter of a **Contact** header field value indicates how long the URI is valid. The value of the parameter is a number indicating seconds. If this parameter is not provided, the value of the **Expires** header field determines how long the URI is valid. Malformed values SHOULD be treated as equivalent to 3600.

This provides a modest level of backwards compatibility with RFC 2543, which allowed absolute times in this header field. If an absolute time is received, it will be treated as malformed, and then default to 3600.

Redirect servers MUST ignore features that are not understood (including unrecognized header fields, any unknown option tags in **Require**, or even method names) and proceed with the redirection of the request in question.

9 Canceling a Request

The previous section has discussed general UA behavior for generating requests and processing responses for requests of all methods. In this section, we discuss a general purpose method, called **CANCEL**.

The **CANCEL** request, as the name implies, is used to cancel a previous request sent by a client. Specifically, it asks the UAS to cease processing the request and to generate an error response to that request. **CANCEL** has no effect on a request to which a UAS has already given a final response. Because of this, it is most useful to **CANCEL** requests to which it can take a server long time to respond. For this reason, **CANCEL** is best for **INVITE** requests, which can take a long time to generate a response. In that usage, a UAS that receives a **CANCEL** request for an **INVITE**, but has not yet sent a final response, would “stop ringing”, and then respond to the **INVITE** with a specific error response (a 487).

CANCEL requests can be constructed and sent by both proxies and user agent clients. Section 15 discusses under what conditions a UAC would CANCEL an INVITE request, and Section 16.10 discusses proxy usage of CANCEL.

A stateful proxy responds to a CANCEL, rather than simply forwarding a response it would receive from a downstream element. For that reason, CANCEL is referred to as a "hop-by-hop" request, since it is responded to at each stateful proxy hop.

9.1 Client Behavior

A CANCEL request SHOULD NOT be sent to cancel a request other than INVITE.

Since requests other than INVITE are responded to immediately, sending a CANCEL for a non-INVITE request would always create a race condition.

The following procedures are used to construct a CANCEL request. The Request-URI, Call-ID, To, the numeric part of CSeq, and From header fields in the CANCEL request MUST be identical to those in the request being cancelled, including tags. A CANCEL constructed by a client MUST have only a single Via header field value matching the top Via value in the request being cancelled. Using the same values for these header fields allows the CANCEL to be matched with the request it cancels (Section 9.2 indicates how such matching occurs). However, the method part of the CSeq header field MUST have a value of CANCEL. This allows it to be identified and processed as a transaction in its own right (See Section 17).

If the request being cancelled contains a Route header field, the CANCEL request MUST include that Route header field's values.

This is needed so that stateless proxies are able to route CANCEL requests properly.

The CANCEL request MUST NOT contain any Require or Proxy-Require header fields.

Once the CANCEL is constructed, the client SHOULD check whether it has received any response (provisional or final) for the request being cancelled (herein referred to as the "original request").

If no provisional response has been received, the CANCEL request MUST NOT be sent; rather, the client MUST wait for the arrival of a provisional response before sending the request. If the original request has generated a final response, the CANCEL SHOULD NOT be sent, as it is an effective no-op, since CANCEL has no effect on requests that have already generated a final response. When the client decides to send the CANCEL, it creates a client transaction for the CANCEL and passes it the CANCEL request along with the destination address, port, and transport. The destination address, port, and transport for the CANCEL MUST be identical to those used to send the original request.

If it was allowed to send the CANCEL before receiving a response for the previous request, the server could receive the CANCEL before the original request.

Note that both the transaction corresponding to the original request and the CANCEL transaction will complete independently. However, a UAC canceling a request cannot rely on receiving a 487 (Request Terminated) response for the original request, as an RFC 2543-compliant UAS will not generate such a response. If there is no final response for the original request in 64*T1 seconds (T1 is defined in Section 17.1.1.1), the client SHOULD then consider the original transaction cancelled and SHOULD destroy the client transaction handling the original request.

9.2 Server Behavior

The CANCEL method requests that the TU at the server side cancel a pending transaction. The TU determines the transaction to be cancelled by taking the CANCEL request, and then assuming that the request

method is anything but CANCEL and applying the transaction matching procedures of Section 17.2.3. The matching transaction is the one to be cancelled.

The processing of a CANCEL request at a server depends on the type of server. A stateless proxy will forward it, a stateful proxy might respond to it and generate some CANCEL requests of its own, and a UAS will respond to it. See Section 16.10 for proxy treatment of CANCEL.

A UAS first processes the CANCEL request according to the general UAS processing described in Section 8.2. However, since CANCEL requests are hop-by-hop and cannot be resubmitted, they cannot be challenged by the server in order to get proper credentials in an Authorization header field. Note also that CANCEL requests do not contain a Require header field.

If the UAS did not find a matching transaction for the CANCEL according to the procedure above, it SHOULD respond to the CANCEL with a 481 (Call Leg/Transaction Does Not Exist). If the transaction for the original request still exists, the behavior of the UAS on receiving a CANCEL request depends on whether it has already sent a final response for the original request. If it has, the CANCEL request has no effect on the processing of the original request, no effect on any session state, and no effect on the responses generated for the original request. If the UAS has not issued a final response for the original request, its behavior depends on the method of the original request. If the original request was an INVITE, the UAS SHOULD immediately respond to the INVITE with a 487 (Request Terminated). The behavior upon reception of a CANCEL request for any other method defined in this specification is effectively no-op.

Regardless of the method of the original request, as long as the CANCEL matched an existing transaction, the UAS answers the CANCEL request itself with a 200 (OK) response. This response is constructed following the procedures described in Section 8.2.6 noting that the To tag of the response to the CANCEL and the To tag in the response to the original request SHOULD be the same. The response to CANCEL is passed to the server transaction for transmission.

10 Registrations

10.1 Overview

SIP offers a discovery capability. If a user wants to initiate a session with another user, SIP must discover the current host(s) at which the destination user is reachable. This discovery process is frequently accomplished by SIP network elements such as proxy servers and redirect servers which are responsible for receiving a request, determining where to send it based on knowledge of the location of the user, and then sending it there. To do this, SIP network elements consult an abstract service known as a *location service*, which provides address bindings for a particular domain. These address bindings map an incoming SIP or SIPS URI, sip:bob@biloxi.com, for example, to one or more URIs that are somehow "closer" to the desired user, sip:bob@engineering.biloxi.com, for example. Ultimately, a proxy will consult a location service that maps a received URI to the user agent(s) at which the desired recipient is currently residing.

Registration creates bindings in a location service for a particular domain that associate an address-of-record URI with one or more contact addresses. Thus, when a proxy for that domain receives a request whose Request-URI matches the address-of-record, the proxy will forward the request to the contact addresses registered to that address-of-record. Generally, it only makes sense to register an address-of-record at a domain's location service when requests for that address-of-record would be routed to that domain. In most cases, this means that the domain of the registration will need to match the domain in the URI of the address-of-record.

There are many ways by which the contents of the location service can be established. One way is

administratively. In the above example, Bob is known to be a member of the engineering department through access to a corporate database. However, SIP provides a mechanism for a UA to create a binding explicitly. This mechanism is known as registration.

Registration entails sending a REGISTER request to a special type of UAS known as a registrar. A registrar acts as the front end to the location service for a domain, reading and writing mappings based on the contents of REGISTER requests. This location service is then typically consulted by a proxy server that is responsible for routing requests for that domain.

An illustration of the overall registration process is given in 2. Note that the registrar and proxy server are logical roles that can be played by a single device in a network; for purposes of clarity the two are separated in this illustration. Also note that UAs may send requests through a proxy server in order to reach a registrar if the two are separate elements.

SIP does not mandate a particular mechanism for implementing the location service. The only requirement is that a registrar for some domain **MUST** be able to read and write data to the location service, and a proxy or redirect server for that domain **MUST** be capable of reading that same data. A registrar **MAY** be co-located with a particular SIP proxy server for the same domain.

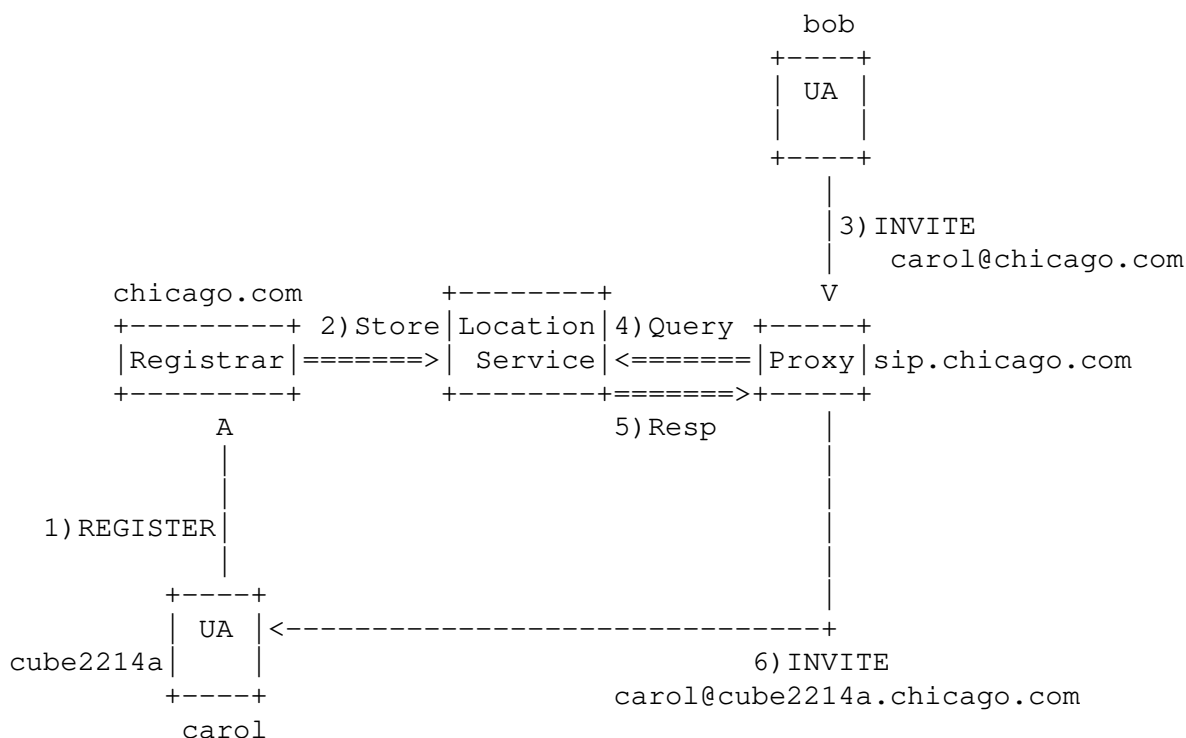


Figure 2: REGISTER example

10.2 Constructing the REGISTER Request

REGISTER requests add, remove, and query bindings. A REGISTER request can add a new binding between an address-of-record and one or more contact addresses. Registration on behalf of a particular

address-of-record can be performed by a suitably authorized third party. A client can also remove previous bindings or query to determine which bindings are currently in place for an address-of-record.

Except as noted, the construction of the REGISTER request and the behavior of clients sending a REGISTER request is identical to the general UAC behavior described in Section 8.1 and Section 17.1.

A REGISTER request does *not* establish a dialog. A UAC MAY include a Route header field in a REGISTER request based on a pre-existing route set as described in Section 8.1. The Record-Route header field has no meaning in REGISTER requests or responses, and MUST be ignored if present. In particular, the UAC MUST NOT create a new route set based on the presence or absence of a Record-Route header field in any response to a REGISTER request.

The following header fields, except Contact, MUST be included in a REGISTER request. A Contact header field MAY be included:

Request-URI: The Request-URI names the domain of the location service for which the registration is meant (for example, "sip:chicago.com"). The "userinfo" and "@" components of the SIP URI MUST NOT be present.

To: The To header field contains the address of record whose registration is to be created, queried, or modified. The To header field and the Request-URI field typically differ, as the former contains a user name. This address-of-record MUST be a SIP URI or SIPS URI.

From: The From header field contains the address-of-record of the person responsible for the registration. The value is the same as the To header field unless the request is a third-party registration.

Call-ID: All registrations from a UAC SHOULD use the same Call-ID header field value for registrations sent to a particular registrar.

If the same client were to use different Call-ID values, a registrar could not detect whether a delayed REGISTER request might have arrived out of order.

CSeq: The CSeq value guarantees proper ordering of REGISTER requests. A UA MUST increment the CSeq value by one for each REGISTER request with the same Call-ID.

Contact: REGISTER requests MAY contain a Contact header field with zero or more values containing address bindings.

UAs MUST NOT send a new registration (that is, containing new Contact header field values, as opposed to a retransmission) until they have received a final response from the registrar for the previous one or the previous REGISTER request has timed out.

The following Contact header parameters have a special meaning in REGISTER requests:

action: The "action" parameter from RFC 2543 has been deprecated. UACs SHOULD NOT use the "action" parameter.

expires: The "expires" parameter indicates how long the UA would like the binding to be valid. The value is a number indicating seconds. If this parameter is not provided, the value of the Expires header field is used instead. Implementations MAY treat values larger than 2**32-1 (4294967295 seconds or 136 years) as equivalent to 2**32-1. Malformed values SHOULD be treated as equivalent to 3600.

10.2.1 Adding Bindings

The REGISTER request sent to a registrar includes the contact address(es) to which SIP requests for the address-of-record should be forwarded. The address-of-record is included in the To header field of the REGISTER request.

The Contact header field values of the request typically consist of SIP or SIPS URIs that identify particular SIP endpoints (for example, "sip:carol@cube2214a.chicago.com"), but they MAY use any URI scheme. A SIP UA can choose to register telephone numbers (with the tel URL, RFC 2806 [9]) or email addresses (with a mailto URL, RFC 2368[31]) as Contacts for an address-of-record, for example.

For example, Carol, with address-of-record "sip:carol@chicago.com", would register with the SIP registrar of the domain chicago.com. Her registrations would then be used by a proxy server in the chicago.com domain to route requests for Carol's address-of-record to her SIP endpoint.

Once a client has established bindings at a registrar, it MAY send subsequent registrations containing new bindings or modifications to existing bindings as necessary. The 2xx response to the REGISTER request will contain, in a Contact header field, a complete list of bindings that have been registered for this address-of-record at this registrar.

If the address-of-record in the To header field of a REGISTER request is a SIPS URI, then any Contact header field values in the request SHOULD also be SIPS URIs. Clients should only register non-SIPS URIs under a SIPS address-of-record when the security of the resource represented by the contact address is guaranteed by other means. This may be applicable to URIs that invoke protocols other than SIP, or SIP devices secured by protocols other than TLS.

Registrations do not need to update all bindings. Typically, a UA only updates its own contact addresses.

10.2.1.1 Setting the Expiration Interval of Contact Addresses When a client sends a REGISTER request, it MAY suggest an expiration interval that indicates how long the client would like the registration to be valid. (As described in Section 10.3, the registrar selects the actual time interval based on its local policy.)

There are two ways in which a client can suggest an expiration interval for a binding: through an Expires header field or an "expires" Contact header parameter. The latter allows expiration intervals to be suggested on a per-binding basis when more than one binding is given in a single REGISTER request, whereas the former suggests an expiration interval for all Contact header field values that do not contain the "expires" parameter.

If neither mechanism for expressing a suggested expiration time is present in a REGISTER, a default suggestion of one hour SHOULD be assumed.

10.2.1.2 Preferences among Contact Addresses If more than one Contact is sent in a REGISTER request, the registering UA intends to associate all of the URIs in these Contact header field values with the address-of-record present in the To field. This list can be prioritized with the "q" parameter in the Contact header field. The "q" parameter indicates a relative preference for the particular Contact header field value compared to other bindings present in this REGISTER message or existing within the location service of the registrar. Section 16.6 describes how a proxy server uses this preference indication.

10.2.2 Removing Bindings

Registrations are soft state and expire unless refreshed, but can also be explicitly removed. A client can attempt to influence the expiration interval selected by the registrar as described in Section 10.2.1. A UA requests the immediate removal of a binding by specifying an expiration interval of "0" for that contact address in a REGISTER request. UAs SHOULD support this mechanism so that bindings can be removed before their expiration interval has passed.

The REGISTER-specific Contact header field value of "*" applies to all registrations, but it MUST NOT be used unless the Expires header field is present with a value of "0".

Use of the "*" Contact header field value allows a registering UA to remove all of its bindings without knowing their precise values.

10.2.3 Fetching Bindings

A success response to any REGISTER request contains the complete list of existing bindings, regardless of whether the request contained a Contact header field. If no Contact header field is present in a REGISTER request, the list of bindings is left unchanged.

10.2.4 Refreshing Bindings

Each UA is responsible for refreshing the bindings that it has previously established. A UA SHOULD NOT refresh bindings set up by other UAs.

The 200 (OK) response from the registrar contains a list of Contact fields enumerating all current bindings. The UA compares each contact address to see if it created the contact address, using comparison rules in Section 19.1.4. If so, it updates the expiration time interval according to the expires parameter or, if absent, the Expires field value. The UA then issues a REGISTER request for each of its bindings before the expiration interval has elapsed. It MAY combine several updates into one REGISTER request.

A UA SHOULD use the same Call-ID for all registrations during a single boot cycle. Registration refreshes SHOULD be sent to the same network address as the original registration, unless redirected.

10.2.5 Setting the Internal Clock

If the response for a REGISTER request contains a Date header field, the client MAY use this header field to learn the current time in order to set any internal clocks.

10.2.6 Discovering a Registrar

UAs can use three ways to determine the address to which to send registrations: by configuration, using the address-of-record, and multicast. A UA can be configured, in ways beyond the scope of this specification, with a registrar address. If there is no configured registrar address, the UA SHOULD use the host part of the address-of-record as the Request-URI and address the request there, using the normal SIP server location mechanisms [4]. For example, the UA for the user "sip:carol@chicago.com" addresses the REGISTER request to "sip:chicago.com".

Finally, a UA can be configured to use multicast. Multicast registrations are addressed to the well-known "all SIP servers" multicast address "sip.mcast.net" (224.0.1.75 for IPv4). No well-known IPv6 multicast address has been allocated; such an allocation will be documented separately when needed. SIP UAs MAY

listen to that address and use it to become aware of the location of other local users (see [32]); however, they do not respond to the request.

Multicast registration may be inappropriate in some environments, for example, if multiple businesses share the same local area network.

10.2.7 Transmitting a Request

Once the REGISTER method has been constructed, and the destination of the message identified, UACs follow the procedures described in Section 8.1.2 to hand off the REGISTER to the transaction layer.

If the transaction layer returns a timeout error because the REGISTER yielded no response, the UAC SHOULD NOT immediately re-attempt a registration to the same registrar.

An immediate re-attempt is likely to also timeout. Waiting some reasonable time interval for the conditions causing the timeout to be corrected reduces unnecessary load on the network. No specific interval is mandated.

10.2.8 Error Responses

If a UA receives a 423 (Interval Too Brief) response, it MAY retry the registration after making the expiration interval of all contact addresses in the REGISTER request equal to or greater than the expiration interval within the Min-Expires header field of the 423 (Interval Too Brief) response.

10.3 Processing REGISTER Requests

A registrar is a UAS that responds to REGISTER requests and maintains a list of bindings that are accessible to proxy servers and redirect servers within its administrative domain. A registrar handles requests according to Section 8.2 and Section 17.2, but it accepts only REGISTER requests. A registrar MUST not generate 6xx responses.

A registrar MAY redirect REGISTER requests as appropriate. One common usage would be for a registrar listening on a multicast interface to redirect multicast REGISTER requests to its own unicast interface with a 302 (Moved Temporarily) response.

Registrars MUST ignore the Record-Route header field if it is included in a REGISTER request. Registrars MUST NOT include a Record-Route header field in any response to a REGISTER request.

A registrar might receive a request that traversed a proxy which treats REGISTER as an unknown request and which added a Record-Route header field value.

A registrar has to know (for example, through configuration) the set of domain(s) for which it maintains bindings. REGISTER requests MUST be processed by a registrar in the order that they are received. REGISTER requests MUST also be processed atomically, meaning that a particular REGISTER request is either processed completely or not at all. Each REGISTER message MUST be processed independently of any other registration or binding changes.

When receiving a REGISTER request, a registrar follows these steps:

1. The registrar inspects the Request-URI to determine whether it has access to bindings for the domain identified in the Request-URI. If not, and if the server also acts as a proxy server, the server SHOULD forward the request to the addressed domain, following the general behavior for proxying messages described in Section 16.

- 1690 2. To guarantee that the registrar supports any necessary extensions, the registrar MUST process the
1691 Require header field values as described for UASs in Section 8.2.2.
- 1692 3. A registrar SHOULD authenticate the UAC. Mechanisms for the authentication of SIP user agents
1693 are described in Section 22. Registration behavior in no way overrides the generic authentication
1694 framework for SIP. If no authentication mechanism is available, the registrar MAY take the From
1695 address as the asserted identity of the originator of the request.
- 1696 4. The registrar SHOULD determine if the authenticated user is authorized to modify registrations for
1697 this address-of-record. For example, a registrar might consult a authorization database that maps user
1698 names to a list of addresses-of-record for which that user has authorization to modify bindings. If the
1699 authenticated user is not authorized to modify bindings, the registrar MUST return a 403 (Forbidden)
1700 and skip the remaining steps.

1701 In architectures that support third-party registration, one entity may be responsible for updating the regis-
1702 trations associated with multiple addresses-of-record.

- 1703 5. The registrar extracts the address-of-record from the To header field of the request. If the address-of-
1704 record is not valid for the domain in the Request-URI, the registrar MUST send a 404 (Not Found)
1705 response and skip the remaining steps. The URI MUST then be converted to a canonical form. To do
1706 that, all URI parameters MUST be removed (including the user-param), and any escaped characters
1707 MUST be converted to their unescaped form. The result serves as an index into the list of bindings.
- 1708 6. The registrar checks whether the request contains the Contact header field. If not, it skips to the last
1709 step. If the Contact header field is present, the registrar checks if there is one Contact field value
1710 that contains the special value "*" and an Expires field. If the request has additional Contact fields
1711 or an expiration time other than zero, the request is invalid, and the server MUST return a 400 Invalid
1712 Request and skip the remaining steps. If not, the registrar checks whether the Call-ID agrees with the
1713 value stored for each binding. If not, it MUST remove the binding. If it does agree, it MUST remove
1714 the binding only if the CSeq in the request is higher than the value stored for that binding. Otherwise
1715 the registrar MUST leave the binding as is. It then skips to the last step.
- 1716 7. The registrar now processes each contact address in the Contact header field in turn. For each address,
1717 it determines the expiration interval as follows:
- 1718 • If the field value has an "expires" parameter, that value MUST be used.
 - 1719 • If there is no such parameter, but the request has an Expires header field, that value MUST be
1720 used.
 - 1721 • If there is neither, a locally-configured default value MUST be used.

1722 The registrar MAY shorten the expiration interval. If and only if the expiration interval is greater than
1723 zero AND smaller than one hour AND less than a registrar-configured minimum, the registrar MAY
1724 reject the registration with a response of 423 (Registration Too Brief). This response MUST contain a
1725 Min-Expires header field that states the minimum expiration interval the registrar is willing to honor.
1726 It then skips the remaining steps.

1727 Allowing the registrar to set the registration interval protects it against excessively frequent registration
1728 refreshes while limiting the state that it needs to maintain and decreasing the likelihood of registrations going

stale. The expiration interval of a registration is frequently used in the creation of services. An example is a follow-me service, where the user may only be available at a terminal for a brief period. Therefore, registrars should accept brief registrations; a request should only be rejected if the interval is so short that the refreshes would degrade registrar performance.

For each address, the registrar then searches the list of current bindings using the URI comparison rules. If the binding does not exist, it is tentatively added. If the binding does exist, the registrar checks the Call-ID value. If the Call-ID value in the existing binding differs from the Call-ID value in the request, the binding **MUST** be removed if the expiration time is zero and updated otherwise. If they are the same, the registrar compares the CSeq value. If the value is higher than that of the existing binding, it **MUST** update or remove the binding as above. If not, the update **MUST** be aborted and the request fails.

This algorithm ensures that out-of-order requests from the same UA are ignored.

Each binding record records the Call-ID and CSeq values from the request.

The binding updates **MUST** be committed (that is, made visible to the proxy or redirect server) if and only if all binding updates and additions succeed. If any one of them fails (for example, because the back-end database commit failed), the request **MUST** fail with a 500 (Server Error) response and all tentative binding updates **MUST** be removed.

8. The registrar returns a 200 (OK) response. The response **MUST** contain Contact header field values enumerating all current bindings. Each Contact value **MUST** feature an "expires" parameter indicating its expiration interval chosen by the registrar. The response **SHOULD** include a Date header field.

11 Querying for Capabilities

The SIP method OPTIONS allows a UA to query another UA or a proxy server as to its capabilities. This allows a client to discover information about the supported methods, content types, extensions, codecs, etc. without "ringing" the other party. For example, before a client inserts a Require header field into an INVITE listing an option that it is not certain the destination UAS supports, the client can query the destination UAS with an OPTIONS to see if this option is returned in a Supported header field. All UAs **MUST** support the OPTIONS method.

The target of the OPTIONS request is identified by the Request-URI, which could identify another UA or a SIP server. If the OPTIONS is addressed to a proxy server, the Request-URI is set without a user part, similar to the way a Request-URI is set for a REGISTER request.

Alternatively, a server receiving an OPTIONS request with a Max-Forwards header field value of 0 **MAY** respond to the request regardless of the Request-URI.

This behavior is common with HTTP/1.1. This behavior can be used as a "traceroute" functionality to check the capabilities of individual hop servers by sending a series of OPTIONS requests with incremented Max-Forwards values.

As is the case for general UA behavior, the transaction layer can return a timeout error if the OPTIONS yields no response. This may indicate that the target is unreachable and hence unavailable.

An OPTIONS request **MAY** be sent as part of an established dialog to query the peer on capabilities that may be utilized later in the dialog.

11.1 Construction of OPTIONS Request

An OPTIONS request is constructed using the standard rules for a SIP request as discussed Section 8.1.1.

A Contact header field MAY be present in an OPTIONS.

An Accept header field SHOULD be included to indicate the type of message body the UAC wishes to receive in the response. Typically, this is set to a format that is used to describe the media capabilities of a UA, such as SDP (application/sdp).

The response to an OPTIONS request is assumed to be scoped to the Request-URI in the original request. However, only when an OPTIONS is sent as part of an established dialog is it guaranteed that future requests will be received by the server that generated the OPTIONS response.

Example OPTIONS request:

```
OPTIONS sip:carol@chicago.com SIP/2.0
Via: SIP/2.0/UDP pc33.atlanta.com;branch=z9hG4bKhjhs8ass877
Max-Forwards: 70
To: <sip:carol@chicago.com>
From: Alice <sip:alice@atlanta.com>;tag=1928301774
Call-ID: a84b4c76e66710
CSeq: 63104 OPTIONS
Contact: <sip:alice@pc33.atlanta.com>
Accept: application/sdp
Content-Length: 0
```

11.2 Processing of OPTIONS Request

The response to an OPTIONS is constructed using the standard rules for a SIP response as discussed in Section 8.2.6. The response code chosen MUST be the same that would have been chosen had the request been an INVITE. That is, a 200 (OK) would be returned if the UAS is ready to accept a call, a 486 (Busy Here) would be returned if the UAS is busy, etc. This allows an OPTIONS request to be used to determine the basic state of a UAS, which can be an indication of whether the UAC will accept an INVITE request.

An OPTIONS request received within a dialog generates a 200 (OK) response that is identical to one constructed outside a dialog and does not have any impact on the dialog.

This use of OPTIONS has limitations due the differences in proxy handling of OPTIONS and INVITE requests. While a forked INVITE can result in multiple 200 (OK) responses being returned, a forked OPTIONS will only result in a single 200 (OK) response, since it is treated by proxies using the non-INVITE handling. See Section 16.7 for the normative details.

If the response to an OPTIONS is generated by a proxy server, the proxy returns a 200 (OK) listing the capabilities of the server. The response does not contain a message body.

Allow, Accept, Accept-Encoding, Accept-Language, and Supported header fields SHOULD be present in a 200 (OK) response to an OPTIONS request. If the response is generated by a proxy, the Allow header field SHOULD be omitted as it is ambiguous since a proxy is method agnostic. Contact header fields MAY be present in a 200 (OK) response and have the same semantics as in a 3xx response. That is, they may list a set of alternative names and methods of reaching the user. A Warning header field MAY be present.

A message body MAY be sent, the type of which is determined by the **Accept** header field in the **OPTIONS** request (application/sdp is the default if the **Accept** header field is not present). If the types include one that can describe media capabilities, the UAS SHOULD include a body in the response for that purpose. Details on construction of such a body in the case of application/sdp are described in [13].

Example **OPTIONS** response generated by a UAS (corresponding to the request in Section 11.1):

```
SIP/2.0 200 OK
Via: SIP/2.0/UDP pc33.atlanta.com;branch=z9hG4bKhjhs8ass877
    ;received=192.0.2.4
To: <sip:carol@chicago.com>;tag=93810874
From: Alice <sip:alice@atlanta.com>;tag=1928301774
Call-ID: a84b4c76e66710
CSeq: 63104 OPTIONS
Contact: <sip:carol@chicago.com>
Contact: <mailto:carol@chicago.com>
Allow: INVITE, ACK, CANCEL, OPTIONS, BYE
Accept: application/sdp
Accept-Encoding: gzip
Accept-Language: en
Supported: foo
Content-Type: application/sdp
Content-Length: 274

(SDP not shown)
```

12 Dialogs

A key concept for a user agent is that of a dialog. A dialog represents a peer-to-peer SIP relationship between two user agents that persists for some time. The dialog facilitates sequencing of messages between the user agents and proper routing of requests between both of them. The dialog represents a context in which to interpret SIP messages. Section 8 discussed method independent UA processing for requests and responses outside of a dialog. This section discusses how those requests and responses are used to construct a dialog, and then how subsequent requests and responses are sent within a dialog.

A dialog is identified at each UA with a dialog ID, which consists of a **Call-ID** value, a local tag and a remote tag. The dialog ID at each UA involved in the dialog is not the same. Specifically, the local tag at one UA is identical to the remote tag at the peer UA. The tags are opaque tokens that facilitate the generation of unique dialog IDs.

A dialog ID is also associated with all responses and with any request that contains a tag in the **To** field. The rules for computing the dialog ID of a message depend on whether the SIP element is a UAC or UAS. For a UAC, the **Call-ID** value of the dialog ID is set to the **Call-ID** of the message, the remote tag is set to the tag in the **To** field of the message, and the local tag is set to the tag in the **From** field of the message (these rules apply to both requests and responses). As one would expect, for a UAS, the **Call-ID** value of the dialog ID is set to the **Call-ID** of the message, the remote tag is set to the tag in the **From** field of the

message, and the local tag is set to the tag in the **To** field of the message.

A dialog contains certain pieces of state needed for further message transmissions within the dialog. This state consists of the dialog ID, a local sequence number (used to order requests from the UA to its peer), a remote sequence number (used to order requests from its peer to the UA), a local URI, a remote URI, the Contact URI of the peer, a boolean flag called “secure”, and a route set, which is an ordered list of URIs. The route set is the list of servers that need to be traversed to send a request to the peer. A dialog can also be in the “early” state, which occurs when it is created with a provisional response, and then transition to the “confirmed” state when a 2xx final response arrives. For other responses, or if no response arrives at all on that dialog, the early dialog terminates.

12.1 Creation of a Dialog

Dialogs are created through the generation of non-failure responses to requests with specific methods. Within this specification, only 2xx and 101-199 responses with a **To** tag to INVITE establish a dialog. A dialog established by a non-final response to a request is in the “early” state and it is called an early dialog. Extensions MAY define other means for creating dialogs. Section 13 gives more details that are specific to the INVITE method. Here, we describe the process for creation of dialog state that is not dependent on the method.

UAs MUST assign values to the dialog ID components as described below.

12.1.1 UAS behavior

When a UAS responds to a request with a response that establishes a dialog (such as a 2xx to INVITE), the UAS MUST copy all **Record-Route** header field values from the request into the response (including the URIs, URI parameters, and any **Record-Route** header field parameters, whether they are known or unknown to the UAS) and MUST maintain the order of those values. The UAS MUST add a **Contact** header field to the response. The **Contact** header field contains an address where the UAS would like to be contacted for subsequent requests in the dialog (which includes the **ACK** for a 2xx response in the case of an INVITE). Generally, the host portion of this URI is the IP address or FQDN of the host. The URI provided in the **Contact** header field MUST be a SIP or SIPS URI. If the request that initiated the dialog contained a SIPS URI in the **Request-URI** or in the top **Record-Route** header field value, if there was any, or the **Contact** header field if there was no **Record-Route** header field, the **Contact** header field in the response MUST be a SIPS URI. The URI SHOULD have global scope (that is, the same URI can be used in messages outside this dialog). The same way, the scope of the URI in the **Contact** header field of the INVITE is not limited to this dialog either. It can therefore be used in messages to the UAC even outside this dialog.

The UAS then constructs the state of the dialog. This state MUST be maintained for the duration of the dialog.

If the request arrived over TLS, and the **Request-URI** contained a SIPS URI, the “secure” flag is set to TRUE.

The route set MUST be set to the list of URIs in the **Record-Route** header field from the request, taken in order and preserving all URI parameters. If no **Record-Route** header field is present in the request, the route set MUST be set to the empty set. This route set, even if empty, overrides any pre-existing route set for future requests in this dialog. The remote target MUST be set to the URI from the **Contact** header field of the request.

The remote sequence number MUST be set to the value of the sequence number in the **CSeq** header field of the request. The local sequence number MUST be empty. The call identifier component of the dialog ID

MUST be set to the value of the **Call-ID** in the request. The local tag component of the dialog ID MUST be set to the tag in the **To** field in the response to the request (which always includes a tag), and the remote tag component of the dialog ID MUST be set to the tag from the **From** field in the request. A UAS MUST be prepared to receive a request without a tag in the **From** field, in which case the tag is considered to have a value of null.

This is to maintain backwards compatibility with RFC 2543, which did not mandate **From** tags.

The remote URI MUST be set to the URI in the **From** field, and the local URI MUST be set to the URI in the **To** field.

12.1.2 UAC Behavior

When a UAC sends a request that can establish a dialog (such as an **INVITE**) it MUST provide a SIP or SIPS URI with global scope (i.e., the same SIP URI can be used in messages outside this dialog) in the **Contact** header field of the request. If the request has a **Request-URI** or a topmost **Route** header field value with a SIPS URI, the **Contact** header field MUST contain a SIPS URI.

When a UAC receives a response that establishes a dialog, it constructs the state of the dialog. This state MUST be maintained for the duration of the dialog.

If the request was sent over TLS, and the **Request-URI** contained a SIPS URI, the “secure” flag is set to TRUE.

The route set MUST be set to the list of URIs in the **Record-Route** header field from the response, taken in reverse order and preserving all URI parameters. If no **Record-Route** header field is present in the response, the route set MUST be set to the empty set. This route set, even if empty, overrides any pre-existing route set for future requests in this dialog. The remote target MUST be set to the URI from the **Contact** header field of the response.

The local sequence number MUST be set to the value of the sequence number in the **CSeq** header field of the request. The remote sequence number MUST be empty (it is established when the remote UA sends a request within the dialog). The call identifier component of the dialog ID MUST be set to the value of the **Call-ID** in the request. The local tag component of the dialog ID MUST be set to the tag in the **From** field in the request, and the remote tag component of the dialog ID MUST be set to the tag in the **To** field of the response. A UAC MUST be prepared to receive a response without a tag in the **To** field, in which case the tag is considered to have a value of null.

This is to maintain backwards compatibility with RFC 2543, which did not mandate **To** tags.

The remote URI MUST be set to the URI in the **To** field, and the local URI MUST be set to the URI in the **From** field.

12.2 Requests within a Dialog

Once a dialog has been established between two UAs, either of them MAY initiate new transactions as needed within the dialog. The UA sending the request will take the UAC role for the transaction. The UA receiving the request will take the UAS role. Note that these may be different roles than the UAs held during the transaction that established the dialog.

Requests within a dialog MAY contain **Record-Route** and **Contact** header fields. However, these requests do not cause the dialog’s route set to be modified, although they may modify the remote target URI. Specifically, requests that are not target refresh requests do not modify the dialog’s remote target URI, and requests that are target refresh requests do. For dialogs that have been established with an **INVITE**, the only target refresh request defined is re-**INVITE** (see Section 14). Other extensions may define different target refresh requests for dialogs established in other ways.

Note that an ACK is *NOT* a target refresh request.
Target refresh requests only update the dialog's remote target URI, and not the route set formed from Record-Route. Updating the latter would introduce severe backwards compatibility problems with RFC 2543-compliant systems.

12.2.1 UAC Behavior

12.2.1.1 Generating the Request A request within a dialog is constructed by using many of the components of the state stored as part of the dialog.

The URI in the To field of the request **MUST** be set to the remote URI from the dialog state. The tag in the To header field of the request **MUST** be set to the remote tag of the dialog ID. The From URI of the request **MUST** be set to the local URI from the dialog state. The tag in the From header field of the request **MUST** be set to the local tag of the dialog ID. If the value of the remote or local tags is null, the tag parameter **MUST** be omitted from the To or From header fields, respectively.

Usage of the URI from the To and From fields in the original request within subsequent requests is done for backwards compatibility with RFC 2543, which used the URI for dialog identification. In this specification, only the tags are used for dialog identification. It is expected that mandatory reflection of the original To and From URI in mid-dialog requests will be deprecated in a subsequent revision of this specification.

The Call-ID of the request **MUST** be set to the Call-ID of the dialog. Requests within a dialog **MUST** contain strictly monotonically increasing and contiguous CSeq sequence numbers (increasing-by-one) in each direction (excepting ACK and CANCEL of course, whose numbers equal the requests being acknowledged or cancelled). Therefore, if the local sequence number is not empty, the value of the local sequence number **MUST** be incremented by one, and this value **MUST** be placed into the CSeq header field. If the local sequence number is empty, an initial value **MUST** be chosen using the guidelines of Section 8.1.1.5. The method field in the CSeq header field value **MUST** match the method of the request.

With a length of 32 bits, a client could generate, within a single call, one request a second for about 136 years before needing to wrap around. The initial value of the sequence number is chosen so that subsequent requests within the same call will not wrap around. A non-zero initial value allows clients to use a time-based initial sequence number. A client could, for example, choose the 31 most significant bits of a 32-bit second clock as an initial sequence number.

The UAC uses the remote target and route set to build the Request-URI and Route header field of the request.

If the route set is empty, the UAC **MUST** place the remote target URI into the Request-URI. The UAC **MUST NOT** add a Route header field to the request.

If the route set is not empty, and the first URI in the route set contains the lr parameter (see Section 19.1.1), the UAC **MUST** place the remote target URI into the Request-URI and **MUST** include a Route header field containing the route set values in order, including all parameters.

If the route set is not empty, and its first URI does not contain the lr parameter, the UAC **MUST** place the first URI from the route set into the Request-URI, stripping any parameters that are not allowed in a Request-URI. The UAC **MUST** add a Route header field containing the remainder of the route set values in order, including all parameters. The UAC **MUST** then place the remote target URI into the Route header field as the last value.

For example, if the remote target is sip:user@remoteua and the route set contains

<sip:proxy1>, <sip:proxy2>, <sip:proxy3;lr>, <sip:proxy4>

1976 The request will be formed with the following Request-URI and Route header field:

1977 METHOD sip:proxyl

1978 Route: <sip:proxy2>, <sip:proxy3;lr>, <sip:proxy4>, <sip:user@remoteua>

1979 If the first URI of the route set does not contain the lr parameter, the proxy indicated does not understand the
1980 routing mechanisms described in this document and will act as specified in RFC 2543, replacing the Request-URI
1981 with the first Route header field value it receives while forwarding the message. Placing the Request-URI at the
1982 end of the Route header field preserves the information in that Request-URI across the strict router (it will be
1983 returned to the Request-URI when the request reaches a loose-router).

1984 A UAC SHOULD include a Contact header field in any target refresh requests within a dialog, and unless
1985 there is a need to change it, the URI SHOULD be the same as used in previous requests within the dialog. If
1986 the "secure" flag is true, that URI MUST be a SIPS URI. As discussed in Section 12.2.2, a Contact header
1987 field in a target refresh request updates the remote target URI. This allows a UA to provide a new contact
1988 address, should its address change during the duration of the dialog.

1989 However, requests that are not target refresh requests do not affect the remote target URI for the dialog.
1990 The rest of the request is formed as described in Section 8.1.1.

1991 Once the request has been constructed, the address of the server is computed and the request is sent,
1992 using the same procedures for requests outside of a dialog (Section 8.1.2).

1993 The procedures in Section 8.1.2 will normally result in the request being sent to the address indicated by the
1994 topmost Route header field value or the Request-URI if no Route header field is present. Subject to certain
1995 restrictions, they allow the request to be sent to an alternate address (such as a default outbound proxy not represented
1996 in the route set).

1997 **12.2.1.2 Processing the Responses** The UAC will receive responses to the request from the transaction
1998 layer. If the client transaction returns a timeout this is treated as a 408 (Request Timeout) response.

1999 The behavior of a UAC that receives a 3xx response for a request sent within a dialog is the same as if
2000 the request had been sent outside a dialog. This behavior is described in Section 8.1.3.4.

2001 Note, however, that when the UAC tries alternative locations, it still uses the route set for the dialog to build the
2002 Route header of the request.

2003 When a UAC receives a 2xx response to a target refresh request, it MUST replace the dialog's remote
2004 target URI with the URI from the Contact header field in that response, if present.

2005 If the response for a request within a dialog is a 481 (Call/Transaction Does Not Exist) or a 408 (Request
2006 Timeout), the UAC SHOULD terminate the dialog. A UAC SHOULD also terminate a dialog if no response
2007 at all is received for the request (the client transaction would inform the TU about the timeout.)

2008 For INVITE initiated dialogs, terminating the dialog consists of sending a BYE.

2009 12.2.2 UAS Behavior

2010 Requests sent within a dialog, as any other requests, are atomic. If a particular request is accepted by the
2011 UAS, *all* the state changes associated with it are performed. If the request is rejected, *none* of the state
2012 changes is performed.

2013 Note that some requests such as INVITEs affect several pieces of state.

2014 The UAS will receive the request from the transaction layer. If the request has a tag in the To header
2015 field, the UAS core computes the dialog identifier corresponding to the request and compares it with existing

dialogs. If there is a match, this is a mid-dialog request. In that case, the UAS first applies the same processing rules for requests outside of a dialog, discussed in Section 8.2.

If the request has a tag in the To header field, but the dialog identifier does not match any existing dialogs, the UAS may have crashed and restarted, or it may have received a request for a different (possibly failed) UAS (the UASs can construct the To tags so that a UAS can identify that the tag was for a UAS for which it is providing recovery). Another possibility is that the incoming request has been simply mis-routed. Based on the To tag, the UAS MAY either accept or reject the request. Accepting the request for acceptable To tags provides robustness, so that dialogs can persist even through crashes. UAs wishing to support this capability must take into consideration some issues such as choosing monotonically increasing CSeq sequence numbers even across reboots, reconstructing the route set, and accepting out-of-range RTP timestamps and sequence numbers.

If the UAS wishes to reject the request, because it does not wish to recreate the dialog, it MUST respond to the request with a 481 (Call/Transaction Does Not Exist) status code and pass that to the server transaction.

Requests that do not change in any way the state of a dialog may be received within a dialog (for example, an OPTIONS request). They are processed as if they had been received outside the dialog.

If the remote sequence number is empty, it MUST be set to the value of the sequence number in the CSeq header field value in the request. If the remote sequence number was not empty, but the sequence number of the request is lower than the remote sequence number, the request is out of order and MUST be rejected with a 500 (Server Internal Error) response. If the remote sequence number was not empty, and the sequence number of the request is greater than the remote sequence number, the request is in order. It is possible for the CSeq sequence number to be higher than the remote sequence number by more than one. This is not an error condition, and a UAS SHOULD be prepared to receive and process requests with CSeq values more than one higher than the previous received request. The UAS MUST then set the remote sequence number to the value of the sequence number in the CSeq header field value in the request.

If a proxy challenges a request generated by the UAC, the UAC has to resubmit the request with credentials. The resubmitted request will have a new CSeq number. The UAS will never see the first request, and thus, it will notice a gap in the CSeq number space. Such a gap does not represent any error condition.

When a UAS receives a target refresh request, it MUST replace the dialog's remote target URI with the URI from the Contact header field in that request, if present.

12.3 Termination of a Dialog

Independent of the method, if a request outside of a dialog generates a non-2xx final response, any early dialogs created through provisional responses to that request are terminated. The mechanism for terminating confirmed dialogs is method specific. In this specification, the BYE method terminates a session and the dialog associated with it. See Section 15 for details.

13 Initiating a Session

13.1 Overview

When a user agent client desires to initiate a session (for example, audio, video, or a game), it formulates an INVITE request. The INVITE request asks a server to establish a session. This request may be forwarded by proxies, eventually arriving at one or more UAS that can potentially accept the invitation. These UASs will frequently need to query the user about whether to accept the invitation. After some time, those UAS can accept the invitation (meaning the session is to be established) by sending a 2xx response. If the invitation is not accepted, a 3xx, 4xx, 5xx or 6xx response is sent, depending on the reason for the rejection. Before

2058 sending a final response, the UAS can also send provisional responses (1xx) to advise the UAC of progress
2059 in contacting the called user.

2060 After possibly receiving one or more provisional responses, the UAC will get one or more 2xx responses
2061 or one non-2xx final response. Because of the protracted amount of time it can take to receive final responses
2062 to INVITE, the reliability mechanisms for INVITE transactions differ from those of other requests (like
2063 OPTIONS). Once it receives a final response, the UAC needs to send an ACK for every final response
2064 it receives. The procedure for sending this ACK depends on the type of response. For final responses
2065 between 300 and 699, the ACK processing is done in the transaction layer and follows one set of rules (See
2066 Section 17). For 2xx responses, the ACK is generated by the UAC core.

2067 A 2xx response to an INVITE establishes a session, and it also creates a dialog between the UA that
2068 issued the INVITE and the UA that generated the 2xx response. Therefore, when multiple 2xx responses are
2069 received from different remote UAs (because the INVITE forked), each 2xx establishes a different dialog.
2070 All these dialogs are part of the same call.

2071 This section provides details on the establishment of a session using INVITE. A UA that supports IN-
2072 VITE MUST also support ACK, CANCEL and BYE.

2073 13.2 UAC Processing

2074 13.2.1 Creating the Initial INVITE

2075 Since the initial INVITE represents a request outside of a dialog, its construction follows the procedures of
2076 Section 8.1.1. Additional processing is required for the specific case of INVITE.

2077 An Allow header field (Section 20.5) SHOULD be present in the INVITE. It indicates what methods can
2078 be invoked within a dialog, on the UA sending the INVITE, for the duration of the dialog. For example, a
2079 UA capable of receiving INFO requests within a dialog [33] SHOULD include an Allow header field listing
2080 the INFO method.

2081 A Supported header field (Section 20.37) SHOULD be present in the INVITE. It enumerates all the
2082 extensions understood by the UAC.

2083 An Accept (Section 20.1) header field MAY be present in the INVITE. It indicates which Content-Types
2084 are acceptable to the UA, in both the response received by it, and in any subsequent requests sent to it within
2085 dialogs established by the INVITE. The Accept header field is especially useful for indicating support of
2086 various session description formats.

2087 The UAC MAY add an Expires header field (Section 20.19) to limit the validity of the invitation. If the
2088 time indicated in the Expires header field is reached and no final answer for the INVITE has been received
2089 the UAC core SHOULD generate a CANCEL request for the INVITE, as per Section 9.

2090 A UAC MAY also find it useful to add, among others, Subject (Section 20.36), Organization (Sec-
2091 tion 20.25) and User-Agent (Section 20.41) header fields. They all contain information related to the
2092 INVITE.

2093 The UAC MAY choose to add a message body to the INVITE. Section 8.1.1.10 deals with how to con-
2094 struct the header fields – Content-Type among others – needed to describe the message body.

2095 There are special rules for message bodies that contain a session description - their corresponding
2096 Content-Disposition is "session". SIP uses an offer/answer model where one UA sends a session de-
2097 scription, called the offer, which contains a proposed description of the session. The offer indicates the
2098 desired communications means (audio, video, games), parameters of those means (such as codec types) and
2099 addresses for receiving media from the answerer. The other UA responds with another session description,
2100 called the answer, which indicates which communications means are accepted, the parameters that apply to

those means, and addresses for receiving media from the offerer. The offer/answer model defines restrictions on when offers and answers can be made. This results in restrictions on where the offers and answers can appear in SIP messages. In this specification, offers and answers can only appear in INVITE requests and responses, and ACK. The usage of offers and answers is further restricted. For the initial INVITE transaction, the rules are:

- The initial offer **MUST** be in either an INVITE or, if not there, in the first reliable non-failure message from the UAS back to the UAC. In this specification, that is the final 2xx response.
- If the initial offer is in an INVITE, the answer **MUST** be in a reliable non-failure message from UAS back to UAC which is correlated to that INVITE. For this specification, that is only the final 2xx response to that INVITE.
- If the initial offer is in the first reliable non-failure message from the UAS back to UAC, the answer **MUST** be in the acknowledgement for that message (in this specification, ACK for a 2xx response).
- After having sent or received an answer to the first offer, the UAC **MAY** generate subsequent offers in requests, but only if it has received answers to any previous offers, and has not sent any offers to which it hasn't gotten an answer.
- Once the UAS has sent or received an answer to the initial offer, it **MUST NOT** generate subsequent offers in any responses to the initial INVITE. This means that a UAS based on this specification alone can never generate subsequent offers until completion of the initial transaction.

Concretely, the above rules specify two exchanges - the offer is in the INVITE, and the answer in the 2xx, or the offer is in the 2xx, and the answer is in the ACK. All user agents that support INVITE **MUST** support these two exchanges.

The Session Description Protocol (SDP) (RFC 2327 [1]) **MUST** be supported by all user agents as a means to describe sessions, and its usage for constructing offers and answers **MUST** follow the procedures defined in [13].

The restrictions of the offer-answer model just described only apply to bodies whose Content-Disposition header field value is "session". Therefore, it is possible that both the INVITE and the ACK contain a body message (for example, the INVITE carries a photo (Content-Disposition: render) and the ACK a session description (Content-Disposition: session)).

If the Content-Disposition header field is missing, bodies of Content-Type application/sdp imply the disposition "session", while other content types imply "render".

Once the INVITE has been created, the UAC follows the procedures defined for sending requests outside of a dialog (Section 8). This results in the construction of a client transaction that will ultimately send the request and deliver responses to the UAC.

13.2.2 Processing INVITE Responses

Once the INVITE has been passed to the INVITE client transaction, the UAC waits for responses for the INVITE. If the INVITE client transaction returns a timeout rather than a response the TU acts as if a 408 (Request Timeout) response had been received, as described in Section 8.1.3.

13.2.2.1 1xx responses Zero, one or multiple provisional responses may arrive before one or more final responses are received. Provisional responses for an INVITE request can create "early dialogs". If a provisional response has a tag in the To field, and if the dialog ID of the response does not match an existing dialog, one is constructed using the procedures defined in Section 12.1.2.

The early dialog will only be needed if the UAC needs to send a request to its peer within the dialog before the initial INVITE transaction completes. Header fields present in a provisional response are applicable as long as the dialog is in the early state (for example, an Allow header field in a provisional response contains the methods that can be used in the dialog while this is in the early state).

13.2.2.2 3xx responses A 3xx response may contain one or more Contact header field values providing new addresses where the callee might be reachable. Depending on the status code of the 3xx response (see Section 21.3) the UAC MAY choose to try those new addresses.

13.2.2.3 4xx, 5xx and 6xx responses A single non-2xx final response may be received for the INVITE. 4xx, 5xx and 6xx responses may contain a Contact header field value indicating the location where additional information about the error can be found.

All early dialogs are considered terminated upon reception of the non-2xx final response.

After having received the non-2xx final response the UAC core considers the INVITE transaction completed. The INVITE client transaction handles generation of ACKs for the response (see Section 17).

13.2.2.4 2xx responses Multiple 2xx responses may arrive at the UAC for a single INVITE request due to a forking proxy. Each response is distinguished by the tag parameter in the To header field, and each represents a distinct dialog, with a distinct dialog identifier.

If the dialog identifier in the 2xx response matches the dialog identifier of an existing dialog, the dialog MUST be transitioned to the "confirmed" state, and the route set for the dialog MUST be recomputed based on the 2xx response using the procedures of Section 12.2.1.2. Otherwise, a new dialog in the "confirmed" state MUST be constructed using the procedures of Section 12.1.2.

Note that the only piece of state that is recomputed is the route set. Other pieces of state such as the highest sequence numbers (remote and local) sent within the dialog are not recomputed. The route set only is recomputed for backwards compatibility. RFC 2543 did not mandate mirroring of the Record-Route header field in a 1xx, only 2xx. However, we cannot update the entire state of the dialog, since mid-dialog requests may have been sent within the early dialog, modifying the sequence numbers, for example.

The UAC core MUST generate an ACK request for each 2xx received from the transaction layer. The header fields of the ACK are constructed in the same way as for any request sent within a dialog (see Section 12) with the exception of the CSeq and the header fields related to authentication. The sequence number of the CSeq header field MUST be the same as the INVITE being acknowledged, but the CSeq method MUST be ACK. The ACK MUST contain the same credentials as the INVITE. If the 2xx contains an offer (based on the rules above), the ACK MUST carry an answer in its body. If the offer in the 2xx response is not acceptable, the UAC core MUST generate a valid answer in the ACK and then send a BYE immediately.

Once the ACK has been constructed, the procedures of [4] are used to determine the destination address, port and transport. However, the request is passed to the transport layer directly for transmission, rather than a client transaction. This is because the UAC core handles retransmissions of the ACK, not the transaction layer. The ACK MUST be passed to the client transport every time a retransmission of the 2xx final response that triggered the ACK arrives.

The UAC core considers the INVITE transaction completed 64*T1 seconds after the reception of the first 2xx response. At this point all the early dialogs that have not transitioned to established dialogs are terminated. Once the INVITE transaction is considered completed by the UAC core, no more new 2xx responses are expected to arrive.

If, after acknowledging any 2xx response to an INVITE, the UAC does not want to continue with that dialog, then the UAC MUST terminate the dialog by sending a BYE request as described in Section 15.

13.3 UAS Processing

13.3.1 Processing of the INVITE

The UAS core will receive INVITE requests from the transaction layer. It first performs the request processing procedures of Section 8.2, which are applied for both requests inside and outside of a dialog.

Assuming these processing states complete without generating a response, the UAS core performs the additional processing steps:

1. If the request is an INVITE that contains an Expires header field the UAS core sets a timer for the number of seconds indicated in the header field value. When the timer fires, the invitation is considered to be expired. If the invitation expires before the UAS has generated a final response, a 487 (Request Terminated) response SHOULD be generated.
2. If the request is a mid-dialog request, the method-independent processing described in Section 12.2.2 is first applied. It might also modify the session; Section 14 provides details.
3. If the request has a tag in the To header field but the dialog identifier does not match any of the existing dialogs, the UAS may have crashed and restarted, or may have received a request for a different (possibly failed) UAS. Section 12.2.2 provides guidelines to achieve a robust behavior under such a situation.

Processing from here forward assumes that the INVITE is outside of a dialog, and is thus for the purposes of establishing a new session.

The INVITE may contain a session description, in which case the UAS is being presented with an offer for that session. It is possible that the user is already a participant in that session, even though the INVITE is outside of a dialog. This can happen when a user is invited to the same multicast conference by multiple other participants. If desired, the UAS MAY use identifiers within the session description to detect this duplication. For example, SDP contains a session id and version number in the origin (o) field. If the user is already a member of the session, and the session parameters contained in the session description have not changed, the UAS MAY silently accept the INVITE (that is, send a 2xx response without prompting the user).

If the INVITE does not contain a session description, the UAS is being asked to participate in a session, and the UAC has asked that the UAS provide the offer of the session. It MUST provide the offer in its first non-failure reliable message back to the UAC. In this specification, that is a 2xx response to the INVITE.

The UAS can indicate progress, accept, redirect, or reject the invitation. In all of these cases, it formulates a response using the procedures described in Section 8.2.6.

13.3.1.1 Progress If the UAS is not able to answer the invitation immediately, it can choose to indicate some kind of progress to the UAC (for example, an indication that a phone is ringing). This is accomplished

with a provisional response between 101 and 199. These provisional responses establish early dialogs and therefore follow the procedures of Section 12.1.1 in addition to those of Section 8.2.6. A UAS MAY send as many provisional responses as it likes. Each of these MUST indicate the same dialog ID. However, these will not be delivered reliably.

If the UAS desires an extended period of time to answer the INVITE, it will need to ask for an "extension" in order to prevent proxies from canceling the transaction. A proxy has the option of canceling a transaction when there is a gap of 3 minutes between messages in a transaction. To prevent cancellation, the UAS MUST send a non-100 provisional response at every minute, to handle the possibility of lost provisional responses.

An INVITE transaction can go on for extended durations when the user is placed on hold, or when interworking with PSTN systems which allow communications to take place without answering the call. The latter is common in Interactive Voice Response (IVR) systems.

13.3.1.2 The INVITE is redirected If the UAS decides to redirect the call, a 3xx response is sent. A 300 (Multiple Choices), 301 (Moved Permanently) or 302 (Moved Temporarily) response SHOULD contain a **Contact** header field containing one or more URIs of new addresses to be tried. The response is passed to the INVITE server transaction, which will deal with its retransmissions.

13.3.1.3 The INVITE is rejected A common scenario occurs when the callee is currently not willing or able to take additional calls at this end system. A 486 (Busy Here) SHOULD be returned in such scenario. If the UAS knows that no other end system will be able to accept this call a 600 (Busy Everywhere) response SHOULD be sent instead. However, it is unlikely that a UAS will be able to know this in general, and thus this response will not usually be used. The response is passed to the INVITE server transaction, which will deal with its retransmissions.

A UAS rejecting an offer contained in an INVITE SHOULD return a 488 (Not Acceptable Here) response. Such a response SHOULD include a **Warning** header field value explaining why the offer was rejected.

13.3.1.4 The INVITE is accepted The UAS core generates a 2xx response. This response establishes a dialog, and therefore follows the procedures of Section 12.1.1 in addition to those of Section 8.2.6.

A 2xx response to an INVITE SHOULD contain the **Allow** header field and the **Supported** header field, and MAY contain the **Accept** header field. Including these header fields allows the UAC to determine the features and extensions supported by the UAS for the duration of the call, without probing.

If the INVITE request contained an offer, and the UAS had not yet sent an answer, the 2xx MUST contain an answer. If the INVITE did not contain an offer, the 2xx MUST contain an offer if the UAS had not yet sent an offer.

Once the response has been constructed it is passed to the INVITE server transaction. Note, however, that the INVITE server transaction will be destroyed as soon as it receives this final response and passes it to the transport. Therefore, it is necessary to pass periodically the response directly to the transport until the **ACK** arrives. The 2xx response is passed to the transport with an interval that starts at T1 seconds and doubles for each retransmission until it reaches T2 seconds (T1 and T2 are defined in Section 17). Response retransmissions cease when an **ACK** request for the response is received. This is independent of whatever transport protocols are used to send the response.

Since 2xx is retransmitted end-to-end, there may be hops between UAS and UAC that are UDP. To ensure reliable delivery across these hops, the response is retransmitted periodically even if the transport at the UAS is reliable.

If the server retransmits the 2xx response for 64*T1 seconds without receiving an ACK, the dialog is confirmed, but the session SHOULD be terminated. This is accomplished with a BYE as described in Section 15.

14 Modifying an Existing Session

A successful INVITE request (see Section 13) establishes both a dialog between two user agents and a session using the offer-answer model. Section 12 explains how to modify an existing dialog using a target refresh request (for example, changing the remote target URI of the dialog). This section describes how to modify the actual session. This modification can involve changing addresses or ports, adding a media stream, deleting a media stream, and so on. This is accomplished by sending a new INVITE request within the same dialog that established the session. An INVITE request sent within an existing dialog is known as a re-INVITE.

Note that a single re-INVITE can modify the dialog and the parameters of the session at the same time.

Either the caller or callee can modify an existing session.

The behavior of a UA on detection of media failure is a matter of local policy. However, automated generation of re-INVITE or BYE is NOT RECOMMENDED to avoid flooding the network with traffic when there is congestion. In any case, if these messages are sent automatically, they SHOULD be sent after some randomized interval.

Note that the paragraph above refers to automatically generated BYEs and re-INVITEs. If the user hangs up upon media failure the UA would send a BYE request as usual.

14.1 UAC Behavior

The same offer-answer model that applies to session descriptions in INVITEs (Section 13.2.1) applies to re-INVITEs. As a result, a UAC that wants to add a media stream, for example, will create a new offer that contains this media stream, and send that in an INVITE request to its peer. It is important to note that the full description of the session, not just the change, is sent. This supports stateless session processing in various elements, and supports failover and recovery capabilities. Of course, a UAC MAY send a re-INVITE with no session description, in which case the first reliable non-failure response to the re-INVITE will contain the offer (in this specification, that is a 2xx response).

If the session description format has the capability for version numbers, the offerer SHOULD indicate that the version of the session description has changed.

The To, From, Call-ID, CSeq, and Request-URI of a re-INVITE are set following the same rules as for regular requests within an existing dialog, described in Section 12.

A UAC MAY choose not to add an Alert-Info header field or a body with Content-Disposition "alert" to re-INVITEs because UASs do not typically alert the user upon reception of a re-INVITE.

Unlike an INVITE, which can fork, a re-INVITE will never fork, and therefore, only ever generate a single final response. The reason a re-INVITE will never fork is that the Request-URI identifies the target as the UA instance it established the dialog with, rather than identifying an address-of-record for the user.

Note that a UAC MUST NOT initiate a new INVITE transaction within a dialog while another INVITE transaction is in progress in either direction.

1. If there is an ongoing INVITE client transaction, the TU MUST wait until the transaction reaches the *completed* or *terminated* state before initiating the new INVITE.

2. If there is an ongoing INVITE server transaction, the TU MUST wait until the transaction reaches the *confirmed* or *terminated* state before initiating the new INVITE.

However, a UA MAY initiate a regular transaction while an INVITE transaction is in progress. A UA MAY also initiate an INVITE transaction while a regular transaction is in progress.

If a UA receives a non-2xx final response to a re-INVITE, the session parameters MUST remain unchanged, as if no re-INVITE had been issued. Note that, as stated in Section 12.2.1.2, if the non-2xx final response is a 481 (Call/Transaction Does Not Exist), or a 408 (Request Timeout), or no response at all is received for the re-INVITE (that is, a timeout is returned by the INVITE client transaction), the UAC will terminate the dialog.

The rules for transmitting a re-INVITE and for generating an ACK for a 2xx response to re-INVITE are the same as for the initial INVITE (Section 13.2.1).

14.2 UAS Behavior

Section 13.3.1 describes the procedure for distinguishing incoming re-INVITEs from incoming initial INVITEs and handling a re-INVITE for an existing dialog.

A UAS that receives a second INVITE before it sends the final response to a first INVITE with a lower CSeq sequence number on the same dialog MUST return a 500 (Server Internal Error) response to the second INVITE and MUST include a Retry-After header field with a randomly chosen value of between 0 and 10 seconds.

A UAS that receives an INVITE on a dialog while an INVITE it had sent on that dialog is in progress MUST return a 491 (Request Pending) response to the received INVITE and MUST include a Retry-After header field with a value chosen as follows:

1. If the UAS is the owner of the Call-ID of the dialog ID (meaning it generated the value), the Retry-After header field has a randomly chosen value of between 2.1 and 4 seconds in units of 10 ms.
2. If the UAS is *not* the owner of the Call-ID of the dialog ID, the Retry-After header field has a randomly chosen value of between 0 and 2 seconds in units of 10 ms.

If a UA receives a re-INVITE for an existing dialog, it MUST check any version identifiers in the session description or, if there are no version identifiers, the content of the session description to see if it has changed. If the session description has changed, the UAS MUST adjust the session parameters accordingly, possibly after asking the user for confirmation.

Versioning of the session description can be used to accommodate the capabilities of new arrivals to a conference, add or delete media, or change from a unicast to a multicast conference.

If the new session description is not acceptable, the UAS can reject it by returning a 488 (Not Acceptable Here) response for the re-INVITE. This response SHOULD include a Warning header field.

If a UAS generates a 2xx response and never receives an ACK, it SHOULD generate a BYE to terminate the dialog.

A UAS MAY choose not to generate 180 (Ringing) responses for a re-INVITE because UACs do not typically render this information to the user. For the same reason, UASs MAY choose not to use an Alert-Info header field or a body with Content-Disposition "alert" in responses to a re-INVITE.

A UAS providing an offer in a 2xx (because the INVITE did not contain an offer) SHOULD construct the offer as if the UAS were making a brand new call, subject to the constraints of sending an offer that updates an existing session, as described in [13] in the case of SDP. Specifically, this means that it SHOULD

include as many media formats and media types that the UA is willing to support. The UAS MUST ensure that the session description overlaps with its previous session description in media formats, transports, or other parameters that require support from the peer. This is to avoid the need for the peer to reject the session description. If, however, it is unacceptable to the UAC, the UAC SHOULD generate an answer with a valid session description, and then send a BYE to terminate the session.

15 Terminating a Session

This section describes the procedures for terminating a session established by SIP. The state of the session and the state of the dialog are very closely related. When a session is initiated with an INVITE, each 1xx or 2xx response from a distinct UAS creates a dialog, and if that response completes the offer/answer exchange, it also creates a session. As a result, each session is "associated" with a single dialog - the one which resulted in its creation. If an initial INVITE generates a non-2xx final response, that terminates all sessions (if any) and all dialogs (if any) that were created through responses to the request. By virtue of completing the transaction, a non-2xx final response also prevents further sessions from being created as a result of the INVITE. The BYE request is used to terminate a specific session or attempted session. In this case, the specific session is the one with the peer UA on the other side of the dialog. When a BYE is received on a dialog, any session associated with that dialog SHOULD terminate. A UA MUST NOT send a BYE outside of a dialog. The caller's UA MAY send a BYE for either confirmed or early dialogs, and the callee's UA MAY send a BYE on confirmed dialogs, but MUST NOT send a BYE on early dialogs. However, the callee's UA MUST NOT send a BYE on a confirmed dialog until it has received an ACK for its 2xx response or until the server transaction times out. If no SIP extensions have defined other application layer state associated with the dialog, the BYE also terminates the dialog.

The impact of a non-2xx final response to INVITE on dialogs and sessions makes the use of CANCEL attractive. The CANCEL attempts to force a non-2xx response to the INVITE (in particular, a 487). Therefore, if a UAC wishes to give up on its call attempt entirely, it can send a CANCEL. If the INVITE results in 2xx final response(s) to the INVITE, this means that a UAS accepted the invitation while the CANCEL was in progress. The UAC MAY continue with the sessions established by any 2xx responses, or MAY terminate them with BYE.

The notion of "hanging up" is not well defined within SIP. It is specific to a particular, albeit common, user interface. Typically, when the user hangs up, it indicates a desire to terminate the attempt to establish a session, and to terminate any sessions already created. For the caller's UA, this would imply a CANCEL request if the initial INVITE has not generated a final response, and a BYE to all confirmed dialogs after a final response. For the callee's UA, it would typically imply a BYE; presumably, when the user picked up the phone, a 2xx was generated, and so hanging up would result in a BYE after the ACK is received. This does not mean a user cannot hang up before receipt of the ACK, it just means that the software in his phone needs to maintain state for a short while in order to clean up properly. If the particular UI allows for the user to reject a call before its answered, a 403 (Forbidden) is a good way to express that. As per the rules above, a BYE can't be sent.

15.1 Terminating a Session with a BYE Request

15.1.1 UAC Behavior

A BYE request is constructed as would any other request within a dialog, as described in Section 12.

Once the BYE is constructed, the UAC core creates a new non-INVITE client transaction, and passes it the BYE request. The UAC MUST consider the session terminated (and therefore stop sending or listening for media) as soon as the BYE request is passed to the client transaction. If the response for the BYE is a

481 (Call/Transaction Does Not Exist) or a 408 (Request Timeout) or no response at all is received for the BYE (that is, a timeout is returned by the client transaction), the UAC MUST consider the session and the dialog terminated.

15.1.2 UAS Behavior

A UAS first processes the BYE request according to the general UAS processing described in Section 8.2. A UAS core receiving a BYE request checks if it matches an existing dialog. If the BYE does not match an existing dialog, the UAS core SHOULD generate a 481 (Call/Transaction Does Not Exist) response and pass that to the server transaction.

This rule means that a BYE sent without tags by a UAC will be rejected. This is a change from RFC 2543, which allowed BYE without tags.

A UAS core receiving a BYE request for an existing dialog MUST follow the procedures of Section 12.2.2 to process the request. Once done, the UAS SHOULD terminate the session (and therefore stop sending and listening for media). The only case where it can elect not to are multicast sessions, where participation is possible even if the other participant in the dialog has terminated its involvement in the session. Whether or not it ends its participation on the session, the UAS core MUST generate a 2xx response to the BYE, and MUST pass that to the server transaction for transmission.

The UAS MUST still respond to any pending requests received for that dialog. It is RECOMMENDED that a 487 (Request Terminated) response is generated to those pending requests.

16 Proxy Behavior

16.1 Overview

SIP proxies are elements that route SIP requests to user agent servers and SIP responses to user agent clients. A request may traverse several proxies on its way to a UAS. Each will make routing decisions, modifying the request before forwarding it to the next element. Responses will route through the same set of proxies traversed by the request in the reverse order.

Being a proxy is a logical role for a SIP element. When a request arrives, an element that can play the role of a proxy first decides if it needs to respond to the request on its own. For instance, the request may be malformed or the element may need credentials from the client before acting as a proxy. The element MAY respond with any appropriate error code. When responding directly to a request, the element is playing the role of a UAS and MUST behave as described in Section 8.2.

A proxy can operate in either a stateful or stateless mode for each new request. When stateless, a proxy acts as a simple forwarding element. It forwards each request downstream to a single element determined by making a targeting and routing decision based on the request. It simply forwards every response it receives upstream. A stateless proxy discards information about a message once the message has been forwarded. A stateful proxy remembers information (specifically, transaction state) about each incoming request and any requests it sends as a result of processing the incoming request. It uses this information to affect the processing of future messages associated with that request. A stateful proxy MAY choose to "fork" a request, routing it to multiple destinations. Any request that is forwarded to more than one location MUST be handled statefully.

In some circumstances, a proxy MAY forward requests using stateful transports (such as TCP) without being transaction-stateful. For instance, a proxy MAY forward a request from one TCP connection to another

transaction statelessly as long as it places enough information in the message to be able to forward the response down the same connection the request arrived on. Requests forwarded between different types of transports where the proxy's TU must take an active role in ensuring reliable delivery on one of the transports MUST be forwarded transaction statefully.

A stateful proxy MAY transition to stateless operation at any time during the processing of a request, so long as it did not do anything that would otherwise prevent it from being stateless initially (forking, for example, or generation of a 100 response). When performing such a transition, all state is simply discarded. The proxy SHOULD NOT initiate a CANCEL request.

Much of the processing involved when acting statelessly or statefully for a request is identical. The next several subsections are written from the point of view of a stateful proxy. The last section calls out those places where a stateless proxy behaves differently.

16.2 Stateful Proxy

When stateful, a proxy is purely a SIP transaction processing engine. Its behavior is modeled here in terms of the server and client transactions defined in Section 17. A stateful proxy has a server transaction associated with one or more client transactions by a higher layer proxy processing component (see figure 3), known as a proxy core. An incoming request is processed by a server transaction. Requests from the server transaction are passed to a proxy core. The proxy core determines where to route the request, choosing one or more next-hop locations. An outgoing request for each next-hop location is processed by its own associated client transaction. The proxy core collects the responses from the client transactions and uses them to send responses to the server transaction.

A stateful proxy creates a new server transaction for each new request received. Any retransmissions of the request will then be handled by that server transaction per Section 17. The proxy core MUST behave as a UAS with respect to sending an immediate provisional on that server transaction (such as 100 Trying) as described in Section 8.2.6. Thus, a stateful proxy SHOULD NOT generate 100 Trying responses to non-INVITE requests.

This is a model of proxy behavior, not of software. An implementation is free to take any approach that replicates the external behavior this model defines.

For all new requests, including any with unknown methods, an element intending to proxy the request MUST:

1. Validate the request (Section 16.3)
2. Preprocess routing information (Section 16.4)
3. Determine target(s) for the request (Section 16.5)
4. Forward the request to each target (Section 16.6)
5. Process all responses (Section 16.7)

16.3 Request Validation

Before an element can proxy a request, it MUST verify the message's validity. A valid message must pass the following checks:

1. Reasonable Syntax

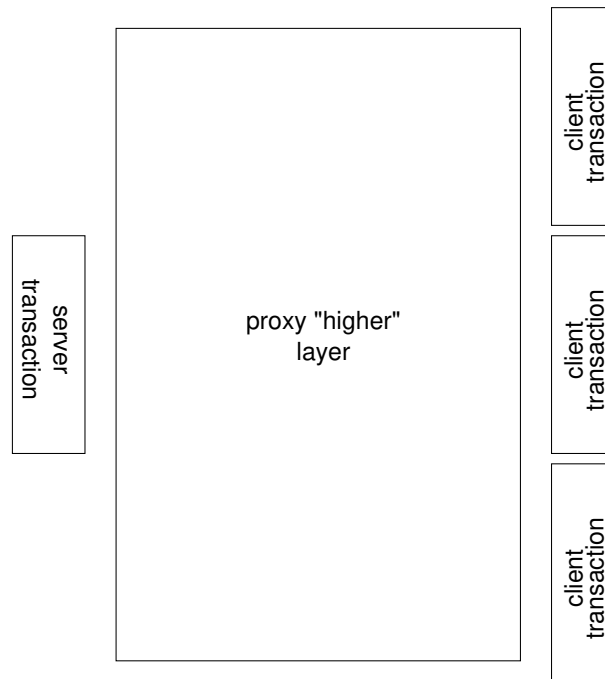


Figure 3: Stateful Proxy Model

2. URI scheme
3. Max-Forwards
4. (Optional) Loop Detection
5. Proxy-Require
6. Proxy-Authorization

If any of these checks fail, the element **MUST** behave as a user agent server (see Section 8.2) and respond with an error code.

Notice that a proxy is not required to detect merged requests and MUST NOT treat merged requests as an error condition. The endpoints receiving the requests will resolve the merge as described in Section 8.2.2.2.

1. Reasonable syntax check

The request MUST be well-formed enough to be handled with a server transaction. Any components involved in the remainder of these Request Validation steps or the Request Forwarding section MUST be well-formed. Any other components, well-formed or not, SHOULD be ignored and remain unchanged when the message is forwarded. For instance, an element would not reject a request because of a malformed **Date** header field. Likewise, a proxy would not remove a malformed **Date** header field before forwarding a request.

This protocol is designed to be extended. Future extensions may define new methods and header fields at any time. An element MUST NOT refuse to proxy a request because it contains a method or header field it does not know about.

2. URI scheme check

If the **Request-URI** has a URI whose scheme is not understood by the proxy, the proxy SHOULD reject the request with a 416 (Unsupported URI Scheme) response.

3. Max-Forwards check

The **Max-Forwards** header field (Section 20.22) is used to limit the number of elements a SIP request can traverse.

If the request does not contain a **Max-Forwards** header field, this check is passed.

If the request contains a **Max-Forwards** header field with a field value greater than zero, the check is passed.

If the request contains a **Max-Forwards** header field with a field value of zero (0), the element MUST NOT forward the request. If the request was for **OPTIONS**, the element MAY act as the final recipient and respond per Section 11. Otherwise, the element MUST return a 483 (Too many hops) response.

4. Optional Loop Detection check

An element MAY check for forwarding loops before forwarding a request. If the request contains a **Via** header field with a sent-by value that equals a value placed into previous requests by the proxy, the request has been forwarded by this element before. The request has either looped or is legitimately spiraling through the element. To determine if the request has looped, the element MAY perform the branch parameter calculation described in Step 8 of Section 16.6 on this message and compare it to the parameter received in that **Via** header field. If the parameters match, the request has looped. If they differ, the request is spiraling, and processing continues. If a loop is detected, the element MAY return a 482 (Loop Detected) response.

5. Proxy-Require check

Future extensions to this protocol may introduce features that require special handling by proxies. Endpoints will include a **Proxy-Require** header field in requests that use these features, telling the proxy not to process the request unless the feature is understood.

If the request contains a **Proxy-Require** header field (Section 20.29) with one or more option-tags this element does not understand, the element MUST return a 420 (Bad Extension) response. The response

MUST include an **Unsupported** (Section 20.40) header field listing those option-tags the element did not understand.

6. Proxy-Authorization check

If an element requires credentials before forwarding a request, the request MUST be inspected as described in Section 22.3. That section also defines what the element must do if the inspection fails.

16.4 Route Information Preprocessing

The proxy MUST inspect the **Request-URI** of the request. If the **Request-URI** of the request contains a value this proxy previously placed into a **Record-Route** header field (see Section 16.6 item 4), the proxy MUST replace the **Request-URI** in the request with the last value from the **Route** header field, and remove that value from the **Route** header field. The proxy MUST then proceed as if it received this modified request.

This will only happen when the element sending the request to the proxy (which may have been an endpoint) is a strict router. This rewrite on receive is necessary to enable backwards compatibility with those elements. It also allows elements following this specification to preserve the **Request-URI** through strict-routing proxies (see Section 12.2.1.1).

This requirement does not obligate a proxy to keep state in order to detect URIs it previously placed in **Record-Route** header fields. Instead, a proxy need only place enough information in those URIs to recognize them as values it provided when they later appear.

If the **Request-URI** contains an **maddr** parameter, the proxy MUST check to see if its value is in the set of addresses or domains the proxy is configured to be responsible for. If the **Request-URI** has an **maddr** parameter with a value the proxy is responsible for, and the request was received using the port and transport indicated (explicitly or by default) in the **Request-URI**, the proxy MUST strip the **maddr** and any non-default port or transport parameter and continue processing as if those values had not been present in the request.

A request may arrive with an **maddr** matching the proxy, but on a port or transport different from that indicated in the URI. Such a request needs to be forwarded to the proxy using the indicated port and transport.

If the first value in the **Route** header field indicates this proxy, the proxy MUST remove that value from the request.

16.5 Determining request targets

Next, the proxy calculates the target(s) of the request. The set of targets will either be predetermined by the contents of the request or will be obtained from an abstract location service. Each target in the set is represented as a URI.

If the **Request-URI** of the request contains an **maddr** parameter, the **Request-URI** MUST be placed into the target set as the only target URI, and the proxy MUST proceed to Section 16.6.

If the domain of the **Request-URI** indicates a domain this element is not responsible for, the **Request-URI** MUST be placed into the target set as the only target, and the element MUST proceed to the task of Request Forwarding (Section 16.6).

There are many circumstances in which a proxy might receive a request for a domain it is not responsible for. A firewall proxy handling outgoing calls (the way HTTP proxies handle outgoing requests) is an example of where this is likely to occur.

If the target set for the request has not been predetermined as described above, this implies that the element is responsible for the domain in the Request-URI, and the element MAY use whatever mechanism it desires to determine where to send the request. Any of these mechanisms can be modeled as accessing an abstract Location Service. This may consist of obtaining information from a location service created by a SIP Registrar, reading a database, consulting a presence server, utilizing other protocols, or simply performing an algorithmic substitution on the Request-URI. When accessing the location service constructed by a registrar, the Request-URI MUST first be canonicalized as described in Section 10.3 before being used as an index. The output of these mechanisms is used to construct the target set.

If the Request-URI does not provide sufficient information for the proxy to determine the target set, it SHOULD return a 485 (Ambiguous) response. This response SHOULD contain a Contact header field containing URIs of new addresses to be tried. For example, an INVITE to sip:John.Smith@company.com may be ambiguous at a proxy whose location service has multiple John Smiths listed. See Section 21.4.23 for details.

Any information in or about the request or the current environment of the element MAY be used in the construction of the target set. For instance, different sets may be constructed depending on contents or the presence of header fields and bodies, the time of day of the request's arrival, the interface on which the request arrived, failure of previous requests, or even the element's current level of utilization.

As potential targets are located through these services, their URIs are added to the target set. Targets can only be placed in the target set once. If a target URI is already present in the set (based on the definition of equality for the URI type), it MUST NOT be added again.

A proxy MUST NOT add additional targets to the target set if the Request-URI of the original request does not indicate a resource this proxy is responsible for.

A proxy can only change the Request-URI of a request during forwarding if it is responsible for that URI. If the proxy is not responsible for that URI, it will not recurse on 3xx or 416 responses as described below.

If the Request-URI of the original request indicates a resource this proxy is responsible for, the proxy MAY continue to add targets to the set after beginning Request Forwarding. It MAY use any information obtained during that processing to determine new targets. For instance, a proxy may choose to incorporate contacts obtained in a redirect response (3xx) into the target set. If a proxy uses a dynamic source of information while building the target set (for instance, if it consults a SIP Registrar), it SHOULD monitor that source for the duration of processing the request. New locations SHOULD be added to the target set as they become available. As above, any given URI MUST NOT be added to the set more than once.

Allowing a URI to be added to the set only once reduces unnecessary network traffic, and in the case of incorporating contacts from redirect requests prevents infinite recursion.

For example, a trivial location service is a "no-op", where the target URI is equal to the incoming request URI. The request is sent to a specific next hop proxy for further processing. During request forwarding of Section 16.6, Item 6, the identity of that next hop, expressed as a SIP or SIPS URI, is inserted as the top-most Route header field value into the request.

If the Request-URI indicates a resource at this proxy that does not exist, the proxy MUST return a 404 (Not Found) response.

If the target set remains empty after applying all of the above, the proxy MUST return an error response, which SHOULD be the 480 (Temporarily Unavailable) response.

16.6 Request Forwarding

As soon as the target set is non-empty, a proxy MAY begin forwarding the request. A stateful proxy MAY process the set in any order. It MAY process multiple targets serially, allowing each client transaction to complete before starting the next. It MAY start client transactions with every target in parallel. It also MAY arbitrarily divide the set into groups, processing the groups serially and processing the targets in each group in parallel.

A common ordering mechanism is to use the qvalue parameter of targets obtained from Contact header fields (see Section 20.10). Targets are processed from highest qvalue to lowest. Targets with equal qvalues may be processed in parallel.

A stateful proxy must have a mechanism to maintain the target set as responses are received and associate the responses to each forwarded request with the original request. For the purposes of this model, this mechanism is a "response context" created by the proxy layer before forwarding the first request.

For each target, the proxy forwards the request following these steps:

1. Make a copy of the received request
2. Update the Request-URI
3. Update the Max-Forwards header field
4. Optionally add a Record-route header field value
5. Optionally add additional header fields
6. Postprocess routing information
7. Determine the next-hop address, port, and transport
8. Add a Via header field value
9. Add a Content-Length header field if necessary
10. Forward the new request
11. Set timer C

Each of these steps is detailed below:

1. Copy request

The proxy starts with a copy of the received request. The copy MUST initially contain all of the header fields from the received request. Fields not detailed in the processing described below MUST NOT be removed. The copy SHOULD maintain the ordering of the header fields as in the received request. The proxy MUST NOT reorder field values with a common field name (See Section 7.3.1). The proxy MUST NOT add to, modify, or remove the message body.

An actual implementation need not perform a copy; the primary requirement is that the processing for each next hop begin with the same request.

2. Request-URI

The **Request-URI** in the copy's start line **MUST** be replaced with the URI for this target. If the URI contains any parameters not allowed in a **Request-URI**, they **MUST** be removed.

This is the essence of a proxy's role. This is the mechanism through which a proxy routes a request toward its destination.

In some circumstances, the received **Request-URI** is placed into the target set without being modified. For that target, the replacement above is effectively a no-op.

3. Max-Forwards

If the copy contains a **Max-Forwards** header field, the proxy **MUST** decrement its value by one (1).

If the copy does not contain a **Max-Forwards** header field, the proxy **MUST** add one with a field value which **SHOULD** be 70.

Some existing UAs will not provide a **Max-Forwards** header field in a request.

4. Record-Route

If this proxy wishes to remain on the path of future requests in a dialog created by this request (assuming the request creates a dialog), it **MUST** insert a **Record-Route** header field value into the copy before any existing **Record-Route** header field values, even if a **Route** header field is already present.

Requests establishing a dialog may contain a preloaded **Route** header field.

If this request is already part of a dialog, the proxy **SHOULD** insert a **Record-Route** header field value if it wishes to remain on the path of future requests in the dialog. In normal endpoint operation as described in Section 12 these **Record-Route** header field values will not have any effect on the route sets used by the endpoints.

The proxy will remain on the path if it chooses to not insert a **Record-Route** header field value into requests that are already part of a dialog. However, it would be removed from the path when an endpoint that has failed reconstitutes the dialog.

A proxy **MAY** insert a **Record-Route** header field value into any request. If the request does not initiate a dialog, the endpoints will ignore the value. See Section 12 for details on how endpoints use the **Record-Route** header field values to construct **Route** header fields.

Each proxy in the path of a request chooses whether to add a **Record-Route** header field value independently - the presence of a **Record-Route** header field in a request does not obligate this proxy to add a value.

The URI placed in the **Record-Route** header field value **MUST** be a SIP URI. This URI **MUST** contain an **lr** parameter (see Section 19.1.1). This URI **MAY** be different for each destination the request is forwarded to. The URI **SHOULD NOT** contain the transport parameter unless the proxy has knowledge (such as in a private network) that the next downstream element that will be in the path of subsequent requests supports that transport.

The URI this proxy provides will be used by some other element to make a routing decision. This proxy, in general, has no way to know what the capabilities of that element are, so it must restrict itself to the mandatory elements of a SIP implementation: SIP URIs and either the TCP or UDP transports.

The URI placed in the **Record-Route** header field MUST resolve to the element inserting it (or a suitable stand-in) when the server location procedures of [4] are applied to it, so that subsequent requests reach the same SIP element. If the **Request-URI** contains a SIPS URI, or the topmost **Route** header field (after the post processing of bullet 6 contains a SIPS URI, the URI placed into the **Record-Route** header field MUST be a SIPS URI. Furthermore, if the request was not received over TLS, the proxy MUST insert a **Record-Route** header field. In a similar fashion, a proxy that receives a request over TLS, but generates a request without a SIPS URI in the **Request-URI** or topmost **Record-Route** header field value, MUST insert a **Record-Route** header field that is not a SIPS URI.

A proxy at a security perimeter must remain on the perimeter throughout the dialog.

If the URI placed in the **Record-Route** header field needs to be rewritten when it passes back through in a response, the URI MUST be distinct enough to locate at that time. (The request may spiral through this proxy, resulting in more than one **Record-Route** header field value being added). Item 8 of Section 16.7 recommends a mechanism to make the URI sufficiently distinct.

The proxy MAY include parameters in the **Record-Route** header field value. These will be echoed in some responses to the request such as the 200 (OK) responses to INVITE. Such parameters may be useful for keeping state in the message rather than the proxy.

If a proxy needs to be in the path of any type of dialog (such as one straddling a firewall), it SHOULD add a **Record-Route** header field value to every request with a method it does not understand since that method may have dialog semantics.

The URI a proxy places into a **Record-Route** header field is only valid for the lifetime of any dialog created by the transaction in which it occurs. A dialog-stateful proxy, for example, MAY refuse to accept future requests with that value in the **Request-URI** after the dialog has terminated. Non-dialog-stateful proxies, of course, have no concept of when the dialog has terminated, but they MAY encode enough information in the value to compare it against the dialog identifier of future requests and MAY reject requests not matching that information. Endpoints MUST NOT use a URI obtained from a **Record-Route** header field outside the dialog in which it was provided. See Section 12 for more information on an endpoint's use of **Record-Route** header fields.

Record-routing may be required by certain services where the proxy needs to observe all messages in a dialog. However, it slows down processing and impairs scalability and thus proxies should only record-route if required for a particular service.

The **Record-Route** process is designed to work for any SIP request that initiates a dialog. INVITE is the only such request in this specification, but extensions to the protocol MAY define others.

5. Add Additional Header Fields

The proxy MAY add any other appropriate header fields to the copy at this point.

6. Postprocess routing information

A proxy MAY have a local policy that mandates that a request visit a specific set of proxies before being delivered to the destination. A proxy MUST ensure that all such proxies are loose routers. Generally, this can only be known with certainty if the proxies are within the same administrative domain. This set of proxies is represented by a set of URIs (each of which contains the **lr** parameter). This set MUST

be pushed into the **Route** header field of the copy ahead of any existing values, if present. If the **Route** header field is absent, it **MUST** be added, containing that list of URIs.

If the proxy has a local policy that mandates that the request visit one specific proxy, an alternative to pushing a **Route** value into the **Route** header field is to bypass the forwarding logic of item 10 below, and instead just send the request to the address, port, and transport for that specific proxy. If the request has a **Route** header field, this alternative **MUST NOT** be used unless it is known that next hop proxy is a loose router. Otherwise, this approach **MAY** be used, but the **Route** insertion mechanism above is preferred for its robustness, flexibility, generality and consistency of operation. Furthermore, if the **Request-URI** contains a SIPS URI, TLS **MUST** be used to communicate with that proxy.

If the copy contains a **Route** header field, the proxy **MUST** inspect the URI in its first value. If that URI does not contain a **lr** parameter, the proxy **MUST** modify the copy as follows:

- The proxy **MUST** place the **Request-URI** into the **Route** header field as the last value.
- The proxy **MUST** then place the first **Route** header field value into the **Request-URI** and remove that value from the **Route** header field.

Appending the **Request-URI** to the **Route** header field is part of a mechanism used to pass the information in that **Request-URI** through strict-routing elements. "Popping" the first **Route** header field value into the **Request-URI** formats the message the way a strict-routing element expects to receive it (with its own URI in the **Request-URI** and the next location to visit in the first **Route** header field value).

7. Determine Next-Hop Address, Port, and Transport

The proxy **MAY** have a local policy to send the request to a specific IP address, port, and transport, independent of the values of the **Route** and **Request-URI**. Such a policy **MUST NOT** be used if the proxy is not certain that the IP address, port, and transport correspond to a server that is a loose router. However, this mechanism for sending the request through a specific next hop is **NOT RECOMMENDED**; instead a **Route** header field should be used for that purpose as described above.

In the absence of such an overriding mechanism, the proxy applies the procedures listed in [4] as follows to determine where to send the request. If the proxy has reformatted the request to send to a strict-routing element as described in step 6 above, the proxy **MUST** apply those procedures to the **Request-URI** of the request. Otherwise, the proxy **MUST** apply the procedures to the first value in the **Route** header field, if present, else the **Request-URI**. The procedures will produce an ordered set of (address, port, transport) tuples. Independently of which URI is being used as input to the procedures of [4], if the **Request-URI** specifies a SIPS resource, the proxy **MUST** follow the procedures of [4] as if the input URI were a SIPS URI.

As described in [4], the proxy **MUST** attempt to deliver the message to the first tuple in that set, and proceed through the set in order until the delivery attempt succeeds.

For each tuple attempted, the proxy **MUST** format the message as appropriate for the tuple and send the request using a new client transaction as detailed in steps 8 through 10. Since each attempt uses a new client transaction, it represents a new branch. Thus, the branch parameter provided with the **Via** header field inserted in step 8 **MUST** be different for each attempt.

If the client transaction reports failure to send the request or a timeout from its state machine, the proxy continues to the next address in that ordered set. If the ordered set is exhausted, the request cannot be forwarded to this element in the target set. The proxy does not need to place anything in

the response context, but otherwise acts as if this element of the target set returned a 408 (Request Timeout) final response.

8. Add a Via header field value

The proxy **MUST** insert a **Via** header field value into the copy before the existing **Via** header field values. The construction of this value follows the same guidelines of Section 8.1.1.7. This implies that the proxy will compute its own branch parameter, which will be globally unique for that branch, and contain the requisite magic cookie.

Proxies choosing to detect loops have an additional constraint in the value they use for construction of the branch parameter. A proxy choosing to detect loops **SHOULD** create a branch parameter separable into two parts by the implementation. The first part **MUST** satisfy the constraints of Section 8.1.1.7 as described above. The second is used to perform loop detection and distinguish loops from spirals.

Loop detection is performed by verifying that, when a request returns to a proxy, those fields having an impact on the processing of the request have not changed. The value placed in this part of the branch parameter **SHOULD** reflect all of those fields (including any **Route**, **Proxy-Require** and **Proxy-Authorization** header fields). This is to ensure that if the request is routed back to the proxy and one of those fields changes, it is treated as a spiral and not a loop (Section 16.3). A common way to create this value is to compute a cryptographic hash of the **To** tag, **From** tag, **Call-ID** header field, the **Request-URI** of the request received (before translation) and the sequence number from the **CSeq** header field, in addition to any **Proxy-Require** and **Proxy-Authorization** header fields that may be present. The algorithm used to compute the hash is implementation-dependent, but MD5 (RFC 1321 [34]), expressed in hexadecimal, is a reasonable choice. (Base64 is not permissible for a token.)

If a proxy wishes to detect loops, the "branch" parameter it supplies **MUST** depend on all information affecting processing of a request, including the incoming **Request-URI** and any header fields affecting the request's admission or routing. This is necessary to distinguish looped requests from requests whose routing parameters have changed before returning to this server.

The request method **MUST NOT** be included in the calculation of the branch parameter. In particular, **CANCEL** and **ACK** requests (for non-2xx responses) **MUST** have the same branch value as the corresponding request they cancel or acknowledge. The branch parameter is used in correlating those requests at the server handling them (see Sections 17.2.3 and 9.2).

9. Add a Content-Length header field if necessary

If the request will be sent to the next hop using a stream-based transport and the copy contains no **Content-Length** header field, the proxy **MUST** insert one with the correct value for the body of the request (see Section 20.14).

10. Forward Request

A stateful proxy **MUST** create a new client transaction for this request as described in Section 17.1 and instructs the transaction to send the request using the address, port and transport determined in step 7.

11. Set timer C

In order to handle the case where an INVITE request never generates a final response, the TU uses a timer which is called timer C. Timer C MUST be set for each client transaction when an INVITE request is proxied. The timer MUST be larger than 3 minutes. Section 16.7 bullet 2 discusses how this timer is updated with provisional responses, and Section 16.8 discusses processing when it fires.

16.7 Response Processing

When a response is received by an element, it first tries to locate a client transaction (Section 17.1.3) matching the response. If none is found, the element MUST process the response (even if it is an informational response) as a stateless proxy (described below). If a match is found, the response is handed to the client transaction.

Forwarding responses for which a client transaction (or more generally any knowledge of having sent an associated request) is not found improves robustness. In particular, it ensures that "late" 2xx responses to INVITE requests are forwarded properly.

As client transactions pass responses to the proxy layer, the following processing MUST take place:

1. Find the appropriate response context
 2. Update timer C for provisional responses
 3. Remove the topmost Via
 4. Add the response to the response context
 5. Check to see if this response should be forwarded immediately
 6. When necessary, choose the best final response from the response context
- If no final response has been forwarded after every client transaction associated with the response context has been terminated, the proxy must choose and forward the "best" response from those it has seen so far.
- The following processing MUST be performed on each response that is forwarded. It is likely that more than one response to each request will be forwarded: at least each provisional and one final response.
7. Aggregate authorization header field values if necessary
 8. Optionally rewrite Record-Route header field values
 9. Forward the response
 10. Generate any necessary CANCEL requests

Each of the above steps are detailed below:

1. Find Context

The proxy locates the "response context" it created before forwarding the original request using the key described in Section 16.6. The remaining processing steps take place in this context.

2809 2. Update timer C for provisional responses

2810 For an INVITE transaction, if the response is a provisional response with status codes 101 to 199
2811 inclusive (i.e., anything but 100), the proxy MUST reset timer C for that client transaction. The timer
2812 MAY be reset to a different value, but this value MUST be greater than 3 minutes.

2813 3. Via

2814 The proxy removes the topmost Via header field value from the response.

2815 If no Via header field values remain in the response, the response was meant for this element and
2816 MUST NOT be forwarded. The remainder of the processing described in this section is not performed
2817 on this message, the UAC processing rules described in Section 8.1.3 are followed instead (transport
2818 layer processing has already occurred).

2819 This will happen, for instance, when the element generates CANCEL requests as described in Sec-
2820 tion 10.

2821 4. Add response to context

2822 Final responses received are stored in the response context until a final response is generated on the
2823 server transaction associated with this context. The response may be a candidate for the best final
2824 response to be returned on that server transaction. Information from this response may be needed in
2825 forming the best response even if this response is not chosen.

2826 If the proxy chooses to recurse on any contacts in a 3xx response by adding them to the target set, it
2827 MUST remove them from the response before adding the response to the response context. However,
2828 a proxy SHOULD NOT recurse to a non-SIPS URI if the Request-URI of the original request was a
2829 SIPS URI. If the proxy recurses on all of the contacts in a 3xx response, the proxy SHOULD NOT add
2830 the resulting contactless response to the response context.

2831 Removing the contact before adding the response to the response context prevents the next element up-
2832 stream from retrying a location this proxy has already attempted.

2833 3xx responses may contain a mixture of SIP, SIPS, and non-SIP URIs. A proxy may choose to recurse on
2834 the SIP and SIPS URIs and place the remainder into the response context to be returned potentially in the final
2835 response.

2836 If a proxy receives a 416 (Unsupported URI Scheme) response to a request whose Request-URI
2837 scheme was not SIP, but the scheme in the original received request was SIP or SIPS (that is, the
2838 proxy changed the scheme from SIP or SIPS to something else when it proxied a request), the proxy
2839 SHOULD add a new URI to the target set. This URI SHOULD be a SIP URI version of the non-SIP URI
2840 that was just tried. In the case of the tel URL, this is accomplished by placing the telephone-subscriber
2841 part of the tel URL into the user part of the SIP URI, and setting the hostpart to the domain where the
2842 prior request was sent. See Section 19.1.6 for more detail on forming SIP URIs from tel URLs.

2843 As with a 3xx response, if a proxy "recurses" on the 416 by trying a SIP or SIPS URI instead, the 416
2844 response SHOULD NOT be added to the response context.

2845 5. Check response for forwarding

2846 Until a final response has been sent on the server transaction, the following responses MUST be for-
2847 forwarded immediately:

- Any provisional response other than 100 (Trying)
- Any 2xx response

If a 6xx response is received, it is not immediately forwarded, but the stateful proxy **SHOULD** cancel all client pending transactions as described in Section 10, and it **MUST NOT** create any new branches in this context.

This is a change from RFC 2543, which mandated that the proxy was to forward the 6xx response immediately. For an INVITE transaction, this approach had the problem that a 2xx response could arrive on another branch, in which case the proxy would have to forward the 2xx. The result was that the UAC could receive a 6xx response followed by a 2xx response, which should never be allowed to happen. Under the new rules, upon receiving a 6xx, a proxy will issue a CANCEL request, which will generally result in 487 responses from all outstanding client transactions, and then at that point the 6xx is forwarded upstream.

After a final response has been sent on the server transaction, the following responses **MUST** be forwarded immediately:

- Any 2xx response to an INVITE request

A stateful proxy **MUST NOT** immediately forward any other responses. In particular, a stateful proxy **MUST NOT** forward any 100 (Trying) response. Those responses that are candidates for forwarding later as the “best” response have been gathered as described in step “Add Response to Context”.

Any response chosen for immediate forwarding **MUST** be processed as described in steps “Aggregate Authorization Header Field Values” through “Record-Route”.

This step, combined with the next, ensures that a stateful proxy will forward exactly one final response to a non-INVITE request, and either exactly one non-2xx response or one or more 2xx responses to an INVITE request.

6. Choosing the best response

A stateful proxy **MUST** send a final response to a response context’s server transaction if no final responses have been immediately forwarded by the above rules and all client transactions in this response context have been terminated.

The stateful proxy **MUST** choose the “best” final response among those received and stored in the response context.

If there are no final responses in the context, the proxy **MUST** send a 408 (Request Timeout) response to the server transaction.

Otherwise, the proxy **MUST** forward a response from the responses stored in the response context. It **MUST** choose from the 6xx class responses if any exist in the context. If no 6xx class responses are present, the proxy **SHOULD** choose from the lowest response class stored in the response context. The proxy **MAY** select any response within that chosen class. The proxy **SHOULD** give preference to responses that provide information affecting resubmission of this request, such as 401, 407, 415, 420, and 484 if the 4xx class is chosen.

A proxy which receives a 503 (Service Unavailable) response **SHOULD NOT** forward it upstream unless it can determine that any subsequent requests it might proxy will also generate a 503. In other words, forwarding a 503 means that the proxy knows it cannot service any requests, not just the one for the Request-URI in the request which generated the 503.

The forwarded response **MUST** be processed as described in steps "Aggregate Authorization Header Field Values" through "Record-Route".

For example, if a proxy forwarded a request to 4 locations, and received 503, 407, 501, and 404 responses, it may choose to forward the 407 (Proxy Authentication Required) response.

1xx and 2xx responses may be involved in the establishment of dialogs. When a request does not contain a To tag, the To tag in the response is used by the UAC to distinguish multiple responses to a dialog creating request. A proxy **MUST NOT** insert a tag into the To header field of a 1xx or 2xx response if the request did not contain one. A proxy **MUST NOT** modify the tag in the To header field of a 1xx or 2xx response.

Since a proxy may not insert a tag into the To header field of a 1xx response to a request that did not contain one, it cannot issue non-100 provisional responses on its own. However, it can branch the request to a UAS sharing the same element as the proxy. This UAS can return its own provisional responses, entering into an early dialog with the initiator of the request. The UAS does not have to be a discreet process from the proxy. It could be a virtual UAS implemented in the same code space as the proxy.

3-6xx responses are delivered hop-hop. When issuing a 3-6xx response, the element is effectively acting as a UAS, issuing its own response, usually based on the responses received from downstream elements. An element **SHOULD** preserve the To tag when simply forwarding a 3-6xx response to a request that did not contain a To tag.

A proxy **MUST NOT** modify the To tag in any forwarded response to a request that contains a To tag.

While it makes no difference to the upstream elements if the proxy replaced the To tag in a forwarded 3-6xx response, preserving the original tag may assist with debugging.

When the proxy is aggregating information from several responses, choosing a To tag from among them is arbitrary, and generating a new To tag may make debugging easier. This happens, for instance, when combining 401 (Unauthorized) and 407 (Proxy Authentication Required) challenges, or combining Contact values from unencrypted and unauthenticated 3xx responses.

7. Aggregate Authorization Header Field Values

If the selected response is a 401 (Unauthorized) or 407 (Proxy Authentication Required), the proxy **MUST** collect any WWW-Authenticate and Proxy-Authenticate header field values from all other 401 (Unauthorized) and 407 (Proxy Authentication Required) responses received so far in this response context and add them to this response without modification before forwarding. The resulting 401 (Unauthorized) or 407 (Proxy Authentication Required) response could have several WWW-Authenticate AND Proxy-Authenticate header field values.

This is necessary because any or all of the destinations the request was forwarded to may have requested credentials. The client needs to receive all of those challenges and supply credentials for each of them when it retries the request. Motivation for this behavior is provided in Section 26.

8. Record-Route

If the selected response contains a Record-Route header field value originally provided by this proxy, the proxy **MAY** choose to rewrite the value before forwarding the response. This allows the proxy to provide different URIs for itself to the next upstream and downstream elements. A proxy may choose to use this mechanism for any reason. For instance, it is useful for multi-homed hosts.

If the proxy received the request over TLS, and sent it out over a non-TLS connection, the proxy MUST rewrite the URI in the **Record-Route** header field to be a SIPS URI. If the proxy received the request over a non-TLS connection, and sent it out over TLS, the proxy MUST rewrite the URI in the **Record-Route** header field to be a SIP URI.

The new URI provided by the proxy MUST satisfy the same constraints on URIs placed in **Record-Route** header fields in requests (see Step 4 of Section 16.6) with the following modifications:

The URI SHOULD NOT contain the transport parameter unless the proxy has knowledge that the next upstream (as opposed to downstream) element that will be in the path of subsequent requests supports that transport.

When a proxy does decide to modify the **Record-Route** header field in the response, one of the operations it performs is locating the **Record-Route** value that it had inserted. If the request spiraled, and the proxy inserted a **Record-Route** value in each iteration of the spiral, locating the correct value in the response (which must be the proper iteration in the reverse direction) is tricky. The rules above recommend that a proxy wishing to rewrite **Record-Route** header field values insert sufficiently distinct URIs into the **Record-Route** header field so that the right one may be selected for rewriting. A RECOMMENDED mechanism to achieve this is for the proxy to append a unique identifier for the proxy instance to the user portion of the URI.

When the response arrives, the proxy modifies the first **Record-Route** whose identifier matches the proxy instance. The modification results in a URI without this piece of data appended to the user portion of the URI. Upon the next iteration, the same algorithm (find the topmost **Record-Route** header field value with the parameter) will correctly extract the next **Record-Route** header field value inserted by that proxy.

Not every response to a request to which a proxy adds a **Record-Route** header field value will contain a **Record-Route** header field. If the response does contain a **Record-Route** header field, it will contain the value the proxy added.

9. Forward response

After performing the processing described in steps “Aggregate Authorization Header Field Values” through “**Record-Route**”, the proxy MAY perform any feature specific manipulations on the selected response. The proxy MUST NOT add to, modify, or remove the message body. Unless otherwise specified, the proxy MUST NOT remove any header field values other than the **Via** header field value discussed in Section 16.7 Item 3. In particular, the proxy MUST NOT remove any “received” parameter it may have added to the next **Via** header field value while processing the request associated with this response. The proxy MUST pass the response to the server transaction associated with the response context. This will result in the response being sent to the location now indicated in the topmost **Via** header field value. If the server transaction is no longer available to handle the transmission, the element MUST forward the response statelessly by sending it to the server transport. The server transaction might indicate failure to send the response or signal a timeout in its state machine. These errors would be logged for diagnostic purposes as appropriate, but the protocol requires no remedial action from the proxy.

The proxy MUST maintain the response context until all of its associated transactions have been terminated, even after forwarding a final response.

10. Generate CANCELs

If the forwarded response was a final response, the proxy **MUST** generate a **CANCEL** request for all pending client transactions associated with this response context. A proxy **SHOULD** also generate a **CANCEL** request for all pending client transactions associated with this response context when it receives a 6xx response. A pending client transaction is one that has received a provisional response, but no final response (it is in the proceeding state) and has not had an associated **CANCEL** generated for it. Generating **CANCEL** requests is described in Section 9.1.

The requirement to **CANCEL** pending client transactions upon forwarding a final response does not guarantee that an endpoint will not receive multiple 200 (OK) responses to an **INVITE**. 200 (OK) responses on more than one branch may be generated before the **CANCEL** requests can be sent and processed. Further, it is reasonable to expect that a future extension may override this requirement to issue **CANCEL** requests.

16.8 Processing Timer C

If timer C should fire, the proxy **MUST** either reset the timer with any value it chooses, or terminate the client transaction. If the client transaction has received a provisional response, the proxy **MUST** generate a **CANCEL** request matching that transaction. If the client transaction has not received a provisional response, the proxy **MUST** behave as if the transaction received a 408 (Request Timeout) response.

Allowing the proxy to reset the timer allows the proxy to dynamically extend the transaction's lifetime based on current conditions (such as utilization) when the timer fires.

16.9 Handling Transport Errors

If the transport layer notifies a proxy of an error when it tries to forward a request (see Section 18.4), the proxy **MUST** behave as if the forwarded request received a 400 (Bad Request) response.

If the proxy is notified of an error when forwarding a response, it drops the response. The proxy **SHOULD** NOT cancel any outstanding client transactions associated with this response context due to this notification.

If a proxy cancels its outstanding client transactions, a single malicious or misbehaving client can cause all transactions to fail through its **Via** header field.

16.10 CANCEL Processing

A stateful proxy **MAY** generate a **CANCEL** to any other request it has generated at any time (subject to receiving a provisional response to that request as described in section 9.1). A proxy **MUST** cancel any pending client transactions associated with a response context when it receives a matching **CANCEL** request.

A stateful proxy **MAY** generate **CANCEL** requests for pending **INVITE** client transactions based on the period specified in the **INVITE**'s **Expires** header field elapsing. However, this is generally unnecessary since the endpoints involved will take care of signaling the end of the transaction.

While a **CANCEL** request is handled in a stateful proxy by its own server transaction, a new response context is not created for it. Instead, the proxy layer searches its existing response contexts for the server transaction handling the request associated with this **CANCEL**. If a matching response context is found, the element **MUST** immediately return a 200 (OK) response to the **CANCEL** request. In this case, the element is acting as a user agent server as defined in Section 8.2. Furthermore, the element **MUST** generate **CANCEL** requests for all pending client transactions in the context as described in Section 16.7 step 10.

If a response context is not found, the element does not have any knowledge of the request to apply the CANCEL to. It MUST statelessly forward the CANCEL request (it may have statelessly forwarded the associated request previously).

16.11 Stateless Proxy

When acting statelessly, a proxy is a simple message forwarder. Much of the processing performed when acting statelessly is the same as when behaving statefully. The differences are detailed here.

A stateless proxy does not have any notion of a transaction, or of the response context used to describe stateful proxy behavior. Instead, the stateless proxy takes messages, both requests and responses, directly from the transport layer (See section 18). As a result, stateless proxies do not retransmit messages on their own. They do, however, forward all retransmission they receive (they do not have the ability to distinguish a retransmission from the original message). Furthermore, when handling a request statelessly, an element MUST NOT generate its own 100 (Trying) or any other provisional response.

A stateless proxy MUST validate a request as described in Section 16.3

A stateless proxy MUST follow the request processing steps described in Sections 16.4 through 16.5 with the following exception:

- A stateless proxy MUST choose one and only one target from the target set. This choice MUST only rely on fields in the message and time-invariant properties of the server. In particular, a retransmitted request MUST be forwarded to the same destination each time it is processed. Furthermore, CANCEL and non-Routed ACK requests MUST generate the same choice as their associated INVITE.

A stateless proxy MUST follow the request processing steps described in Section 16.6 with the following exceptions:

- The requirement for unique branch IDs across space and time applies to stateless proxies as well. However, a stateless proxy cannot simply use a random number generator to compute the first component of the branch ID, as described in Section 16.6 bullet 8. This is because retransmissions of a request need to have the same value, and a stateless proxy cannot tell a retransmission from the original request. Therefore, the component of the branch parameter that makes it unique MUST be the same each time a retransmitted request is forwarded. Thus for a stateless proxy, the branch parameter MUST be computed as a combinatoric function of message parameters which are invariant on retransmission.

The stateless proxy MAY use any technique it likes to guarantee uniqueness of its branch IDs across transactions. However, the following procedure is RECOMMENDED. The proxy examines the branch ID in the topmost Via header field of the received request. If it begins with the magic cookie, the first component of the branch ID of the outgoing request is computed as a hash of the received branch ID. Otherwise, the first component of the branch ID is computed as a hash of the topmost Via, the tag in the To header field, the tag in the From header field, the Call-ID header field, the CSeq number (but not method), and the Request-URI from the received request. One of these fields will always vary across two different transactions.

- All other message transformations specified in Section 16.6 MUST result in the same transformation of a retransmitted request. In particular, if the proxy inserts a Record-Route value or pushes URIs into the Route header field, it MUST place the same values in retransmissions of the request. As

for the **Via** branch parameter, this implies that the transformations **MUST** be based on time-invariant configuration or retransmission-invariant properties of the request.

- A stateless proxy determines where to forward the request as described for stateful proxies in Section 16.6 Item 10. The request is sent directly to the transport layer instead of through a client transaction.

Since a stateless proxy must forward retransmitted requests to the same destination and add identical branch parameters to each of them, it can only use information from the message itself and time-invariant configuration data for those calculations. If the configuration state is not time-invariant (for example, if a routing table is updated) any requests that could be affected by the change may not be forwarded statelessly during an interval equal to the transaction timeout window before or after the change. The method of processing the affected requests in that interval is an implementation decision. A common solution is to forward them transaction statefully.

Stateless proxies **MUST NOT** perform special processing for **CANCEL** requests. They are processed by the above rules as any other requests. In particular, a stateless proxy applies the same **Route** header field processing to **CANCEL** requests that it applies to any other request.

Response processing as described in Section 16.7 does not apply to a proxy behaving statelessly. When a response arrives at a stateless proxy, the proxy **MUST** inspect the sent-by value in the first (topmost) **Via** header field value. If that address matches the proxy (it equals a value this proxy has inserted into previous requests) the proxy **MUST** remove that header field value from the response and forward the result to the location indicated in the next **Via** header field value. The proxy **MUST NOT** add to, modify, or remove the message body. Unless specified otherwise, the proxy **MUST NOT** remove any other header field values. If the address does not match the proxy, the message **MUST** be silently discarded.

16.12 Summary of Proxy Route Processing

In the absence of local policy to the contrary, the processing a proxy performs on a request containing a **Route** header field can be summarized in the following steps.

1. The proxy will inspect the **Request-URI**. If it indicates a resource owned by this proxy, the proxy will replace it with the results of running a location service. Otherwise, the proxy will not change the **Request-URI**.
2. The proxy will inspect the **URI** in the topmost **Route** header field value. If it indicates this proxy, the proxy removes it from the **Route** header field (this route node has been reached).
3. The proxy will forward the request to the resource indicated by the **URI** in the topmost **Route** header field value or in the **Request-URI** if no **Route** header field is present. The proxy determines the address, port and transport to use when forwarding the request by applying the procedures in [4] to that **URI**.

If no strict-routing elements are encountered on the path of the request, the **Request-URI** will always indicate the target of the request.

16.12.1 Examples

16.12.1.1 Basic SIP Trapezoid This scenario is the basic SIP trapezoid, U1 -> P1 -> P2 -> U2, with both proxies record-routing. Here is the flow.

U1 sends:

3088 INVITE sip:callee@domain.com SIP/2.0
3089 Contact: sip:caller@u1.example.com

3090 to P1. P1 is an outbound proxy. P1 is not responsible for domain.com, so it looks it up in DNS and
3091 sends it there. It also adds a **Record-Route** header field value:

3092 INVITE sip:callee@domain.com SIP/2.0
3093 Contact: sip:caller@u1.example.com
3094 Record-Route: <sip:p1.example.com;lr>

3095 P2 gets this. It is responsible for domain.com so it runs a location service and rewrites the **Request-**
3096 **URI**. It also adds a **Record-Route** header field value. There is no **Route** header field, so it resolves the new
3097 **Request-URI** to determine where to send the request:

3098 INVITE sip:callee@u2.domain.com SIP/2.0
3099 Contact: sip:caller@u1.example.com
3100 Record-Route: <sip:p2.domain.com;lr>
3101 Record-Route: <sip:p1.example.com;lr>

3102 The callee at u2.domain.com gets this and responds with a 200 OK:

3103 SIP/2.0 200 OK
3104 Contact: sip:callee@u2.domain.com
3105 Record-Route: <sip:p2.domain.com;lr>
3106 Record-Route: <sip:p1.example.com;lr>

3107 The callee at u2 also sets its dialog state's remote target URI to sip:caller@u1.example.com and its route
3108 set to

3109 (<sip:p2.domain.com;lr>,<sip:p1.example.com;lr>)

3110 This is forwarded by P2 to P1 to U1 as normal. Now, U1 sets its dialog state's remote target URI to
3111 sip:callee@u2.domain.com and its route set to

3112 (<sip:p1.example.com;lr>,<sip:p2.domain.com;lr>)

3113 Since all the route set elements contain the lr parameter, U1 constructs the following **BYE** request:

3114 BYE sip:callee@u2.domain.com SIP/2.0
3115 Route: <sip:p1.example.com;lr>,<sip:p2.domain.com;lr>

3116 As any other element (including proxies) would do, it resolves the URI in the topmost **Route** header
3117 field value using DNS to determine where to send the request. This goes to P1. P1 notices that it is not
3118 responsible for the resource indicated in the **Request-URI** so it doesn't change it. It does see that it is the
3119 first value in the **Route** header field, so it removes that value, and forwards the request to P2:

3120 BYE sip:callee@u2.domain.com SIP/2.0
3121 Route: <sip:p2.domain.com;lr>

3122 P2 also notices it is not responsible for the resource indicated by the Request-URI (it is responsible for
3123 domain.com, not u2.domain.com), so it doesn't change it. It does see itself in the first Route header field
3124 value, so it removes it and forwards the following to u2.domain.com based on a DNS lookup against the
3125 Request-URI:

3126 BYE sip:callee@u2.domain.com SIP/2.0

3127 **16.12.1.2 Traversing a strict-routing proxy** In this scenario, a dialog is established across four prox-
3128 ies, each of which adds Record-Route header field values. The third proxy implements the strict-routing
3129 procedures specified in RFC 2543 and the bis drafts up to bis-05.

3130 U1->P1->P2->P3->P4->U2

3131 The INVITE arriving at U2 contains

3132 INVITE sip:callee@u2.domain.com SIP/2.0
3133 Contact: sip:caller@u1.example.com
3134 Record-Route: <sip:p4.domain.com;lr>
3135 Record-Route: <sip:p3.middle.com>
3136 Record-Route: <sip:p2.example.com;lr>
3137 Record-Route: <sip:p1.example.com;lr>

3138 Which U2 responds to with a 200 OK. Later, U2 sends the following BYE request to P4 based on the
3139 first Route header field value.

3140 BYE sip:caller@u1.example.com SIP/2.0
3141 Route: <sip:p4.domain.com;lr>
3142 Route: <sip:p3.middle.com>
3143 Route: <sip:p2.example.com;lr>
3144 Route: <sip:p1.example.com;lr>

3145 P4 is not responsible for the resource indicated in the Request-URI so it will leave it alone. It notices
3146 that it is the element in the first Route header field value so it removes it. It then prepares to send the request
3147 based on the now first Route header field value of sip:p3.middle.com, but it notices that this URI does not
3148 contain the lr parameter, so before sending, it reformats the request to be:

3149 BYE sip:p3.middle.com SIP/2.0
3150 Route: <sip:p2.example.com;lr>
3151 Route: <sip:p1.example.com;lr>
3152 Route: <sip:caller@u1.example.com>

3153 P3 is a strict router, so it forwards the following to P2:

3154 BYE sip:p2.example.com;lr SIP/2.0
3155 Route: <sip:p1.example.com;lr>
3156 Route: <sip:caller@u1.example.com>

3157 P2 sees the request-URI is a value it placed into a **Record-Route** header field, so before further pro-
3158 cessing, it rewrites the request to be

3159 BYE sip:caller@u1.example.com SIP/2.0
3160 Route: <sip:p1.example.com;lr>

3161 P2 is not responsible for u1.example.com so it sends the request to P1 based on the resolution of the
3162 **Route** header field value.

3163 P1 notices itself in the topmost **Route** header field value, so it removes it, resulting in:

3164 BYE sip:caller@u1.example.com SIP/2.0

3165 Since P1 is not responsible for u1.example.com and there is no **Route** header field, P1 will forward the
3166 request to u1.example.com based on the **Request-URI**.

3167 **16.12.1.3 Rewriting Record-Route header field values** In this scenario, U1 and U2 are in different
3168 private namespaces and they enter a dialog through a proxy P1, which acts as a gateway between the names-
3169 paces.

3170 U1->P1->U2

3171 U1 sends:

3172 INVITE sip:callee@gateway.leftprivatespace.com SIP/2.0
3173 Contact: <sip:caller@u1.leftprivatespace.com>

3174 P1 uses its location service and sends the following to U2:

3175 INVITE sip:callee@rightprivatespace.com SIP/2.0
3176 Contact: <sip:caller@u1.leftprivatespace.com>
3177 Record-Route: <sip:gateway.rightprivatespace.com;lr>

3178 U2 sends this 200 (OK) back to P1:

3179 SIP/2.0 200 OK
3180 Contact: <sip:callee@u2.rightprivatespace.com>
3181 Record-Route: <sip:gateway.rightprivatespace.com;lr>

3182 P1 rewrites its **Record-Route** header parameter to provide a value that U1 will find useful, and sends
3183 the following to U1:

3184 SIP/2.0 200 OK
3185 Contact: <sip:callee@u2.rightprivatespace.com>
3186 Record-Route: <sip:gateway.leftprivatespace.com;lr>

3187 Later, U1 sends the following BYE request to P1:

3188 BYE sip:callee@u2.rightprivatespace.com SIP/2.0
3189 Route: <sip:gateway.leftprivatespace.com;lr>

3190 which P1 forwards to U2 as

3191 BYE sip:callee@u2.rightprivatespace.com SIP/2.0

3192 17 Transactions

3193 SIP is a transactional protocol: interactions between components take place in a series of independent
3194 message exchanges. Specifically, a SIP transaction consists of a single request and any responses to that
3195 request, which include zero or more provisional responses and one or more final responses. In the case
3196 of a transaction where the request was an INVITE (known as an INVITE transaction), the transaction also
3197 includes the ACK only if the final response was not a 2xx response. If the response was a 2xx, the ACK is
3198 not considered part of the transaction.

3199 The reason for this separation is rooted in the importance of delivering all 200 (OK) responses to an INVITE
3200 to the UAC. To deliver them all to the UAC, the UAS alone takes responsibility for retransmitting them (see Sec-
3201 tion 13.3.1.4), and the UAC alone takes responsibility for acknowledging them with ACK (see Section 13.2.2.4).
3202 Since this ACK is retransmitted only by the UAC, it is effectively considered its own transaction.

3203 Transactions have a client side and a server side. The client side is known as a client transaction and the
3204 server side as a server transaction. The client transaction sends the request, and the server transaction sends
3205 the response. The client and server transactions are logical functions that are embedded in any number of
3206 elements. Specifically, they exist within user agents and stateful proxy servers. Consider the example in
3207 Section 4. In this example, the UAC executes the client transaction, and its outbound proxy executes the
3208 server transaction. The outbound proxy also executes a client transaction, which sends the request to a
3209 server transaction in the inbound proxy. That proxy also executes a client transaction, which in turn sends
3210 the request to a server transaction in the UAS. This is shown in Figure 4.

3211 A stateless proxy does not contain a client or server transaction. The transaction exists between the UA
3212 or stateful proxy on one side, and the UA or stateful proxy on the other side. As far as SIP transactions are
3213 concerned, stateless proxies are effectively transparent. The purpose of the client transaction is to receive
3214 a request from the element in which the client is embedded (call this element the "Transaction User" or
3215 TU; it can be a UA or a stateful proxy), and reliably deliver the request to a server transaction. The client
3216 transaction is also responsible for receiving responses and delivering them to the TU, filtering out any re-
3217 sponse retransmissions or disallowed responses (such as a response to ACK). Additionally, in the case of an
3218 INVITE request, the client transaction is responsible for generating the ACK request for any final response
3219 excepting a 2xx response.

3220 Similarly, the purpose of the server transaction is to receive requests from the transport layer and deliver
3221 them to the TU. The server transaction filters any request retransmissions from the network. The server
3222 transaction accepts responses from the TU and delivers them to the transport layer for transmission over the

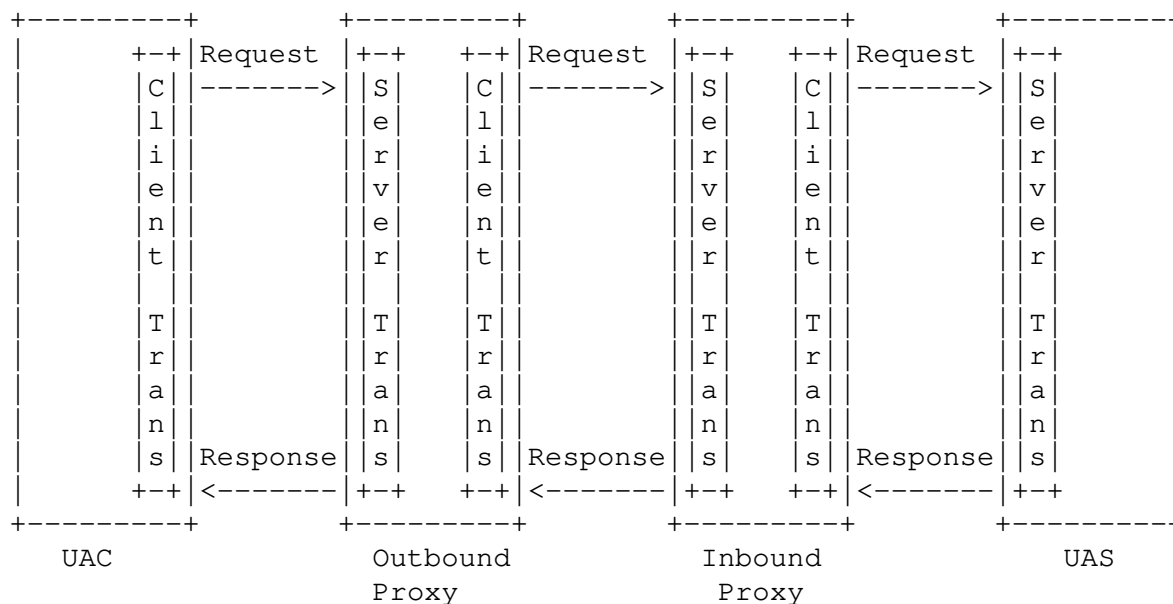


Figure 4: Transaction relationships

network. In the case of an **INVITE** transaction, it absorbs the **ACK** request for any final response excepting a 2xx response.

The 2xx response and its **ACK** receive special treatment. This response is retransmitted only by a UAS, and its **ACK** generated only by the UAC. This end-to-end treatment is needed so that a caller knows the entire set of users that have accepted the call. Because of this special handling, retransmissions of the 2xx response are handled by the UA core, not the transaction layer. Similarly, generation of the **ACK** for the 2xx is handled by the UA core. Each proxy along the path merely forwards each 2xx response to **INVITE** and its corresponding **ACK**.

17.1 Client Transaction

The client transaction provides its functionality through the maintenance of a state machine.

The TU communicates with the client transaction through a simple interface. When the TU wishes to initiate a new transaction, it creates a client transaction and passes it the SIP request to send and an IP address, port, and transport to which to send it. The client transaction begins execution of its state machine. Valid responses are passed up to the TU from the client transaction.

There are two types of client transaction state machines, depending on the method of the request passed by the TU. One handles client transactions for **INVITE** requests. This type of machine is referred to as an **INVITE** client transaction. Another type handles client transactions for all requests except **INVITE** and **ACK**. This is referred to as a non-**INVITE** client transaction. There is no client transaction for **ACK**. If the TU wishes to send an **ACK**, it passes one directly to the transport layer for transmission.

The **INVITE** transaction is different from those of other methods because of its extended duration. Normally, human input is required in order to respond to an **INVITE**. The long delays expected for sending a response argue for a three-way handshake. On the other hand, requests of other methods are expected to

complete rapidly. Because of the non-INVITE transaction's reliance on a two-way handshake, TUs SHOULD respond immediately to non-INVITE requests.

17.1.1 INVITE Client Transaction

17.1.1.1 Overview of INVITE Transaction The INVITE transaction consists of a three-way handshake. The client transaction sends an INVITE, the server transaction sends responses, and the client transaction sends an ACK. For unreliable transports (such as UDP), the client transaction retransmits requests at an interval that starts at T1 seconds and doubles after every retransmission. T1 is an estimate of the round-trip time (RTT), and it defaults to 500 ms. Nearly all of the transaction timers described here scale with T1, and changing T1 adjusts their values. The request is not retransmitted over reliable transports. After receiving a 1xx response, any retransmissions cease altogether, and the client waits for further responses. The server transaction can send additional 1xx responses, which are not transmitted reliably by the server transaction. Eventually, the server transaction decides to send a final response. For unreliable transports, that response is retransmitted periodically, and for reliable transports, it is sent once. For each final response that is received at the client transaction, the client transaction sends an ACK, the purpose of which is to quench retransmissions of the response.

17.1.1.2 Formal Description The state machine for the INVITE client transaction is shown in Figure 5. The initial state, "calling", MUST be entered when the TU initiates a new client transaction with an INVITE request. The client transaction MUST pass the request to the transport layer for transmission (see Section 18). If an unreliable transport is being used, the client transaction MUST start timer A with a value of T1. If a reliable transport is being used, the client transaction SHOULD NOT start timer A (Timer A controls request retransmissions). For any transport, the client transaction MUST start timer B with a value of 64*T1 seconds (Timer B controls transaction timeouts).

When timer A fires, the client transaction MUST retransmit the request by passing it to the transport layer, and MUST reset the timer with a value of 2*T1. The formal definition of *retransmit* within the context of the transaction layer is to take the message previously sent to the transport layer and pass it to the transport layer once more.

When timer A fires 2*T1 seconds later, the request MUST be retransmitted again (assuming the client transaction is still in this state). This process MUST continue so that the request is retransmitted with intervals that double after each transmission. These retransmissions SHOULD only be done while the client transaction is in the "calling" state.

The default value for T1 is 500 ms. T1 is an estimate of the RTT between the client and server transactions. Elements MAY (though it is NOT RECOMMENDED) use smaller values of T1 within closed, private networks that do not permit general Internet connection. T1 MAY be chosen larger, and this is RECOMMENDED if it is known in advance (such as on high latency access links) that the RTT is larger. Whatever the value of T1, the exponential backoffs on retransmissions described in this section MUST be used.

If the client transaction is still in the "calling" state when timer B fires, the client transaction SHOULD inform the TU that a timeout has occurred. The client transaction MUST NOT generate an ACK. The value of 64*T1 is equal to the amount of time required to send seven requests in the case of an unreliable transport.

If the client transaction receives a provisional response while in the "Calling" state, it transitions to the "proceeding" state. In the "proceeding" state, the client transaction SHOULD NOT retransmit the request any longer. Furthermore, the provisional response MUST be passed to the TU. Any further provisional responses MUST be passed up to the TU while in the "proceeding" state.

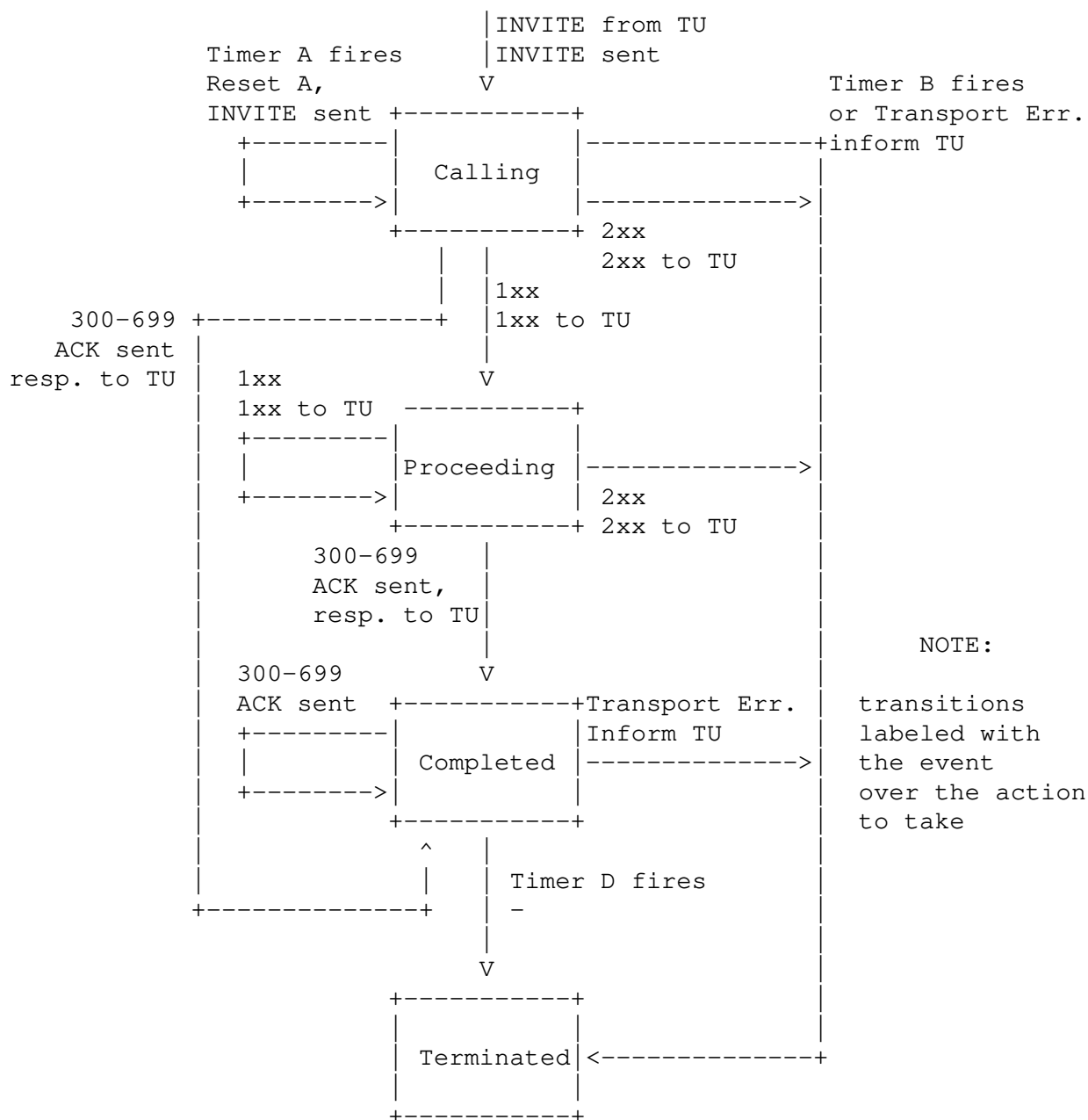


Figure 5: INVITE client transaction

3287 When in either the "Calling" or "Proceeding" states, reception of a response with status code from
 3288 300-699 MUST cause the client transaction to transition to "Completed". The client transaction MUST pass
 3289 the received response up to the TU, and the client transaction MUST generate an ACK request, even if the
 3290 transport is reliable (guidelines for constructing the ACK from the response are given in Section 17.1.1.3)
 3291 and then pass the ACK to the transport layer for transmission. The ACK MUST be sent to the same address,
 3292 port, and transport to which the original request was sent. The client transaction SHOULD start timer D

when it enters the "Completed" state, with a value of at least 32 seconds for unreliable transports, and a value of zero seconds for reliable transports. Timer D reflects the amount of time that the server transaction can remain in the "Completed" state when unreliable transports are used. This is equal to Timer H in the INVITE server transaction, whose default is 64*T1. However, the client transaction does not know the value of T1 in use by the server transaction, so an absolute minimum of 32s is used instead of basing Timer D on T1.

Any retransmissions of the final response that are received while in the "Completed" state MUST cause the ACK to be re-passed to the transport layer for retransmission, but the newly received response MUST NOT be passed up to the TU. A retransmission of the response is defined as any response which would match the same client transaction based on the rules of Section 17.1.3.

If timer D fires while the client transaction is in the "Completed" state, the client transaction MUST move to the terminated state, and it MUST inform the TU of the timeout.

When in either the "Calling" or "Proceeding" states, reception of a 2xx response MUST cause the client transaction to enter the "Terminated" state, and the response MUST be passed up to the TU. The handling of this response depends on whether the TU is a proxy core or a UAC core. A UAC core will handle generation of the ACK for this response, while a proxy core will always forward the 200 (OK) upstream. The differing treatment of 200 (OK) between proxy and UAC is the reason that handling of it does not take place in the transaction layer.

The client transaction MUST be destroyed the instant it enters the "Terminated" state. This is actually necessary to guarantee correct operation. The reason is that 2xx responses to an INVITE are treated differently; each one is forwarded by proxies, and the ACK handling in a UAC is different. Thus, each 2xx needs to be passed to a proxy core (so that it can be forwarded) and to a UAC core (so it can be acknowledged). No transaction layer processing takes place. Whenever a response is received by the transport, if the transport layer finds no matching client transaction (using the rules of Section 17.1.3), the response is passed directly to the core. Since the matching client transaction is destroyed by the first 2xx, subsequent 2xx will find no match and therefore be passed to the core.

17.1.1.3 Construction of the ACK Request This section specifies the construction of ACK requests sent within the client transaction. A UAC core that generates an ACK for 2xx MUST instead follow the rules described in Section 13.

The ACK request constructed by the client transaction MUST contain values for the Call-ID, From, and Request-URI that are equal to the values of those header fields in the request passed to the transport by the client transaction (call this the "original request"). The To header field in the ACK MUST equal the To header field in the response being acknowledged, and therefore will usually differ from the To header field in the original request by the addition of the tag parameter. The ACK MUST contain a single Via header field, and this MUST be equal to the top Via header field of the original request. The CSeq header field in the ACK MUST contain the same value for the sequence number as was present in the original request, but the method parameter MUST be equal to "ACK".

If the INVITE request whose response is being acknowledged had Route header fields, those header fields MUST appear in the ACK. This is to ensure that the ACK can be routed properly through any downstream stateless proxies.

Although any request MAY contain a body, a body in an ACK is special since the request cannot be rejected if the body is not understood. Therefore, placement of bodies in ACK for non-2xx is NOT RECOMMENDED, but if done, the body types are restricted to any that appeared in the INVITE, assuming that the response to the INVITE was not 415. If it was, the body in the ACK MAY be any type listed in the Accept

3337 header field in the 415.

3338 For example, consider the following request:

```
3339 INVITE sip:bob@biloxi.com SIP/2.0
3340 Via: SIP/2.0/UDP pc33.atlanta.com;branch=z9hG4bKkjshdyff
3341 To: Bob <sip:bob@biloxi.com>
3342 From: Alice <sip:alice@atlanta.com>;tag=88sja8x
3343 Max-Forwards: 70
3344 Call-ID: 987asjd97y7atg
3345 CSeq: 986759 INVITE
```

3346 The ACK request for a non-2xx final response to this request would look like this:

```
3347 ACK sip:bob@biloxi.com SIP/2.0
3348 Via: SIP/2.0/UDP pc33.atlanta.com;branch=z9hG4bKkjshdyff
3349 To: Bob <sip:bob@biloxi.com>;tag=99sa0xk
3350 From: Alice <sip:alice@atlanta.com>;tag=88sja8x
3351 Max-Forwards: 70
3352 Call-ID: 987asjd97y7atg
3353 CSeq: 986759 ACK
```

3354 17.1.2 Non-INVITE Client Transaction

3355 **17.1.2.1 Overview of the non-INVITE Transaction** Non-INVITE transactions do not make use of ACK.
3356 They are simple request-response interactions. For unreliable transports, requests are retransmitted at an interval which starts at T1 and doubles until it hits T2. If a provisional response is received, retransmissions
3357 continue for unreliable transports, but at an interval of T2. The server transaction retransmits the last response it sent, which can be a provisional or final response, only when a retransmission of the request is
3358 received. This is why request retransmissions need to continue even after a provisional response, they are to
3359 ensure reliable delivery of the final response.

3360 Unlike an INVITE transaction, a non-INVITE transaction has no special handling for the 2xx response.
3361 The result is that only a single 2xx response to a non-INVITE is ever delivered to a UAC.

3364 **17.1.2.2 Formal Description** The state machine for the non-INVITE client transaction is shown in Figure 6. It is very similar to the state machine for INVITE.

3366 The "Trying" state is entered when the TU initiates a new client transaction with a request. When entering this state, the client transaction SHOULD set timer F to fire in $64 \cdot T1$ seconds. The request MUST be
3367 passed to the transport layer for transmission. If an unreliable transport is in use, the client transaction MUST
3368 set timer E to fire in T1 seconds. If timer E fires while still in this state, the timer is reset, but this time with a
3369 value of $\text{MIN}(2 \cdot T1, T2)$. When the timer fires again, it is reset to a $\text{MIN}(4 \cdot T1, T2)$. This process continues
3370 so that retransmissions occur with an exponentially increasing interval that caps at T2. The default value
3371 of T2 is 4s, and it represents the amount of time a non-INVITE server transaction will take to respond to a
3372 request, if it does not respond immediately. For the default values of T1 and T2, this results in intervals of
3373 500 ms, 1 s, 2 s, 4 s, 4 s, etc.

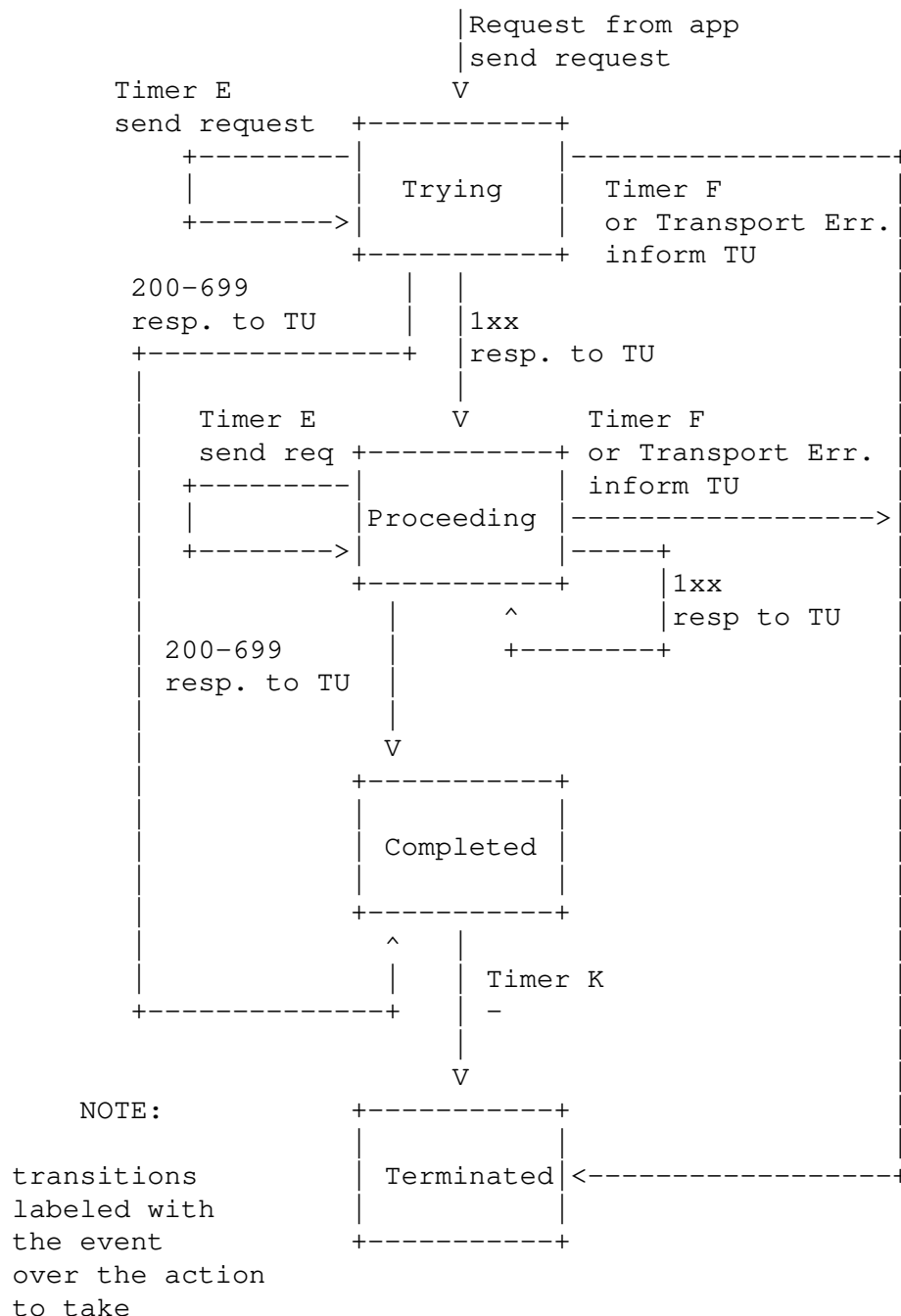


Figure 6: non-INVITE client transaction

3375 If Timer F fires while the client transaction is still in the “Trying” state, the client transaction SHOULD
 3376 inform the TU about the timeout, and then it SHOULD enter the “Terminated” state. If a provisional response
 3377 is received while in the “Trying” state, the response MUST be passed to the TU, and then the client transaction
 3378 SHOULD move to the “Proceeding” state. If a final response (status codes 200-699) is received while in the

“Trying” state, the response MUST be passed to the TU, and the client transaction MUST transition to the “Completed” state.

If Timer E fires while in the “Proceeding” state, the request MUST be passed to the transport layer for retransmission, and Timer E MUST be reset with a value of T2 seconds. If timer F fires while in the “Proceeding” state, the TU MUST be informed of a timeout, and the client transaction MUST transition to the terminated state. If a final response (status codes 200-699) is received while in the “Proceeding” state, the response MUST be passed to the TU, and the client transaction MUST transition to the “Completed” state.

Once the client transaction enters the “Completed” state, it MUST set Timer K to fire in T4 seconds for unreliable transports, and zero seconds for reliable transports. The “Completed” state exists to buffer any additional response retransmissions that may be received (which is why the client transaction remains there only for unreliable transports). T4 represents the amount of time the network will take to clear messages between client and server transactions. The default value of T4 is 5s. A response is a retransmission when it matches the same transaction, using the rules specified in Section 17.1.3. If Timer K fires while in this state, the client transaction MUST transition to the “Terminated” state.

Once the transaction is in the terminated state, it MUST be destroyed.

17.1.3 Matching Responses to Client Transactions

When the transport layer in the client receives a response, it has to determine which client transaction will handle the response, so that the processing of Sections 17.1.1 and 17.1.2 can take place. The branch parameter in the top Via header field is used for this purpose. A response matches a client transaction under two conditions:

1. If the response has the same value of the branch parameter in the top Via header field as the branch parameter in the top Via header field of the request that created the transaction.
2. If the method parameter in the CSeq header field matches the method of the request that created the transaction. The method is needed since a CANCEL request constitutes a different transaction, but shares the same value of the branch parameter.

A response that matches a transaction matched by a previous response is considered a retransmission of that response.

If a request is sent via multicast, it is possible that it will generate multiple responses from different servers. These responses will all have the same branch parameter in the topmost Via, but vary in the To tag. The first response received, based on the rules above, will be used, and others will be viewed as retransmissions. That is not an error; multicast SIP provides only a rudimentary “single-hop-discovery-like” service that is limited to processing a single response. See Section 18.1.1 for details.

17.1.4 Handling Transport Errors

When the client transaction sends a request to the transport layer to be sent, the following procedures are followed if the transport layer indicates a failure.

The client transaction SHOULD inform the TU that a transport failure has occurred, and the client transaction SHOULD transition directly to the “Terminated” state. The TU will handle the failover mechanisms described in [4].

17.2 Server Transaction

The server transaction is responsible for the delivery of requests to the TU and the reliable transmission of responses. It accomplishes this through a state machine. Server transactions are created by the core when a request is received, and transaction handling is desired for that request (this is not always the case).

As with the client transactions, the state machine depends on whether the received request is an INVITE request.

17.2.1 INVITE Server Transaction

The state diagram for the INVITE server transaction is shown in Figure 7.

When a server transaction is constructed with a request, it enters the "Proceeding" state. The server transaction MUST generate a 100 (Trying) response unless it knows that the TU will generate a provisional or final response within 200 ms, in which case it MAY generate a 100 (Trying) response. This provisional response is needed to quench request retransmissions rapidly in order to avoid network congestion. The 100 (Trying) response is constructed according to the procedures in Section 8.2.6, except that the insertion of tags in the To header field of the response (when none was present in the request) is downgraded from MAY to SHOULD NOT. The request MUST be passed to the TU.

The TU passes any number of provisional responses to the server transaction. So long as the server transaction is in the "Proceeding" state, each of these MUST be passed to the transport layer for transmission. They are not sent reliably by the transaction layer (they are not retransmitted by it) and do not cause a change in the state of the server transaction. If a request retransmission is received while in the "Proceeding" state, the most recent provisional response that was received from the TU MUST be passed to the transport layer for retransmission. A request is a retransmission if it matches the same server transaction based on the rules of Section 17.2.3.

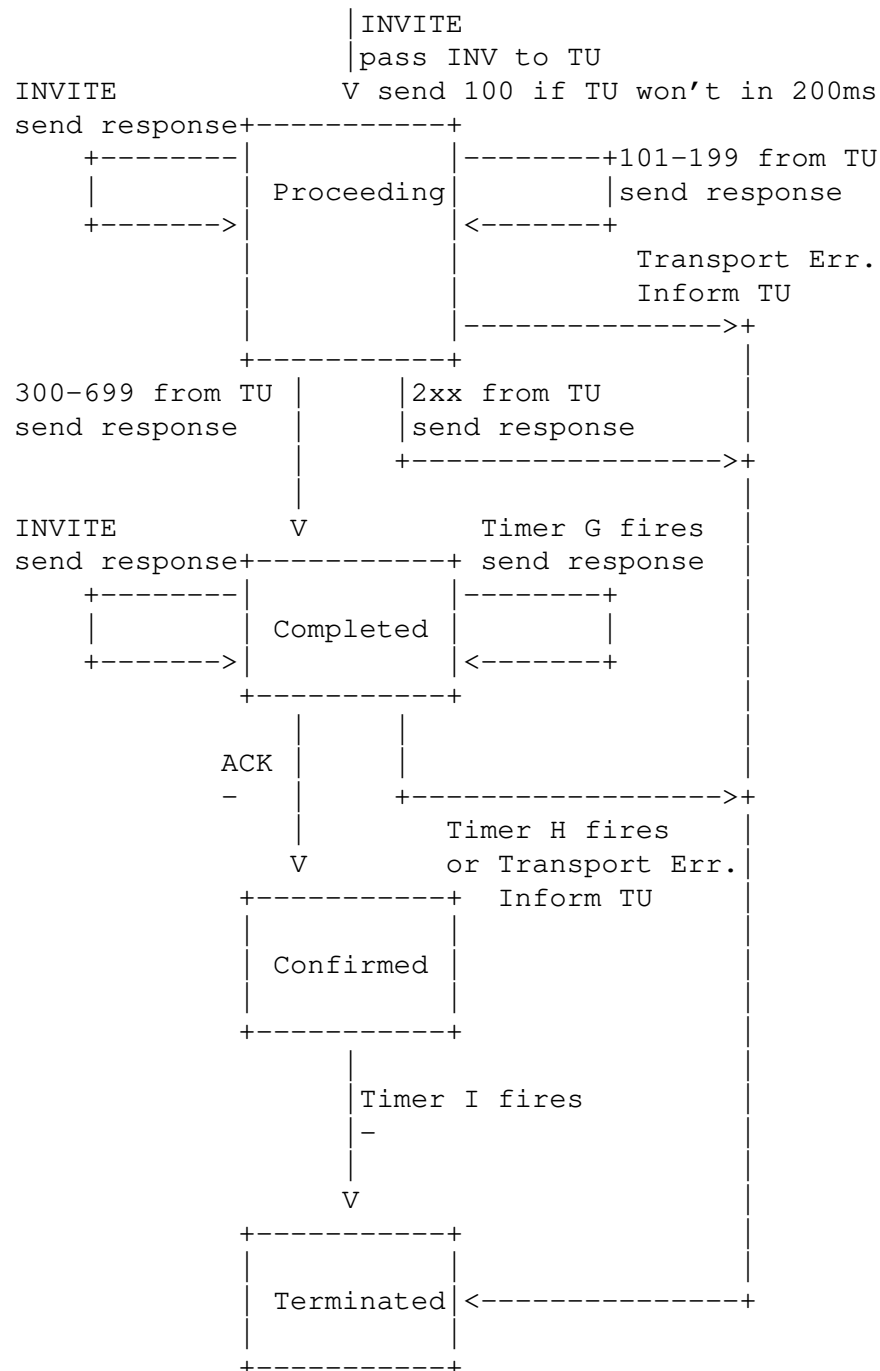
If, while in the "Proceeding" state, the TU passes a 2xx response to the server transaction, the server transaction MUST pass this response to the transport layer for transmission. It is not retransmitted by the server transaction; retransmissions of 2xx responses are handled by the TU. The server transaction MUST then transition to the "Terminated" state.

While in the "Proceeding" state, if the TU passes a response with status code from 300 to 699 to the server transaction, the response MUST be passed to the transport layer for transmission, and the state machine MUST enter the "Completed" state. For unreliable transports, timer G is set to fire in T1 seconds, and is not set to fire for reliable transports.

This is a change from RFC 2543, where responses were always retransmitted, even over reliable transports.

When the "Completed" state is entered, timer H MUST be set to fire in $64 \cdot T1$ seconds for all transports. Timer H determines when the server transaction abandons retransmitting the response. Its value is chosen to equal Timer B, the amount of time a client transaction will continue to retry sending a request. If timer G fires, the response is passed to the transport layer once more for retransmission, and timer G is set to fire in $\text{MIN}(2 \cdot T1, T2)$ seconds. From then on, when timer G fires, the response is passed to the transport again for transmission, and timer G is reset with a value that doubles, unless that value exceeds T2, in which case it is reset with the value of T2. This is identical to the retransmit behavior for requests in the "Trying" state of the non-INVITE client transaction. Furthermore, while in the "Completed" state, if a request retransmission is received, the server SHOULD pass the response to the transport for retransmission.

If an ACK is received while the server transaction is in the "Completed" state, the server transaction MUST transition to the "Confirmed" state. As Timer G is ignored in this state, any retransmissions of the



response will cease.

If timer H fires while in the "Completed" state, it implies that the ACK was never received. In this case, the server transaction MUST transition to the "Terminated" state, and MUST indicate to the TU that a transaction failure has occurred.

The purpose of the "Confirmed" state is to absorb any additional ACK messages that arrive, triggered from retransmissions of the final response. When this state is entered, timer I is set to fire in T4 seconds for unreliable transports, and zero seconds for reliable transports. Once timer I fires, the server MUST transition to the "Terminated" state.

Once the transaction is in the "Terminated" state, it MUST be destroyed. As with client transactions, this is needed to ensure reliability of the 2xx responses to INVITE.

17.2.2 Non-INVITE Server Transaction

The state machine for the non-INVITE server transaction is shown in Figure 8.

The state machine is initialized in the "Trying" state and is passed a request other than INVITE or ACK when initialized. This request is passed up to the TU. Once in the "Trying" state, any further request retransmissions are discarded. A request is a retransmission if it matches the same server transaction, using the rules specified in Section 17.2.3.

While in the "Trying" state, if the TU passes a provisional response to the server transaction, the server transaction MUST enter the "Proceeding" state. The response MUST be passed to the transport layer for transmission. Any further provisional responses that are received from the TU while in the "Proceeding" state MUST be passed to the transport layer for transmission. If a retransmission of the request is received while in the "Proceeding" state, the most recently sent provisional response MUST be passed to the transport layer for retransmission. If the TU passes a final response (status codes 200-699) to the server while in the "Proceeding" state, the transaction MUST enter the "Completed" state, and the response MUST be passed to the transport layer for transmission.

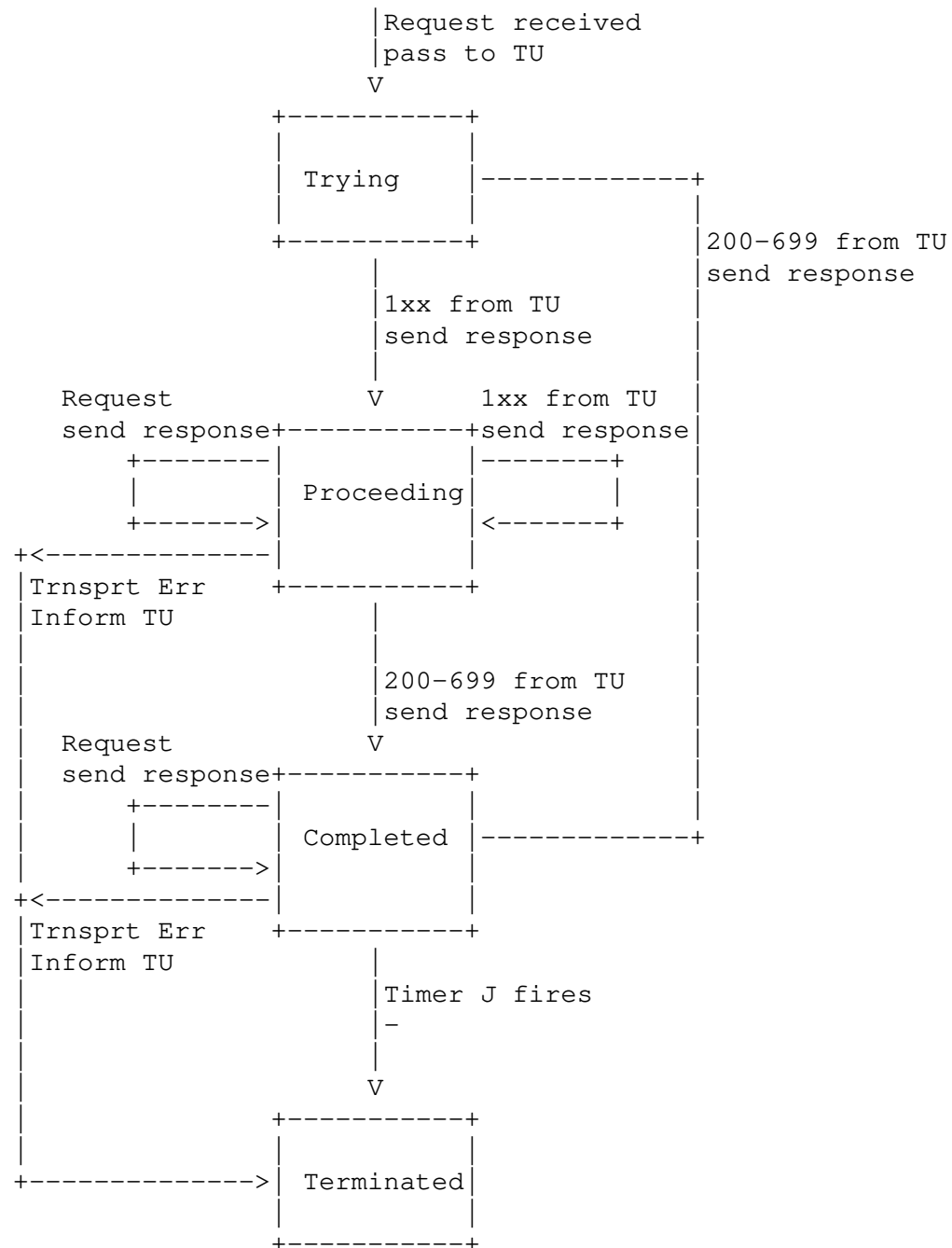
When the server transaction enters the "Completed" state, it MUST set Timer J to fire in 64*T1 seconds for unreliable transports, and zero seconds for reliable transports. While in the "Completed" state, the server transaction MUST pass the final response to the transport layer for retransmission whenever a retransmission of the request is received. Any other final responses passed by the TU to the server transaction MUST be discarded while in the "Completed" state. The server transaction remains in this state until Timer J fires, at which point it MUST transition to the "Terminated" state.

The server transaction MUST be destroyed the instant it enters the "Terminated" state.

17.2.3 Matching Requests to Server Transactions

When a request is received from the network by the server, it has to be matched to an existing transaction. This is accomplished in the following manner.

The branch parameter in the topmost Via header field of the request is examined. If it is present and begins with the magic cookie "z9hG4bK", the request was generated by a client transaction compliant to this specification. Therefore, the branch parameter will be unique across all transactions sent by that client. The request matches a transaction if the branch parameter in the request is equal to the one in the top Via header field of the request that created the transaction, the sent-by value in the top Via of the request is equal to the one in the request that created the transaction, and in the case of a CANCEL request, the method of the request that created the transaction was also CANCEL. This matching rule applies to both INVITE and non-INVITE transactions alike.



The sent-by value is used as part of the matching process because there could be accidental or malicious duplication of branch parameters from different clients.

If the branch parameter in the top Via header field is not present, or does not contain the magic cookie, the following procedures are used. These exist to handle backwards compatibility with RFC 2543 compliant implementations.

The INVITE request matches a transaction if the Request-URI, To tag, From tag, Call-ID, CSeq, and top Via header field match those of the INVITE request which created the transaction. In this case, the INVITE is a retransmission of the original one that created the transaction. The ACK request matches a transaction if the Request-URI, From tag, Call-ID, CSeq number (not the method), and top Via header field match those of the INVITE request which created the transaction, and the To tag of the ACK matches the To tag of the response sent by the server transaction. Matching is done based on the matching rules defined for each of those header fields. The usage of the tag in the To header field helps disambiguate ACK for 2xx from ACK for other responses at a proxy, which may have forwarded both responses (which can occur in unusual conditions). An ACK request that matches an INVITE transaction matched by a previous ACK is considered a retransmission of that previous ACK.

For all other request methods, a request is matched to a transaction if the Request-URI, To tag, From tag, Call-ID Cseq (including the method), and top Via header field match those of the request that created the transaction. Matching is done based on the matching rules defined for each of those header fields. When a non-INVITE request matches an existing transaction, it is a retransmission of the request that created that transaction.

Because the matching rules include the Request-URI, the server cannot match a response to a transaction. When the TU passes a response to the server transaction, it must pass it to the specific server transaction for which the response is targeted.

17.2.4 Handling Transport Errors

When the server transaction sends a response to the transport layer to be sent, the following procedures are followed if the transport layer indicates a failure.

First, the procedures in [4] are followed, which attempt to deliver the response to a backup. If those should all fail, based on the definition of failure in [4], the server transaction SHOULD inform the TU that a failure has occurred, and SHOULD transition to the terminated state.

18 Transport

The transport layer is responsible for the actual transmission of requests and responses over network transports. This includes determination of the connection to use for a request or response in the case of connection-oriented transports.

The transport layer is responsible for managing persistent connections for transport protocols like TCP and SCTP, or TLS over those, including ones opened to the transport layer. This includes connections opened by the client or server transports, so that connections are shared between client and server transport functions. These connections are indexed by the tuple formed from the address, port, and transport protocol at the far end of the connection. When a connection is opened by the transport layer, this index is set to the destination IP, port and transport. When the connection is accepted by the transport layer, this index is set to the source IP address, port number, and transport. Note that, because the source port is often ephemeral, but it cannot be known whether it is ephemeral or selected through procedures in [4], connections accepted by

the transport layer will frequently not be reused. The result is that two proxies in a “peering” relationship using a connection-oriented transport frequently will have two connections in use, one for transactions initiated in each direction.

It is RECOMMENDED that connections be kept open for some implementation-defined duration after the last message was sent or received over that connection. This duration SHOULD at least equal the longest amount of time the element would need in order to bring a transaction from instantiation to the terminated state. This is to make it likely that transactions complete over the same connection on which they are initiated (for example, request, response, and in the case of INVITE, ACK for non-2xx responses). This usually means at least 64*T1 (see Section 17.1.1.1 for a definition of T1). However, it could be larger in an element that has a TU using a large value for timer C (bullet 11 of Section 16.6), for example.

All SIP elements MUST implement UDP and TCP. SIP elements MAY implement other protocols.

Making TCP mandatory for the UA is a substantial change from RFC 2543. It has arisen out of the need to handle larger messages, which MUST use TCP, as discussed below. Thus, even if an element never sends large messages, it may receive one and needs to be able to handle them.

18.1 Clients

18.1.1 Sending Requests

The client side of the transport layer is responsible for sending the request and receiving responses. The user of the transport layer passes the client transport the request, an IP address, port, transport, and possibly TTL for multicast destinations.

If a request is within 200 bytes of the path MTU, or if it is larger than 1300 bytes and the path MTU is unknown, the request MUST be sent using TCP. This prevents fragmentation of messages over UDP and provides congestion control for larger messages. However, implementations MUST be able to handle messages up to the maximum datagram packet size. For UDP, this size is 65,535 bytes, including IP and UDP headers.

The 200 byte “buffer” between the message size and the MTU accommodates the fact that the response in SIP can be larger than the request. This happens due to the addition of Record-Route header field values to the responses to INVITE, for example. With the extra buffer, the response can be about 170 bytes larger than the request, and still not be fragmented on IPv4 (about 30 bytes is consumed by IP/UDP, assuming no IPSec). 1300 is chosen when path MTU is not known, based on the assumption of a 1500 byte Ethernet MTU.

If an element sends a request over TCP because of these message size constraints, and that request would have otherwise been sent over UDP, if the attempt to establish the connection generates either an ICMP Protocol Not Supported, or results in a TCP reset, the element SHOULD retry the request, using UDP. This is only to provide backwards compatibility with RFC 2543 compliant implementations that do not support UDP. It is anticipated that this behavior will be deprecated in a future revision of this specification.

A client that sends a request to a multicast address MUST add the “maddr” parameter to its Via header field value containing the destination multicast address, and for IPv4, SHOULD add the “ttl” parameter with a value of 1. Usage of IPv6 multicast is not defined in this specification, and will be a subject of future standardization when the need arises.

These rules result in a purposeful limitation of multicast in SIP. Its primary function is to provide an “single-hop-discovery-like” service, delivering a request to a group of homogeneous servers, where it is only required to process the response from any one of them. This functionality is most useful for registrations. In fact, based on the transaction processing rules in Section 17.1.3, the client transaction will accept the first response, and view any others as retransmissions because they all contain the same Via branch identifier.

Before a request is sent, the client transport MUST insert a value of the "sent-by" field into the Via header field. This field contains an IP address or host name, and port. The usage of an FQDN is RECOMMENDED. This field is used for sending responses under certain conditions, described below. If the port is absent, the default value depends on the transport. It is 5060 for UDP, TCP and SCTP, 5061 for TLS.

For reliable transports, the response is normally sent on the connection on which the request was received. Therefore, the client transport MUST be prepared to receive the response on the same connection used to send the request. Under error conditions, the server may attempt to open a new connection to send the response. To handle this case, the transport layer MUST also be prepared to receive an incoming connection on the source IP address from which the request was sent and port number in the "sent-by" field. It also MUST be prepared to receive incoming connections on any address and port that would be selected by a server based on the procedures described in Section 5 of [4].

For unreliable unicast transports, the client transport MUST be prepared to receive responses on the source IP address from which the request is sent (as responses are sent back to the source address) and the port number in the "sent-by" field. Furthermore, as with reliable transports, in certain cases the response will be sent elsewhere. The client MUST be prepared to receive responses on any address and port that would be selected by a server based on the procedures described in Section 5 of [4].

For multicast, the client transport MUST be prepared to receive responses on the same multicast group and port to which the request is sent (that is, it needs to be a member of the multicast group it sent the request to.)

If a request is destined to an IP address, port, and transport to which an existing connection is open, it is RECOMMENDED that this connection be used to send the request, but another connection MAY be opened and used.

If a request is sent using multicast, it is sent to the group address, port, and TTL provided by the transport user. If a request is sent using unicast unreliable transports, it is sent to the IP address and port provided by the transport user.

18.1.2 Receiving Responses

When a response is received, the client transport examines the top Via header field value. If the value of the "sent-by" parameter in that header field value does not correspond to a value that the client transport is configured to insert into requests, the response MUST be silently discarded.

If there are any client transactions in existence, the client transport uses the matching procedures of Section 17.1.3 to attempt to match the response to an existing transaction. If there is a match, the response MUST be passed to that transaction. Otherwise, the response MUST be passed to the core (whether it be stateless proxy, stateful proxy, or UA) for further processing. Handling of these "stray" responses is dependent on the core (a proxy will forward them, while a UA will discard, for example).

18.2 Servers

18.2.1 Receiving Requests

A server SHOULD be prepared to received requests on any IP address, port and transport combination that can be the result of a DNS lookup on a SIP or SIPS URI [4] that is handed out for the purposes of communicating with that server. In this context, "handing out" includes placing a URI in a Contact header field in a REGISTER request or a any redirect response, or in a Record-Route header field in a request or response. A URI can also be "handed out" by placing it on a web page or business card. It is also RECOMMENDED

that a server listen for requests on the default SIP ports (5060 for TCP and UDP, 5061 for TLS over TCP) on all public interfaces. The typical exception would be private networks, or when multiple server instances are running on the same host. For any port and interface that a server listens on for UDP, it MUST listen on that same port and interface for TCP. This is because a message may need to be sent using TCP, rather than UDP, if it is too large. As a result, the converse is not true. A server need not listen for UDP on a particular address and port just because it is listening on that same address and port for TCP. There may, of course, be other reasons why a server needs to listen for UDP on a particular address and port.

When the server transport receives a request over any transport, it MUST examine the value of the "sent-by" parameter in the top Via header field value. If the host portion of the "sent-by" parameter contains a domain name, or if it contains an IP address that differs from the packet source address, the server MUST add a "received" parameter to that Via header field value. This parameter MUST contain the source address from which the packet was received. This is to assist the server transport layer in sending the response, since it must be sent to the source IP address from which the request came.

Consider a request received by the server transport which looks like, in part:

```
INVITE sip:bob@Biloxi.com SIP/2.0
Via: SIP/2.0/UDP bobspc.biloxi.com:5060
```

The request is received with a source IP address of 192.0.2.4. Before passing the request up, the transport adds a "received" parameter, so that the request would look like, in part:

```
INVITE sip:bob@Biloxi.com SIP/2.0
Via: SIP/2.0/UDP bobspc.biloxi.com:5060;received=192.0.2.4
```

Next, the server transport attempts to match the request to a server transaction. It does so using the matching rules described in Section 17.2.3. If a matching server transaction is found, the request is passed to that transaction for processing. If no match is found, the request is passed to the core, which may decide to construct a new server transaction for that request. Note that when a UAS core sends a 2xx response to INVITE, the server transaction is destroyed. This means that when the ACK arrives, there will be no matching server transaction, and based on this rule, the ACK is passed to the UAS core, where it is processed.

18.2.2 Sending Responses

The server transport uses the value of the top Via header field in order to determine where to send a response. It MUST follow the following process:

- If the "sent-protocol" is a reliable transport protocol such as TCP or SCTP, or TLS over those, the response MUST be sent using the existing connection to the source of the original request that created the transaction, if that connection is still open. This requires the server transport to maintain an association between server transactions and transport connections. If that connection is no longer open, the server SHOULD open a connection to the IP address in the "received" parameter, if present, using the port in the "sent-by" value, or the default port for that transport, if no port is specified. If that connection attempt fails, the server SHOULD use the procedures in [4] for servers in order to determine the IP address and port to open the connection and send the response to.

- 3664 • Otherwise, if the **Via** header field value contains a “**maddr**” parameter, the response **MUST** be for-
3665 warded to the address listed there, using the port indicated in “**sent-by**”, or port 5060 if none is
3666 present. If the address is a multicast address, the response **SHOULD** be sent using the TTL indicated
3667 in the “**ttl**” parameter, or with a TTL of 1 if that parameter is not present.
- 3668 • Otherwise (for unreliable unicast transports), if the top **Via** has a “**received**” parameter, the response
3669 **MUST** be sent to the address in the “**received**” parameter, using the port indicated in the “**sent-by**”
3670 value, or using port 5060 if none is specified explicitly. If this fails, for example, elicits an ICMP
3671 “port unreachable” response, the procedures of Section 5 of [4] **SHOULD** be used to determine where
3672 to send the response.
- 3673 • Otherwise, if it is not receiver-tagged, the response **MUST** be sent to the address indicated by the
3674 “**sent-by**” value, using the procedures in Section 5 of [4].

3675 18.3 Framing

3676 In the case of message-oriented transports (such as UDP), if the message has a **Content-Length** header
3677 field, the message body is assumed to contain that many bytes. If there are additional bytes in the transport
3678 packet beyond the end of the body, they **MUST** be discarded. If the transport packet ends before the end of
3679 the message body, this is considered an error. If the message is a response, it **MUST** be discarded. If the
3680 message is a request, the element **SHOULD** generate a 400 (Bad Request) response. If the message has no
3681 **Content-Length** header field, the message body is assumed to end at the end of the transport packet.

3682 In the case of stream-oriented transports such as TCP, the **Content-Length** header field indicates the
3683 size of the body. The **Content-Length** header field **MUST** be used with stream oriented transports.

3684 18.4 Error Handling

3685 Error handling is independent of whether the message was a request or response.

3686 If the transport user asks for a message to be sent over an unreliable transport, and the result is an ICMP
3687 error, the behavior depends on the type of ICMP error. Host, network, port or protocol unreachable errors,
3688 or parameter problem errors **SHOULD** cause the transport layer to inform the transport user of a failure in
3689 sending. Source quench and TTL exceeded ICMP errors **SHOULD** be ignored.

3690 If the transport user asks for a request to be sent over a reliable transport, and the result is a connection
3691 failure, the transport layer **SHOULD** inform the transport user of a failure in sending.

3692 19 Common Message Components

3693 There are certain components of SIP messages that appear in various places within SIP messages (and
3694 sometimes, outside of them) that merit separate discussion.

3695 19.1 SIP and SIPS Uniform Resource Indicators

3696 A SIP or SIPS URI identifies a communications resource. Like all URIs, SIP and SIPS URIs may be placed
3697 in web pages, email messages, or printed literature. They contain sufficient information to initiate and
3698 maintain a communication session with the resource.

3699 Examples of communications resources include the following:

- a user of an online service
- an appearance on a multi-line phone
- a mailbox on a messaging system
- a PSTN number at a gateway service
- a group (such as “sales” or “helpdesk”) in an organization

A SIPS URI specifies that the resource be contacted securely. This means, in particular, that TLS is to be used between the UAC and the domain that owns the URI. From there, secure communications are used to reach the user, where the specific security mechanism depends on the policy of the domain. Any resource described by a SIP URI can be “upgraded” to a SIPS URI by just changing the scheme, if it is desired to communicate with that resource securely.

19.1.1 SIP and SIPS URI Components

The “sip:” and “sips:” schemes follow the guidelines in RFC 2396 [5]. They use a form similar to the mailto URL, allowing the specification of SIP request-header fields and the SIP message-body. This makes it possible to specify the subject, media type, or urgency of sessions initiated by using a URI on a web page or in an email message. The formal syntax for a SIP or SIPS URI is presented in Section 25. Its general form, in the case of a SIP URI, is

sip:user:password@host:port;uri-parameters?headers

The format for a SIPS URI is the same, except that the scheme is “sips” instead of sip. These tokens, and some of the tokens in their expansions, have the following meanings:

user: The identifier of a particular resource at the host being addressed. The term “host” in this context frequently refers to a domain. The “userinfo” of a URI consists of this user field, the password field, and the @ sign following them. The userinfo part of a URI is optional and MAY be absent when the destination host does not have a notion of users or when the host itself is the resource being identified. If the @ sign is present in a SIP or SIPS URI, the user field MUST NOT be empty.

If the host being addressed can process telephone numbers, for instance, an Internet telephony gateway, a telephone-subscriber field defined in RFC 2806 [9] MAY be used to populate the user field. There are special escaping rules for encoding telephone-subscriber fields in SIP and SIPS URIs described in Section 19.1.2.

password: A password associated with the user. While the SIP and SIPS URI syntax allows this field to be present, its use is NOT RECOMMENDED, because the passing of authentication information in clear text (such as URIs) has proven to be a security risk in almost every case where it has been used. For instance, transporting a PIN number in this field exposes the PIN.

Note that the password field is just an extension of user portion. Implementations not wishing to give special significance to the password portion of the field MAY simply treat “user:password” as a single string.

host: The host providing the SIP resource. The **host** part contains either a fully-qualified domain name or numeric IPv4 or IPv6 address. Using the fully-qualified domain name form is RECOMMENDED whenever possible.

port: The port number where the request is to be sent.

URI parameters: Parameters affecting a request constructed from the URI.

URI parameters are added after the **hostport** component and are separated by semi-colons.

URI parameters take the form:

parameter-name "=" parameter-value

Even though an arbitrary number of URI parameters may be included in a URI, any given parameter-name MUST NOT appear more than once.

This extensible mechanism includes the **transport**, **maddr**, **ttl**, **user**, **method** and **lr** parameters.

The **transport** parameter determines the transport mechanism to be used for sending SIP messages, as specified in [4]. SIP can use any network transport protocol. Parameter names are defined for UDP (RFC 768 [14]), TCP (RFC 761 [15]), and SCTP (RFC 2960 [16]). For a SIPS URI, the **transport** parameter MUST indicate a reliable transport.

The **maddr** parameter indicates the server address to be contacted for this user, overriding any address derived from the **host** field. When an **maddr** parameter is present, the **port** and **transport** components of the URI apply to the address indicated in the **maddr** parameter value. [4] describes the proper interpretation of the **transport**, **maddr**, and **hostport** in order to obtain the destination address, port, and transport for sending a request.

The **maddr** field has been used as a simple form of loose source routing. It allows a URI to specify a proxy that must be traversed en-route to the destination. Continuing to use the **maddr** parameter this way is strongly discouraged (the mechanisms that enable it are deprecated). Implementations should instead use the **Route** mechanism described in this document, establishing a pre-existing route set if necessary (see Section 8.1.1.1). This provides a full URI to describe the node to be traversed.

The **ttl** parameter determines the time-to-live value of the UDP multicast packet and MUST only be used if **maddr** is a multicast address and the transport protocol is UDP. For example, to specify to call `alice@atlanta.com` using multicast to `239.255.255.1` with a **ttl** of 15, the following URI would be used:

`sip:alice@atlanta.com;maddr=239.255.255.1;ttl=15`

The set of valid **telephone-subscriber** strings is a subset of valid **user** strings. The **user** URI parameter exists to distinguish telephone numbers from user names that happen to look like telephone numbers. If the user string contains a telephone number formatted as a **telephone-subscriber**, the **user** parameter value "phone" SHOULD be present. Even without this parameter, recipients of SIP and SIPS URIs MAY interpret the pre-@ part as a telephone number if local restrictions on the name space for user name allow it.

The method of the SIP request constructed from the URI can be specified with the **method** parameter.

The `lr` parameter, when present, indicates that the element responsible for this resource implements the routing mechanisms specified in this document. This parameter will be used in the URIs proxies place into **Record-Route** header field values, and may appear in the URIs in a pre-existing route set.

This parameter is used to achieve backwards compatibility with systems implementing the strict-routing mechanisms of RFC 2543 and the `rfc2543bis` drafts up to `bis-05`. An element preparing to send a request based on a URI not containing this parameter can assume the receiving element implements strict-routing and reformat the message to preserve the information in the **Request-URI**.

Since the `uri-parameter` mechanism is extensible, SIP elements **MUST** silently ignore any `uri-parameters` that they do not understand.

Headers: Header fields to be included in a request constructed from the URI.

Header fields in the SIP request can be specified with the “?” mechanism within a URI. The header names and values are encoded in ampersand separated `hname = hvalue` pairs. The special `hname = “body”` indicates that the associated `hvalue` is the message-body of the SIP request.

Table 1 summarizes the use of SIP and SIPS URI components based on the context in which the URI appears. The external column describes URIs appearing anywhere outside of a SIP message, for instance on a web page or business card. Entries marked “m” are mandatory, those marked “o” are optional, and those marked “-” are not allowed. Elements processing URIs **SHOULD** ignore any disallowed components if they are present. The second column indicates the default value of an optional element if it is not present. “-” indicates that the element is either not optional, or has no default value.

URIs in **Contact** header fields have different restrictions depending on the context in which the header field appears. One set applies to messages that establish and maintain dialogs (**INVITE** and its 200 (OK) response). The other applies to registration and redirection messages (**REGISTER**, its 200 (OK) response, and 3xx class responses to any method).

19.1.2 Character Escaping Requirements

SIP follows the requirements and guidelines of RFC 2396 [5] when defining the set of characters that must be escaped in a SIP URI, and uses its “%” HEX HEX” mechanism for escaping. From RFC 2396 [5]:

The set of characters actually reserved within any given URI component is defined by that component. In general, a character is reserved if the semantics of the URI changes if the character is replaced with its escaped US-ASCII encoding. [5].

Excluded US-ASCII characters (RFC 2396 [5]), such as space and control characters and characters used as URI delimiters, also **MUST** be escaped. URIs **MUST NOT** contain unescaped space and control characters.

For each component, the set of valid BNF expansions defines exactly which characters may appear unescaped. All other characters **MUST** be escaped.

For example, “@” is not in the set of characters in the user component, so the user “j@s0n” must have at least the @ sign encoded, as in “j%40s0n”.

Expanding the `hname` and `hvalue` tokens in Section 25 show that all URI reserved characters in header field names and values **MUST** be escaped.

The **telephone-subscriber** subset of the **user** component has special escaping considerations. The set of characters not reserved in the RFC 2806 [9] description of **telephone-subscriber** contains a number of characters in various syntax elements that need to be escaped when used in SIP URIs. Any characters

					reg./redir. Contact	dialog Contact/ R-R/Route	external
	default	Req.-URI	To	From	Contact		
user	—	o	o	o	o	o	o
password	—	o	o	o	o	o	o
host	—	m	m	m	m	m	m
port	(1)	o	-	-	o	o	o
user-param	ip	o	o	o	o	o	o
method	INVITE	-	-	-	-	-	o
maddr-param	—	o	-	-	o	o	o
ttl-param	1	o	-	-	o	-	o
transp.-param	(2)	o	-	-	o	o	o
lr-param	—	o	-	-	-	o	o
other-param	—	o	o	o	o	o	o
headers	—	-	-	-	o	-	o

(1): The default port value is transport and scheme dependent. The default is 5060 for sip: using UDP, TCP, or SCTP. The default is 5061 for sip: using TLS over TCP and sips: over TCP.

(2): The default transport is scheme dependent. For sip:, it is UDP. For sips:, it is TCP.

Table 1: Use and default values of URI components for SIP header field values, Request-URI and references

occurring in a telephone-subscriber that do not appear in an expansion of the BNF for the user rule MUST be escaped.

Note that character escaping is not allowed in the host component of a SIP or SIPS URI (the % character is not valid in its expansion). This is likely to change in the future as requirements for Internationalized Domain Names are finalized. Current implementations MUST NOT attempt to improve robustness by treating received escaped characters in the host component as literally equivalent to their unescaped counterpart. The behavior required to meet the requirements of IDN may be significantly different.

19.1.3 Example SIP and SIPS URIs

```

sip:alice@atlanta.com
sip:alice:secretword@atlanta.com;transport=tcp
sips:alice@atlanta.com?subject=project%20x&priority=urgent
sip:+1-212-555-1212:1234@gateway.com;user=phone
sips:1212@gateway.com
sip:alice@192.0.2.4
sip:atlanta.com;method=REGISTER?to=alice%40atlanta.com
sip:alice;day=tuesday@atlanta.com

```

The last sample URI above has a user field value of “alice;day=tuesday”. The escaping rules defined above allow a semicolon to appear unescaped in this field. For the purposes of this protocol, the field is opaque. The structure of that value is only useful to the SIP element responsible for the resource.

19.1.4 URI Comparison

Some operations in this specification require determining whether two SIP or SIPS URIs are equivalent. In this specification, registrars need to compare bindings in **Contact** URIs in **REGISTER** requests (see Section 10.3.) SIP and SIPS URIs are compared for equality according to the following rules:

- A SIP and SIPS URI are never equivalent.
- Comparison of the **userinfo** of SIP and SIPS URIs is case-sensitive. This includes **userinfo** containing passwords or formatted as **telephone-subscribers**. Comparison of all other components of the URI is case-insensitive unless explicitly defined otherwise.
- The ordering of parameters and header fields is not significant in comparing SIP and SIPS URIs.
- Characters other than those in the “reserved” and “unsafe” sets (see RFC 2396 [5]) are equivalent to their “%” HEX HEX” encoding.
- An IP address that is the result of a DNS lookup of a host name does **not** match that host name.
- For two URIs to be equal, the **user**, **password**, **host**, and **port** components must match.

A URI omitting the user component will *not* match a URI that includes one. A URI omitting the password component will **not** match a URI that includes one.

A URI omitting any component with a default value will *not* match a URI explicitly containing that component with its default value. For instance, a URI omitting the optional port component will *not* match a URI explicitly declaring port 5060. The same is true for the **transport-parameter**, **ttl-parameter**, **user-parameter**, and **method** components.

Defining sip:user@host to *not* be equivalent to sip:user@host:5060 is a change from RFC 2543. When deriving addresses from URIs, equivalent addresses are expected from equivalent URIs. The URI sip:user@host:5060 will always resolve to port 5060. The URI sip:user@host may resolve to other ports through the DNS SRV mechanisms detailed in [4].

- URI **uri-parameter** components are compared as follows
 - Any **uri-parameter** appearing in both URIs must match.
 - A **user**, **ttl**, or **method uri-parameter** appearing in only one URI never matches, even if it contains the default value.
 - A URI that includes an **maddr** parameter will *not* match a URI that contains no **maddr** parameter.
 - All other **uri-parameters** appearing in only one URI are ignored when comparing the URIs.
- URI **header** components are never ignored. Any present **header** component **MUST** be present in both URIs and match for the URIs to match. The matching rules are defined for each header field in Section 20.

The URIs within each of the following sets are equivalent:

3865 sip:%61lice@atlanta.com;transport=TCP
3866 sip:alice@AtLanTa.CoM;Transport=tcp

3867 sip:carol@chicago.com
3868 sip:carol@chicago.com;newparam=5
3869 sip:carol@chicago.com;security=on

3870 sip:biloxi.com;transport=tcp;method=REGISTER?to=sip:bob%40biloxi.com
3871 sip:biloxi.com;method=REGISTER;transport=tcp?to=sip:bob%40biloxi.com

3872 sip:alice@atlanta.com?subject=project%20x&priority=urgent
3873 sip:alice@atlanta.com?priority=urgent&subject=project%20x

3874 The URIs within each of the following sets are **not** equivalent:

3875 SIP:ALICE@AtLanTa.CoM;Transport=udp (different usernames)
3876 sip:alice@AtLanTa.CoM;Transport=UDP

3877 sip:bob@biloxi.com (can resolve to different ports)
3878 sip:bob@biloxi.com:5060

3879 sip:bob@biloxi.com (can resolve to different transports)
3880 sip:bob@biloxi.com;transport=udp

3881 sip:bob@biloxi.com (can resolve to different port and transports)
3882 sip:bob@biloxi.com:6000;transport=tcp

3883 sip:carol@chicago.com (different header component)
3884 sip:carol@chicago.com?Subject=next%20meeting

3885 sip:bob@phone21.bboxesbybob.com (even though that's what
3886 sip:bob@192.0.2.4 phone21.bboxesbybob.com resolves to)

3887 Note that equality is not transitive:

3888 sip:carol@chicago.com and sip:carol@chicago.com;security=on are equivalent

3889 and sip:carol@chicago.com and sip:carol@chicago.com;security=off are equivalent

3890 But sip:carol@chicago.com;security=on and sip:carol@chicago.com;security=off are **not** equivalent

19.1.5 Forming Requests from a URI

An implementation needs to take care when forming requests directly from a URI. URIs from business cards, web pages, and even from sources inside the protocol such as registered contacts may contain inappropriate header fields or body parts.

An implementation **MUST** include any provided **transport**, **maddr**, **ttl**, or **user** parameter in the **Request-URI** of the formed request. If the URI contains a **method** parameter, its value **MUST** be used as the method of the request. The **method** parameter **MUST NOT** be placed in the **Request-URI**. Unknown URI parameters **MUST** be placed in the message's **Request-URI**.

An implementation **SHOULD** treat the presence of any headers or body parts in the URI as a desire to include them in the message, and choose to honor the request on a per-component basis.

An implementation **SHOULD NOT** honor these obviously dangerous header fields: **From**, **Call-ID**, **CSeq**, **Via**, and **Record-Route**.

An implementation **SHOULD NOT** honor any requested **Route** header field values in order to not be used as an unwitting agent in malicious attacks.

An implementation **SHOULD NOT** honor requests to include header fields that may cause it to falsely advertise its location or capabilities. These include: **Accept**, **Accept-Encoding**, **Accept-Language**, **Allow**, **Contact** (in its dialog usage), **Organization**, **Supported**, and **User-Agent**.

An implementation **SHOULD** verify the accuracy of any requested descriptive header fields, including: **Content-Disposition**, **Content-Encoding**, **Content-Language**, **Content-Length**, **Content-Type**, **Date**, **Mime-Version**, and **Timestamp**.

If the request formed from constructing a message from a given URI is not a valid SIP request, the URI is invalid. An implementation **MUST NOT** proceed with transmitting the request. It should instead pursue the course of action due an invalid URI in the context it occurs.

The constructed request can be invalid in many ways. These include, but are not limited to, syntax error in header fields, invalid combinations of URI parameters, or an incorrect description of the message body.

Sending a request formed from a given URI may require capabilities unavailable to the implementation. The URI might indicate use of an unimplemented transport or extension, for example. An implementation **SHOULD** refuse to send these requests rather than modifying them to match their capabilities. An implementation **MUST NOT** send a request requiring an extension that it does not support.

For example, such a request can be formed through the presence of a **Require** header parameter or a **method** URI parameter with an unknown or explicitly unsupported value.

19.1.6 Relating SIP URIs and tel URLs

When a tel URL (RFC 2806 [9]) is converted to a SIP or SIPS URI, the entire telephone-subscriber portion of the tel URL, including any parameters, is placed into the **userinfo** part of the SIP or SIPS URI.

Thus, tel:+358-555-1234567;postd=pp22 becomes

sip:+358-555-1234567;postd=pp22@foo.com;user=phone

or

sips:+358-555-1234567;postd=pp22@foo.com;user=phone

not

sip:+358-555-1234567@foo.com;postd=pp22;user=phone

3931 or
3932 sips:+358-555-1234567@foo.com;postd=pp22;user=phone

3933 In general, equivalent “tel” URLs converted to SIP or SIPS URIs in this fashion may not produce equiv-
3934 alent SIP or SIPS URIs. The userinfo of SIP and SIPS URIs are compared as a case-sensitive string.
3935 Variance in case-insensitive portions of tel URLs and reordering of tel URL parameters does not affect tel
3936 URL equivalence, but does affect the equivalence of SIP URIs formed from them.

3937 For example,

3938 tel:+358-555-1234567;postd=pp22
3939 tel:+358-555-1234567;POSTD=PP22

3940 are equivalent, while

3941 sip:+358-555-1234567;postd=pp22@foo.com;user=phone
3942 sip:+358-555-1234567;POSTD=PP22@foo.com;user=phone

3943 are not.

3944 Likewise,

3945 tel:+358-555-1234567;postd=pp22;isub=1411
3946 tel:+358-555-1234567;isub=1411;postd=pp22

3947 are equivalent, while

3948 sip:+358-555-1234567;postd=pp22;isub=1411@foo.com;user=phone
3949 sip:+358-555-1234567;isub=1411;postd=pp22@foo.com;user=phone

3950 are not.

3951 To mitigate this problem, elements constructing telephone-subscriber fields to place in the userinfo part
3952 of a SIP or SIPS URI SHOULD fold any case-insensitive portion of telephone-subscriber to lower case,
3953 and order the telephone-subscriber parameters lexically by parameter name. (All components of a tel URL
3954 except for future-extension parameters are defined to be compared case-insensitive.)

3955 Following this suggestion, both

3956 tel:+358-555-1234567;postd=pp22
3957 tel:+358-555-1234567;POSTD=PP22

3958 become

3959 sip:+358-555-1234567;postd=pp22@foo.com;user=phone

3960 and both

3961 tel:+358-555-1234567;postd=pp22;isub=1411
3962 tel:+358-555-1234567;isub=1411;postd=pp22

become

sip:+358-555-1234567;isub=1411;postd=pp22;user=phone

19.2 Option Tags

Option tags are unique identifiers used to designate new options (extensions) in SIP. These tags are used in Require (Section 20.32), Proxy-Require (Section 20.29), Supported (Section 20.37) and Unsupported (Section 20.40) header fields. Note that these options appear as parameters in those header fields in an option-tag = token form (see Section 25 for the definition of token).

Option tags are defined in standards track RFCs. This is a change from past practice, and is instituted to ensure continuing multi-vendor interoperability (see discussion in Section 20.32 and Section 20.37). An IANA registry of option tags is used to ensure easy reference.

19.3 Tags

The “tag” parameter is used in the To and From header fields of SIP messages. It serves as a general mechanism to identify a dialog, which is the combination of the Call-ID along with two tags, one from each participant in the dialog. When a UA sends a request outside of a dialog, it contains a From tag only, providing “half” of the dialog ID. The dialog is completed from the response(s), each of which contributes the second half in the To header field. The forking of SIP requests means that multiple dialogs can be established from a single request. This also explains the need for the two-sided dialog identifier; without a contribution from the recipients, the originator could not disambiguate the multiple dialogs established from a single request.

When a tag is generated by a UA for insertion into a request or response, it MUST be globally unique and cryptographically random with at least 32 bits of randomness. A property of this selection requirement is that a UA will place a different tag into the From header of an INVITE as it would place into the To header of the response to the same INVITE. This is needed in order for a UA to invite itself to a session, a common case for “hairpinning” of calls in PSTN gateways. Similarly, two INVITEs for different calls will have different From tags.

Besides the requirement for global uniqueness, the algorithm for generating a tag is implementation-specific. Tags are helpful in fault tolerant systems, where a dialog is to be recovered on an alternate server after a failure. A UAS can select the tag in such a way that a backup can recognize a request as part of a dialog on the failed server, and therefore determine that it should attempt to recover the dialog and any other state associated with it.

20 Header Fields

The general syntax for header fields is covered in Section 7.3. This section lists the full set of header fields along with notes on syntax, meaning, and usage. Throughout this section, we use [HX.Y] to refer to Section X.Y of the current HTTP/1.1 specification RFC 2616 [8]. Examples of each header field are given.

Information about header fields in relation to methods and proxy processing is summarized in Tables 2 and 3.

The “where” column describes the request and response types in which the header field can be used. Values in this column are:

4001 **R:** header field may only appear in requests;

4002 **r:** header field may only appear in responses;

4003 **2xx, 4xx, etc.:** A numerical value or range indicates response codes with which the header field can be
4004 used;

4005 **c:** header field is copied from the request to the response.

4006 An empty entry in the “where” column indicates that the header field may be present in all requests and
4007 responses.

4008 The “proxy” column describes the operations a proxy may perform on a header field:

4009 **a:** A proxy can add or concatenate the header field if not present.

4010 **m:** A proxy can modify an existing header field value.

4011 **d:** A proxy can delete a header field value.

4012 **r:** A proxy must be able to read the header field, and thus this header field cannot be encrypted.

4013 The next six columns relate to the presence of a header field in a method:

4014 **c:** Conditional; requirements on the header field depend on the context of the message.

4015 **m:** The header field is mandatory.

4016 **m*:** The header field SHOULD be sent, but clients/servers need to be prepared to receive messages without
4017 that header field.

4018 **o:** The header field is optional.

4019 **t:** The header field SHOULD be sent, but clients/servers need to be prepared to receive messages without
4020 that header field. If a stream-based protocol (such as TCP) is used as a transport, then the header field
4021 MUST be sent.

4022 ***:** The header field is required if the message body is not empty. See sections 20.14, 20.15 and 7.4 for
4023 details.

4024 **-:** The header field is not applicable.

4025 “Optional” means that a UA MAY include the header field in a request or response, and a UA MAY ignore
4026 the header field if present in the request or response (The exception to this rule is the **Require** header field
4027 discussed in 20.32). A “mandatory” header field MUST be present in a request, and MUST be understood
4028 by the UAS receiving the request. A mandatory response header field MUST be present in the response, and
4029 the header field MUST be understood by the UAC processing the response. “Not applicable” means that the
4030 header field MUST NOT be present in a request. If one is placed in a request by mistake, it MUST be ignored
4031 by the UAS receiving the request. Similarly, a header field labeled “not applicable” for a response means
4032 that the UAS MUST NOT place the header field in the response, and the UAC MUST ignore the header field
4033 in the response.

Header field	where	proxy	ACK	BYE	CAN	INV	OPT	REG
Accept	R		-	o	-	o	m*	o
Accept	2xx		-	-	-	o	m*	o
Accept	415		-	c	-	c	c	c
Accept-Encoding	R		-	o	-	o	o	o
Accept-Encoding	2xx		-	-	-	o	m*	o
Accept-Encoding	415		-	c	-	c	c	c
Accept-Language	R		-	o	-	o	o	o
Accept-Language	2xx		-	-	-	o	m*	o
Accept-Language	415		-	c	-	c	c	c
Alert-Info	R	ar	-	-	-	o	-	-
Alert-Info	180	ar	-	-	-	o	-	-
Allow	R		-	o	-	o	o	o
Allow	2xx		-	o	-	m*	m*	o
Allow	r		-	o	-	o	o	o
Allow	405		-	m	-	m	m	m
Authentication-Info	2xx		-	o	-	o	o	o
Authorization	R		o	o	o	o	o	o
Call-ID	c	r	m	m	m	m	m	m
Call-Info		ar	-	-	-	o	o	o
Contact	R		o	-	-	m	o	o
Contact	1xx		-	-	-	o	-	-
Contact	2xx		-	-	-	m	o	o
Contact	3xx	d	-	o	-	o	o	o
Contact	485		-	o	-	o	o	o
Content-Disposition			o	o	-	o	o	o
Content-Encoding			o	o	-	o	o	o
Content-Language			o	o	-	o	o	o
Content-Length		ar	t	t	t	t	t	t
Content-Type			*	*	-	*	*	*
CSeq	c	r	m	m	m	m	m	m
Date		a	o	o	o	o	o	o
Error-Info	300-699	a	-	o	o	o	o	o
Expires			-	-	-	o	-	o
From	c	r	m	m	m	m	m	m
In-Reply-To	R		-	-	-	o	-	-
Max-Forwards	R	amr	m	m	m	m	m	m
Min-Expires	423		-	-	-	-	-	m
MIME-Version			o	o	-	o	o	o
Organization		ar	-	-	-	o	o	o

Table 2: Summary of header fields, A–O

Header field	where	proxy	ACK	BYE	CAN	INV	OPT	REG
Priority	R	ar	-	-	-	o	-	-
Proxy-Authenticate	407	ar	-	m	-	m	m	m
Proxy-Authenticate	401	ar	-	o	o	o	o	o
Proxy-Authorization	R	dr	o	o	-	o	o	o
Proxy-Require	R	ar	-	o	-	o	o	o
Record-Route	R	ar	o	o	o	o	o	-
Record-Route	2xx,18x	mr	-	o	o	o	o	-
Reply-To			-	-	-	o	-	-
Require		ar	-	c	-	c	c	c
Retry-After	404,413,480,486		-	o	o	o	o	o
	500,503		-	o	o	o	o	o
	600,603		-	o	o	o	o	o
Route	R	adr	c	c	c	c	c	c
Server	r		-	o	o	o	o	o
Subject	R		-	-	-	o	-	-
Supported	R		-	o	o	m*	o	o
Supported	2xx		-	o	o	m*	m*	o
Timestamp			o	o	o	o	o	o
To	c(1)	r	m	m	m	m	m	m
Unsupported	420		-	m	-	m	m	m
User-Agent			o	o	o	o	o	o
Via	R	amr	m	m	m	m	m	m
Via	rc	dr	m	m	m	m	m	m
Warning	r		-	o	o	o	o	o
WWW-Authenticate	401	ar	-	m	-	m	m	m
WWW-Authenticate	407	ar	-	o	-	o	o	o

Table 3: Summary of header fields, P-Z; (1): copied with possible addition of tag

A UA SHOULD ignore extension header parameters that are not understood.

A compact form of some common header field names is also defined for use when overall message size is an issue.

The Contact, From, and To header fields contain a URI. If the URI contains a comma, question mark or semicolon, the URI MUST be enclosed in angle brackets (< and >). Any URI parameters are contained within these brackets. If the URI is not enclosed in angle brackets, any semicolon-delimited parameters are header-parameters, not URI parameters.

20.1 Accept

The Accept header field follows the syntax defined in [H14.1]. The semantics are also identical, with the exception that if no Accept header field is present, the server SHOULD assume a default value of application/sdp.

An empty Accept header field means that no formats are acceptable.

Example:

Accept: application/sdp;level=1, application/x-private, text/html

20.2 Accept-Encoding

The Accept-Encoding header field is similar to Accept, but restricts the content-codings [H3.5] that are acceptable in the response. See [H14.3]. The syntax of this header field is defined in [H14.3]. The semantics in SIP are identical to those defined in [H14.3].

An empty Accept-Encoding header field is permissible, even though the syntax in [H14.3] does not provide for it. It is equivalent to Accept-Encoding: identity, that is, only the identity encoding, meaning no encoding, is permissible.

If no Accept-Encoding header field is present, the server SHOULD assume a default value of identity.

This differs slightly from the HTTP definition, which indicates that when not present, any encoding can be used, but the identity encoding is preferred.

Example:

Accept-Encoding: gzip

20.3 Accept-Language

The Accept-Language header field is used in requests to indicate the preferred languages for reason phrases, session descriptions, or status responses carried as message bodies in the response. If no Accept-Language header field is present, the server SHOULD assume all languages are acceptable to the client.

The Accept-Language header field follows the syntax defined in [H14.4]. The rules for ordering the languages based on the "q" parameter apply to SIP as well.

Example:

Accept-Language: da, en-gb;q=0.8, en;q=0.7

20.4 Alert-Info

When present in an INVITE request, the Alert-Info header field specifies an alternative ring tone to the UAS. When present in a 180 (Ringing) response, the Alert-Info header field specifies an alternative ringback tone to the UAC. A typical usage is for a proxy to insert this header field to provide a distinctive ring feature.

The Alert-Info header field can introduce security risks. These risks and the ways to handle them are discussed in Section 20.9, which discusses the Call-Info header field since the risks are identical.

In addition, a user SHOULD be able to disable this feature selectively.

This helps prevent disruptions that could result from the use of this header field by untrusted elements.

Example:

Alert-Info: <http://www.example.com/sounds/moo.wav>

20.5 Allow

The **Allow** header field lists the set of methods supported by the UA generating the message.

All methods, including **ACK** and **CANCEL**, understood by the UA **MUST** be included in the list of methods in the **Allow** header field, when present. The absence of an **Allow** header field **MUST NOT** be interpreted to mean that the UA sending the message supports no methods. Rather, it implies that the UA is not providing any information on what methods it supports.

Supplying an **Allow** header field in responses to methods other than **OPTIONS** reduces the number of messages needed.

Example:

```
Allow: INVITE, ACK, OPTIONS, CANCEL, BYE
```

20.6 Authentication-Info

The **Authentication-Info** header field provides for mutual authentication with HTTP Digest. A UAS **MAY** include this header field in a 2xx response to a request that was successfully authenticated using digest based on the **Authorization** header field.

Syntax and semantics follow those specified in RFC 2617 [17].

Example:

```
Authentication-Info: nextnonce="47364c23432d2e131a5fb210812c"
```

20.7 Authorization

The **Authorization** header field contains authentication credentials of a UA. Section 22.2 overviews the use of the **Authorization** header field, and Section 22.4 describes the syntax and semantics when used with HTTP authentication.

This header field, along with **Proxy-Authorization**, breaks the general rules about multiple header field values. Although not a comma-separated list, this header field name may be present multiple times, and **MUST NOT** be combined into a single header line using the usual rules described in Section 7.3.

In the example below, there are no quotes around the Digest parameter:

```
Authorization: Digest username="Alice", realm="atlanta.com",  
nonce="84a4cc6f3082121f32b42a2187831a9e",  
response="7587245234b3434cc3412213e5f113a5432"
```

20.8 Call-ID

The **Call-ID** header field uniquely identifies a particular invitation or all registrations of a particular client. A single multimedia conference can give rise to several calls with different **Call-ID**s, for example, if a user invites a single individual several times to the same (long-running) conference. **Call-ID**s are case-sensitive and are simply compared byte-by-byte.

The compact form of the **Call-ID** header field is i.

Examples:

4113 Call-ID: f81d4fae-7dec-11d0-a765-00a0c91e6bf6@biloxi.com
4114 i:f81d4fae-7dec-11d0-a765-00a0c91e6bf6@192.0.2.4

4115 20.9 Call-Info

4116 The Call-Info header field provides additional information about the caller or callee, depending on whether
4117 it is found in a request or response. The purpose of the URI is described by the “purpose” parameter.
4118 The “icon” parameter designates an image suitable as an iconic representation of the caller or callee. The
4119 “info” parameter describes the caller or callee in general, for example, through a web page. The “card”
4120 parameter provides a business card, for example, in vCard [35] or LDIF [36] formats. Additional tokens can
4121 be registered using IANA and the procedures in Section 27.

4122 Use of the Call-Info header field can pose a security risk. If a callee fetches the URIs provided by a
4123 malicious caller, the callee may be at risk for displaying inappropriate or offensive content, dangerous or
4124 illegal content, and so on. Therefore, it is RECOMMENDED that a UA only render the information in the
4125 Call-Info header field if it can verify the authenticity of the element that originated the header field and
4126 trusts that element. This need not be the peer UA; a proxy can insert this header field into requests.

4127 Example:

4128 Call-Info: <http://www.example.com/alice/photo.jpg> ;purpose=icon,
4129 <http://www.example.com/alice/> ;purpose=info

4130 20.10 Contact

4131 A Contact header field value provides a URI whose meaning depends on the type of request or response it
4132 is in.

4133 A Contact header field value can contain a display name, a URI with URI parameters, and header
4134 parameters.

4135 This document defines the Contact parameters “q” and “expires”. These parameters are only used
4136 when the Contact is present in a REGISTER request or response, or in a 3xx response. Additional param-
4137 eters may be defined in other specifications.

4138 When the header field value contains a display name, the URI including all URI parameters is enclosed
4139 in “<” and “>”. If no “<” and “>” are present, all parameters after the URI are header parameters, not URI
4140 parameters. The display name can be tokens, or a quoted string, if a larger character set is desired.

4141 Even if the “display-name” is empty, the “name-addr” form MUST be used if the “addr-spec” con-
4142 tains a comma, semicolon, or question mark. There may or may not be LWS between the display-name
4143 and the “<”.

4144 These rules for parsing a display name, URI and URI parameters, and header parameters also apply for
4145 the header fields To and From.

4146 The Contact header field has a role similar to the Location header field in HTTP. However, the HTTP header
4147 field only allows one address, unquoted. Since URIs can contain commas and semicolons as reserved characters,
4148 they can be mistaken for header or parameter delimiters, respectively.

4149 The compact form of the Contact header field is m (for “moved”).

4150 The second example below shows a Contact header field value containing both a URI parameter
4151 (transport) and a header parameter (expires).

4152 Contact: "Mr. Watson" <sip:watson@worchester.bell-telephone.com>
4153 ;q=0.7; expires=3600,
4154 "Mr. Watson" <mailto:watson@bell-telephone.com> ;q=0.1
4155 m: <sips:bob@192.0.2.4>;expires=60

4156 20.11 Content-Disposition

4157 The Content-Disposition header field describes how the message body or, for multipart messages, a mes-
4158 sage body part is to be interpreted by the UAC or UAS. This SIP header field extends the MIME Content-
4159 Type (RFC 2183 [18]).

4160 The value "session" indicates that the body part describes a session, for either calls or early (pre-call)
4161 media. The value "render" indicates that the body part should be displayed or otherwise rendered to the
4162 user. For backward-compatibility, if the Content-Disposition header field is missing, the server SHOULD
4163 assume bodies of Content-Type application/sdp are the disposition "session", while other content
4164 types are "render".

4165 The disposition type "icon" indicates that the body part contains an image suitable as an iconic repre-
4166 sentation of the caller or callee. The value "alert" indicates that the body part contains information, such as
4167 an audio clip, that should be rendered instead of ring tone.

4168 The handling parameter, handling-param, describes how the UAS should react if it receives a message
4169 body whose content type or disposition type it does not understand. The parameter has defined values
4170 of "optional" and "required". If the handling parameter is missing, the value "required" SHOULD be
4171 assumed.

4172 If this header field is missing, the MIME type determines the default content disposition. If there is
4173 none, "render" is assumed.

4174 Example:

4175 Content-Disposition: session

4176 20.12 Content-Encoding

4177 The Content-Encoding header field is used as a modifier to the "media-type". When present, its value
4178 indicates what additional content codings have been applied to the entity-body, and thus what decoding
4179 mechanisms MUST be applied in order to obtain the media-type referenced by the Content-Type header
4180 field. Content-Encoding is primarily used to allow a body to be compressed without losing the identity of
4181 its underlying media type.

4182 If multiple encodings have been applied to an entity-body, the content codings MUST be listed in the
4183 order in which they were applied.

4184 All content-coding values are case-insensitive. IANA acts as a registry for content-coding value tokens.
4185 See [H3.5] for a definition of the syntax for content-coding.

4186 Clients MAY apply content encodings to the body in requests. A server MAY apply content encodings to
4187 the bodies in responses. The server MUST only use encodings listed in the Accept-Encoding header field
4188 in the request.

4189 The compact form of the Content-Encoding header field is e. Examples:

4190 Content-Encoding: gzip
4191 e: tar

20.13 Content-Language

See [H14.12]. Example:

```
Content-Language: fr
```

20.14 Content-Length

The Content-Length header field indicates the size of the message-body, in decimal number of octets, sent to the recipient. Applications SHOULD use this field to indicate the size of the message-body to be transferred, regardless of the media type of the entity. If a stream-based protocol (such as TCP) is used as transport, the header field MUST be used.

The size of the message-body does *not* include the CRLF separating header fields and body. Any Content-Length greater than or equal to zero is a valid value. If no body is present in a message, then the Content-Length header field value MUST be set to zero.

The ability to omit Content-Length simplifies the creation of cgi-like scripts that dynamically generate responses.

The compact form of the header field is l.

Examples:

```
Content-Length: 349
```

```
l: 173
```

20.15 Content-Type

The Content-Type header field indicates the media type of the message-body sent to the recipient. The “media-type” element is defined in [H3.7]. The Content-Type header field MUST be present if the body is not empty. If the body is empty, and a Content-Type header field is present, it indicates that the body of the specific type has zero length (for example, an empty audio file).

The compact form of the header field is c.

Examples:

```
Content-Type: application/sdp
```

```
c: text/html; charset=ISO-8859-4
```

20.16 CSeq

A CSeq header field in a request contains a single decimal sequence number and the request method. The sequence number MUST be expressible as a 32-bit unsigned integer. The method part of CSeq is case-sensitive. The CSeq header field serves to order transactions within a dialog, to provide a means to uniquely identify transactions, and to differentiate between new requests and request retransmissions. Two CSeq header fields are considered equal if the sequence number and the request method are identical.

Example:

```
CSeq: 4711 INVITE
```

20.17 Date

The **Date** header field contains a the date and time. Unlike HTTP/1.1, SIP only supports the most recent RFC 1123 [19] format for dates. As in [H3.3], SIP restricts the time zone in **SIP-date** to "GMT", while RFC 1123 allows any time zone. **rfc1123-date** is case-sensitive.

The **Date** header field reflects the time when the request or response is first sent.

The **Date** header field can be used by simple end systems without a battery-backed clock to acquire a notion of current time. However, in its GMT form, it requires clients to know their offset from GMT.

Example:

Date: Sat, 13 Nov 2010 23:29:00 GMT

20.18 Error-Info

The **Error-Info** header field provides a pointer to additional information about the error status response.

SIP UACs have user interface capabilities ranging from pop-up windows and audio on PC softclients to audio-only on "black" phones or endpoints connected via gateways. Rather than forcing a server generating an error to choose between sending an error status code with a detailed reason phrase and playing an audio recording, the **Error-Info** header field allows both to be sent. The UAC then has the choice of which error indicator to render to the caller.

A UAC MAY treat a SIP or SIPS URI in an **Error-Info** header field as if it were a **Contact** in a redirect and generate a new **INVITE**, resulting in a recorded announcement session being established. A non-SIP URI MAY be rendered to the user.

Examples:

SIP/2.0 404 The number you have dialed is not in service
Error-Info: <sip:not-in-service-recording@atlanta.com>

20.19 Expires

The **Expires** header field gives the relative time after which the message (or content) expires.

The precise meaning of this is method dependent.

The expiration time in an **INVITE** does *not* affect the duration of the actual session that may result from the invitation. Session description protocols may offer the ability to express time limits on the session duration, however.

The value of this field is an integral number of seconds (in decimal) between 0 and (2**31)-1, measured from the receipt of the request.

Example:

Expires: 5

20.20 From

The **From** header field indicates the initiator of the request. This may be different from the initiator of the dialog. Requests sent by the callee to the caller use the callee's address in the **From** header field.

The optional "display-name" is meant to be rendered by a human user interface. A system SHOULD use the display name "Anonymous" if the identity of the client is to remain hidden. Even if the "display-name" is empty, the "name-addr" form MUST be used if the "addr-spec" contains a comma, question mark, or semicolon. Syntax issues are discussed in Section 7.3.1.

Section 12 describes how From header fields are compared for the purpose of matching requests to dialogs. See Section 20.10 for the rules for parsing a display name, URI and URI parameters, and header field parameters.

The compact form of the From header field is f.

Examples:

```
From: "A. G. Bell" <sip:agb@bell-telephone.com> ;tag=a48s
From: sip:+12125551212@server.phone2net.com;tag=887s
f: Anonymous <sip:c8oqz84zk7z@privacy.org>;tag=hyh8
```

20.21 In-Reply-To

The In-Reply-To header field enumerates the Call-IDs that this call references or returns. These Call-IDs may have been cached by the client then included in this header field in a return call.

This allows automatic call distribution systems to route return calls to the originator of the first call. This also allows callees to filter calls, so that only return calls for calls they originated will be accepted. This field is not a substitute for request authentication.

Example:

```
In-Reply-To: 70710@saturn.bell-tel.com, 17320@saturn.bell-tel.com
```

20.22 Max-Forwards

The Max-Forwards header field must be used with any SIP method to limit the number of proxies or gateways that can forward the request to the next downstream server. This can also be useful when the client is attempting to trace a request chain that appears to be failing or looping in mid-chain.

The Max-Forwards value is an integer in the range 0-255 indicating the remaining number of times this request message is allowed to be forwarded. This count is decremented by each server that forwards the request. The recommended value is 70.

This header field should be inserted by elements that can not otherwise guarantee loop detection. For example, a B2BUA should insert a Max-Forwards header field.

Example:

```
Max-Forwards: 6
```

20.23 Min-Expires

The Min-Expires header field conveys the minimum refresh interval supported for soft-state elements managed by that server. This includes Contact header fields that are stored by a registrar. The header field contains a decimal integer number of seconds from 0 to (2**32)-1. The use of the header field in a 423 (Registration Too Brief) response is described in Sections 10.2.8, 10.3, and 21.4.17.

Example:

4298 Min-Expires: 60

4299 **20.24 MIME-Version**

4300 See [H19.4.1].

4301 Example:

4302 MIME-Version: 1.0

4303 **20.25 Organization**

4304 The Organization header field conveys the name of the organization to which the SIP element issuing the
4305 request or response belongs.

4306 The field MAY be used by client software to filter calls.

4307 Example:

4308 Organization: Boxes by Bob

4309 **20.26 Priority**

4310 The Priority header field indicates the urgency of the request as perceived by the client. The Priority header
4311 field describes the priority that the SIP request should have to the receiving human or its agent. For example,
4312 it may be factored into decisions about call routing and acceptance. For these decisions, a message contain-
4313 ing no Priority header field SHOULD be treated as if it specified a Priority of “non-urgent”. The Priority
4314 header field does not influence the use of communications resources such as packet forwarding priority in
4315 routers or access to circuits in PSTN gateways. The header field can have the values “non-urgent”, “normal”,
4316 “urgent”, and “emergency”, but additional values can be defined elsewhere. It is RECOMMENDED that the
4317 value of “emergency” only be used when life, limb, or property are in imminent danger. Otherwise, there
4318 are no semantics defined for this header field.

4319 These are the values of RFC 2076 [37], with the addition of “emergency”.

4320 Examples:

4321 Subject: A tornado is heading our way!

4322 Priority: emergency

4323 or

4324 Subject: Weekend plans

4325 Priority: non-urgent

4326 **20.27 Proxy-Authenticate**

4327 A Proxy-Authenticate header field value contains an authentication challenge.

4328 The syntax for this header field and its use is defined in [H14.33]. See 22.3 for further details on its
4329 usage.

Example:

```
Proxy-Authenticate: Digest realm="atlanta.com",  
    domain="sip:ssl.carrier.com",  
    nonce="f84f1cec41e6cbe5aea9c8e88d359",  
    opaque="", stale=FALSE, algorithm=MD5
```

20.28 Proxy-Authorization

The Proxy-Authorization header field allows the client to identify itself (or its user) to a proxy that requires authentication. A Proxy-Authorization field value consists of credentials containing the authentication information of the user agent for the proxy and/or realm of the resource being requested.

See [H14.34] for a definition of the syntax, and section 22.3 for a discussion of its usage.

This header field, along with Authorization, breaks the general rules about multiple header field names. Although not a comma-separated list, this header field name may be present multiple times, and MUST NOT be combined into a single header line using the usual rules described in Section 7.3.1.

Example:

```
Proxy-Authorization: Digest username="Alice", realm="atlanta.com",  
    nonce="c60f3082ee1212b402a21831ae",  
    response="245f23415f11432b3434341c022"
```

20.29 Proxy-Require

The Proxy-Require header field is used to indicate proxy-sensitive features that must be supported by the proxy. See Section 20.32 for more details on the mechanics of this message and a usage example.

Example:

```
Proxy-Require: foo
```

20.30 Record-Route

The Record-Route header field is inserted by proxies in a request to force future requests in the dialog to be routed through the proxy.

Examples of its use with the Route header field are described in Sections 16.12.1.

Example:

```
Record-Route: <sip:server10.biloxi.com;lr>, <sip:bigbox3.site3.atlanta.com;lr>
```

20.31 Reply-To

The Reply-To header field contains a logical return URI that may be different from the From header field. For example, the URI MAY be used to return missed calls or unestablished sessions. If the user wished to remain anonymous, the header field SHOULD either be omitted from the request or populated in such a way that does not reveal any private information.

Even if the “display-name” is empty, the “name-addr” form MUST be used if the “addr-spec” contains a comma, question mark, or semicolon. Syntax issues are discussed in Section 7.3.1.

Example:

Reply-To: Bob <sip:bob@biloxi.com>

20.32 Require

The **Require** header field is used by UACs to tell UASs about options that the UAC expects the UAS to support in order to process the request. Although an optional header field, the **Require** MUST NOT be ignored if it is present.

The **Require** header field contains a list of option tags, described in Section 19.2. Each option tag defines a SIP extension that MUST be understood to process the request. Frequently, this is used to indicate that a specific set of extension header fields need to be understood. A UAC compliant to this specification MUST only include option tags corresponding to standards-track RFCs.

Example:

Require: 100rel

20.33 Retry-After

The **Retry-After** header field can be used with a 503 (Service Unavailable) response to indicate how long the service is expected to be unavailable to the requesting client and with a 404 (Not Found), 413 (Request Entity Too Large), 480 (Temporarily Unavailable), 486 (Busy Here), 600 (Busy), or 603 (Decline) response to indicate when the called party anticipates being available again. The value of this field is a positive integer number of seconds (in decimal) after the time of the response.

An optional comment can be used to indicate additional information about the time of callback. An optional “duration” parameter indicates how long the called party will be reachable starting at the initial time of availability. If no duration parameter is given, the service is assumed to be available indefinitely.

Examples:

Retry-After: 18000;duration=3600

Retry-After: 120 (I’m in a meeting)

20.34 Route

The **Route** header field is used to force routing for a request through the listed set of proxies. Examples of the use of the **Record-Route** header field are in Section 16.12.1.

Example:

Route: <sip:bigbox3.site3.atlanta.com;lr>, <sip:server10.biloxi.com;lr>

20.35 Server

The **Server** header field contains information about the software used by the UAS to handle the request. The syntax for this field is defined in [H14.38].

Revealing the specific software version of the server might allow the server to become more vulnerable to attacks against software that is known to contain security holes. Implementers SHOULD make the Server header field a configurable option.

Example:

Server: HomeProxy v2

20.36 Subject

The Subject header field provides a summary or indicates the nature of the call, allowing call filtering without having to parse the session description. The session description does not have to use the same subject indication as the invitation.

The compact form of the Subject header field is s.

Example:

Subject: Need more boxes
s: Tech Support

20.37 Supported

The Supported header field enumerates all the extensions supported by the UAC or UAS.

The Supported header field contains a list of option tags, described in Section 19.2, that are understood by the UAC or UAS. A UA compliant to this specification MUST only include option tags corresponding to standards-track RFCs. If empty, it means that no extensions are supported.

Example:

Supported: 100rel

20.38 Timestamp

The Timestamp header field describes when the UAC sent the request to the UAS.

See Section 8.2.6 for details on how to generate a response to a request that contains the header field. Although there is no normative behavior defined here that makes use of the header, it allows for extensions or SIP applications to obtain RTT estimates.

Example:

Timestamp: 54

20.39 To

The To header field specifies the logical recipient of the request.

The optional "display-name" is meant to be rendered by a human-user interface. The "tag" parameter serves as a general mechanism for dialog identification.

See Section 19.3 for details of the "tag" parameter.

Section 12 describes how To and From header fields are compared for the purpose of matching requests to dialogs. See Section 20.10 for the rules for parsing a display name, URI and URI parameters, and header field parameters.

The compact form of the **To** header field is **t**.

The following are examples of valid **To** header fields:

To: The Operator <sip:operator@cs.columbia.edu>;tag=287447

t: sip:+12125551212@server.phone2net.com

20.40 Unsupported

The **Unsupported** header field lists the features not supported by the UAS. See Section 20.32 for motivation.

Example:

Unsupported: foo

20.41 User-Agent

The **User-Agent** header field contains information about the UAC originating the request. The syntax and semantics are defined in [H14.43].

Revealing the specific software version of the user agent might allow the user agent to become more vulnerable to attacks against software that is known to contain security holes. Implementers **SHOULD** make the **User-Agent** header field a configurable option.

Example:

User-Agent: Softphone Beta1.5

20.42 Via

The **Via** header field indicates the path taken by the request so far and indicates the path that should be followed in routing responses. The branch ID parameter in the **Via** header field values serves as a transaction identifier, and is used by proxies to detect loops.

A **Via** header field value contains the transport protocol used to send the message, the client's host name or network address, and possibly the port number at which it wishes to receive responses. A **Via** header field value can also contain parameters such as "maddr", "ttl", "received", and "branch", whose meaning and use are described in other sections.

Transport protocols defined here are "UDP", "TCP", "TLS", and "SCTP". "TLS" means TLS over TCP. When a request is sent to a SIPS URI, the protocol still indicates "SIP", and the transport protocol is TLS.

Via: SIP/2.0/UDP erlang.bell-telephone.com:5060;branch=z9hG4bK87asdks7

Via: SIP/2.0/UDP 192.0.2.1:5060 ;received=192.0.2.207;branch=z9hG4bK77asjd

The compact form of the **Via** header field is **v**.

In this example, the message originated from a multi-homed host with two addresses, 192.0.2.1 and 192.0.2.207. The sender guessed wrong as to which network interface would be used. Erlang.bell-telephone.com noticed the mismatch and added a parameter to the previous hop's **Via** header field value, containing the address that the packet actually came from.

The host or network address and port number are not required to follow the SIP URI syntax. Specifically, LWS on either side of the “:” or “/” is allowed, as shown here:

```
Via: SIP / 2.0 / UDP first.example.com: 4000;ttl=16
    ;maddr=224.2.0.1 ;branch=z9hG4bKa7c6a8dlze.1
```

Even though this specification mandates that the branch parameter be present in all requests, the BNF for the header field indicates that it is optional. This allows interoperation with RFC 2543 elements, which did not have to insert the branch parameter.

20.43 Warning

The Warning header field is used to carry additional information about the status of a response. Warning header field values are sent with responses and contain a three-digit warning code, host name, and warning text.

The “warn-text” should be in a natural language that is most likely to be intelligible to the human user receiving the response. This decision can be based on any available knowledge, such as the location of the user, the Accept-Language field in a request, or the Content-Language field in a response. The default language is i-default [20].

The currently-defined “warn-code”s are listed below, with a recommended warn-text in English and a description of their meaning. These warnings describe failures induced by the session description. The first digit of warning codes beginning with “3” indicates warnings specific to SIP. Warnings 300 through 329 are reserved for indicating problems with keywords in the session description, 330 through 339 are warnings related to basic network services requested in the session description, 370 through 379 are warnings related to quantitative QoS parameters requested in the session description, and 390 through 399 are miscellaneous warnings that do not fall into one of the above categories.

300 Incompatible network protocol: One or more network protocols contained in the session description are not available.

301 Incompatible network address formats: One or more network address formats contained in the session description are not available.

302 Incompatible transport protocol: One or more transport protocols described in the session description are not available.

303 Incompatible bandwidth units: One or more bandwidth measurement units contained in the session description were not understood.

304 Media type not available: One or more media types contained in the session description are not available.

305 Incompatible media format: One or more media formats contained in the session description are not available.

306 Attribute not understood: One or more of the media attributes in the session description are not supported.

307 Session description parameter not understood: A parameter other than those listed above was not understood.

330 Multicast not available: The site where the user is located does not support multicast.

331 Unicast not available: The site where the user is located does not support unicast communication (usually due to the presence of a firewall).

370 Insufficient bandwidth: The bandwidth specified in the session description or defined by the media exceeds that known to be available.

399 Miscellaneous warning: The warning text can include arbitrary information to be presented to a human user or logged. A system receiving this warning **MUST NOT** take any automated action.

1xx and 2xx have been taken by HTTP/1.1.

Additional "warn-code"s can be defined through IANA, as defined in Section 27.2.

Examples:

Warning: 307 isi.edu "Session parameter 'foo' not understood"

Warning: 301 isi.edu "Incompatible network address type 'E.164' "

20.44 WWW-Authenticate

A WWW-Authenticate header field value contains an authentication challenge. The syntax for this header field and use is defined in [H14.47]. See 22.2 for further details on its usage.

Example:

```
WWW-Authenticate: Digest realm="atlanta.com",  
    domain="sip:boxesbybob.com",  
    nonce="f84f1cec41e6cbe5aea9c8e88d359",  
    opaque="", stale=FALSE, algorithm=MD5
```

21 Response Codes

The response codes are consistent with, and extend, HTTP/1.1 response codes. Not all HTTP/1.1 response codes are appropriate, and only those that are appropriate are given here. Other HTTP/1.1 response codes **SHOULD NOT** be used. Also, SIP defines a new class, 6xx.

21.1 Provisional 1xx

Provisional responses, also known as informational responses, indicate that the server contacted is performing some further action and does not yet have a definitive response. A server sends a 1xx response if it expects to take more than 200 ms to obtain a final response. Note that 1xx responses are not transmitted reliably. They never cause the client to send an **ACK**. Provisional (1xx) responses **MAY** contain message bodies, including session descriptions.

21.1.1 100 Trying

This response indicates that the request has been received by the next-hop server and that some unspecified action is being taken on behalf of this call (for example, a database is being consulted). This response, like all other provisional responses, stops retransmissions of an INVITE by a UAC. The 100 (Trying) response is different from other provisional responses, in that it is never forwarded upstream by a stateful proxy.

21.1.2 180 Ringing

The UA receiving the INVITE is trying to alert the user. This response MAY be used to initiate local ringback.

21.1.3 181 Call Is Being Forwarded

A server MAY use this status code to indicate that the call is being forwarded to a different set of destinations.

21.1.4 182 Queued

The called party is temporarily unavailable, but the server has decided to queue the call rather than reject it. When the callee becomes available, it will return the appropriate final status response. The reason phrase MAY give further details about the status of the call, for example, "5 calls queued; expected waiting time is 15 minutes". The server MAY issue several 182 (Queued) responses to update the caller about the status of the queued call.

21.1.5 183 Session Progress

The 183 (Session Progress) response is used to convey information about the progress of the call that is not otherwise classified. The Reason-Phrase, header fields, or message body MAY be used to convey more details about the call progress.

21.2 Successful 2xx

The request was successful.

21.2.1 200 OK

The request has succeeded. The information returned with the response depends on the method used in the request.

21.3 Redirection 3xx

3xx responses give information about the user's new location, or about alternative services that might be able to satisfy the call.

21.3.1 300 Multiple Choices

The address in the request resolved to several choices, each with its own specific location, and the user (or UA) can select a preferred communication end point and redirect its request to that location.

The response MAY include a message body containing a list of resource characteristics and location(s) from which the user or UA can choose the one most appropriate, if allowed by the **Accept** request header field. However, no MIME types have been defined for this message body.

The choices SHOULD also be listed as **Contact** fields (Section 20.10). Unlike HTTP, the SIP response MAY contain several **Contact** fields or a list of addresses in a **Contact** field. UAs MAY use the **Contact** header field value for automatic redirection or MAY ask the user to confirm a choice. However, this specification does not define any standard for such automatic selection.

This status response is appropriate if the callee can be reached at several different locations and the server cannot or prefers not to proxy the request.

21.3.2 301 Moved Permanently

The user can no longer be found at the address in the **Request-URI**, and the requesting client SHOULD retry at the new address given by the **Contact** header field (Section 20.10). The requestor SHOULD update any local directories, address books, and user location caches with this new value and redirect future requests to the address(es) listed.

21.3.3 302 Moved Temporarily

The requesting client SHOULD retry the request at the new address(es) given by the **Contact** header field (Section 20.10). The **Request-URI** of the new request uses the value of the **Contact** header field in the response.

The duration of the validity of the **Contact** URI can be indicated through an **Expires** (Section 20.19) header field or an **expires** parameter in the **Contact** header field. Both proxies and UAs MAY cache this URI for the duration of the expiration time. If there is no explicit expiration time, the address is only valid once for recursing, and MUST NOT be cached for future transactions.

If the URI cached from the **Contact** header field fails, the **Request-URI** from the redirected request MAY be tried again a single time.

The temporary URI may have become out-of-date sooner than the expiration time, and a new temporary URI may be available.

21.3.4 305 Use Proxy

The requested resource MUST be accessed through the proxy given by the **Contact** field. The **Contact** field gives the URI of the proxy. The recipient is expected to repeat this single request via the proxy. 305 (Use Proxy) responses MUST only be generated by UASs.

21.3.5 380 Alternative Service

The call was not successful, but alternative services are possible. The alternative services are described in the message body of the response. Formats for such bodies are not defined here, and may be the subject of future standardization.

21.4 Request Failure 4xx

4xx responses are definite failure responses from a particular server. The client SHOULD NOT retry the same request without modification (for example, adding appropriate authorization). However, the same request to

4601 a different server might be successful.

4602 **21.4.1 400 Bad Request**

4603 The request could not be understood due to malformed syntax. The Reason-Phrase SHOULD identify the
4604 syntax problem in more detail, for example, "Missing Call-ID header field".

4605 **21.4.2 401 Unauthorized**

4606 The request requires user authentication. This response is issued by UASs and registrars, while 407 (Proxy
4607 Authentication Required) is used by proxy servers.

4608 **21.4.3 402 Payment Required**

4609 Reserved for future use.

4610 **21.4.4 403 Forbidden**

4611 The server understood the request, but is refusing to fulfill it. Authorization will not help, and the request
4612 SHOULD NOT be repeated.

4613 **21.4.5 404 Not Found**

4614 The server has definitive information that the user does not exist at the domain specified in the Request-
4615 URI. This status is also returned if the domain in the Request-URI does not match any of the domains
4616 handled by the recipient of the request.

4617 **21.4.6 405 Method Not Allowed**

4618 The method specified in the Request-Line is understood, but not allowed for the address identified by the
4619 Request-URI.

4620 The response MUST include an Allow header field containing a list of valid methods for the indicated
4621 address.

4622 **21.4.7 406 Not Acceptable**

4623 The resource identified by the request is only capable of generating response entities that have content
4624 characteristics not acceptable according to the Accept header field sent in the request.

4625 **21.4.8 407 Proxy Authentication Required**

4626 This code is similar to 401 (Unauthorized), but indicates that the client MUST first authenticate itself with
4627 the proxy. SIP access authentication is explained in Sections 26 and 22.3.

4628 This status code can be used for applications where access to the communication channel (for example,
4629 a telephony gateway) rather than the callee requires authentication.

21.4.9 408 Request Timeout

The server could not produce a response within a suitable amount of time, for example, if it could not determine the location of the user in time. The client MAY repeat the request without modifications at any later time.

21.4.10 410 Gone

The requested resource is no longer available at the server and no forwarding address is known. This condition is expected to be considered permanent. If the server does not know, or has no facility to determine, whether or not the condition is permanent, the status code 404 (Not Found) SHOULD be used instead.

21.4.11 413 Request Entity Too Large

The server is refusing to process a request because the request entity-body is larger than the server is willing or able to process. The server MAY close the connection to prevent the client from continuing the request.

If the condition is temporary, the server SHOULD include a **Retry-After** header field to indicate that it is temporary and after what time the client MAY try again.

21.4.12 414 Request-URI Too Long

The server is refusing to service the request because the **Request-URI** is longer than the server is willing to interpret.

21.4.13 415 Unsupported Media Type

The server is refusing to service the request because the message body of the request is in a format not supported by the server for the requested method. The server MUST return a list of acceptable formats using the **Accept**, **Accept-Encoding** or **Accept-Language** header field, depending on the specific problem with the content. UAC processing of this response is described in Section 8.1.3.5.

21.4.14 416 Unsupported URI Scheme

The server cannot process the request because the scheme of the URI in the **Request-URI** is unknown to the server. Client processing of this response is described in Section 8.1.3.5.

21.4.15 420 Bad Extension

The server did not understand the protocol extension specified in a **Proxy-Require** (Section 20.29) or **Require** (Section 20.32) header field. The server SHOULD include a list of the unsupported extensions in an **Unsupported** header field in the response. UAC processing of this response is described in Section 8.1.3.5.

21.4.16 421 Extension Required

The UAS needs a particular extension to process the request, but this extension is not listed in a **Supported** header field in the request. Responses with this status code MUST contain a **Require** header field listing the required extensions.

A UAS SHOULD NOT use this response unless it truly cannot provide any useful service to the client. Instead, if a desirable extension is not listed in the **Supported** header field, servers SHOULD process the request using baseline SIP capabilities and any extensions supported by the client.

21.4.17 423 Interval Too Brief

The server is rejecting the request because the expiration time of the resource refreshed by the request is too short. This response can be used by a registrar to reject a registration whose **Contact** header field expiration time was too small. The use of this response and the related **Min-Expires** header field are described in Sections 10.2.8, 10.3, and 20.23.

21.4.18 480 Temporarily Unavailable

The callee's end system was contacted successfully but the callee is currently unavailable (for example, is not logged in, logged in but in a state that precludes communication with the callee, or has activated the "do not disturb" feature). The response MAY indicate a better time to call in the **Retry-After** header field. The user could also be available elsewhere (unbeknownst to this server). The reason phrase SHOULD indicate a more precise cause as to why the callee is unavailable. This value SHOULD be settable by the UA. Status 486 (Busy Here) MAY be used to more precisely indicate a particular reason for the call failure.

This status is also returned by a redirect or proxy server that recognizes the user identified by the **Request-URI**, but does not currently have a valid forwarding location for that user.

21.4.19 481 Call/Transaction Does Not Exist

This status indicates that the UAS received a request that does not match any existing dialog or transaction.

21.4.20 482 Loop Detected

The server has detected a loop (Section 16.3 Item 4).

21.4.21 483 Too Many Hops

The server received a request that contains a **Max-Forwards** (Section 20.22) header field with the value zero.

21.4.22 484 Address Incomplete

The server received a request with a **Request-URI** that was incomplete. Additional information SHOULD be provided in the reason phrase.

This status code allows overlapped dialing. With overlapped dialing, the client does not know the length of the dialing string. It sends strings of increasing lengths, prompting the user for more input, until it no longer receives a 484 (Address Incomplete) status response.

21.4.23 485 Ambiguous

The **Request-URI** was ambiguous. The response MAY contain a listing of possible unambiguous addresses in **Contact** header fields. Revealing alternatives can infringe on privacy of the user or the organization. It

4695 MUST be possible to configure a server to respond with status 404 (Not Found) or to suppress the listing of
4696 possible choices for ambiguous Request-URIs.

4697 Example response to a request with the Request-URI `sip:lee@example.com`:

4698 SIP/2.0 485 Ambiguous
4699 Contact: Carol Lee <`sip:carol.lee@example.com`>
4700 Contact: Ping Lee <`sip:p.lee@example.com`>
4701 Contact: Lee M. Foote <`sips:lee.foote@example.com`>

4702 Some email and voice mail systems provide this functionality. A status code separate from 3xx is used since
4703 the semantics are different: for 300, it is assumed that the same person or service will be reached by the choices
4704 provided. While an automated choice or sequential search makes sense for a 3xx response, user intervention is
4705 required for a 485 (Ambiguous) response.

4706 **21.4.24 486 Busy Here**

4707 The callee's end system was contacted successfully, but the callee is currently not willing or able to take
4708 additional calls at this end system. The response MAY indicate a better time to call in the **Retry-After** header
4709 field. The user could also be available elsewhere, such as through a voice mail service. Status 600 (Busy
4710 Everywhere) SHOULD be used if the client knows that no other end system will be able to accept this call.

4711 **21.4.25 487 Request Terminated**

4712 The request was terminated by a BYE or CANCEL request. This response is never returned for a CANCEL
4713 request itself.

4714 **21.4.26 488 Not Acceptable Here**

4715 The response has the same meaning as 606 (Not Acceptable), but only applies to the specific resource
4716 addressed by the Request-URI and the request may succeed elsewhere.

4717 A message body containing a description of media capabilities MAY be present in the response, which is
4718 formatted according to the **Accept** header field in the INVITE (or **application/sdp** if not present), the same
4719 as a message body in a 200 (OK) response to an OPTIONS request.

4720 **21.4.27 491 Request Pending**

4721 The request was received by a UAS that had a pending request within the same dialog. Section 14.2 describes
4722 how such "glare" situations are resolved.

4723 **21.4.28 493 Undecipherable**

4724 The request was received by a UAS that contained an encrypted MIME body for which the recipient does not
4725 possess or will not provide an appropriate decryption key. This response MAY have a single body containing
4726 an appropriate public key that should be used to encrypt MIME bodies sent to this UA. Details of the usage
4727 of this response code can be found in Section 23.2.

21.5 Server Failure 5xx

5xx responses are failure responses given when a server itself has erred.

21.5.1 500 Server Internal Error

The server encountered an unexpected condition that prevented it from fulfilling the request. The client MAY display the specific error condition and MAY retry the request after several seconds.

If the condition is temporary, the server MAY indicate when the client may retry the request using the **Retry-After** header field.

21.5.2 501 Not Implemented

The server does not support the functionality required to fulfill the request. This is the appropriate response when a UAS does not recognize the request method and is not capable of supporting it for any user. (Proxies forward all requests regardless of method.)

Note that a 405 (Method Not Allowed) is sent when the server recognizes the request method, but that method is not allowed or supported.

21.5.3 502 Bad Gateway

The server, while acting as a gateway or proxy, received an invalid response from the downstream server it accessed in attempting to fulfill the request.

21.5.4 503 Service Unavailable

The server is temporarily unable to process the request due to a temporary overloading or maintenance of the server. The server MAY indicate when the client should retry the request in a **Retry-After** header field. If no **Retry-After** is given, the client MUST act as if it had received a 500 (Server Internal Error) response.

A client (proxy or UAC) receiving a 503 (Service Unavailable) SHOULD attempt to forward the request to an alternate server. It SHOULD NOT forward any other requests to that server for the duration specified in the **Retry-After** header field, if present.

Servers MAY refuse the connection or drop the request instead of responding with 503 (Service Unavailable).

21.5.5 504 Server Time-out

The server did not receive a timely response from an external server it accessed in attempting to process the request. 408 (Request Timeout) should be used instead if there was no response within the period specified in the **Expires** header field from the upstream server.

21.5.6 505 Version Not Supported

The server does not support, or refuses to support, the SIP protocol version that was used in the request. The server is indicating that it is unable or unwilling to complete the request using the same major version as the client, other than with this error message.

21.5.7 513 Message Too Large

The server was unable to process the request since the message length exceeded its capabilities.

21.6 Global Failures 6xx

6xx responses indicate that a server has definitive information about a particular user, not just the particular instance indicated in the Request-URI.

21.6.1 600 Busy Everywhere

The callee's end system was contacted successfully but the callee is busy and does not wish to take the call at this time. The response MAY indicate a better time to call in the **Retry-After** header field. If the callee does not wish to reveal the reason for declining the call, the callee uses status code 603 (Decline) instead. This status response is returned only if the client knows that no other end point (such as a voice mail system) will answer the request. Otherwise, 486 (Busy Here) should be returned.

21.6.2 603 Decline

The callee's machine was successfully contacted but the user explicitly does not wish to or cannot participate. The response MAY indicate a better time to call in the **Retry-After** header field. This status response is returned only if the client knows that no other end point will answer the request.

21.6.3 604 Does Not Exist Anywhere

The server has authoritative information that the user indicated in the Request-URI does not exist anywhere.

21.6.4 606 Not Acceptable

The user's agent was contacted successfully but some aspects of the session description such as the requested media, bandwidth, or addressing style were not acceptable.

A 606 (Not Acceptable) response means that the user wishes to communicate, but cannot adequately support the session described. The 606 (Not Acceptable) response MAY contain a list of reasons in a **Warning** header field describing why the session described cannot be supported. Warning reason codes are listed in Section 20.43.

A message body containing a description of media capabilities MAY be present in the response, which is formatted according to the **Accept** header field in the INVITE (or **application/sdp** if not present), the same as a message body in a 200 (OK) response to an **OPTIONS** request.

It is hoped that negotiation will not frequently be needed, and when a new user is being invited to join an already existing conference, negotiation may not be possible. It is up to the invitation initiator to decide whether or not to act on a 606 (Not Acceptable) response.

This status response is returned only if the client knows that no other end point will answer the request.

22 Usage of HTTP Authentication

SIP provides a stateless, challenge-based mechanism for authentication that is based on authentication in HTTP. Any time that a proxy server or UA receives a request (with the exceptions given in Section 22.1), it

MAY challenge the initiator of the request to provide assurance of its identity. Once the originator has been identified, the recipient of the request SHOULD ascertain whether or not this user is authorized to make the request in question. No authorization systems are recommended or discussed in this document.

The "Digest" authentication mechanism described in this section provides message authentication and replay protection only, without message integrity or confidentiality. Protective measures above and beyond those provided by Digest need to be taken to prevent active attackers from modifying SIP requests and responses.

Note that due to its weak security, the usage of "Basic" authentication has been deprecated. Servers MUST NOT accept credentials using the "Basic" authorization scheme, and servers also MUST NOT challenge with "Basic". This is a change from RFC 2543.

22.1 Framework

The framework for SIP authentication closely parallels that of HTTP (RFC 2617 [17]). In particular, the BNF for auth-scheme, auth-param, challenge, realm, realm-value, and credentials is identical (although the usage of "Basic" as a scheme is not permitted). In SIP, a UAS uses the 401 (Unauthorized) response to challenge the identity of a UAC. Additionally, registrars and redirect servers MAY make use of 401 (Unauthorized) responses for authentication, but proxies MUST NOT, and instead MAY use the 407 (Proxy Authentication Required) response. The requirements for inclusion of the Proxy-Authenticate, Proxy-Authorization, WWW-Authenticate, and Authorization in the various messages are identical to those described in RFC 2617 [17].

Since SIP does not have the concept of a canonical root URL, the notion of protection spaces is interpreted differently in SIP. The realm string alone defines the protection domain. This is a change from RFC 2543, in which the Request-URI and the realm together defined the protection domain.

This previous definition of protection domain caused some amount of confusion since the Request-URI sent by the UAC and the Request-URI received by the challenging server might be different, and indeed the final form of the Request-URI might not be known to the UAC. Also, the previous definition depended on the presence of a SIP URI in the Request-URI and seemed to rule out alternative URI schemes (for example, the tel URL).

Operators of user agents or proxy servers that will authenticate received requests MUST adhere to the following guidelines for creation of a realm string for their server:

- Realm strings MUST be globally unique. It is RECOMMENDED that a realm string contain a hostname or domain name, following the recommendation in Section 3.2.1 of RFC 2617 [17].
- Realm strings SHOULD present a human-readable identifier that can be rendered to a user.

For example:

```
INVITE sip:bob@biloxi.com SIP/2.0
Authorization: Digest realm="biloxi.com", <...>
```

Generally, SIP authentication is meaningful for a specific realm, a protection domain. Thus, for Digest authentication, each such protection domain has its own set of usernames and passwords. If a server does not require authentication for a particular request, it MAY accept a default username, "anonymous", which has no password (password of ""). Similarly, UACs representing many users, such as PSTN gateways, MAY

have their own device-specific username and password, rather than accounts for particular users, for their realm.

While a server can legitimately challenge most SIP requests, there are two requests defined by this document that require special handling for authentication: **ACK** and **CANCEL**.

Under an authentication scheme that uses responses to carry values used to compute nonces (such as Digest), some problems come up for any requests that take no response, including **ACK**. For this reason, any credentials in the **INVITE** that were accepted by a server **MUST** be accepted by that server for the **ACK**. UACs creating an **ACK** message will duplicate all of the **Authorization** and **Proxy-Authorization** header field values that appeared in the **INVITE** to which the **ACK** corresponds. Servers **MUST NOT** attempt to challenge an **ACK**.

Although the **CANCEL** method does take a response (a 2xx), servers **MUST NOT** attempt to challenge **CANCEL** requests since these requests cannot be resubmitted. Generally, a **CANCEL** request **SHOULD** be accepted by a server if it comes from the same hop that sent the request being canceled (provided that some sort of transport or network layer security association, as described in Section 26.2.1, is in place).

When a UAC receives a challenge, it **SHOULD** render to the user the contents of the "realm" parameter in the challenge (which appears in either a **WWW-Authenticate** header field or **Proxy-Authenticate** header field) if the UAC device does not already know of a credential for the realm in question. A service provider that pre-configures UAs with credentials for its realm should be aware that users will not have the opportunity to present their own credentials for this realm when challenged at a pre-configured device.

Finally, note that even if a UAC can locate credentials that are associated with the proper realm, the potential exists that these credentials may no longer be valid or that the challenging server will not accept these credentials for whatever reason (especially when "anonymous" with no password is submitted). In this instance a server may repeat its challenge, or it may respond with a 403 Forbidden. A UAC **MUST NOT** re-attempt requests with the credentials that have just been rejected (though the request may be retried if the nonce was stale).

22.2 User-to-User Authentication

When a UAS receives a request from a UAC, the UAS **MAY** authenticate the originator before the request is processed. If no credentials (in the **Authorization** header field) are provided in the request, the UAS can challenge the originator to provide credentials by rejecting the request with a 401 (Unauthorized) status code.

The **WWW-Authenticate** response-header field **MUST** be included in 401 (Unauthorized) response messages. The field value consists of at least one challenge that indicates the authentication scheme(s) and parameters applicable to the realm. See [H14.47] for a definition of the syntax.

An example of the **WWW-Authenticate** header field in a 401 challenge is:

```
WWW-Authenticate: Digest
                    realm="biloxi.com",
                    qop="auth,auth-int",
                    nonce="dcd98b7102dd2f0e8b11d0f600bfb0c093",
                    opaque="5ccc069c403ebaf9f0171e9517f40e41"
```

When the originating UAC receives the 401 (Unauthorized), it **SHOULD**, if it is able, re-originate the request with the proper credentials. The UAC may require input from the originating user before proceeding.

Once authentication credentials have been supplied (either directly by the user, or discovered in an internal keyring), UAs SHOULD cache the credentials for a given value of the To header field and "realm" and attempt to re-use these values on the next request for that destination. UAs MAY cache credentials in any way they would like.

If no credentials for a realm can be located, UACs MAY attempt to retry the request with a username of "anonymous" and no password (a password of "").

Once credentials have been located, any UA that wishes to authenticate itself with a UAS or registrar – usually, but not necessarily, after receiving a 401 (Unauthorized) response – MAY do so by including an Authorization header field with the request. The Authorization field value consists of credentials containing the authentication information of the UA for the realm of the resource being requested as well as parameters required in support of authentication and replay protection.

An example of the Authorization header field is:

```
Authorization: Digest username="bob",  
                  realm="biloxi.com",  
                  nonce="dcd98b7102dd2f0e8b11d0f600bfb0c093",  
                  uri="sip:bob@biloxi.com",  
                  qop=auth,  
                  nc=00000001,  
                  cnonce="0a4f113b",  
                  response="6629fae49393a05397450978507c4ef1",  
                  opaque="5ccc069c403ebaf9f0171e9517f40e41"
```

When a UAC resubmits a request with its credentials after receiving a 401 (Unauthorized) or 407 (Proxy Authentication Required) response, it MUST increment the CSeq header field value as it would normally when sending an updated request.

22.3 Proxy-to-User Authentication

Similarly, when a UAC sends a request to a proxy server, the proxy server MAY authenticate the originator before the request is processed. If no credentials (in the Proxy-Authorization header field) are provided in the request, the proxy can challenge the originator to provide credentials by rejecting the request with a 407 (Proxy Authentication Required) status code. The proxy MUST populate the 407 (Proxy Authentication Required) message with a Proxy-Authenticate header field value applicable to the proxy for the requested resource.

The use of Proxy-Authentication and Proxy-Authorization parallel that described in [17], with one difference. Proxies MUST NOT add values to the Proxy-Authorization header field. All 407 (Proxy Authentication Required) responses MUST be forwarded upstream toward the UAC following the procedures for any other response. It is the UAC's responsibility to add the Proxy-Authorization header field value containing credentials for the realm of the proxy that has asked for authentication.

If a proxy were to resubmit a request adding a Proxy-Authorization header field value, it would need to increment the CSeq in the new request. However, this would cause the UAC that submitted the original request to discard a response from the UAS, as the CSeq value would be different.

When the originating UAC receives the 407 (Proxy Authentication Required) it SHOULD, if it is able,

re-originate the request with the proper credentials. It should follow the same procedures for the display of the “realm” parameter that are given above for responding to 401.

If no credentials for a realm can be located, UACs MAY attempt to retry the request with a username of “anonymous” and no password (a password of “”).

The UAC SHOULD also cache the credentials used in the re-originated request.

The following rule is RECOMMENDED for proxy credential caching:

If a UA receives a Proxy-Authenticate header field value in a 401/407 response to a request with a particular Call-ID, it should incorporate credentials for that realm in all subsequent requests that contain the same Call-ID. These credentials MUST NOT be cached across dialogs; however, if a UA is configured with the realm of its local outbound proxy, when one exists, then the UA MAY cache credentials for that realm across dialogs. Note that this does mean a future request in a dialog could contain credentials that are not needed by any proxy along the Route header path.

Any UA that wishes to authenticate itself to a proxy server – usually, but not necessarily, after receiving a 407 (Proxy Authentication Required) response – MAY do so by including a Proxy-Authorization header field value with the request. The Proxy-Authorization request-header field allows the client to identify itself (or its user) to a proxy that requires authentication. The Proxy-Authorization header field value consists of credentials containing the authentication information of the UA for the proxy and/or realm of the resource being requested.

A Proxy-Authorization header field value applies only to the proxy whose realm is identified in the “realm” parameter (this proxy may previously have demanded authentication using the Proxy-Authenticate field). When multiple proxies are used in a chain, a Proxy-Authorization header field value MUST NOT be consumed by any proxy whose realm does not match the “realm” parameter specified in that value.

Note that if an authentication scheme that does not support realms is used in the Proxy-Authorization header field, a proxy server MUST attempt to parse all Proxy-Authorization header field values to determine whether one of them has what the proxy server considers to be valid credentials. Because this is potentially very time-consuming in large networks, proxy servers SHOULD use an authentication scheme that supports realms in the Proxy-Authorization header field.

If a request is forked (as described in Section 16.7), various proxy servers and/or UAs may wish to challenge the UAC. In this case, the forking proxy server is responsible for aggregating these challenges into a single response. Each WWW-Authenticate and Proxy-Authenticate value received in responses to the forked request MUST be placed into the single response that is sent by the forking proxy to the UA; the ordering of these header field values is not significant.

When a proxy server issues a challenge in response to a request, it will not proxy the request until the UAC has retried the request with valid credentials. A forking proxy may forward a request simultaneously to multiple proxy servers that require authentication, each of which in turn will not forward the request until the originating UAC has authenticated itself in their respective realm. If the UAC does not provide credentials for each challenge, then the proxy servers that issued the challenges will not forward requests to the UA where the destination user might be located, and therefore, the virtues of forking are largely lost.

When resubmitting its request in response to a 401 (Unauthorized) or 407 (Proxy Authentication Required) that contains multiple challenges, a UAC MAY include an Authorization value for each WWW-Authenticate value and a Proxy-Authorization value for each Proxy-Authenticate value for which the UAC wishes to supply a credential. As noted above, multiple credentials in a request SHOULD be differentiated by the “realm” parameter.

It is possible for multiple challenges associated with the same realm to appear in the same 401 (Unauthorized) or 407 (Proxy Authentication Required). This can occur, for example, when multiple proxies within

the same administrative domain, which use a common realm, are reached by a forking request. When it retries a request, a UAC MAY therefore supply multiple credentials in Authorization or Proxy-Authorization header fields with the same "realm" parameter value. The same credentials SHOULD be used for the same realm.

See [H14.34] for a definition of the syntax of Proxy-Authentication and Proxy-Authorization.

22.4 The Digest Authentication Scheme

This section describes the modifications and clarifications required to apply the HTTP Digest authentication scheme to SIP. The SIP scheme usage is almost completely identical to that for HTTP [17].

Since RFC 2543 is based on HTTP Digest as defined in RFC 2069 [38], SIP servers supporting RFC 2617 MUST ensure they are backwards compatible with RFC 2069. Procedures for this backwards compatibility are specified in RFC 2617. Note, however, that SIP servers MUST NOT accept or request Basic authentication.

The rules for Digest authentication follow those defined in [17], with "HTTP/1.1" replaced by "SIP/2.0" in addition to the following differences:

1. The URI included in the challenge has the following BNF:

URI = SIP-URI / SIPS-URI

2. The BNF in RFC 2617 has an error in that the 'uri' parameter of the Authorization header field for HTTP Digest authentication is not enclosed in quotation marks. (The example in Section 3.5 of RFC 2617 is correct.) For SIP, the 'uri' MUST be enclosed in quotation marks.

3. The BNF for digest-uri-value is:

digest-uri-value = Request-URI ; as defined in Section 25

4. The example procedure for choosing a nonce based on Etag does not work for SIP.

5. The text in RFC 2617 [17] regarding cache operation does not apply to SIP.

6. RFC 2617 [17] requires that a server check that the URI in the request line and the URI included in the Authorization header field point to the same resource. In a SIP context, these two URIs may refer to different users, due to forwarding at some proxy. Therefore, in SIP, a server MAY check that the Request-URI in the Authorization header field value corresponds to a user for whom the server is willing to accept forwarded or direct requests, but it is not necessarily a failure if the two fields are not equivalent.

7. As a clarification to the calculation of the A2 value for message integrity assurance in the Digest authentication scheme, implementers should assume, when the entity-body is empty (that is, when SIP messages have no body) that the hash of the entity-body resolves to the MD5 hash of an empty string, or:

$H(\text{entity-body}) = \text{MD5}("") = \text{"d41d8cd98f00b204e9800998ecf8427e"}$

8. RFC 2617 notes that a cnonce value MUST NOT be sent in an Authorization (and by extension Proxy-Authorization) header field if no qop directive has been sent. Therefore, any algorithms that have a dependency on the cnonce (including "MD5-Sess") require that the qop directive be sent. Use of the "qop" parameter is optional in RFC 2617 for the purposes of backwards compatibility with RFC 2069; since RFC 2543 was based on RFC 2069, the "qop" parameter must unfortunately remain optional for clients and servers to receive. However, servers MUST always send a "qop" parameter in WWW-Authenticate and Proxy-Authenticate header field values. If a client receives a "qop" parameter in a challenge header field, it MUST send the "qop" parameter in any resulting authorization header field.

RFC 2543 did not allow usage of the Authentication-Info header field (it effectively used RFC 2069). However, we now allow usage of this header field, since it provides integrity checks over the bodies and provides mutual authentication. RFC 2617 [17] defines mechanisms for backwards compatibility using the qop attribute in the request. These mechanisms MUST be used by a server to determine if the client supports the new mechanisms in RFC 2617 that were not specified in RFC 2069.

23 S/MIME

SIP messages carry MIME bodies and the MIME standard includes mechanisms for securing MIME contents to ensure both integrity and confidentiality (including the 'multipart/signed' and 'application/pkcs7-mime' MIME types, see RFC 1847 [21], RFC 2630 [22] and RFC 2633 [23]). Implementers should note, however, that there may be rare network intermediaries (not typical proxy servers) that rely on viewing or modifying the bodies of SIP messages (especially SDP), and that secure MIME may prevent these sorts of intermediaries from functioning.

This applies particularly to certain types of firewalls.

The PGP mechanism for encrypting the header fields and bodies of SIP messages described in RFC 2543 has been deprecated.

23.1 S/MIME Certificates

The certificates that are used to identify an end-user for the purposes of S/MIME differ from those used by servers in one important respect - rather than asserting that the identity of the holder corresponds to a particular hostname, these certificates assert that the holder is identified by an end-user address. This address is composed of the concatenation of the "userinfo" "@" and "domainname" portions of a SIP or SIPS URI (in other words, an email address of the form "bob@biloxi.com"), most commonly corresponding to a user's address-of-record.

These certificates are also associated with keys that are used to sign or encrypt bodies of SIP messages. Bodies are signed with the private key of the sender (who may include their public key with the message as appropriate), but bodies are encrypted with the public key of the intended recipient. Obviously, senders must have foreknowledge of the public key of recipients in order to encrypt message bodies. Public keys can be stored within a UA on a virtual keyring.

Each user agent that supports S/MIME MUST contain a keyring specifically for end-users' certificates. This keyring should map between addresses of record and corresponding certificates. Over time, users SHOULD use the same certificate when they populate the originating URI of signaling (the From header field) with the same address-of-record.

Any mechanisms depending on the existence of end-user certificates are seriously limited in that there is virtually no consolidated authority today that provides certificates for end-user applications. However, users

SHOULD acquire certificates from known public certificate authorities. As an alternative, users MAY create self-signed certificates. The implications of self-signed certificates are explored further in Section 26.4.2. Implementations may also use pre-configured certificates in deployments in which a previous trust relationship exists between all SIP entities.

Above and beyond the problem of acquiring an end-user certificate, there are few well-known centralized directories that distribute end-user certificates. However, the holder of a certificate SHOULD publish their certificate in any public directories as appropriate. Similarly, UACs SHOULD support a mechanism for importing (manually or automatically) certificates discovered in public directories corresponding to the target URIs of SIP requests.

23.2 S/MIME Key Exchange

SIP itself can also be used as a means to distribute public keys in the following manner.

Whenever the CMS SignedData message is used in S/MIME for SIP, it MUST contain the certificate bearing the public key necessary to verify the signature.

When a UAC sends a request containing an S/MIME body that initiates a dialog, or sends a non-INVITE request outside the context of a dialog, the UAC SHOULD structure the body as an S/MIME 'multipart/signed' CMS SignedData body. If the desired CMS service is EnvelopedData (and the public key of the target user is known), the UAC SHOULD send the EnvelopedData message encapsulated within a SignedData message.

When a UAS receives a request containing an S/MIME CMS body that includes a certificate, the UAS SHOULD first validate the certificate, if possible, with any available root certificates for certificate authorities. The UAS SHOULD also determine the subject of the certificate (for S/MIME, the SubjectAltName will contain the appropriate identity) and compare this value to the From header field of the request. If the certificate cannot be verified, because it is self-signed, or signed by no known authority, or if it is verifiable but its subject does not correspond to the From header field of request, the UAS MUST notify its user of the status of the certificate (including the subject of the certificate, its signer, and any key fingerprint information) and request explicit permission before proceeding. If the certificate was successfully verified and the subject of the certificate corresponds to the From header field of the SIP request, or if the user (after notification) explicitly authorizes the use of the certificate, the UAS SHOULD add this certificate to a local keyring, indexed by the address-of-record of the holder of the certificate.

When a UAS sends a response containing an S/MIME body that answers the first request in a dialog, or a response to a non-INVITE request outside the context of a dialog, the UAS SHOULD structure the body as an S/MIME 'multipart/signed' CMS SignedData body. If the desired CMS service is EnvelopedData, the UAS SHOULD send the EnvelopedData message encapsulated within a SignedData message.

When a UAC receives a response containing an S/MIME CMS body that includes a certificate, the UAC SHOULD first validate the certificate, if possible, with any appropriate root certificate. The UAC SHOULD also determine the subject of the certificate and compare this value to the To field of the response; although the two may very well be different, and this is not necessarily indicative of a security breach. If the certificate cannot be verified because it is self-signed, or signed by no known authority, the UAC MUST notify its user of the status of the certificate (including the subject of the certificate, its signator, and any key fingerprint information) and request explicit permission before proceeding. If the certificate was successfully verified, and the subject of the certificate corresponds to the To header field in the response, or if the user (after notification) explicitly authorizes the use of the certificate, the UAC SHOULD add this certificate to a local keyring, indexed by the address-of-record of the holder of the certificate. If the UAC had not transmitted its

own certificate to the UAS in any previous transaction, it SHOULD use a CMS SignedData body for its next request or response.

On future occasions, when the UA receives requests or responses that contain a From header field corresponding to a value in its keyring, the UA SHOULD compare the certificate offered in these messages with the existing certificate in its keyring. If there is a discrepancy, the UA MUST notify its user of a change of the certificate (preferably in terms that indicate that this is a potential security breach) and acquire the user's permission before continuing to process the signaling. If the user authorizes this certificate, it SHOULD be added to the keyring alongside any previous value(s) for this address-of-record.

Note well however, that this key exchange mechanism does not guarantee the secure exchange of keys when self-signed certificates, or certificates signed by an obscure authority, are used - it is vulnerable to well-known attacks. In the opinion of the authors, however, the security it provides is proverbially better than nothing; it is in fact comparable to the widely used SSH application. These limitations are explored in greater detail in Section 26.4.2.

If a UA receives an S/MIME body that has been encrypted with a public key unknown to the recipient, it MUST reject the request with a 493 (Undecipherable) response. This response SHOULD contain a valid certificate for the respondent (corresponding, if possible, to any address of record given in the To header field of the rejected request) within a MIME body with a 'certs-only' "smime-type" parameter.

A 493 (Undecipherable) sent without any certificate indicates that the respondent cannot or will not utilize S/MIME encrypted messages, though they may still support S/MIME signatures.

Note that a user agent that receives a request containing an S/MIME body that is not optional (with a Content-Disposition header "handling" parameter of "required") MUST reject the request with a 415 Unsupported Media Type response if the MIME type is not understood. A user agent that receives such a response when S/MIME is sent SHOULD notify its user that the remote device does not support S/MIME, and it MAY subsequently resend the request without S/MIME, if appropriate; however, this 415 response may constitute a downgrade attack.

If a user agent sends an S/MIME body in a request, but receives a response that contains a MIME body that is not secured, the UAC SHOULD notify its user that the session could not be secured. However, if a user agent that supports S/MIME receives a request with an unsecured body, it SHOULD NOT respond with a secured body, but if it expects S/MIME from the sender (for example, because the sender's From header field value corresponds to an identity on its keychain), the UAS SHOULD notify its user that the session could not be secured.

A number of conditions that arise in the previous text call for the notification of the user when an anomalous certificate-management event occurs. Users might well ask what they should do under these circumstances. First and foremost, an unexpected change in a certificate, or an absence of security when security is expected, are causes for caution but not necessarily indications that an attack is in progress. Users might abort any connection attempt or refuse a connection request they have received; in telephony parlance, they could hang up and call back. Users may wish to find an alternate means to contact the other party and confirm that their key has legitimately changed. Note that users are sometimes compelled to change their certificates, for example when they suspect that the secrecy of their private key has been compromised. When their private key is no longer private, users must legitimately generate a new key and re-establish trust with any users that held their old key.

Finally, if during the course of a dialog a UA receives a certificate in a CMS SignedData message that does not correspond with the certificates previously exchanged during a dialog, the UA MUST notify its user of the change, preferably in terms that indicate that this is a potential security breach.

23.3 Securing MIME bodies

There are two types of secure MIME bodies that are of interest to SIP: 'multipart/signed' and 'application/pkcs7-mime'. The procedures for the use of these bodies should follow the S/MIME specification [23] with a few variations.

- "multipart/signed" MUST be used only with CMS detached signatures.

This allows backwards compatibility with non-S/MIME-compliant recipients.

- S/MIME bodies SHOULD have a Content-Disposition header field, and the value of the "handling" parameter SHOULD be "required."
- If a UAC has no certificate on its keyring associated with the address-of-record to which it wants to send a request, it cannot send an encrypted "application/pkcs7-mime" MIME message. UACs MAY send an initial request such as an OPTIONS message with a CMS detached signature in order to solicit the certificate of the remote side (the signature SHOULD be over a "message/sip" body of the type described in Section 23.4).

Note that future standardization work on S/MIME may define non-certificate based keys.

- Senders of S/MIME bodies SHOULD use the "SMIMECapabilities" (see Section 2.5.2 of [23]) attribute to express their capabilities and preferences for further communications. Note especially that senders MAY use the "preferSignedData" capability to encourage receivers to respond with CMS SignedData messages (for example, when sending an OPTIONS request as described above).
- S/MIME implementations MUST at a minimum support SHA1 as a digital signature algorithm, and 3DES as an encryption algorithm. All other signature and encryption algorithms MAY be supported. Implementations can negotiate support for these algorithms with the "SMIMECapabilities" attribute.
- Each S/MIME body in a SIP message SHOULD be signed with only one certificate. If a UA receives a message with multiple signatures, the outermost signature should be treated as the single certificate for this body. Parallel signatures SHOULD NOT be used.

The following is an example of an encrypted S/MIME SDP body within a SIP message:

```
INVITE sip:bob@biloxi.com SIP/2.0
Via: SIP/2.0/UDP pc33.atlanta.com;branch=z9hG4bKnashds8
To: Bob <sip:bob@biloxi.com>
From: Alice <sip:alice@atlanta.com>;tag=1928301774
Call-ID: a84b4c76e66710
CSeq: 314159 INVITE
Max-Forwards: 70
Contact: <sip:alice@pc33.atlanta.com>
Content-Type: application/pkcs7-mime; smime-type=enveloped-data;
           name=smime.p7m
Content-Transfer-Encoding: base64
Content-Disposition: attachment; filename=smime.p7m
```

```

5159             handling=required
5160
5161             *****
5162             * Content-Type: application/sdp *
5163             * *
5164             * v=0 *
5165             * o=alice 53655765 2353687637 IN IP4 pc33.atlanta.com *
5166             * s=- *
5167             * t=0 0 *
5168             * c=IN IP4 pc33.atlanta.com *
5169             * m=audio 3456 RTP/AVP 0 1 3 99 *
5170             * a=rtpmap:0 PCMU/8000 *
5171             *****

```

5172 23.4 SIP Header Privacy and Integrity using S/MIME: Tunneling SIP

5173 As a means of providing some degree of end-to-end authentication, integrity or confidentiality for SIP header
 5174 fields, S/MIME can encapsulate entire SIP messages within MIME bodies of type "message/sip" and then
 5175 apply MIME security to these bodies in the same manner as typical SIP bodies. These encapsulated SIP
 5176 requests and responses do not constitute a separate dialog or transaction, they are a copy of the "outer"
 5177 message that is used to verify integrity or to supply additional information.

5178 If a UAS receives a request that contains a tunneled "message/sip" S/MIME body, it SHOULD include a
 5179 tunneled "message/sip" body in the response with the same smime-type.

5180 Any traditional MIME bodies (such as SDP) SHOULD be attached to the "inner" message so that they
 5181 can also benefit from S/MIME security. Note that "message/sip" bodies can be sent as a part of a MIME
 5182 "multipart/mixed" body if any unsecured MIME types should also be transmitted in a request.

5183 23.4.1 Integrity and Confidentiality Properties of SIP Headers

5184 When the S/MIME integrity or confidentiality mechanisms are used, there may be discrepancies between the
 5185 values in the "inner" message and values in the "outer" message. The rules for handling any such differences
 5186 for all of the header fields described in this document are given in this section.

5187 Note that for the purposes of loose timestamping, all SIP messages that tunnel "message/sip" SHOULD
 5188 contain a Date header in both the "inner" and "outer" headers.

5189 **23.4.1.1 Integrity** Whenever integrity checks are performed, the integrity of a header field should be
 5190 determined by matching the value of the header field in the signed body with that in the "outer" messages
 5191 using the comparison rules of SIP as described in 20.

5192 Header fields that can be legitimately modified by proxy servers are: Request-URI, Via, Record-
 5193 Route, Route, Max-Forwards, and Proxy-Authorization. If these header fields are not intact end-to-end,
 5194 implementations SHOULD NOT consider this a breach of security. Changes to any other header fields defined
 5195 in this document constitute an integrity violation; users MUST be notified of a discrepancy.

23.4.1.2 Confidentiality When messages are encrypted, header fields may be included in the encrypted body that are not present in the “outer” message.

Some header fields must always have a plaintext version because they are required header fields in requests and responses - these include: To, From, Call-ID, CSeq, Contact. While it is probably not useful to provide an encrypted alternative for the Call-ID, Cseq, or Contact, providing an alternative to the information in the “outer” To or From is permitted. Note that the values in an encrypted body are not used for the purposes of identifying transactions or dialogs - they are merely informational. If the From header field in an encrypted body differs from the value in the “outer” message, the value within the encrypted body SHOULD be displayed to the user, but MUST NOT be used in the “outer” header fields of any future messages.

Primarily, a user agent will want to encrypt header fields that have an end-to-end semantic, including: Subject, Reply-To, Organization, Accept, Accept-Encoding, Accept-Language, Alert-Info, Error-Info, Authentication-Info, Expires, In-Reply-To, Require, Supported, Unsupported, Retry-After, User-Agent, Server, and Warning. If any of these header fields are present in an encrypted body, they should be used instead of any “outer” header fields, whether this entails displaying the header field values to users or setting internal states in the UA. They SHOULD NOT however be used in the “outer” headers of any future messages.

If present, the Date header field MUST always be the same in the “inner” and “outer” headers.

Since MIME bodies are attached to the “inner” message, implementations will usually encrypt MIME-specific header fields, including: MIME-Version, Content-Type, Content-Length, Content-Language, Content-Encoding and Content-Disposition. The “outer” message will have the proper MIME header fields for S/MIME bodies. These header fields (and any MIME bodies they preface) should be treated as normal MIME header fields and bodies received in a SIP message.

It is not particularly useful to encrypt the following header fields: Min-Expires, Timestamp, Authorization, Priority, and WWW-Authenticate. This category also includes those header fields that can be changed by proxy servers (described in the preceding section). UAs SHOULD never include these in an “inner” message if they are not included in the “outer” message. UAs that receive any of these header fields in an encrypted body SHOULD ignore the encrypted values.

Note that extensions to SIP may define additional header fields; the authors of these extensions should describe the integrity and confidentiality properties of such header fields. If a SIP UA encounters an unknown header field with an integrity violation, it MUST ignore the header field.

23.4.2 Tunneling Integrity and Authentication

Tunneling SIP messages within S/MIME bodies can provide integrity for SIP header fields if the header fields that the sender wishes to secure are replicated in a “message/sip” MIME body signed with a CMS detached signature.

Provided that the “message/sip” body contains at least the fundamental dialog identifiers (To, From, Call-ID, CSeq), then a signed MIME body can provide limited authentication. At the very least, if the certificate used to sign the body is unknown to the recipient and cannot be verified, the signature can be used to ascertain that a later request in a dialog was transmitted by the same certificate-holder that initiated the dialog. If the recipient of the signed MIME body has some stronger incentive to trust the certificate (they were able to validate it, they acquired it from a trusted repository, or they have used it frequently) then the signature can be taken as a stronger assertion of the identity of the subject of the certificate.

In order to eliminate possible confusions about the addition or subtraction of entire header fields, senders

SHOULD replicate all header fields from the request within the signed body. Any message bodies that require integrity protection MUST be attached to the "inner" message.

If a **Date** header is present in a message with a signed body, the recipient SHOULD compare the header field value with its own internal clock, if applicable. If a significant time discrepancy is detected (on the order of an hour or more), the user agent SHOULD alert the user to the anomaly, and note that it is a potential security breach.

If an integrity violation in a message is detected by its recipient, the message MAY be rejected with a 403 (Forbidden) response if it is a request, or any existing dialog MAY be terminated. UAs SHOULD notify users of this circumstance and request explicit guidance on how to proceed.

The following is an example of the use of a tunneled "message/sip" body:

```
INVITE sip:bob@biloxi.com SIP/2.0
Via: SIP/2.0/UDP pc33.atlanta.com;branch=z9hG4bKnashds8
To: Bob <sip:bob@biloxi.com>
From: Alice <sip:alice@atlanta.com>;tag=1928301774
Call-ID: a84b4c76e66710
CSeq: 314159 INVITE
Max-Forwards: 70
Date: Thu, 21 Feb 2002 13:02:03 GMT
Contact: <sip:alice@pc33.atlanta.com>
Content-Type: multipart/signed;
    protocol="application/pkcs7-signature";
    micalg=sha1; boundary=boundary42
Content-Length: 568

--boundary42
Content-Type: message/sip

INVITE sip:bob@biloxi.com SIP/2.0
Via: SIP/2.0/UDP pc33.atlanta.com;branch=z9hG4bKnashds8
To: Bob <bob@biloxi.com>
From: Alice <alice@atlanta.com>;tag=1928301774
Call-ID: a84b4c76e66710
CSeq: 314159 INVITE
Max-Forwards: 70
Date: Thu, 21 Feb 2002 13:02:03 GMT
Contact: <sip:alice@pc33.atlanta.com>
Content-Type: application/sdp
Content-Length: 147

v=0
o=UserA 2890844526 2890844526 IN IP4 here.com
s=Session SDP
c=IN IP4 pc33.atlanta.com
t=0 0
```

```
5283      m=audio 49172 RTP/AVP 0
5284      a=rtpmap:0 PCMU/8000
5285
5286      --boundary42
5287      Content-Type: application/pkcs7-signature; name=smime.p7s
5288      Content-Transfer-Encoding: base64
5289      Content-Disposition: attachment; filename=smime.p7s;
5290          handling=required
5291
5292      ghyHhHUujhJhjH77n8HHGTrfvbnj756tbB9HG4VQpfyF467GhIGfHfYT6
5293      4VQpfyF467GhIGfHfYT6jH77n8HHGghyHhHUujhJh756tbB9HGTrfvbnj
5294      n8HHGTrfvhJhjH776tbB9HG4VQbnj7567GhIGfHfYT6ghyHhHUujpfyF4
5295      7GhIGfHfYT64VQbnj756
5296
5297      --boundary42-
```

5298 23.4.3 Tunneling Encryption

5299 It may also be desirable to use this mechanism to encrypt a “message/sip” MIME body within a CMS
5300 EnvelopedData message S/MIME body, but in practice, most header fields are of at least some use to the
5301 network; the general use of encryption with S/MIME is to secure message bodies like SDP rather than
5302 message headers. Some informational header fields, such as the Subject or Organization could perhaps
5303 warrant end-to-end security. Headers defined by future SIP applications might also require obfuscation.

5304 Another possible application of encrypting header fields is selective anonymity. A request could be con-
5305 structed with a From header field that contains no personal information (for example, sip:anonymous@anonymizer.invalid).
5306 However, a second From header field containing the genuine address-of-record of the originator could be
5307 encrypted within a “message/sip” MIME body where it will only be visible to the endpoints of a dialog.

5308 motivationNote that if this mechanism is used for anonymity, the From header field will no longer
5309 be usable by the recipient of a message as an index to their certificate keychain for retrieving the proper
5310 S/MIME key to associated with the sender. The message must first be decrypted, and the “inner” From
5311 header field MUST be used as an index.

5312 In order to provide end-to-end integrity, encrypted “message/sip” MIME bodies SHOULD be signed by
5313 the sender. This creates a “multipart/signed” MIME body that contains an encrypted body and a signature,
5314 both of type “application/pkcs7-mime”.

5315 In the following example, of an encrypted and signed message, the text boxed in asterisks (“*”) is
5316 encrypted:

```
5317      INVITE sip:bob@biloxi.com SIP/2.0
5318      Via: SIP/2.0/UDP pc33.atlanta.com;branch=z9hG4bKnashds8
5319      To: Bob <sip:bob@biloxi.com>
5320      From: Anonymous <sip:anonymous@atlanta.com>;tag=1928301774
5321      Call-ID: a84b4c76e66710
5322      CSeq: 314159 INVITE
5323      Max-Forwards: 70
5324      Date: Thu, 21 Feb 2002 13:02:03 GMT
```

```
5325     Contact: <sip:pc33.atlanta.com>
5326     Content-Type: multipart/signed;
5327         protocol="application/pkcs7-signature";
5328         micalg=sha1; boundary=boundary42
5329     Content-Length: 568
5330
5331     --boundary42
5332     Content-Type: application/pkcs7-mime; smime-type=enveloped-data;
5333         name=smime.p7m
5334     Content-Transfer-Encoding: base64
5335     Content-Disposition: attachment; filename=smime.p7m
5336         handling=required
5337     Content-Length: 231
5338
5339     *****
5340     * Content-Type: message/sip *
5341     * *
5342     * INVITE sip:bob@biloxi.com SIP/2.0 *
5343     * Via: SIP/2.0/UDP pc33.atlanta.com;branch=z9hG4bKnashds8 *
5344     * To: Bob <bob@biloxi.com> *
5345     * From: Alice <alice@atlanta.com>;tag=1928301774 *
5346     * Call-ID: a84b4c76e66710 *
5347     * CSeq: 314159 INVITE *
5348     * Max-Forwards: 70 *
5349     * Date: Thu, 21 Feb 2002 13:02:03 GMT *
5350     * Contact: <sip:alice@pc33.atlanta.com> *
5351     * *
5352     * Content-Type: application/sdp *
5353     * *
5354     * v=0 *
5355     * o=alice 53655765 2353687637 IN IP4 pc33.atlanta.com *
5356     * s=Session SDP *
5357     * t=0 0 *
5358     * c=IN IP4 pc33.atlanta.com *
5359     * m=audio 3456 RTP/AVP 0 1 3 99 *
5360     * a=rtpmap:0 PCMU/8000 *
5361     *****
5362
5363     --boundary42
5364     Content-Type: application/pkcs7-signature; name=smime.p7s
5365     Content-Transfer-Encoding: base64
5366     Content-Disposition: attachment; filename=smime.p7s;
5367         handling=required
5368
5369     ghyHhHUujhJhjH77n8HHGTrfvbnj756tbB9HG4VQpfyF467GhIGfHYT6
```

```

5370      4VQpfyF467GhIGfHfYT6jH77n8HHGghyHhHUujhJh756tbB9HGTrfvbnj
5371      n8HHGTrfvhJhjH776tbB9HG4VQbnj7567GhIGfHfYT6ghyHhHUujpfyF4
5372      7GhIGfHfYT64VQbnj756
5373
5374      --boundary42-

```

24 Examples

In the following examples, we often omit the message body and the corresponding Content-Length and Content-Type header fields for brevity.

24.1 Registration

Bob registers on start-up. The message flow is shown in Figure 9. Note that the authentication usually required for registration is not shown for simplicity.

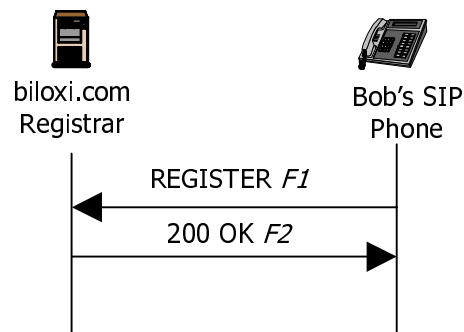


Figure 9: SIP Registration Example

```

5381
5382 F1 REGISTER Bob -> Registrar
5383
5384 REGISTER sip:registrar.biloxi.com SIP/2.0
5385 Via: SIP/2.0/UDP bobspc.biloxi.com:5060;branch=z9hG4bKnashds7
5386 Max-Forwards: 70
5387 To: Bob <sip:bob@biloxi.com>
5388 From: Bob <sip:bob@biloxi.com>;tag=456248
5389 Call-ID: 843817637684230@998sdasdh09
5390 CSeq: 1826 REGISTER
5391 Contact: <sip:bob@192.0.2.4>
5392 Expires: 7200
5393 Content-Length: 0

```

5394 The registration expires after two hours. The registrar responds with a 200 OK:

5395

5396 F2 200 OK Registrar -> Bob

5397

5398 SIP/2.0 200 OK

5399 Via: SIP/2.0/UDP bobspc.biloxi.com:5060;branch=z9hG4bKnashds7

5400 ;received=192.0.2.4

5401 To: Bob <sip:bob@biloxi.com>

5402 From: Bob <sip:bob@biloxi.com>;tag=456248

5403 Call-ID: 843817637684230@998sdasdh09

5404 CSeq: 1826 REGISTER

5405 Contact: <sip:bob@192.0.2.4>

5406 Expires: 7200

5407 Content-Length: 0

5408

5409 24.2 Session Setup

5410 This example contains the full details of the example session setup in Section 4. The message flow is shown
5411 in Figure 1. Note that these flows show the minimum required set of header fields - some other header fields
5412 such as Allow and Supported would normally be present.

5413

5414 F1 INVITE Alice -> atlanta.com proxy

5415

5416 INVITE sip:bob@biloxi.com SIP/2.0

5417 Via: SIP/2.0/UDP pc33.atlanta.com;branch=z9hG4bKnashds8

5418 Max-Forwards: 70

5419 To: Bob <sip:bob@biloxi.com>

5420 From: Alice <sip:alice@atlanta.com>;tag=1928301774

5421 Call-ID: a84b4c76e66710

5422 CSeq: 314159 INVITE

5423 Contact: <sip:alice@pc33.atlanta.com>

5424 Content-Type: application/sdp

5425 Content-Length: 142

5426

5427 (Alice's SDP not shown)

5428

5429 F2 100 Trying atlanta.com proxy -> Alice

5430

5431 SIP/2.0 100 Trying

5432 Via: SIP/2.0/UDP pc33.atlanta.com;branch=z9hG4bKnashds8

```
5433     ;received=192.0.2.1
5434     To: Bob <sip:bob@biloxi.com>
5435     From: Alice <sip:alice@atlanta.com>;tag=1928301774
5436     Call-ID: a84b4c76e66710
5437     CSeq: 314159 INVITE
5438     Content-Length: 0

5439
5440 F3 INVITE atlanta.com proxy -> biloxi.com proxy
5441
5442     INVITE sip:bob@biloxi.com SIP/2.0
5443     Via: SIP/2.0/UDP bigbox3.site3.atlanta.com;branch=z9hG4bK77ef4c2312983.1
5444     Via: SIP/2.0/UDP pc33.atlanta.com;branch=z9hG4bKnashds8
5445     ;received=192.0.2.1
5446     Max-Forwards: 69
5447     To: Bob <sip:bob@biloxi.com>
5448     From: Alice <sip:alice@atlanta.com>;tag=1928301774
5449     Call-ID: a84b4c76e66710
5450     CSeq: 314159 INVITE
5451     Contact: <sip:alice@pc33.atlanta.com>
5452     Content-Type: application/sdp
5453     Content-Length: 142
5454
5455     (Alice's SDP not shown)

5456
5457 F4 100 Trying biloxi.com proxy -> atlanta.com proxy
5458
5459     SIP/2.0 100 Trying
5460     Via: SIP/2.0/UDP bigbox3.site3.atlanta.com;branch=z9hG4bK77ef4c2312983.1
5461     ;received=192.0.2.2
5462     Via: SIP/2.0/UDP pc33.atlanta.com;branch=z9hG4bKnashds8
5463     ;received=192.0.2.1
5464     To: Bob <sip:bob@biloxi.com>
5465     From: Alice <sip:alice@atlanta.com>;tag=1928301774
5466     Call-ID: a84b4c76e66710
5467     CSeq: 314159 INVITE
5468     Content-Length: 0

5469
5470 F5 INVITE biloxi.com proxy -> Bob
5471
5472     INVITE sip:bob@192.0.2.4 SIP/2.0
5473     Via: SIP/2.0/UDP server10.biloxi.com;branch=z9hG4bK4b43c2ff8.1
5474     Via: SIP/2.0/UDP bigbox3.site3.atlanta.com;branch=z9hG4bK77ef4c2312983.1
```

```
5475     ;received=192.0.2.2
5476   Via: SIP/2.0/UDP pc33.atlanta.com;branch=z9hG4bKnashds8
5477     ;received=192.0.2.1
5478   Max-Forwards: 68
5479   To: Bob <sip:bob@biloxi.com>
5480   From: Alice <sip:alice@atlanta.com>;tag=1928301774
5481   Call-ID: a84b4c76e66710
5482   CSeq: 314159 INVITE
5483   Contact: <sip:alice@pc33.atlanta.com>
5484   Content-Type: application/sdp
5485   Content-Length: 142
5486
5487   (Alice's SDP not shown)
5488
5489 F6 180 Ringing Bob -> biloxi.com proxy
5490
5491   SIP/2.0 180 Ringing
5492   Via: SIP/2.0/UDP server10.biloxi.com;branch=z9hG4bK4b43c2ff8.1
5493     ;received=192.0.2.3
5494   Via: SIP/2.0/UDP bigbox3.site3.atlanta.com;branch=z9hG4bK77ef4c2312983.1
5495     ;received=192.0.2.2
5496   Via: SIP/2.0/UDP pc33.atlanta.com;branch=z9hG4bKnashds8
5497     ;received=192.0.2.1
5498   To: Bob <sip:bob@biloxi.com>;tag=a6c85cf
5499   From: Alice <sip:alice@atlanta.com>;tag=1928301774
5500   Call-ID: a84b4c76e66710
5501   Contact: <sip:bob@192.0.2.4>
5502   CSeq: 314159 INVITE
5503   Content-Length: 0
5504
5505 F7 180 Ringing biloxi.com proxy -> atlanta.com proxy
5506
5507   SIP/2.0 180 Ringing
5508   Via: SIP/2.0/UDP bigbox3.site3.atlanta.com;branch=z9hG4bK77ef4c2312983.1
5509     ;received=192.0.2.2
5510   Via: SIP/2.0/UDP pc33.atlanta.com;branch=z9hG4bKnashds8
5511     ;received=192.0.2.1
5512   To: Bob <sip:bob@biloxi.com>;tag=a6c85cf
5513   From: Alice <sip:alice@atlanta.com>;tag=1928301774
5514   Call-ID: a84b4c76e66710
5515   Contact: <sip:bob@192.0.2.4>
5516   CSeq: 314159 INVITE
5517   Content-Length: 0
```


5518
5519 F8 180 Ringing atlanta.com proxy -> Alice
5520
5521 SIP/2.0 180 Ringing
5522 Via: SIP/2.0/UDP pc33.atlanta.com;branch=z9hG4bKnashds8
5523 ;received=192.0.2.1
5524 To: Bob <sip:bob@biloxi.com>;tag=a6c85cf
5525 From: Alice <sip:alice@atlanta.com>;tag=1928301774
5526 Call-ID: a84b4c76e66710
5527 Contact: <sip:bob@192.0.2.4>
5528 CSeq: 314159 INVITE
5529 Content-Length: 0

5530
5531 F9 200 OK Bob -> biloxi.com proxy
5532
5533 SIP/2.0 200 OK
5534 Via: SIP/2.0/UDP server10.biloxi.com;branch=z9hG4bK4b43c2ff8.1
5535 ;received=192.0.2.3
5536 Via: SIP/2.0/UDP bigbox3.site3.atlanta.com;branch=z9hG4bK77ef4c2312983.1
5537 ;received=192.0.2.2
5538 Via: SIP/2.0/UDP pc33.atlanta.com;branch=z9hG4bKnashds8
5539 ;received=192.0.2.1
5540 To: Bob <sip:bob@biloxi.com>;tag=a6c85cf
5541 From: Alice <sip:alice@atlanta.com>;tag=1928301774
5542 Call-ID: a84b4c76e66710
5543 CSeq: 314159 INVITE
5544 Contact: <sip:bob@192.0.2.4>
5545 Content-Type: application/sdp
5546 Content-Length: 131
5547
5548 (Bob's SDP not shown)

5549
5550 F10 200 OK biloxi.com proxy -> atlanta.com proxy
5551
5552 SIP/2.0 200 OK
5553 Via: SIP/2.0/UDP bigbox3.site3.atlanta.com;branch=z9hG4bK77ef4c2312983.1
5554 ;received=192.0.2.2
5555 Via: SIP/2.0/UDP pc33.atlanta.com;branch=z9hG4bKnashds8
5556 ;received=192.0.2.1
5557 To: Bob <sip:bob@biloxi.com>;tag=a6c85cf
5558 From: Alice <sip:alice@atlanta.com>;tag=1928301774
5559 Call-ID: a84b4c76e66710
5560 CSeq: 314159 INVITE

5561 Contact: <sip:bob@192.0.2.4>
5562 Content-Type: application/sdp
5563 Content-Length: 131

5564
5565 (Bob's SDP not shown)

5566
5567 F11 200 OK atlanta.com proxy -> Alice

5568
5569 SIP/2.0 200 OK
5570 Via: SIP/2.0/UDP pc33.atlanta.com;branch=z9hG4bKnashds8
5571 ;received=192.0.2.1
5572 To: Bob <sip:bob@biloxi.com>;tag=a6c85cf
5573 From: Alice <sip:alice@atlanta.com>;tag=1928301774
5574 Call-ID: a84b4c76e66710
5575 CSeq: 314159 INVITE
5576 Contact: <sip:bob@192.0.2.4>
5577 Content-Type: application/sdp
5578 Content-Length: 131
5579
5580 (Bob's SDP not shown)

5581
5582 F12 ACK Alice -> Bob

5583
5584 ACK sip:bob@192.0.2.4 SIP/2.0
5585 Via: SIP/2.0/UDP pc33.atlanta.com;branch=z9hG4bKnashds9
5586 Max-Forwards: 70
5587 To: Bob <sip:bob@biloxi.com>;tag=a6c85cf
5588 From: Alice <sip:alice@atlanta.com>;tag=1928301774
5589 Call-ID: a84b4c76e66710
5590 CSeq: 314159 ACK
5591 Content-Length: 0

5592 The media session between Alice and Bob is now established.

5593 Bob hangs up first. Note that Bob's SIP phone maintains its own CSeq numbering space, which, in
5594 this example, begins with 231. Since Bob is making the request, the To and From URIs and tags have been
5595 swapped.

5596
5597 F13 BYE Bob -> Alice

5598
5599 BYE sip:alice@pc33.atlanta.com SIP/2.0
5600 Via: SIP/2.0/UDP 192.0.2.4;branch=z9hG4bKnashds10
5601 Max-Forwards: 70

5602 From: Bob <sip:bob@biloxi.com>;tag=a6c85cf
5603 To: Alice <sip:alice@atlanta.com>;tag=1928301774
5604 Call-ID: a84b4c76e66710
5605 CSeq: 231 BYE
5606 Content-Length: 0

5607
5608 F14 200 OK Alice -> Bob
5609
5610 SIP/2.0 200 OK
5611 Via: SIP/2.0/UDP 192.0.2.4;branch=z9hG4bKnashds10
5612 From: Bob <sip:bob@biloxi.com>;tag=a6c85cf
5613 To: Alice <sip:alice@atlanta.com>;tag=1928301774
5614 Call-ID: a84b4c76e66710
5615 CSeq: 231 BYE
5616 Content-Length: 0

5617 The SIP Call Flows document [39] contains further examples of SIP messages.

5618 **25 Augmented BNF for the SIP Protocol**

5619 All of the mechanisms specified in this document are described in both prose and an augmented Backus-
5620 Naur Form (BNF) defined in RFC 2234 [10]. Section 6.1 of RFC 2234 defines a set of core rules that are
5621 used by this specification, and not repeated here. Implementers need to be familiar with the notation and
5622 content of RFC 2234 in order to understand this specification. Certain basic rules are in uppercase, such as
5623 SP, LWS, HTAB, CRLF, DIGIT, ALPHA, etc. Angle brackets are used within definitions to clarify the use
5624 of rule names.

5625 In some cases, the BNF for a choice will indicate that some elements are optional through square brack-
5626 ets. For example:

5627 foo = bar / baz / [boo]

5628 The use of square brackets is redundant syntactically. It is used as a semantic hint that the specific
5629 parameter is optional to use.

5630 **25.1 Basic Rules**

5631 The following rules are used throughout this specification to describe basic parsing constructs. The US-
5632 ASCII coded character set is defined by ANSI X3.4-1986.

5633 alphanumeric = ALPHA / DIGIT

5634 Several rules are incorporated from RFC 2396 [5] but are updated to make them compliant with RFC 2234 [10].
5635 These include:

```

reserved    =  "," / "/" / "?" / "." / "@" / "&" / "=" / "+"
               / "$" / ";"
unreserved  =  alphanum / mark
mark        =  "-" / "_" / "." / "!" / "~" / "*" / "'"
               / "(" / ")"
5636 escaped   =  "%" HEXDIG HEXDIG

```

SIP header field values can be folded onto multiple lines if the continuation line begins with a space or horizontal tab. All linear white space, including folding, has the same semantics as SP. A recipient MAY replace any linear white space with a single SP before interpreting the field value or forwarding the message downstream. This is intended to behave exactly as HTTP/1.1 as described in RFC 2616 [8]. The SWS construct is used when linear white space is optional, generally between tokens and separators.

```

LWS  =  [*WSP CRLF] 1*WSP ; linear whitespace
5642 SWS  =  [LWS] ; sep whitespace

```

To separate the header name from the rest of value, a colon is used, which, by the above rule, allows whitespace before, but no line break, and whitespace after, including a linebreak. The HCOLON defines this construct.

```

5646 HCOLON  =  *( SP / HTAB ) ":" SWS

```

The TEXT-UTF8 rule is only used for descriptive field contents and values that are not intended to be interpreted by the message parser. Words of *TEXT-UTF8 contain characters from the UTF-8 character set (RFC 2279 [7]). The TEXT-UTF8-TRIM rule is used for descriptive field contents that are *not* quoted strings, where leading and trailing LWS is not meaningful. In this regard, SIP differs from HTTP, which uses the ISO 8859-1 character set.

```

TEXT-UTF8-TRIM = 1*TEXT-UTF8char>(*LWS TEXT-UTF8char)
TEXT-UTF8char  = %x21-7E / UTF8-NONASCII
UTF8-NONASCII  = %xC0-DF 1UTF8-CONT
                  / %xE0-EF 2UTF8-CONT
                  / %xF0-F7 3UTF8-CONT
                  / %xF8-Fb 4UTF8-CONT
                  / %xFC-FD 5UTF8-CONT
5652 UTF8-CONT   = %x80-BF

```

A CRLF is allowed in the definition of TEXT-UTF8-TRIM only as part of a header field continuation. It is expected that the folding LWS will be replaced with a single SP before interpretation of the TEXT-UTF8-TRIM value.

Hexadecimal numeric characters are used in several protocol elements. Some elements (authentication) force hex alphas to be lower case.

```

5658 LHEX  =  DIGIT / %x61-66 ;lowercase a-f

```

Many SIP header field values consist of words separated by LWS or special characters. Unless otherwise stated, tokens are case-insensitive. These special characters **MUST** be in a quoted string to be used within a parameter value. The word construct is used in Call-ID to allow most separators to be used.

```

token      = 1*(alphanum / "-" / "." / "!" / "%" / "*"
              / "_" / "+" / "=" / ";" / "~" / "\"
              / "(" / ")" / "<" / ">" / "@" /
              "," / "." / "\" / DQUOTE /
              "[" / "]" / "?" / "=" /
              "{" / "}" / SP / HTAB
separators = "(" / ")" / "<" / ">" / "@" /
              "," / "." / "\" / DQUOTE /
              "[" / "]" / "?" / "=" /
              "{" / "}" / SP / HTAB
word       = 1*(alphanum / "-" / "." / "!" / "%" / "*" /
              "_" / "+" / "=" / ";" / "~" / "\"
              / "(" / ")" / "<" / ">" /
              "." / "\" / DQUOTE /
              "[" / "]" / "?" /
              "{" / "}" )

```

5662

5663 When tokens are used or separators are used between elements, whitespace is often allowed before or
 5664 after these characters:

```

STAR      = SWS "*" SWS ; asterisk
SLASH     = SWS "/" SWS ; slash
EQUAL     = SWS "=" SWS ; equal
LPAREN    = SWS "(" SWS ; left parenthesis
RPAREN    = SWS ")" SWS ; right parenthesis
RAQUOT    = SWS ">" SWS ; right angle quote
LAQUOT    = SWS "<" SWS ; left angle quote
COMMA     = SWS "," SWS ; comma
SEMI      = SWS ";" SWS ; semicolon
COLON     = SWS ":" SWS ; colon
LDQUOT    = SWS DQUOTE; open double quotation mark
RDQUOT    = DQUOTE SWS ; close double quotation mark

```

5665

5666 Comments can be included in some SIP header fields by surrounding the comment text with parentheses.
 5667 Comments are only allowed in fields containing "comment" as part of their field value definition. In all other
 5668 fields, parentheses are considered part of the field value.

```

comment   = LPAREN *(ctext / quoted-pair / comment) RPAREN
ctext     = %x21-27 / %x2A-5B / %x5D-7E / UTF8-NONASCII
           / LWS

```

5669

5670 ctext includes all chars except left and right parens and backslash. A string of text is parsed as a single
 5671 word if it is quoted using double-quote marks. In quoted strings, quotation marks (") and backslashes (\)
 5672 need to be escaped.

```

quoted-string = SWS DQUOTE *(qdtex / quoted-pair) DQUOTE
qdtex        = LWS / %x21 / %x23-5B / %x5D-7E
              / UTF8-NONASCII

```

5673

5674 The backslash character ("") MAY be used as a single-character quoting mechanism only within quoted-
 5675 string and comment constructs. Unlike HTTP/1.1, the characters CR and LF cannot be escaped by this
 5676 mechanism to avoid conflict with line folding and header separation.

5677 quoted-pair = "\ " (%x00-09 / %x0B-0C
 / %x0E-7F)

 SIP-URI = "sip:" [userinfo "@"] hostport
 uri-parameters [headers]

 SIPS-URI = "sips:" [userinfo "@"] hostport
 uri-parameters [headers]

 userinfo = [user / telephone-subscriber [":" password]]

 user = *(unreserved / escaped / user-unreserved)

 user-unreserved = "&" / "=" / "+" / "\$" / "," / ";" / "?" / "/"

 password = *(unreserved / escaped /
 "&" / "=" / "+" / "\$" / ",")

 hostport = host [":" port]

 host = hostname / IPv4address / IPv6reference

 hostname = *(domainlabel ".") toplabel ["."]

 domainlabel = alphanum
 / alphanum *(alphanum / "-") alphanum

5678 toplabel = ALPHA / ALPHA *(alphanum / "-") alphanum

 IPv4address = 1*3DIGIT "." 1*3DIGIT "." 1*3DIGIT "." 1*3DIGIT

 IPv6reference = "[IPv6address]"

 IPv6address = hexpart [":" IPv4address]

 hexpart = hexseq / hexseq ":" [hexseq] / ":" [hexseq]

 hexseq = hex4 *(":" hex4)

 hex4 = 1*4HEXDIG

5679 port = 1*DIGIT

5680 The BNF for telephone-subscriber can be found in RFC 2806 [9]. Note, however, that any characters
5681 allowed there that are not allowed in the user part of the SIP URI MUST be escaped.

```

uri-parameters      = *( ";" uri-parameter)
uri-parameter       = transport-param / user-param / method-param
                      / ttl-param / maddr-param / lr-param / other-param
transport-param      = "transport="
                      ( "udp" / "tcp" / "sctp" / "tls"
                        / other-transport)
other-transport      = token
user-param           = "user=" ( "phone" / "ip" / other-user)
other-user           = token
method-param         = "method=" Method
ttl-param            = "ttl=" ttl
maddr-param          = "maddr=" host
lr-param             = "lr"
other-param          = pname [ "=" pvalue ]
pname                = 1*paramchar
pvalue               = 1*paramchar
paramchar            = param-unreserved / unreserved / escaped
param-unreserved    = "[ " / "]" / "/" / "?" / "." / "+" / "$"

headers              = "?" header *( "&" header )
header               = hname "=" hvalue
hname                = 1*( hnv-unreserved / unreserved / escaped )
hvalue               = *( hnv-unreserved / unreserved / escaped )
hnv-unreserved       = "[ " / "]" / "/" / "?" / "." / "+" / "$"

```

5682

5683

```

SIP-message      = Request / Response
Request          = Request-Line
                  *( message-header )
                  CRLF
                  [ message-body ]
Request-Line     = Method SP Request-URI SP SIP-Version CRLF
Request-URI      = SIP-URI / SIPS-URI / absoluteURI
absoluteURI      = scheme ":" ( hier-part / opaque-part )
hier-part        = ( net-path / abs-path ) [ "?" query ]
net-path         = "//" authority [ abs-path ]
abs-path         = "/" path-segments
opaque-part      = uric-no-slash *uric
uric              = reserved / unreserved / escaped
uric-no-slash    = unreserved / escaped / "," / "?" / ":" / "@"
                  / "&" / "=" / "+" / "$" / ";"
path-segments    = segment *( "/" segment )
segment          = *pchar *( ";" param )
param            = *pchar
pchar            = unreserved / escaped /
                  ":" / "@" / "&" / "=" / "+" / "$" / ";"
scheme           = ALPHA *( ALPHA / DIGIT / "+" / "-" / "." )
authority        = srvr / reg-name
srvr             = [ [ userinfo "@" ] hostport ]
reg-name         = 1*( unreserved / escaped / "$" / "
                  / ";" / ":" / "@" / "&" / "=" / "+" )
query           = *uric
SIP-Version      = "SIP" "/" 1*DIGIT "." 1*DIGIT

```

5684


```
message-header = (Accept
/ Accept-Encoding
/ Accept-Language
/ Alert-Info
/ Allow
/ Authentication-Info
/ Authorization
/ Call-ID
/ Call-Info
/ Contact
/ Content-Disposition
/ Content-Encoding
/ Content-Language
/ Content-Length
/ Content-Type
/ CSeq
/ Date
/ Error-Info
/ Expires
/ From
/ In-Reply-To
/ Max-Forwards
/ MIME-Version
/ Min-Expires
/ Organization
/ Priority
/ Proxy-Authenticate
/ Proxy-Authorization
/ Proxy-Require
/ Record-Route
/ Reply-To
/ Require
/ Retry-After
/ Route
/ Server
/ Subject
/ Supported
/ Timestamp
/ To
/ Unsupported
/ User-Agent
/ Via
/ Warning
/ WWW-Authenticate
/ extension-header) CRLF
```

5685

INVITE_m = %x49.4E.56.49.54.45 ; INVITE in caps
ACK_m = %x41.43.4B ; ACK in caps
OPTIONSM_m = %x4F.50.54.49.4F.4E.53 ; OPTIONS in caps
BYE_m = %x42.59.45 ; BYE in caps
CANCEL_m = %x43.41.4E.43.45.4C ; CANCEL in caps
REGISTER_m = %x52.45.47.49.53.54.45.52 ; REGISTER in caps
Method = INVITE_m / ACK_m / OPTIONSM_m / BYE_m
/ CANCEL_m / REGISTER_m
/ extension-method
extension-method = token
Response = Status-Line
*(message-header)
CRLF
[message-body]

Status-Line = SIP-Version SP Status-Code SP Reason-Phrase CRLF
Status-Code = Informational
/ Redirection
/ Success
/ Client-Error
/ Server-Error
/ Global-Failure
/ extension-code
extension-code = 3DIGIT
Reason-Phrase = *(reserved / unreserved / escaped
/ UTF8-NONASCII / UTF8-CONT / SP / HTAB)

Informational = "100" ; Trying
/ "180" ; Ringing
/ "181" ; Call Is Being Forwarded
/ "182" ; Queued
/ "183" ; Session Progress

Success = "200" ; OK

Redirection = "300" ; Multiple Choices
/ "301" ; Moved Permanently
/ "302" ; Moved Temporarily
/ "305" ; Use Proxy
/ "380" ; Alternative Service

Client-Error = "400" ; Bad Request
/ "401" ; Unauthorized
/ "402" ; Payment Required
/ "403" ; Forbidden
/ "404" ; Not Found
/ "405" ; Method Not Allowed
/ "406" ; Not Acceptable
/ "407" ; Proxy Authentication Required
/ "408" ; Request Timeout
/ "410" ; Gone
/ "413" ; Request Entity Too Large
/ "414" ; Request-URI Too Large
/ "415" ; Unsupported Media Type
/ "416" ; Unsupported URI Scheme
/ "420" ; Bad Extension
/ "421" ; Extension Required
/ "423" ; Interval Too Brief
/ "480" ; Temporarily not available
/ "481" ; Call Leg/Transaction Does Not Exist
/ "482" ; Loop Detected
/ "483" ; Too Many Hops
/ "484" ; Address Incomplete
/ "485" ; Ambiguous
/ "486" ; Busy Here
/ "487" ; Request Terminated
/ "488" ; Not Acceptable Here
/ "491" ; Request Pending
/ "493" ; Undecipherable

Server-Error = "500" ; Internal Server Error
/ "501" ; Not Implemented
/ "502" ; Bad Gateway
/ "503" ; Service Unavailable
/ "504" ; Server Time-out
/ "505" ; SIP Version not supported
/ "513" ; Message Too Large

Global-Failure = "600" ; Busy Everywhere
/ "603" ; Decline
/ "604" ; Does not exist anywhere
/ "606" ; Not Acceptable

Accept = "Accept" HCOLON
 (accept-range *(COMMA accept-range))
 accept-range = media-range *(SEMI accept-param)
 media-range = (**"*/"**
 / (m-type SLASH **"*"**)
 / (m-type SLASH m-subtype)
) *(SEMI m-parameter)
 accept-param = ("q" EQUAL qvalue) / generic-param
 qvalue = (**"0"** [**"."** 0*3DIGIT])
 / (**"1"** [**"."** 0*3("0")])
 generic-param = token [EQUAL gen-value]
 gen-value = token / host / quoted-string

5694

Accept-Encoding = "Accept-Encoding" HCOLON
 (encoding *(COMMA encoding))
 encoding = codings *(SEMI accept-param)
 codings = content-coding / **"*"**
 content-coding = token

5695

Accept-Language = "Accept-Language" HCOLON
 (language *(COMMA language))
 language = language-range *(SEMI accept-param)
 language-range = ((1*8ALPHA *(**"-"** 1*8ALPHA)) / **"*"**)

5696

Alert-Info = "Alert-Info" HCOLON alert-param *(COMMA alert-param)
 alert-param = LAQUOT absoluteURI RAQUOT *(SEMI generic-param)

5697

Allow = "Allow" HCOLON Method *(COMMA Method)

5698

Authorization = "Authorization" HCOLON credentials
 credentials = ("Digest" LWS digest-response)
 / other-response
 digest-response = dig-resp *(COMMA dig-resp)
 dig-resp = username / realm / nonce / digest-uri
 / dresponse / [algorithm] / [cnonce]
 / [opaque] / [message-qop]
 / [nonce-count] / [auth-param]
 username = "username" EQUAL username-value
 username-value = quoted-string
 digest-uri = "uri" EQUAL LDQUOT digest-uri-value RDQUOT
 digest-uri-value = request-uri ; Equal to request-uri as specified by HTTP/1.1
 message-qop = "qop" EQUAL qop-value
 cnonce = "cnonce" EQUAL cnonce-value
 cnonce-value = nonce-value
 nonce-count = "nc" EQUAL nc-value
 nc-value = 8LHEX
 dresponse = "response" EQUAL request-digest
 request-digest = LDQUOT 32LHEX RDQUOT
 auth-param = auth-param-name EQUAL
 (token / quoted-string)
 auth-param-name = token
 other-response = auth-scheme LWS auth-param
 *(COMMA auth-param)
 auth-scheme = token

 Authentication-Info = "Authentication-Info" HCOLON ainfo
 *(COMMA ainfo)
 ainfo = [nextnonce] / [message-qop]
 / [response-auth] / [cnonce]
 / [nonce-count]
 nextnonce = "nextnonce" EQUAL nonce-value
 response-auth = "rspauth" EQUAL response-digest
 response-digest = LDQUOT *LHEX RDQUOT

 Call-ID = ("Call-ID" / "i") HCOLON callid
 callid = word ["@" word]

 Call-Info = "Call-Info" HCOLON info *(COMMA info)
 info = LAQUOT absoluteURI RAQUOT *(SEMI info-param)
 info-param = ("purpose" EQUAL ("icon" / "info"
 / "card" / token)) / generic-param

Contact = ("Contact" / "m") HCOLON
(STAR / (contact-param *(COMMA contact-param)))
contact-param = (name-addr / addr-spec) *(SEMI contact-params)
name-addr = [display-name] LAQUOT addr-spec RAQUOT
addr-spec = SIP-URI / SIPS-URI / absoluteURI
5703 display-name = *(token LWS)/ quoted-string

contact-params = c-p-q / c-p-expires
/ contact-extension
c-p-q = "q" EQUAL qvalue
c-p-expires = "expires" EQUAL delta-seconds
contact-extension = generic-param
5704 delta-seconds = 1*DIGIT

Content-Disposition = "Content-Disposition" HCOLON
disp-type *(SEMI disp-param)
disp-type = "render" / "session" / "icon" / "alert"
/ disp-extension-token
disp-param = handling-param / generic-param
handling-param = "handling" EQUAL
("optional" / "required"
/ other-handling)
other-handling = token
5705 disp-extension-token = token

Content-Encoding = ("Content-Encoding" / "e") HCOLON
5706 content-coding *(COMMA content-coding)

Content-Language = "Content-Language" HCOLON
language-tag *(COMMA language-tag)
language-tag = primary-tag *("-" subtag)
primary-tag = 1*8ALPHA
5707 subtag = 1*8ALPHA

Content-Length = ("Content-Length" / "l") HCOLON 1*DIGIT
5708

Content-Type = ("Content-Type" / "c") HCOLON media-type
 media-type = m-type SLASH m-subtype *(SEMI m-parameter)
 m-type = discrete-type / composite-type
 discrete-type = "text" / "image" / "audio" / "video"
 / "application" / extension-token
 composite-type = "message" / "multipart" / extension-token
 extension-token = ietf-token / x-token
 ietf-token = token
 x-token = "x-" token
 m-subtype = extension-token / iana-token
 iana-token = token
 m-parameter = m-attribute EQUAL m-value
 m-attribute = token
 m-value = token / quoted-string

CSeq = "CSeq" HCOLON 1*DIGIT LWS Method

Date = "Date" HCOLON SIP-date
 SIP-date = rfc1123-date
 rfc1123-date = wkday "," date1 SP time SP "GMT"
 date1 = 2DIGIT SP month SP 4DIGIT
 ; day month year (e.g., 02 Jun 1982)
 time = 2DIGIT ":" 2DIGIT ":" 2DIGIT
 ; 00:00:00 - 23:59:59
 wkday = "Mon" / "Tue" / "Wed"
 / "Thu" / "Fri" / "Sat" / "Sun"
 month = "Jan" / "Feb" / "Mar" / "Apr"
 / "May" / "Jun" / "Jul" / "Aug"
 / "Sep" / "Oct" / "Nov" / "Dec"

Error-Info = "Error-Info" HCOLON error-uri *(COMMA error-uri)
 error-uri = LAQUOT absoluteURI RAQUOT *(SEMI generic-param)

Expires = "Expires" HCOLON delta-seconds
 From = ("From" / "f") HCOLON from-spec
 from-spec = (name-addr / addr-spec)
 *(SEMI from-param)
 from-param = tag-param / generic-param
 tag-param = "tag" EQUAL token

In-Reply-To = "In-Reply-To" HCOLON callid *(COMMA callid)

Max-Forwards = "Max-Forwards" HCOLON 1*DIGIT

MIME-Version = "MIME-Version" HCOLON 1*DIGIT "." 1*DIGIT

5717 Min-Expires = "Min-Expires" HCOLON delta-seconds

5718 Organization = "Organization" HCOLON [TEXT-UTF8-TRIM]

 Priority = "Priority" HCOLON priority-value

 priority-value = "emergency" / "urgent" / "normal"

 / "non-urgent" / other-priority

5719 other-priority = token

 Proxy-Authenticate = "Proxy-Authenticate" HCOLON challenge

 challenge = ("Digest" LWS digest-cln *(COMMA digest-cln))

 / other-challenge

 other-challenge = auth-scheme LWS auth-param

 *(COMMA auth-param)

 digest-cln = realm / [domain] / nonce

 / [opaque] / [stale] / [algorithm]

 / [qop-options] / [auth-param]

 realm = "realm" EQUAL realm-value

 realm-value = quoted-string

 domain = "domain" EQUAL LDQUOTE URI

 *(1*SP URI) RDQUOTE

 URI = absoluteURI / abs-path

 nonce = "nonce" EQUAL nonce-value

 nonce-value = quoted-string

 opaque = "opaque" EQUAL quoted-string

 stale = "stale" EQUAL ("true" / "false")

 algorithm = "algorithm" EQUAL ("MD5" / "MD5-sess"

 / token)

 qop-options = "qop" EQUAL LDQUOTE qop-value

 *(" " qop-value) RDQUOTE

5720 qop-value = "auth" / "auth-int" / token

5721 Proxy-Authorization = "Proxy-Authorization" HCOLON credentials

 Proxy-Require = "Proxy-Require" HCOLON option-tag

 *(COMMA option-tag)

5722 option-tag = token

 Record-Route = "Record-Route" HCOLON rec-route *(COMMA rec-route)

 rec-route = name-addr *(SEMI rr-param)

5723 rr-param = generic-param

 Reply-To = "Reply-To" HCOLON rplyto-spec

 rplyto-spec = (name-addr / addr-spec)

 *(SEMI rplyto-param)

 rplyto-param = generic-param

5724 Require = "Require" HCOLON option-tag *(COMMA option-tag)

5725 Retry-After = "Retry-After" HCOLON delta-seconds
 [comment] *(SEMI retry-param)
 retry-param = ("duration" EQUAL delta-seconds)
 / generic-param

5726 Route = "Route" HCOLON route-param *(COMMA route-param)
 route-param = name-addr *(SEMI rr-param)

5727 Server = "Server" HCOLON server-val *(LWS server-val)
 server-val = product / comment
 product = token [SLASH product-version]
 product-version = token

5728 Subject = ("Subject" / "s") HCOLON [TEXT-UTF8-TRIM]

5729 Supported = ("Supported" / "k") HCOLON
 [option-tag *(COMMA option-tag)]

5730 Timestamp = "Timestamp" HCOLON 1*(DIGIT)
 ["." *(DIGIT)] [delay]
 delay = *(DIGIT) ["." *(DIGIT)]

5731 To = ("To" / "t") HCOLON (name-addr
 / addr-spec) *(SEMI to-param)
 to-param = tag-param / generic-param

5732 Unsupported = "Unsupported" HCOLON option-tag *(COMMA option-tag)

5733 User-Agent = "User-Agent" HCOLON server-val *(LWS server-val)

Via = ("Via" / "v") HCOLON via-param *(COMMA via-param)
 via-param = sent-protocol LWS sent-by *(SEMI via-params)
 via-params = via-ttl / via-maddr
 / via-received / via-branch
 / via-extension
 via-ttl = "ttl" EQUAL ttl
 via-maddr = "maddr" EQUAL host
 via-received = "received" EQUAL (IPv4address / IPv6address)
 via-branch = "branch" EQUAL token
 via-extension = generic-param
 sent-protocol = protocol-name SLASH protocol-version
 SLASH transport
 protocol-name = "SIP" / token
 protocol-version = token
 transport = "UDP" / "TCP" / "TLS" / "SCTP"
 / other-transport
 sent-by = host [COLON port]
 5734 ttl = 1*3DIGIT ; 0 to 255

Warning = "Warning" HCOLON warning-value *(COMMA warning-value)
warning-value = warn-code SP warn-agent SP warn-text
warn-code = 3DIGIT
warn-agent = hostport / pseudonym
; the name or pseudonym of the server adding
; the Warning header, for use in debugging
warn-text = quoted-string
5735 pseudonym = token

5736 WWW-Authenticate = "WWW-Authenticate" HCOLON challenge

extension-header = header-name HCOLON header-value
header-name = token
5737 header-value = *(TEXT-UTF8char / UTF8-CONT / LWS)

5738 message-body = *OCTET

5739 26 Security Considerations: Threat Model and Security Usage Recommen- 5740 dations

5741 SIP is not an easy protocol to secure. Its use of intermediaries, its multi-faceted trust relationships, its
5742 expected usage between elements with no trust at all, and its user-to-user operation make security far from
5743 trivial. Security solutions are needed that are deployable today, without extensive coordination, in a wide
5744 variety of environments and usages. In order to meet these diverse needs, several distinct mechanisms
5745 applicable to different aspects and usages of SIP will be required.

5746 Note that the security of SIP signaling itself has no bearing on the security of protocols used in concert
5747 with SIP such as RTP, or with the security implications of any specific bodies SIP might carry (although
5748 MIME security plays a substantial role in securing SIP). Any media associated with a session can be en-
5749 crypted end-to-end independently of any associated SIP signaling. Media encryption is outside the scope of
5750 this document.

5751 The considerations that follow first examine a set of classic threat models that broadly identify the
5752 security needs of SIP. The set of security services required to address these threats is then detailed, followed
5753 by an explanation of several security mechanisms that can be used to provide these services. Next, the
5754 requirements for implementers of SIP are enumerated, along with exemplary deployments in which these
5755 security mechanisms could be used to improve the security of SIP. Some notes on privacy conclude this
5756 section.

5757 26.1 Attacks and Threat Models

5758 This section details some threats that should be common to most deployments of SIP. These threats have
5759 been chosen specifically to illustrate each of the security services that SIP requires.

5760 The following examples by no means provide an exhaustive list of the threats against SIP; rather, these
5761 are "classic" threats that demonstrate the need for particular security services that can potentially prevent
5762 whole categories of threats.

These attacks assume an environment in which attackers can potentially read any packet on the network - it is anticipated that SIP will frequently be used on the public Internet. Attackers on the network may be able to modify packets (perhaps at some compromised intermediary). Attackers may wish to steal services, eavesdrop on communications, or disrupt sessions.

26.1.1 Registration Hijacking

The SIP registration mechanism allows a user agent to identify itself to a registrar as a device at which a user (designated by an address of record) is located. A registrar assesses the identity asserted in the From header field of a REGISTER message to determine whether this request can modify the contact addresses associated with the address-of-record in the To header field. While these two fields are frequently the same, there are many valid deployments in which a third-party may register contacts on a user's behalf.

The From header field of a SIP request, however, can be modified arbitrarily by the owner of a UA, and this opens the door to malicious registrations. An attacker that successfully impersonates a party authorized to change contacts associated with an address-of-record could, for example, de-register all existing contacts for a URI and then register their own device as the appropriate contact address, thereby directing all requests for the affected user to the attacker's device.

This threat belongs to a family of threats that rely on the absence of cryptographic assurance of a request's originator. Any SIP UAS that represents a valuable service (a gateway that interworks SIP requests with traditional telephone calls, for example) might want to control access to its resources by authenticating requests that it receives. Even end-user UAs, for example SIP phones, have an interest in ascertaining the identities of originators of requests.

This threat demonstrates the need for security services that enable SIP entities to authenticate the originators of requests.

26.1.2 Impersonating a Server

The domain to which a request is destined is generally specified in the Request-URI. UAs commonly contact a server in this domain directly in order to deliver a request. However, there is always a possibility that an attacker could impersonate the remote server, and that the UA's request could be intercepted by some other party.

For example, consider a case in which a redirect server at one domain, chicago.com, impersonates a redirect server at another domain, biloxi.com. A user agent sends a request to biloxi.com, but the redirect server at chicago.com answers with a forged response that has appropriate SIP header fields for a response from biloxi.com. The forged contact addresses in the redirection response could direct the originating UA to inappropriate or insecure resources, or simply prevent requests for biloxi.com from succeeding.

This family of threats has a vast membership, many of which are critical. As a converse to the registration hijacking threat, consider the case in which a registration sent to biloxi.com is intercepted by chicago.com, which replies to the intercepted registration with a forged 301 (Moved Permanently) response. This response might seem to come from biloxi.com yet designate chicago.com as the appropriate registrar. All future REGISTER requests from the originating UA would then go to chicago.com.

Prevention of this threat requires a means by which UAs can authenticate the servers to whom they send requests.

26.1.3 Tampering with Message Bodies

As a matter of course, SIP UAs route requests through trusted proxy servers. Regardless of how that trust is established (authentication of proxies is discussed elsewhere in this section), a UA may trust a proxy server to route a request, but not to inspect or possibly modify the bodies contained in that request.

Consider a UA that is using SIP message bodies to communicate session encryption keys for a media session. Although it trusts the proxy server of the domain it is contacting to deliver signaling properly, it may not want the administrators of that domain to be capable of decrypting any subsequent media session. Worse yet, if the proxy server were actively malicious, it could modify the session key, either acting as a man-in-the-middle, or perhaps changing the security characteristics requested by the originating UA.

This family of threats applies not only to session keys, but to most conceivable forms of content carried end-to-end in SIP. These might include MIME bodies that should be rendered to the user, SDP, or encapsulated telephony signals, among others. Attackers might attempt to modify SDP bodies, for example, in order to point RTP media streams to a wiretapping device in order to eavesdrop on subsequent voice communications.

Also note that some header fields in SIP are meaningful end-to-end, for example, **Subject**. UAs might be protective of these header fields as well as bodies (a malicious intermediary changing the **Subject** header field might make an important request appear to be spam, for example). However, since many header fields are legitimately inspected or altered by proxy servers as a request is routed, not all header fields should be secured end-to-end.

For these reasons, the UA might want to secure SIP message bodies, and in some limited cases header fields, end-to-end. The security services required for bodies include confidentiality, integrity, and authentication. These end-to-end services should be independent of the means used to secure interactions with intermediaries such as proxy servers.

26.1.4 Tearing Down Sessions

Once a dialog has been established by initial messaging, subsequent requests can be sent that modify the state of the dialog and/or session. It is critical that principals in a session can be certain that such requests are not forged by attackers.

Consider a case in which a third-party attacker captures some initial messages in a dialog shared by two parties in order to learn the parameters of the session (**To** tag, **From** tag, and so forth) and then inserts a **BYE** request into the session. The attacker could opt to forge the request such that it seemed to come from either participant. Once the **BYE** is received by its target, the session will be torn down prematurely.

Similar mid-session threats include the transmission of forged re-**INVITE**s that alter the session (possibly to reduce session security or redirect media streams as part of a wiretapping attack).

The most effective countermeasure to this threat is the authentication of the sender of the **BYE**. In this instance, the recipient needs only know that the **BYE** came from the same party with whom the corresponding dialog was established (as opposed to ascertaining the absolute identity of the sender). Also, if the attacker is unable to learn the parameters of the session due to confidentiality, it would not be possible to forge the **BYE**. However, some intermediaries (like proxy servers) will need to inspect those parameters as the session is established.

26.1.5 Denial of Service and Amplification

Denial-of-service attacks focus on rendering a particular network element unavailable, usually by directing an excessive amount of network traffic at its interfaces. A distributed denial-of-service attack allows one network user to cause multiple network hosts to flood a target host with a large amount of network traffic.

In many architectures, SIP proxy servers face the public Internet in order to accept requests from world-wide IP endpoints. SIP creates a number of potential opportunities for distributed denial-of-service attacks that must be recognized and addressed by the implementers and operators of SIP systems.

Attackers can create bogus requests that contain a falsified source IP address and a corresponding *Via* header field that identify a targeted host as the originator of the request and then send this request to a large number of SIP network elements, thereby using hapless SIP UAs or proxies to generate denial-of-service traffic aimed at the target.

Similarly, attackers might use falsified *Route* header field values in a request that identify the target host and then send such messages to forking proxies that will amplify messaging sent to the target. *Record-Route* could be used to similar effect when the attacker is certain that the SIP dialog initiated by the request will result in numerous transactions originating in the backwards direction.

A number of denial-of-service attacks open up if *REGISTER* requests are not properly authenticated and authorized by registrars. Attackers could de-register some or all users in an administrative domain, thereby preventing these users from being invited to new sessions. An attacker could also register a large number of contacts designating the same host for a given address-of-record in order to use the registrar and any associated proxy servers as amplifiers in a denial-of-service attack. Attackers might also attempt to deplete available memory and disk resources of a registrar by registering huge numbers of bindings.

The use of multicast to transmit SIP requests can greatly increase the potential for denial-of-service attacks.

These problems demonstrate a general need to define architectures that minimize the risks of denial-of-service, and the need to be mindful in recommendations for security mechanisms of this class of attacks.

26.2 Security Mechanisms

From the threats described above, we gather that the fundamental security services required for the SIP protocol are: preserving the confidentiality and integrity of messaging, preventing replay attacks or message spoofing, providing for the authentication and privacy of the participants in a session, and preventing denial-of-service attacks. Bodies within SIP messages separately require the security services of confidentiality, integrity, and authentication.

Rather than defining new security mechanisms specific to SIP, SIP reuses wherever possible existing security models derived from the HTTP and SMTP space.

Full encryption of messages provides the best means to preserve the confidentiality of signaling - it can also guarantee that messages are not modified by any malicious intermediaries. However, SIP requests and responses cannot be naively encrypted end-to-end in their entirety because message fields such as the *Request-URI*, *Route*, and *Via* need to be visible to proxies in most network architectures so that SIP requests are routed correctly. Note that proxy servers need to modify some features of messages as well (such as adding *Via* header field values) in order for SIP to function. Proxy servers must therefore be trusted, to some degree, by SIP UAs. To this purpose, low-layer security mechanisms for SIP are recommended, which encrypt the entire SIP requests or responses on the wire on a hop-by-hop basis, and that allow endpoints to verify the identity of proxy servers to whom they send requests.

SIP entities also have a need to identify one another in a secure fashion. When a SIP endpoint asserts

the identity of its user to a peer UA or to a proxy server, that identity should in some way be verifiable. A cryptographic authentication mechanism is provided in SIP to address this requirement.

An independent security mechanism for SIP message bodies supplies an alternative means of end-to-end mutual authentication, as well as providing a limit on the degree to which user agents must trust intermediaries.

26.2.1 Transport and Network Layer Security

Transport or network layer security encrypts signaling traffic, guaranteeing message confidentiality and integrity.

Oftentimes, certificates are used in the establishment of lower-layer security, and these certificates can also be used to provide a means of authentication in many architectures.

Two popular alternatives for providing security at the transport and network layer are, respectively, TLS [24] and IPsec [25].

IPsec is a set of network-layer protocol tools that collectively can be used as a secure replacement for traditional IP (Internet Protocol). IPsec is most commonly used in architectures in which a set of hosts or administrative domains have an existing trust relationship with one another. IPsec is usually implemented at the operating system level in a host, or on a security gateway that provides confidentiality and integrity for all traffic it receives from a particular interface (as in a VPN architecture). IPsec can also be used on a hop-by-hop basis.

In many architectures IPsec does not require integration with SIP applications; IPsec is perhaps best suited to deployments in which adding security directly to SIP hosts would be arduous. UAs that have a pre-shared keying relationship with their first-hop proxy server are also good candidates to use IPsec. Any deployment of IPsec for SIP would require an IPsec profile describing the protocol tools that would be required to secure SIP. No such profile is given in this document.

TLS provides transport-layer security over connection-oriented protocols (for the purposes of this document, TCP); "tls" (signifying TLS over TCP) can be specified as the desired transport protocol within a Via header field value or a SIP-URI. TLS is most suited to architectures in which hop-by-hop security is required between hosts with no pre-existing trust association. For example, Alice trusts her local proxy server, which after a certificate exchange decides to trust Bob's local proxy server, which Bob trusts, hence Bob and Alice can communicate securely.

TLS must be tightly coupled with a SIP application. Note that transport mechanisms are specified on a hop-by-hop basis in SIP, thus a UA that sends requests over TLS to a proxy server has no assurance that TLS will be used end-to-end.

The TLS_RSA_WITH_AES_128_CBC_SHA ciphersuite MUST be supported at a minimum by implementers when TLS is used in a SIP application. For purposes of backwards compatibility, proxy servers, redirect servers, and registrars SHOULD support TLS_RSA_WITH_3DES_EDE_CBC_SHA. Implementers MAY also support any other ciphersuite.

26.2.2 SIPS URI Scheme

The SIPS URI scheme adheres to the syntax of the SIP URI (described in 19), although the scheme string is "sips" rather than "sip". The semantics of SIPS are very different from the SIP URI, however. SIPS allows resources to specify that they should be reached securely.

A SIPS URI can be used as an address-of-record for a particular user - the URI by which the user is canonically known (on their business cards, in the From header field of their requests, in the To header field

of REGISTER requests). When used as the Request-URI of a request, the SIPS scheme signifies that each hop over which the request is forwarded, until the request reaches the SIP entity responsible for the domain portion of the Request-URI, must be secured with TLS; once it reaches the domain in question it is handled in accordance with local security and routing policy, quite possibly using TLS for any last hop to a UAS. When used by the originator of a request (as would be the case if they employed a SIPS URI as the address-of-record of the target), SIPS dictates that the entire request path to the target domain be so secured.

The SIPS scheme is applicable to many of the other ways in which SIP URIs are used in SIP today in addition to the Request-URI, including in addresses-of-record, contact addresses (the contents of Contact headers, including those of REGISTER methods), and Route headers. In each instance, the SIPS URI scheme allows these existing fields to designate secure resources. The manner in which a SIPS URI is dereferenced in any of these contexts has its own security properties which are detailed in [4].

The use of SIPS in particular entails that mutual TLS authentication SHOULD be employed, as SHOULD the ciphersuite TLS_RSA_WITH_AES_128_CBC_SHA. Certificates received in the authentication process SHOULD be validated with root certificates held by the client; failure to validate a certificate SHOULD result in the failure of the request.

motivationNote that in the SIPS URI scheme, transport is independent of TLS, and thus “sips:alice@atlanta.com;transport=tls” and “sips:alice@atlanta.com;transport=sctp” are both valid (although note that UDP is not a valid transport for SIPS). The use of “transport=tls” has consequently been deprecated, partly because it was specific to a single hop of the request. This is a change since RFC 2543.

Users that distribute a SIPS URI as an address-of-record may elect to operate devices that refuse requests over insecure transports.

26.2.3 HTTP Authentication

SIP provides a challenge capability, based on HTTP authentication, that relies on the 401 and 407 response codes as well as header fields for carrying challenges and credentials. Without significant modification, the reuse of the HTTP Digest authentication scheme in SIP allows for replay protection and one-way authentication.

The usage of Digest authentication in SIP is detailed in Section 22.

26.2.4 S/MIME

As is discussed above, encrypting entire SIP messages end-to-end for the purpose of confidentiality is not appropriate because network intermediaries (like proxy servers) need to view certain header fields in order to route messages correctly, and if these intermediaries are excluded from security associations, then SIP messages will essentially be non-routable.

However, S/MIME allows SIP UAs to encrypt MIME bodies within SIP, securing these bodies end-to-end without affecting message headers. S/MIME can provide end-to-end confidentiality and integrity for message bodies, as well as mutual authentication. It is also possible to use S/MIME to provide a form of integrity and confidentiality for SIP header fields through SIP message tunneling.

The usage of S/MIME in SIP is detailed in Section 23.

26.3 Implementing Security Mechanisms

26.3.1 Requirements for Implementers of SIP

Proxy servers, redirect servers, and registrars **MUST** implement TLS, and **MUST** support both mutual and one-way authentication. It is strongly **RECOMMENDED** that UAs be capable initiating TLS; UAs **MAY** also be capable of acting as a TLS server. Proxy servers, redirect servers, and registrars **SHOULD** possess a site certificate whose subject corresponds to their canonical hostname. UAs **MAY** have certificates of their own for mutual authentication with TLS, but no provisions are set forth in this document for their use. All SIP elements that support TLS **MUST** have a mechanism for validating certificates received during TLS negotiation; this entails possession of one or more root certificates issued by certificate authorities (preferably well-known distributors of site certificates comparable to those that issue root certificates for web browsers).

All SIP elements that support TLS **MUST** also support the SIPS URI scheme.

Proxy servers, redirect servers, registrars, and UAs **MAY** also implement IPsec or other lower-layer security protocols.

When a UA attempts to contact a proxy server, redirect server, or registrar, the UAC **SHOULD** initiate a TLS connection over which it will send SIP messages. In some architectures, UASs **MAY** receive requests over such TLS connections as well.

Proxy servers, redirect servers, registrars, and UAs **MUST** implement Digest Authorization, encompassing all of the aspects required in 22. Proxy servers, redirect servers, and registrars **SHOULD** be configured with at least one Digest realm, and at least one "realm" string supported by a given server **SHOULD** correspond to the server's hostname or domainname.

UAs **MAY** support the signing and encrypting of MIME bodies, and transference of credentials with S/MIME as described in Section 23. If a UA holds one or more root certificates of certificate authorities in order to validate certificates for TLS or IPsec, it **SHOULD** be capable of reusing these to verify S/MIME certificates, as appropriate. A UA **MAY** hold root certificates specifically for validating S/MIME certificates.

Note that it is anticipated that future security extensions may upgrade the normative strength associated with S/MIME as S/MIME implementations appear and the problem space becomes better understood.

26.3.2 Security Solutions

The operation of these security mechanisms in concert can follow the existing web and email security models to some degree. At a high level, UAs authenticate themselves to servers (proxy servers, redirect servers, and registrars) with a Digest username and password; servers authenticate themselves to UAs one hop away, or to another server one hop away (and vice versa), with a site certificate delivered by TLS.

On a peer-to-peer level, UAs trust the network to authenticate one another ordinarily; however, S/MIME can also be used to provide direct authentication when the network does not, or if the network itself is not trusted.

The following is an illustrative example in which these security mechanisms are used by various UAs and servers to prevent the sorts of threats described in Section 26.1. While implementers and network administrators **MAY** follow the normative guidelines given in the remainder of this section, these are provided only as example implementations.

26.3.2.1 Registration When a UA comes online and registers with its local administrative domain, it SHOULD establish a TLS connection with its registrar (Section 10 describes how the UA reaches its registrar). The registrar SHOULD offer a certificate to the UA, and the site identified by the certificate MUST correspond with the domain in which the UA intends to register; for example, if the UA intends to register the address-of-record 'alice@atlanta.com', the site certificate must identify a host within the atlanta.com domain (such as sip.atlanta.com). When it receives the TLS Certificate message, the UA SHOULD verify the certificate and inspect the site identified by the certificate. If the certificate is invalid, revoked, or if it does not identify the appropriate party, the UA MUST NOT send the REGISTER message and otherwise proceed with the registration.

When a valid certificate has been provided by the registrar, the UA knows that the registrar is not an attacker who might redirect the UA, steal passwords, or attempt any similar attacks.

The UA then creates a REGISTER request that SHOULD be addressed to a Request-URI corresponding to the site certificate received from the registrar. When the UA sends the REGISTER request over the existing TLS connection, the registrar SHOULD challenge the request with a 401 (Proxy Authentication Required) response. The "realm" parameter within the Proxy-Authenticate header field of the response SHOULD correspond to the domain previously given by the site certificate. When the UAC receives the challenge, it SHOULD either prompt the user for credentials or take an appropriate credential from a keyring corresponding to the "realm" parameter in the challenge. The username of this credential SHOULD correspond with the "userinfo" portion of the URI in the To header field of the REGISTER request. Once the Digest credentials have been inserted into an appropriate Proxy-Authorization header field, the REGISTER should be resubmitted to the registrar.

Since the registrar requires the user agent to authenticate itself, it would be difficult for an attacker to forge REGISTER requests for the user's address-of-record. Also note that since the REGISTER is sent over a confidential TLS connection, attackers will not be able to intercept the REGISTER to record credentials for any possible replay attack.

Once the registration has been accepted by the registrar, the UA SHOULD leave this TLS connection open provided that the registrar also acts as the proxy server to which requests are sent for users in this administrative domain. The existing TLS connection will be reused to deliver incoming requests to the UA that has just completed registration.

Because the UA has already authenticated the server on the other side of the TLS connection, all requests that come over this connection are known to have passed through the proxy server - attackers cannot create spoofed requests that appear to have been sent through that proxy server.

26.3.2.2 Interdomain Requests Now let's say that Alice's UA would like to initiate a session with a user in a remote administrative domain, namely "bob@biloxi.com". We will also say that the local administrative domain (atlanta.com) has a local outbound proxy.

The proxy server that handles inbound requests for an administrative domain MAY also act as a local outbound proxy; for simplicity's sake we'll assume this to be the case for atlanta.com (otherwise the user agent would initiate a new TLS connection to a separate server at this point). Assuming that the client has completed the registration process described in the preceding section, it SHOULD reuse the TLS connection to the local proxy server when it sends an INVITE request to another user. The UA SHOULD reuse cached credentials in the INVITE to avoid prompting the user unnecessarily.

When the local outbound proxy server has validated the credentials presented by the UA in the INVITE, it SHOULD inspect the Request-URI to determine how the message should be routed (see [4]). If the

“domainname” portion of the Request-URI had corresponded to the local domain (atlanta.com) rather than biloxi.com, then the proxy server would have consulted its location service to determine how best to reach the requested user.

Had “alice@atlanta.com” been attempting to contact, say, “alex@atlanta.com”, the local proxy would have proxied to the request to the TLS connection Alex had established with the registrar when he registered. Since Alex would receive this request over his authenticated channel, he would be assured that Alice’s request had been authorized by the proxy server of the local administrative domain.

However, in this instance the Request-URI designates a remote domain. The local outbound proxy server at atlanta.com SHOULD therefore establish a TLS connection with the remote proxy server at biloxi.com. Since both of the participants in this TLS connection are servers that possess site certificates, mutual TLS authentication SHOULD occur. Each side of the connection SHOULD verify and inspect the certificate of the other, noting the domain name that appears in the certificate for comparison with the header fields of SIP messages. The atlanta.com proxy server, for example, SHOULD verify at this stage that the certificate received from the remote side corresponds with the biloxi.com domain. Once it has done so, and TLS negotiation has completed, resulting in a secure channel between the two proxies, the atlanta.com proxy can forward the INVITE request to biloxi.com.

The proxy server at biloxi.com SHOULD inspect the certificate of the proxy server at atlanta.com in turn and compare the domain asserted by the certificate with the “domainname” portion of the From header field in the INVITE request. The biloxi proxy MAY have a strict security policy that requires it to reject requests that do not match the administrative domain from which they have been proxied.

Such security policies could be instituted to prevent the SIP equivalent of SMTP ‘open relays’ that are frequently exploited to generate spam.

This policy, however, only guarantees that the request came from the domain it ascribes to itself; it does not allow biloxi.com to ascertain how atlanta.com authenticated Alice. Only if biloxi.com has some other way of knowing atlanta.com’s authentication policies could it possibly ascertain how Alice proved her identity. biloxi.com might then institute an even stricter policy that forbids requests that come from domains that are not known administratively to share a common authentication policy with biloxi.com.

Once the INVITE has been approved by the biloxi proxy, the proxy server SHOULD identify the existing TLS channel, if any, associated with the user targeted by this request (in this case “bob@biloxi.com”). The INVITE should be proxied through this channel to Bob. Since the request is received over a TLS connection that had previously been authenticated as the biloxi proxy, Bob knows that the From header field was not tampered with and that atlanta.com has validated Alice, although not necessarily whether or not to trust Alice’s identity.

Before they forward the request, both proxy servers SHOULD add a Record-Route header field to the request so that all future requests in this dialog will pass through the proxy servers. The proxy servers can thereby continue to provide security services for the lifetime of this dialog. If the proxy servers do not add themselves to the Record-Route, future messages will pass directly end-to-end between Alice and Bob without any security services (unless the two parties agree on some independent end-to-end security such as S/MIME). In this respect the SIP trapezoid model can provide a nice structure where conventions of agreement between the site proxies can provide a reasonably secure channel between Alice and Bob.

An attacker preying on this architecture would, for example, be unable to forge a BYE request and insert it into the signaling stream between Bob and Alice because the attacker has no way of ascertaining the parameters of the session and also because the integrity mechanism transitively protects the traffic between Alice and Bob.

26.3.2.3 Peer to Peer Requests Alternatively, consider a UA asserting the identity "carol@chicago.com" that has no local outbound proxy. When Carol wishes to send an INVITE to "bob@biloxi.com", her UA SHOULD initiate a TLS connection with the biloxi proxy directly (using the mechanism described in [4] to determine how to best to reach the given Request-URI). When her UA receives a certificate from the biloxi proxy, it SHOULD be verified normally before she passes her INVITE across the TLS connection. However, Carol has no means of proving her identity to the biloxi proxy, but she does have a CMS-detached signature over a "message/sip" body in the INVITE. It is unlikely in this instance that Carol would have any credentials in the biloxi.com realm, since she has no formal association with biloxi.com. The biloxi proxy MAY also have a strict policy that precludes it from even bothering to challenge requests that do not have biloxi.com in the "domainname" portion of the From header field - it treats these users as unauthenticated.

The biloxi proxy has a policy for Bob that all non-authenticated requests should be redirected to the appropriate contact address registered against 'bob@biloxi.com', namely <sip:bob@192.0.2.4>. Carol receives the redirection response over the TLS connection she established with the biloxi proxy, so she trusts the veracity of the contact address.

Carol SHOULD then establish a TCP connection with the designated address and send a new INVITE with a Request-URI containing the received contact address (recomputing the signature in the body as the request is readied). Bob receives this INVITE on an insecure interface, but his UA inspects and, in this instance, recognizes the From header field of the request and subsequently matches a locally cached certificate with the one presented in the signature of the body of the INVITE. He replies in similar fashion, authenticating himself to Carol, and a secure dialog begins.

Sometimes firewalls or NATs in an administrative domain could preclude the establishment of a direct TCP connection to a UA. In these cases, proxy servers could also potentially relay requests to UAs in a way that has no trust implications (for example, forgoing an existing TLS connection and forwarding the request over cleartext TCP) as local policy dictates.

26.3.2.4 DoS Protection In order to minimize the risk of a denial-of-service attack against architectures using these security solutions, implementers should take note of the following guidelines.

When the host on which a SIP proxy server is operating is routable from the public Internet, it SHOULD be deployed in an administrative domain with defensive operational policies (blocking source-routed traffic, preferably filtering ping traffic). Both TLS and IPSec can also make use of bastion hosts at the edges of administrative domains that participate in the security associations to aggregate secure tunnels and sockets. These bastion hosts can also take the brunt of denial-of-service attacks, ensuring that SIP hosts within the administrative domain are not encumbered with superfluous messaging.

No matter what security solutions are deployed, floods of messages directed at proxy servers can lock up proxy server resources and prevent desirable traffic from reaching its destination. There is a computational expense associated with processing a SIP transaction at a proxy server, and that expense is greater for stateful proxy servers than it is for stateless proxy servers. Therefore, stateful proxies are more susceptible to flooding than stateless proxy servers.

UAs and proxy servers SHOULD challenge questionable requests with only a *single* 401 (Unauthorized) or 407 (Proxy Authentication Required), forgoing the normal response retransmission algorithm, and thus behaving statelessly towards unauthenticated requests.

Retransmitting the 401 (Unauthorized) or 407 (Proxy Authentication Required) status response amplifies the problem of an attacker using a falsified header field value (such as Via) to direct traffic to a third party.

In summary, the mutual authentication of proxy servers through mechanisms such as TLS significantly reduces the potential for rogue intermediaries to introduce falsified requests or responses that can deny

service. This commensurately makes it harder for attackers to make innocent SIP nodes into agents of amplification.

26.4 Limitations

Although these security mechanisms, when applied in a judicious manner, can thwart many threats, there are limitations in the scope of the mechanisms that must be understood by implementers and network operators.

26.4.1 HTTP Digest

One of the primary limitations of using HTTP Digest in SIP is that the integrity mechanisms in Digest do not work very well for SIP. Specifically, they offer protection of the Request-URI and the method of a message, but not for any of the header fields that UAs would most likely wish to secure.

The existing replay protection mechanisms described in RFC 2617 also have some limitations for SIP. The next-nonce mechanism, for example, does not support pipelined requests. The nonce-count mechanism should be used for replay protection.

Another limitation of HTTP Digest is the scope of realms. Digest is valuable when a user wants to authenticate themselves to a resource with which they have a pre-existing association, like a service provider of which the user is a customer (which is quite a common scenario and thus Digest provides an extremely useful function). By way of contrast, the scope of TLS is interdomain or multirealm, since certificates are often globally verifiable, so that the UA can authenticate the server with no pre-existing association.

26.4.2 S/MIME

The largest outstanding defect with the S/MIME mechanism is the lack of a prevalent public key infrastructure for end users. If self-signed certificates (or certificates that cannot be verified by one of the participants in a dialog) are used, the SIP-based key exchange mechanism described in Section 23.2 is susceptible to a man-in-the-middle attack with which an attacker can potentially inspect and modify S/MIME bodies. The attacker needs to intercept the first exchange of keys between the two parties in a dialog, remove the existing CMS-detached signatures from the request and response, and insert a different CMS-detached signature containing a certificate supplied by the attacker (but which seems to be a certificate for the proper address-of-record). Each party will think they have exchanged keys with the other, when in fact each has the public key of the attacker.

It is important to note that the attacker can only leverage this vulnerability on the first exchange of keys between two parties - on subsequent occasions, the alteration of the key would be noticeable to the UAs. It would also be difficult for the attacker to remain in the path of all future dialogs between the two parties over time (as potentially days, weeks, or years pass).

SSH is susceptible to the same man-in-the-middle attack on the first exchange of keys; however, it is widely acknowledged that while SSH is not perfect, it does improve the security of connections. The use of key fingerprints could provide some assistance to SIP, just as it does for SSH. For example, if two parties use SIP to establish a voice communications session, each could read off the fingerprint of the key they received from the other, which could be compared against the original. It would certainly be more difficult for the man-in-the-middle to emulate the voices of the participants than their signaling (a practice that was used with the Clipper chip-based secure telephone).

The S/MIME mechanism allows UAs to send encrypted requests without preamble if they possess a certificate for the destination address-of-record on their keyring. However, it is possible that any particular

device registered for an address-of-record will not hold the certificate that has been previously employed by the device's current user, and that it will therefore be unable to process an encrypted request properly, which could lead to some avoidable error signaling. This is especially likely when an encrypted request is forked.

The keys associated with S/MIME are most useful when associated with a particular user (an address-of-record) rather than a device (a UA). When users move between devices, it may be difficult to transport private keys securely between UAs; how such keys might be acquired by a device is outside the scope of this document.

Another, more prosaic difficulty with the S/MIME mechanism is that it can result in very large messages, especially when the SIP tunneling mechanism described in Section 23.4 is used. For that reason, it is RECOMMENDED that TCP should be used as a transport protocol when S/MIME tunneling is employed.

26.4.3 TLS

The most commonly voiced concern about TLS is that it cannot run over UDP; TLS requires a connection-oriented underlying transport protocol, which for the purposes of this document means TCP.

It may also be arduous for a local outbound proxy server and/or registrar to maintain many simultaneous long-lived TLS connections with numerous UAs. This introduces some valid scalability concerns, especially for intensive ciphersuites. Maintaining redundancy of long-lived TLS connections, especially when a UA is solely responsible for their establishment, could also be cumbersome.

TLS only allows SIP entities to authenticate servers to which they are adjacent; TLS offers strictly hop-by-hop security. Neither TLS, nor any other mechanism specified in this document, allows clients to authenticate proxy servers to whom they cannot form a direct TCP connection.

26.4.4 SIPS URIs

Actually using TLS on every segment of a request path entails that the terminating UAS must be reachable over TLS (perhaps registering with a SIPS URI as a contact address). This is the preferred use of SIPS. Many valid architectures, however, use TLS to secure part of the request path, but rely on some other mechanism for the final hop to a UAS, for example. Thus SIPS cannot guarantee that TLS usage will be truly end-to-end. Note that since many UAs will not accept incoming TLS connections, even those UAs that do support TLS may be required to maintain persistent TLS connections as described in the TLS limitations section above in order to receive requests over TLS as a UAS.

Location services are not required to provide a SIPS binding for a SIPS Request-URI. Although location services are commonly populated by user registrations (as described in Section 10.2.1), various other protocols and interfaces could conceivably supply contact addresses for an AOR, and these tools are free to map SIPS URIs to SIP URIs as appropriate. When queried for bindings, a location service returns its contact addresses without regard for whether it received a request with a SIPS Request-URI. If a redirect server is accessing the location service, it is up to the entity that processes the Contact header field of a redirection to determine the propriety of the contact addresses.

Ensuring that TLS will be used for all of the request segments up to the target domain is somewhat complex. It is possible that cryptographically authenticated proxy servers along the way that are non-compliant or compromised may choose to disregard the forwarding rules associated with SIPS (and the general forwarding rules in Section 16.6). Such malicious intermediaries could, for example, retarget a request from a SIPS URI to a SIP URI in an attempt to downgrade security.

Alternatively, an intermediary might legitimately retarget a request from a SIP to a SIPS URI. Recipients of a request whose Request-URI uses the SIPS URI scheme thus cannot assume on the basis of the

Request-URI alone that SIPS was used for the entire request path (from the client onwards).

To address these concerns, it is RECOMMENDED that recipients of a request whose Request-URI contains a SIP or SIPS URI inspect the To header field value to see if it contains a SIPS URI (though note that it does not constitute a breach of security if this URI has the same scheme but is not equivalent to the URI in the To header field). Although clients may choose to populate the Request-URI and To header field of a request differently, when SIPS is used this disparity could be interpreted as a possible security violation, and the request could consequently be rejected by its recipient. Recipients MAY also inspect the Via header chain in order to double-check whether or not TLS was used for the entire request path until the local administrative domain was reached. S/MIME may also be used by the originating UAC to help ensure that the original form of the To header field is carried end-to-end.

If the UAS has reason to believe that the scheme of the Request-URI has been improperly modified in transit, the UA SHOULD notify its user of a potential security breach.

As a further measure to prevent downgrade attacks, entities that accept only SIPS requests MAY also refuse connections on insecure ports.

End users will undoubtedly discern the difference between SIPS and SIP URIs, and they may manually edit them in response to stimuli. This can either benefit or degrade security. For example, if an attacker corrupts a DNS cache, inserting a fake record set that effectively removes all SIPS records for a proxy server, then any SIPS requests that traverse this proxy server may fail. When a user, however, sees that repeated calls to a SIPS AOR are failing, they could on some devices manually convert the scheme from SIPS to SIP and retry. Of course, there are some safeguards against this (if the destination UA is truly paranoid it could refuse all non-SIPS requests), but it is a limitation worth noting. On the bright side, users might also divine that 'SIPS' would be valid even when they are presented only with a SIP URI.

26.5 Privacy

SIP messages frequently contain sensitive information about their senders - not just what they have to say, but with whom they communicate, when they communicate and for how long, and from where they participate in sessions. Many applications and their users require that this sort of private information be hidden from any parties that do not need to know it.

Note that there are also less direct ways in which private information can be divulged. If a user or service chooses to be reachable at an address that is guessable from the person's name and organizational affiliation (which describes most addresses-of-record), the traditional method of ensuring privacy by having an unlisted "phone number" is compromised. A user location service can infringe on the privacy of the recipient of a session invitation by divulging their specific whereabouts to the caller; an implementation consequently SHOULD be able to restrict, on a per-user basis, what kind of location and availability information is given out to certain classes of callers. This is a whole class of problem that is expected to be studied further in ongoing SIP work.

In some cases, users may want to conceal personal information in header fields that convey identity. This can apply not only to the From and related headers representing the originator of the request, but also the To - it may not be appropriate to convey to the final destination a speed-dialing nickname, or an unexpanded identifier for a group of targets, either of which would be removed from the Request-URI as the request is routed, but not changed in the To header field if the two were initially identical. Thus it MAY be desirable for privacy reasons to create a To header field that differs from the Request-URI.

27 IANA Considerations

All method names, header field names, status codes, and option tags used in SIP applications are registered with IANA through instructions in an IANA Considerations section in an RFC.

27.1 Option Tags

Option tags are used in header fields such as **Require**, **Supported**, **Proxy-Require**, and **Unsupported** in support of SIP compatibility mechanisms for extensions (Section 19.2). The option tag itself is a string that is associated with a particular SIP option (that is, an extension). It identifies the option to SIP endpoints.

Option tags are registered by the IANA when they are published in standards track RFCs. The IANA Considerations section of the RFC must include the following information, which appears in the IANA registry along with the RFC number of the publication.

- Name and description of option. The name MAY be of any length, but SHOULD be no more than twenty characters long. The name MUST consist of alphanum (Section 25) characters only.
- An option tag token.
- A short descriptive line about the option.

27.2 Warn-Codes

Warning codes provide information supplemental to the status code in SIP response messages when the failure of the transaction results from a Session Description Protocol (SDP) (RFC 2327 [1]). New “warn-code” values can be registered with IANA as they arise.

The “warn-code” consists of three digits. A first digit of “3” indicates warnings specific to SIP.

Warnings 300 through 329 are reserved for indicating problems with keywords in the session description, 330 through 339 are warnings related to basic network services requested in the session description, 370 through 379 are warnings related to quantitative QoS parameters requested in the session description, and 390 through 399 are miscellaneous warnings that do not fall into one of the above categories.

1xx and 2xx have been taken by HTTP/1.1.

27.3 Header Field Names

The following information needs to be provided to IANA in order to register a new header field name:

- The name and email address of the individual performing the registration;
- the name of the header field being registered;
- a compact form version for that header field, if one is defined;
- the name of the draft or RFC where the header field is defined;
- a copy of the draft or RFC where the header field is defined.

Some common and widely used header fields MAY be assigned one-letter compact forms (Section 7.3.3). Compact forms can only be assigned after SIP working group review. In the absence of this working group, a designated expert reviews the request.

27.4 Method and Response Codes

The following information needs to be provided to IANA in order to register a new response code or method:

- The name and email address of the individual performing the registration;
- the number of the response code or name of the method being registered;
- the default reason phrase for that status code, if applicable;
- the name of the draft or RFC where the method or status code is defined;
- a copy of the draft or RFC where the method or status code is defined.

27.5 The “message/sip” MIME type.

This document registers the “message/sip” MIME media type in order to allow SIP messages to be tunneled as bodies within SIP, primarily for end-to-end security purposes. This media type is defined by the following information:

Media type name: message
Media subtype name: sip
Required parameters: none
Optional parameters: version
 version: The SIP-Version number of the enclosed message
 (e.g., "2.0"). If not present, the version defaults to "2.0".
Encoding scheme: 8-bit or binary, and see below.
Security considerations: see below

SIP uses the UTF-8 charset over 8-bit text encoding for headers. While most header field names and values will lie in the 7-bit ASCII compatible range, header field values and SIP bodies may contain 8-bit values, and moreover some body parts may in turn contain binary data. The overall encoding of a “message/sip” body therefore depends on any nested MIME body it contains. If the nested MIME body requires binary encoding, the entire “message/sip” body MUST use binary encoding. Otherwise, the “message/sip” body MUST use 8-bit encoding.

Motivation and examples of this usage as a security mechanism in concert with S/MIME are given in 23.4.

27.6 New Content-Disposition Parameter Registrations

This document also registers four new Content-Disposition header “disposition-types”: alert, icon, session and render. The authors request that these values be recorded in the IANA registry for Content-Disposition.

Descriptions of these “disposition-types”, including motivation and examples, are given in Section 20.11. Short descriptions suitable for the IANA registry are:

alert the body is a custom ring tone to alert the user

6324 icon the body is displayed as an icon to the user
6325 render the body should be displayed to the user
6326 session the body is an RFC2327 SDP body

6327 28 Changes From RFC 2543

6328 This RFC revises RFC 2543. It is mostly backwards compatible with RFC 2543. The changes described here
6329 fix many errors discovered in RFC 2543 and provide information on scenarios not detailed in RFC 2543.
6330 The protocol has been presented in a more cleanly layered model here.

6331 We break the differences into functional behavior that is a substantial change from RFC 2543, which has
6332 impact on interoperability or correct operation in some cases, and functional behavior that is different from
6333 RFC 2543 but not a potential source of interoperability problems. There have been countless clarifications
6334 as well, which are not documented here.

6335 28.1 Major Functional Changes

- 6336 • When a UAC wishes to terminate a call before it has been answered, it sends CANCEL. If the original
6337 INVITE still returns a 2xx, the UAC then sends BYE. BYE can only be sent on an existing call leg
6338 (now called a dialog in this RFC), whereas it could be sent at any time in RFC 2543.
- 6339 • The SIP BNF was converted to be RFC 2234 compliant.
- 6340 • SIP URL BNF was made more general, allowing a greater set of characters in the user part. Fur-
6341 thermore, comparison rules were simplified to be primarily case-insensitive, and detailed handling of
6342 comparison in the presence of parameters was described. The most substantial change is that a URI
6343 with a parameter with the default value does not match a URI without that parameter.
- 6344 • Removed Via hiding. It had serious trust issues, since it relied on the next hop to perform the obfus-
6345 cation process. Instead, Via hiding can be done as a local implementation choice in stateful proxies,
6346 and thus is no longer documented.
- 6347 • In RFC 2543, CANCEL and INVITE transactions were intermingled. They are separated now. When
6348 a user sends an INVITE and then a CANCEL, the INVITE transaction still terminates normally. A
6349 UAS needs to respond to the original INVITE request with a 487 response.
- 6350 • Similarly, CANCEL and BYE transactions were intermingled; RFC 2543 allowed the UAS not to
6351 send a response to INVITE when a BYE was received. That is disallowed here. The original INVITE
6352 needs a response.
- 6353 • In RFC 2543, UAs needed to support only UDP. In this RFC, UAs need to support both UDP and
6354 TCP.
- 6355 • In RFC 2543, a forking proxy only passed up one challenge from downstream elements in the event
6356 of multiple challenges. In this RFC, proxies are supposed to collect all challenges and place them into
6357 the forwarded response.
- 6358 • In Digest credentials, the URI needs to be quoted; this is unclear from RFC 2617 and RFC 2069 which
6359 are both inconsistent on it.

- SDP processing has been split off into a separate specification [13], and more fully specified as a formal offer/answer exchange process that is effectively tunneled through SIP. SDP is allowed in INVITE/200 or 200/ACK for baseline SIP implementations; RFC 2543 alluded to the ability to use it in INVITE, 200, and ACK in a single transaction, but this was not well specified. More complex SDP usages are allowed in extensions.
- Added full support for IPv6 in URIs and in the Via header field. Support for IPv6 in Via has required that its header field parameters allow the square bracket and colon characters. These characters were previously not permitted. In theory, this could cause interop problems with older implementations. However, we have observed that most implementations accept any non-control ASCII character in these parameters.
- DNS SRV procedure is now documented in a separate specification [4]. This procedure uses both SRV and NAPTR resource records and no longer combines data from across SRV records as described in RFC 2543.
- Loop detection has been made optional, supplanted by a mandatory usage of Max-Forwards. The loop detection procedure in RFC 2543 had a serious bug which would report “spirals” as an error condition when it was not. The optional loop detection procedure is more fully and correctly specified here.
- Usage of tags is now mandatory (they were optional in RFC 2543), as they are now the fundamental building blocks of dialog identification.
- Added the Supported header field, allowing for clients to indicate what extensions are supported to a server, which can apply those extensions to the response, and indicate their usage with a Require in the response.
- Extension parameters were missing from the BNF for several header fields, and they have been added.
- Handling of Route and Record-Route construction was very underspecified in RFC 2543, and also not the right approach. It has been substantially reworked in this specification (and made vastly simpler), and this is arguably the largest change. Backwards compatibility is still provided for deployments that do not use “pre-loaded routes”, where the initial request has a set of Route header field values obtained in some way outside of Record-Route. In those situations, the new mechanism is not interoperable.
- In RFC 2543, lines in a message could be terminated with CR, LF, or CRLF. This specification only allows CRLF.
- Comments (expressed with rounded brackets) have been removed from the grammar of SIP.
- Usage of Route in CANCEL and ACK was not well defined in RFC 2543. It is now well specified; if a request had a Route header field, its CANCEL or ACK for a non-2xx response to the request need to carry the same Route header field values. ACKs for 2xx responses use the Route values learned from the Record-Route of the 2xx responses.
- RFC 2543 allowed multiple requests in a single UDP packet. This usage has been removed.

- 6397 • Usage of absolute time in the **Expires** header field and parameter has been removed. It caused inter-
6398 operability problems in elements that were not time synchronized, a common occurrence. Relative
6399 times are used instead.
- 6400 • The branch parameter of the **Via** header field value is now mandatory for all elements to use. It now
6401 plays the role of a unique transaction identifier. This avoids the complex and bug-laden transaction
6402 identification rules from RFC 2543. A magic cookie is used in the parameter value to determine if
6403 the previous hop has made the parameter globally unique, and comparison falls back to the old rules
6404 when it is not present. Thus, interoperability is assured.
- 6405 • In RFC 2543, closure of a TCP connection was made equivalent to a **CANCEL**. This was nearly
6406 impossible to implement (and wrong) for TCP connections between proxies. This has been eliminated,
6407 so that there is no coupling between TCP connection state and SIP processing.
- 6408 • RFC 2543 was silent on whether a UA could initiate a new transaction to a peer while another was in
6409 progress. That is now specified here. It is allowed for non-INVITE requests, disallowed for INVITE.
- 6410 • PGP was removed. It was not sufficiently specified, and not compatible with the more complete PGP
6411 MIME. It was replaced with S/MIME.
- 6412 • Added the “sips” URI scheme for end-to-end TLS. This scheme is not backwards compatible with
6413 RFC 2543. Existing elements that receive a request with a SIPS URI scheme in the **Request-URI**
6414 will likely reject the request. This is actually a feature; it ensures that a call to a SIPS URI is only
6415 delivered if all path hops can be secured.
- 6416 • Additional security features were added with TLS, and these are described in a much larger and
6417 complete security considerations section.
- 6418 • In RFC 2543, a proxy was not required to forward provisional responses from 101 to 199 upstream.
6419 This was changed to **MUST**. This is important, since many subsequent features depend on delivery of
6420 all provisional responses from 101 to 199.
- 6421 • Little was said about the 503 response code in RFC 2543. It has since found substantial use in indicat-
6422 ing failure or overload conditions in proxies. This requires somewhat special treatment. Specifically,
6423 receipt of a 503 should trigger an attempt to contact the next element in the result of a DNS SRV
6424 lookup. Also, 503 response is only forwarded upstream by a proxy under certain conditions.
- 6425 • RFC 2543 defined, but did not sufficiently specify, a mechanism for UA authentication of a server.
6426 That has been removed. Instead, the mutual authentication procedures of RFC 2617 are allowed.
- 6427 • A UA cannot send a **BYE** for a call until it has received an **ACK** for the initial INVITE. This was
6428 allowed in RFC 2543 but leads to a potential race condition.
- 6429 • A UA or proxy cannot send **CANCEL** for a transaction until it gets a provisional response for the
6430 request. This was allowed in RFC 2543 but leads to potential race conditions.
- 6431 • The action parameter in registrations has been deprecated. It was insufficient for any useful services,
6432 and caused conflicts when application processing was applied in proxies.

- RFC 2543 had a number of special cases for multicast. For example, certain responses were suppressed, timers were adjusted, and so on. Multicast now plays a more limited role, and the protocol operation is unaffected by usage of multicast as opposed to unicast. The limitations as a result of that are documented.
- Basic authentication has been removed entirely and its usage forbidden.
- Proxies no longer forward a 6xx immediately on receiving it. Instead, they CANCEL pending branches immediately. This avoids a potential race condition that would result in a UAC getting a 6xx followed by a 2xx. In all cases except this race condition, the result will be the same - the 6xx is forwarded upstream.
- RFC 2543 did not address the problem of request merging. This occurs when a request forks at a proxy and later rejoins at an element. Handling of merging is done only at a UA, and procedures are defined for rejecting all but the first request.

28.2 Minor Functional Changes

- Added the Alert-Info, Error-Info, and Call-Info header fields for optional content presentation to users.
- Added the Content-Language, Content-Disposition and MIME-Version header fields.
- Added a “glare handling” mechanism to deal with the case where both parties send each other a re-INVITE simultaneously. It uses the new 491 (Request Pending) error code.
- Added the In-Reply-To and Reply-To header fields for supporting the return of missed calls or messages at a later time.
- Added TLS and SCTP as valid SIP transports.
- There were a variety of mechanisms described for handling failures at any time during a call; those are now generally unified. BYE is sent to terminate.
- RFC 2543 mandated retransmission of INVITE responses over TCP, but noted it was really only needed for 2xx. That was an artifact of insufficient protocol layering. With a more coherent transaction layer defined here, that is no longer needed. Only 2xx responses to INVITEs are retransmitted over TCP.
- Client and server transaction machines are now driven based on timeouts rather than retransmit counts. This allows the state machines to be properly specified for TCP and UDP.
- The Date header field is used in REGISTER responses to provide a simple means for auto-configuration of dates in user agents.
- Allowed a registrar to reject registrations with expirations that are too short in duration. Defined the 423 response code and the Min-Expires for this purpose.

29 Acknowledgments

We wish to thank the members of the IETF MMUSIC and SIP WGs for their comments and suggestions. Detailed comments were provided by Ofir Arkin, Brian Bidulock, Jim Buller, Neil Deason, Dave Devanathan, Keith Drage, Bill Fenner, Cedric Fluckiger, Yaron Goland, John Hearty, Bernie Hoeneisen, Jo Hornsby, Phil Hoffer, Christian Huitema, Hisham Khartabil, Jean Jervis, Gadi Karmi, Peter Kjellerstedt, Anders Kristensen, Jonathan Lennox, Gethin Liddell, Allison Mankin, William Marshall, Rohan Mahy, Keith Moore, Vern Paxson, Bob Penfield, Moshe J. Sambol, Chip Sharp, Igor Slepchin, Eric Tremblay, and Rick Workman.

Brian Rosen provided the compiled BNF.

Jean Mahoney provided technical writing assistance.

This work is based, inter alia, on [40, 41].

30 Authors' Addresses

Authors addresses are listed alphabetically for the editors, the writers, and then the original authors of RFC 2543. All listed authors actively contributed large amounts of text to this document.

Jonathan Rosenberg
dynamicsoft
72 Eagle Rock Ave
East Hanover, NJ 07936
USA
electronic mail: jdrosen@dynamicsoft.com

Henning Schulzrinne
Dept. of Computer Science
Columbia University
1214 Amsterdam Avenue
New York, NY 10027
USA
electronic mail: schulzrinne@cs.columbia.edu

Gonzalo Camarillo
Ericsson
Advanced Signalling Research Lab.
FIN-02420 Jorvas
Finland
electronic mail: Gonzalo.Camarillo@ericsson.com

Alan Johnston
WorldCom
100 South 4th Street
St. Louis, MO 63102
USA
electronic mail: alan.johnston@wcom.com

6505 Jon Peterson
6506 NeuStar, Inc
6507 1800 Sutter Street, Suite 570
6508 Concord, CA 94520
6509 USA
6510 electronic mail: jon.peterson@neustar.com

6511 Robert Sparks
6512 dynamicsoft, Inc.
6513 5100 Tennyson Parkway
6514 Suite 1200
6515 Plano, Texas 75024
6516 USA
6517 electronic mail: rsparks@dynamicsoft.com

6518 Mark Handley
6519 ACIRI
6520 electronic mail: mjh@aciri.org

6521 Eve Schooler
6522 Computer Science Department 256-80
6523 California Institute of Technology
6524 Pasadena, CA 91125
6525 USA
6526 electronic mail: schooler@cs.caltech.edu

6527 Normative References

- 6528 [1] M. Handley and V. Jacobson, "SDP: session description protocol," Request for Comments 2327, Inter-
6529 net Engineering Task Force, Apr. 1998.
- 6530 [2] S. Bradner, "Key words for use in RFCs to indicate requirement levels," Request for Comments 2119,
6531 Internet Engineering Task Force, Mar. 1997.
- 6532 [3] P. Resnick and Editor, "Internet message format," Request for Comments 2822, Internet Engineering
6533 Task Force, Apr. 2001.
- 6534 [4] H. Schulzrinne and J. Rosenberg, "SIP: Session initiation protocol – locating SIP servers," Internet
6535 Draft, Internet Engineering Task Force, Mar. 2001. Work in progress.
- 6536 [5] T. Berners-Lee, R. Fielding, and L. Masinter, "Uniform resource identifiers (URI): generic syntax,"
6537 Request for Comments 2396, Internet Engineering Task Force, Aug. 1998.
- 6538 [6] T. Berners-Lee, L. Masinter, and M. McCahill, "Uniform resource locators (URL)," Request for Com-
6539 ments 1738, Internet Engineering Task Force, Dec. 1994.
- 6540 [7] F. Yergeau, "UTF-8, a transformation format of ISO 10646," Request for Comments 2279, Internet
6541 Engineering Task Force, Jan. 1998.

- 6542 [8] R. Fielding, J. Gettys, J. Mogul, H. Frystyk, L. Masinter, P. Leach, and T. Berners-Lee, "Hypertext
6543 transfer protocol – HTTP/1.1," Request for Comments 2616, Internet Engineering Task Force, June
6544 1999.
- 6545 [9] A. Vaha-Sipila, "URLs for telephone calls," Request for Comments 2806, Internet Engineering Task
6546 Force, Apr. 2000.
- 6547 [10] D. Crocker, Ed., and P. Overell, "Augmented BNF for syntax specifications: ABNF," Request for
6548 Comments 2234, Internet Engineering Task Force, Nov. 1997.
- 6549 [11] N. Freed and N. Borenstein, "Multipurpose internet mail extensions (MIME) part two: Media types,"
6550 Request for Comments 2046, Internet Engineering Task Force, Nov. 1996.
- 6551 [12] D. Eastlake, S. Crocker, and J. Schiller, "Randomness recommendations for security," Request for
6552 Comments 1750, Internet Engineering Task Force, Dec. 1994.
- 6553 [13] J. Rosenberg and H. Schulzrinne, "An offer/answer model with SDP," Internet Draft, Internet Engi-
6554 neering Task Force, Jan. 2002. Work in progress.
- 6555 [14] J. Postel, "User datagram protocol," Request for Comments 768, Internet Engineering Task Force,
6556 Aug. 1980.
- 6557 [15] J. Postel, "DoD standard transmission control protocol," Request for Comments 761, Internet Engi-
6558 neering Task Force, Jan. 1980.
- 6559 [16] R. Stewart, Q. Xie, K. Morneault, C. Sharp, H. Schwarzbauer, T. Taylor, I. Rytina, M. Kalla, L. Zhang,
6560 and V. Paxson, "Stream control transmission protocol," Request for Comments 2960, Internet Engi-
6561 neering Task Force, Oct. 2000.
- 6562 [17] J. Franks, P. Hallam-Baker, J. Hostetler, S. Lawrence, P. Leach, A. Luotonen, and L. Stewart, "HTTP
6563 authentication: Basic and digest access authentication," Request for Comments 2617, Internet Engi-
6564 neering Task Force, June 1999.
- 6565 [18] R. Troost, S. Dorner, and K. Moore, "Communicating presentation information in internet messages:
6566 The content-disposition header field," Request for Comments 2183, Internet Engineering Task Force,
6567 Aug. 1997.
- 6568 [19] R. Braden and Ed, "Requirements for internet hosts - application and support," Request for Comments
6569 1123, Internet Engineering Task Force, Oct. 1989.
- 6570 [20] H. Alvestrand, "IETF policy on character sets and languages," Request for Comments 2277, Internet
6571 Engineering Task Force, Jan. 1998.
- 6572 [21] J. Galvin, S. Murphy, S. Crocker, and N. Freed, "Security multipart for MIME: multipart/signed and
6573 multipart/encrypted," Request for Comments 1847, Internet Engineering Task Force, Oct. 1995.
- 6574 [22] R. Housley, "Cryptographic message syntax," Request for Comments 2630, Internet Engineering Task
6575 Force, June 1999.
- 6576 [23] B. Ramsdell and Ed, "S/MIME version 3 message specification," Request for Comments 2633, Internet
6577 Engineering Task Force, June 1999.

- [24] T. Dierks and C. Allen, "The TLS protocol version 1.0," Request for Comments 2246, Internet Engineering Task Force, Jan. 1999.
- [25] S. Kent and R. Atkinson, "Security architecture for the internet protocol," Request for Comments 2401, Internet Engineering Task Force, Nov. 1998.

Non-Normative References

- [26] R. Pandya, "Emerging mobile and personal communication systems," *IEEE Communications Magazine*, Vol. 33, pp. 44-52, June 1995.
- [27] H. Schulzrinne, S. Casner, R. Frederick, and V. Jacobson, "RTP: a transport protocol for real-time applications," Request for Comments 1889, Internet Engineering Task Force, Jan. 1996.
- [28] H. Schulzrinne, A. Rao, and R. Lanphier, "Real time streaming protocol (RTSP)," Request for Comments 2326, Internet Engineering Task Force, Apr. 1998.
- [29] F. Cuervo, N. Greene, A. Rayhan, C. Huitema, B. Rosen, and J. Segers, "Megaco protocol version 1.0," Request for Comments 3015, Internet Engineering Task Force, Nov. 2000.
- [30] M. Handley, H. Schulzrinne, E. Schooler, and J. Rosenberg, "SIP: session initiation protocol," Request for Comments 2543, Internet Engineering Task Force, Mar. 1999.
- [31] P. Hoffman, L. Masinter, and J. Zawinski, "The mailto URL scheme," Request for Comments 2368, Internet Engineering Task Force, July 1998.
- [32] E. M. Schooler, "A multicast user directory service for synchronous rendezvous," Master's Thesis CS-TR-96-18, Department of Computer Science, California Institute of Technology, Pasadena, California, Aug. 1996.
- [33] S. Donovan, "The SIP INFO method," Request for Comments 2976, Internet Engineering Task Force, Oct. 2000.
- [34] R. Rivest, "The MD5 message-digest algorithm," Request for Comments 1321, Internet Engineering Task Force, Apr. 1992.
- [35] F. Dawson and T. Howes, "vcard MIME directory profile," Request for Comments 2426, Internet Engineering Task Force, Sept. 1998.
- [36] G. Good, "The LDAP data interchange format (LDIF) - technical specification," Request for Comments 2849, Internet Engineering Task Force, June 2000.
- [37] J. Palme, "Common internet message headers," Request for Comments 2076, Internet Engineering Task Force, Feb. 1997.
- [38] J. Franks, P. Hallam-Baker, J. Hostetler, P. Leach, A. Luotonen, E. Sink, and L. Stewart, "An extension to HTTP : Digest access authentication," Request for Comments 2069, Internet Engineering Task Force, Jan. 1997.

- [39] A. Johnston, S. Donovan, R. Sparks, C. Cunningham, D. Willis, J. Rosenberg, K. Summers, and H. Schulzrinne, "SIP telephony call flow examples," Internet Draft, Internet Engineering Task Force, Apr. 2001. Work in progress.
- [40] E. M. Schooler, "Case study: multimedia conference control in a packet-switched teleconferencing system," *Journal of Internetworking: Research and Experience*, Vol. 4, pp. 99–120, June 1993. ISI reprint series ISI/RS-93-359.
- [41] H. Schulzrinne, "Personal mobility for multimedia services in the Internet," in *European Workshop on Interactive Distributed Multimedia Systems and Services (IDMS)*, (Berlin, Germany), Mar. 1996.

A Table of Timer Values

Table 4 summarizes the meaning and defaults of the various timers used by this specification.

Full Copyright Statement

Copyright (c) The Internet Society (2002). All Rights Reserved.

This document and translations of it may be copied and furnished to others, and derivative works that comment on or otherwise explain it or assist in its implementation may be prepared, copied, published and distributed, in whole or in part, without restriction of any kind, provided that the above copyright notice and this paragraph are included on all such copies and derivative works. However, this document itself may not be modified in any way, such as by removing the copyright notice or references to the Internet Society or other Internet organizations, except as needed for the purpose of developing Internet standards in which case the procedures for copyrights defined in the Internet Standards process must be followed, or as required to translate it into languages other than English.

The limited permissions granted above are perpetual and will not be revoked by the Internet Society or its successors or assigns.

This document and the information contained herein is provided on an "AS IS" basis and THE INTERNET SOCIETY AND THE INTERNET ENGINEERING TASK FORCE DISCLAIMS ALL WARRANTIES, EXPRESS OR IMPLIED, INCLUDING BUT NOT LIMITED TO ANY WARRANTY THAT THE USE OF THE INFORMATION HEREIN WILL NOT INFRINGE ANY RIGHTS OR ANY IMPLIED WARRANTIES OF MERCHANTABILITY OR FITNESS FOR A PARTICULAR PURPOSE.

Timer	Value	Section	Meaning
T1	500ms default	Section 17.1.1.1	RTT Estimate
T2	4s	Section 17.1.2.2	The maximum retransmit interval for non-INVITE requests and INVITE responses
T4	5s	Section 17.1.2.2	Maximum duration a message will remain in the network
Timer A	initially T1	Section 17.1.1.2	INVITE request retransmit interval, for UDP only
Timer B	64*T1	Section 17.1.1.2	INVITE transaction timeout timer
Timer C	> 3min	Section 16.6 bullet 11	proxy INVITE transaction timeout
Timer D	> 32s for UDP 0s for TCP/SCTP	Section 17.1.1.2	Wait time for response retransmits
Timer E	initially T1	Section 17.1.2.2	non-INVITE request retransmit interval, UDP only
Timer F	64*T1	Section 17.1.2.2	non-INVITE transaction timeout timer
Timer G	initially T1	Section 17.2.1	INVITE response retransmit interval
Timer H	64*T1	Section 17.2.1	Wait time for ACK receipt
Timer I	T4 for UDP 0s for TCP/SCTP	Section 17.2.1	Wait time for ACK retransmits
Timer J	64*T1 for UDP 0s for TCP/SCTP	Section 17.2.2	Wait time for non-INVITE request retransmits
Timer K	T4 for UDP 0s for TCP/SCTP	Section 17.1.2.2	Wait time for response retransmits

Table 4: Summary of timers