

SIT: A Lightweight Encryption Algorithm for Secure Internet of Things

Muhammad Usman*, Irfan Ahmed[†], M. Imran Aslam[†], Shujaat Khan* and Usman Ali Shah[†]

*Faculty of Engineering Science and Technology (FEST),
Iqra University, Defence View,
Karachi-75500, Pakistan.
Email: {musman, shujaat}@iqra.edu.pk

[†]Department of Electronic Engineering,
NED University of Engineering and Technology,
University Road, Karachi 75270, Pakistan.
Email: {irfans, iaslam}@neduet.edu.pk, uashah@gmail.com

Abstract—The Internet of Things (IoT) being a promising technology of the future is expected to connect billions of devices. The increased number of communication is expected to generate mountains of data and the security of data can be a threat. The devices in the architecture are essentially smaller in size and low powered. Conventional encryption algorithms are generally computationally expensive due to their complexity and requires many rounds to encrypt, essentially wasting the constrained energy of the gadgets. Less complex algorithm, however, may compromise the desired integrity. In this paper we propose a lightweight encryption algorithm named as Secure IoT (SIT). It is a 64-bit block cipher and requires 64-bit key to encrypt the data. The architecture of the algorithm is a mixture of feistel and a uniform substitution-permutation network. Simulations result shows the algorithm provides substantial security in just five encryption rounds. The hardware implementation of the algorithm is done on a low cost 8-bit micro-controller and the results of code size, memory utilization and encryption/decryption execution cycles are compared with benchmark encryption algorithms. The MATLAB code for relevant simulations is available online at <https://goo.gl/Uw7E0W>.

Keywords—IoT; Security; Encryption; Wireless Sensor Network WSN; Khazad

I. INTRODUCTION

The Internet of Things (IoT) is turning out to be an emerging discussion in the field of research and practical implementation in the recent years. IoT is a model that includes ordinary entities with the capability to sense and communicate with fellow devices using Internet [1]. As the broadband Internet is now generally accessible and its cost of connectivity is also reduced, more gadgets and sensors are getting connected to it [2]. Such conditions are providing suitable ground for the growth of IoT. There is great deal of complexities around the IoT, since we wish to approach every object from anywhere in the world [3]. The sophisticated chips and sensors are embedded in the physical things that surround us, each transmitting valuable data. The process of sharing such large amount of data begins with the devices themselves which must securely communicate with the IoT platform. This platform integrates the data from many devices

and apply analytics to share the most valuable data with the applications. The IoT is taking the conventional internet, sensor network and mobile network to another level as every thing will be connected to the internet. A matter of concern that must be kept under consideration is to ensure the issues related to confidentiality, data integrity and authenticity that will emerge on account of security and privacy [4].

A. Applications of IoT:

With the passage of time, more and more devices are getting connected to the Internet. The houses are soon to be equipped with smart locks [5], the personal computer, laptops, tablets, smart phones, smart TVs, video game consoles even the refrigerators and air conditioners have the capability to communicate over Internet. This trend is extending outwards and it is estimated that by the year 2020 there will be over 50 billion objects connected to the Internet [6]. This estimates that for each person on earth there will be 6.6 objects online. The earth will be blanketed with millions of sensors gathering information from physical objects and will upload it to the Internet.

It is suggested that application of IoT is yet in the early stage but is beginning to evolve rapidly [7], [8]. An overview of IoT in building automation system is given in [9]. It is suggested in [10] that various industries have a growing interest towards use of IoT. Various applications of IoT in healthcare industries are discussed in [11], [12] and the improvement opportunities in healthcare brought in by IoT will be enormous [13].

It has been predicted that IoT will contribute in the making the mining production safer [14] and the forecasting of disaster will be made possible. It is expected that IoT will transform the automobile services and transportation systems [15]. As more physical objects will be equipped with sensors and RFID tags transportation companies will be able to track and monitor the object movement from origin to destination [16], thus IoT shows promising behaviour in the logistics industry as well.

With so many applications eyeing to adapt the technology with the intentions to contribute in the growth of economy,

healthcare facility, transportation and a better life style for the public, IoT must offer adequate security to their data to encourage the adaptation process.

B. Security Challenges in IoT:

To adopt the IoT technology it is necessary to build the confidence among the users about its security and privacy that it will not cause any serious threat to their data integrity, confidentiality and authority. Intrinsically IoT is vulnerable to various types of security threats, if necessary security measures are not taken there will be a threat of information leakage or could prove a damage to economy [17], [18]. Such threats may be considered as one of the major hindrance in IoT [19], [20].

IoT is extremely open to attacks [21], [22], for the reasons that there is a fair chance of physical attack on its components as they remain unsupervised for long time. Secondly, due to the wireless communication medium, the eavesdropping is extremely simple. Lastly the constituents of IoT bear low competency in terms of energy with which they are operated and also in terms of computational capability. The implementation of conventional computationally expensive security algorithms will result in the hindrance on the performance of the energy constrained devices.

It is predicted that substantial amount of data is expected to be generated while IoT is used for monitoring purposes and it is vital to preserve unification of data [23]. Precisely, data integrity and authentication are the matters of concern.

From a high level perspective, IoT is composed of three components namely, Hardware, Middleware and Presentation [1]. Hardware consists of sensors and actuators, the Middleware provides storage and computing tools and the presentation provides the interpretation tools accessible on different platforms. It is not feasible to process the data collected from billions of sensors, context-aware Middleware solutions are proposed to help a sensor decide the most important data for processing [24]. Inherently the architecture of IoT does not offer sufficient margin to accomplish the necessary actions involved in the process of authentication and data integrity. The devices in the IoT such as RFID are questionable to achieve the fundamental requirements of authentication process that includes constant communication with the servers and exchange messages with nodes.

In secure systems the confidentiality of the data is maintained and it is made sure that during the process of message exchange the data retains its originality and no alteration is unseen by the system. The IoT is composed of many small devices such as RFIDs which remain unattended for extended times, it is easier for the adversary to access the data stored in the memory [25]. To provide the immunity against Sybil attacks in RFID tags, received signal strength indication (RSSI) based methodologies are used in [26], [27], [28] and [29].

Many solutions have been proposed for the wireless sensor networks which consider the sensor as a part of Internet connected via nodes [30]. However, in IoT the sensor nodes themselves are considered as the Internet nodes making the authentication process even more significant. The integrity of the data also becomes vital and requires special attention towards retaining its reliability.

C. Motivation And Organization of Paper

Recently a study by HP reveals that 70% of the devices in IoT are vulnerable to attacks [31]. An attack can be performed by sensing the communication between two nodes which is known as a man-in-the-middle attack. No reliable solution has been proposed to cater such attacks. Encryption however could lead to minimize the amount of damage done to the data integrity. To assure data unification while it is stored on the middle ware and also during the transmission it is necessary to have a security mechanism. Various cryptographic algorithms have been developed that addresses the said matter, but their utilization in IoT is questionable as the hardware we deal in the IoT are not suitable for the implementation of computationally expensive encryption algorithms. A trade-off must be done to fulfil the requirement of security with low computational cost.

In this paper, we proposed a lightweight cryptographic algorithm for IoT named as Secure IoT (SIT). The proposed algorithm is designed for IoT to deal with the security and resource utilization challenges mentioned in section I-B. The rest of the paper is organized as follows, in section II, a short literature review is provided for the past and contemporary lightweight cryptographic algorithms, in section III, the detail architecture and functioning of the proposed algorithm is presented. Evaluation of SIT and experimental setup is discussed in section V. Conclusion of the paper is presented in section VII.

II. CRYPTOGRAPHIC ALGORITHMS FOR IOT

The need for the lightweight cryptography have been widely discussed [32], [33], also the shortcomings of the IoT in terms of constrained devices are highlighted. There in fact exist some lightweight cryptography algorithms that does not always exploit security-efficiency trade-offs. Amongst the block cipher, stream cipher and hash functions, the block ciphers have shown considerably better performances.

A new block cipher named mCrypton is proposed [34]. The cipher comes with the options of 64 bits, 96 bits and 128 bits key size. The architecture of this algorithm is followed by Crypton [35] however functions of each component is simplified to enhance its performance for the constrained hardware. In [36] the successor of Hummingbird-1 [37] is proposed as Hummingbird-2(HB-2). With 128 bits of key and a 64 bit initialization vector Hummingbird-2 is tested to stay unaffected by all of the previously known attacks. However the cryptanalysis of HB-2 [38] highlights the weaknesses of the algorithm and that the initial key can be recovered. [39] studied different legacy encryption algorithms including RC4, IDEA and RC5 and measured their energy consumption. They computed the computational cost of the RC4 [40], IDEA [41] and RC5 ciphers on different platforms. However, various existing algorithms were omitted during the study.

TEA [42], Skipjack [43] and RC5 algorithms have been implemented on Mica2 hardware platform [44]. To measure the energy consumption and memory utilization of the ciphers Mica2 was configured in single mote. Several block ciphers including AES [45], XXTEA [46], Skipjack and RC5 have been implemented [47], the energy consumption and execution time is measured. The results show that in the AES algorithm the size of the key has great impact on the phases of encryption,

decryption and key setup i-e the longer key size results in extended execution process. RC5 offers diversified parameters i-e size of the key, number of rounds and word size can be altered. Authors have performed variety of combinations to find out that it took longer time to execute if the word size is increased. Since key setup phase is not involved in XXTEA and Skipjack, they drew less energy but their security strength is not as much as AES and RC5. [48] proposed lightweight block cipher Simon and Speck to show optimal results in hardware and software respectively. Both ciphers offer a range of key size and width, but atleast 22 numbers of round require to perform sufficient encryption. Although the Simon is based on low multiplication complexity but the total number of required mathematical operation is quite high [49], [50]

III. PROPOSED ALGORITHM

The architecture of the proposed algorithm provides a simple structure suitable for implementing in IoT environment. Some well known block cipher including AES (Rijndael) [45], 3-Way [51], Grasshopper [52], PRESENT [53], SAFER [54], SHARK [55], and Square [56] use Substitution-Permutation (SP) network. Several alternating rounds of substitution and transposition satisfies the Shannon’s confusion and diffusion properties that ensues that the cipher text is changed in a pseudo random manner. Other popular ciphers including SF [57], Blowfish [58], Camelia [59] and DES [60], use the feistel architecture. One of the major advantage of using feistel architecture is that the encryption and decryption operations are almost same. The proposed algorithm is a hybrid approach based on feistel and SP networks. Thus making use of the properties of both approaches to develop a lightweight algorithm that presents substantial security in IoT environment while keeping the computational complexity at moderate level.

SIT is a symmetric key block cipher that constitutes of 64-bit key and plain-text. In symmetric key algorithm the encryption process consists of encryption rounds, each round is based on some mathematical functions to create confusion and diffusion. Increase in number of rounds ensures better security but eventually results in increase in the consumption of constrained energy [61]. The cryptographic algorithms are usually designed to take on an average 10 to 20 rounds to keep the encryption process strong enough that suits the requirement of the system. However the proposed algorithm is restricted to just five rounds only, to further improve the energy efficiency, each encryption round includes mathematical operations that operate on 4 bits of data. To create sufficient confusion and diffusion of data in order to confront the attacks, the algorithm utilizes the feistel network of substitution diffusion functions. The details of SIT design is discussed in section III-A and III-B.

Another vital process in symmetric key algorithms is the generation of key. The key generation process involves complex mathematical operations. In WSN environment these operations can be performed wholly on decoder [57],[62], [63], on the contrary in IoT the node themselves happens to serve as the Internet node, therefore, computations involved in the process of key generation must also be reduced to the extent that it ensures necessary security. In the sub-sections the process of key expansion and encryption are discussed in

detail. Some notations used in the explanation are shown in Table I

TABLE I: Notations

Notation	Function
\oplus	XOR
\odot	XNOR
$+, $	Concatenation

A. Key Expansion

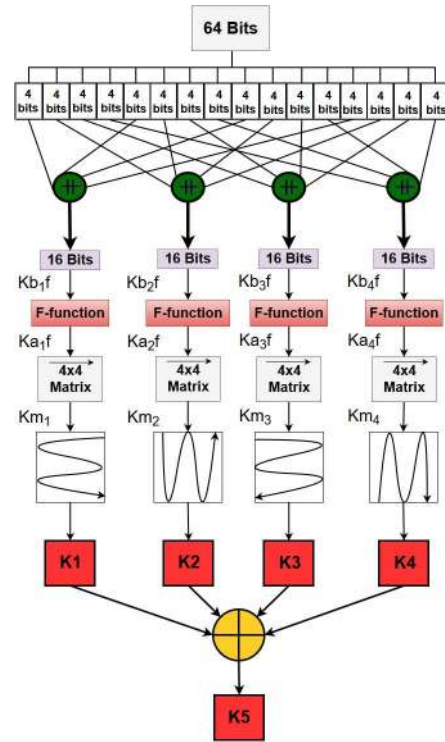


Fig. 1: Key Expansion

The most fundamental component in the processes of encryption and decryption is the key. It is this key on which entire security of the data is dependent, should this key be known to an attacker, the secrecy of the data is lost. Therefore necessary measures must be taken into account to make the revelation of the key as difficult as possible. The feistel based encryption algorithms are composed of several rounds, each round requiring a separate key. The encryption/decryption of the proposed algorithm is composed of five rounds, therefore, we require five unique keys for the said purpose. To do so, we introduce a key expansion block which is described in this section.

To maintain the security against exhaustive search attack the length of the true key k_t must be large so that it becomes beyond the capability of the enemy to perform 2^{k_t-1} encryptions for key searching attacks. The proposed algorithm is a 64-bit block cipher, which means it requires 64-bit key to encrypt

64-bits of data. A cipher key (Kc) of 64-bits is taken as an input from the user. This key shall serve as the input to the key expansion block. The block upon performing substantial operations to create confusion and diffusion in the input key will generate five unique keys. These keys shall be used in the encryption/decryption process and are strong enough to remain indistinct during attack.

The architecture of the key expansion block is shown in Fig. 1. The block uses an f -function which is influenced by tweaked Khazad block cipher [64]. Khazad is not a feistel cipher and it follows wide trail strategy. The wide trail strategy is composed of several linear and non-linear transformations that ensures the dependency of output bits on input bits in a complex manner [65]. Detailed explanation of the components of key expansion are discussed below:

- In the first step the 64-bit cipher key (Kc) is divided into the segments of 4-bits.
- The f -function operates on 16-bits data. Therefore four f -function blocks are used. These 16-bits for each f -function are obtained after performing an initial substitution of segments of cipher key (Kc) as shown in equation (1).

$$Kb_i f = \parallel_{j=1}^4 Kc_{4(j-1)+i} \quad (1)$$

where $i = 1$ to 4 for first 4 round keys as shown in Fig. 1.

- The next step is to get $Ka_i f$ by passing the 16-bits of $Kb_i f$ to the f -function as shown in equation (2).

$$Ka_i f = f(Kb_i f) \quad (2)$$

- f -function is comprised of P and Q tables. These tables perform linear and non-linear transformations resulting in confusion and diffusion as illustrated in Fig. 2.

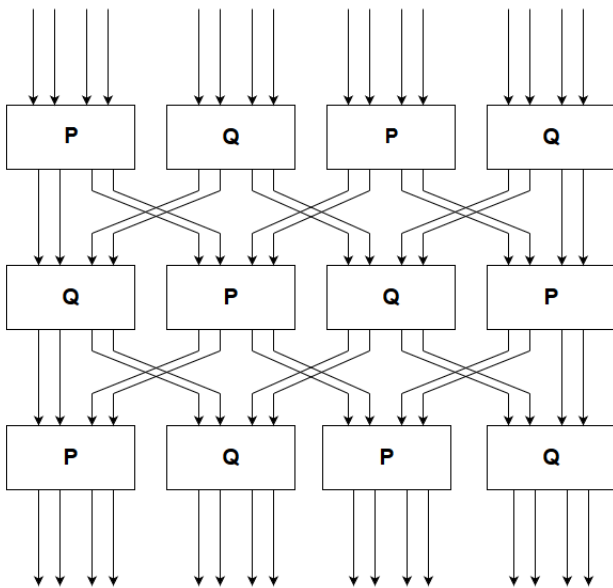


Fig. 2: F-Function

- The transformations made by P and Q are shown in the tables II and III.

TABLE II: P Table

Kc_i	0	1	2	3	4	5	6	7	8	9	A	B	C	D	E	F
$P(Kc_i)$	3	F	E	0	5	4	B	C	D	A	9	6	7	8	2	1

- The output of each f -function is arranged in 4×4 matrix named Km shown below:

$$Km_1 = \begin{bmatrix} Ka_1 f_1 & Ka_1 f_2 & Ka_1 f_3 & Ka_1 f_4 \\ Ka_1 f_5 & Ka_1 f_6 & Ka_1 f_7 & Ka_1 f_8 \\ Ka_1 f_9 & Ka_1 f_{10} & Ka_1 f_{11} & Ka_1 f_{12} \\ Ka_1 f_{13} & Ka_1 f_{14} & Ka_1 f_{15} & Ka_1 f_{16} \end{bmatrix} \quad (3)$$

$$Km_2 = \begin{bmatrix} Ka_2 f_1 & Ka_2 f_2 & Ka_2 f_3 & Ka_2 f_4 \\ Ka_2 f_5 & Ka_2 f_6 & Ka_2 f_7 & Ka_2 f_8 \\ Ka_2 f_9 & Ka_2 f_{10} & Ka_2 f_{11} & Ka_2 f_{12} \\ Ka_2 f_{13} & Ka_2 f_{14} & Ka_2 f_{15} & Ka_2 f_{16} \end{bmatrix} \quad (4)$$

$$Km_3 = \begin{bmatrix} Ka_3 f_1 & Ka_3 f_2 & Ka_3 f_3 & Ka_3 f_4 \\ Ka_3 f_5 & Ka_3 f_6 & Ka_3 f_7 & Ka_3 f_8 \\ Ka_3 f_9 & Ka_3 f_{10} & Ka_3 f_{11} & Ka_3 f_{12} \\ Ka_3 f_{13} & Ka_3 f_{14} & Ka_3 f_{15} & Ka_3 f_{16} \end{bmatrix} \quad (5)$$

$$Km_4 = \begin{bmatrix} Ka_4 f_1 & Ka_4 f_2 & Ka_4 f_3 & Ka_4 f_4 \\ Ka_4 f_5 & Ka_4 f_6 & Ka_4 f_7 & Ka_4 f_8 \\ Ka_4 f_9 & Ka_4 f_{10} & Ka_4 f_{11} & Ka_4 f_{12} \\ Ka_4 f_{13} & Ka_4 f_{14} & Ka_4 f_{15} & Ka_4 f_{16} \end{bmatrix} \quad (6)$$

- To obtain round keys, K1, K2, K3 and K4 the matrices are transformed into four arrays of 16 bits that we call round keys (Kr). The arrangement of these bits are shown in equations (7), (8), (9) and (10).

$$K1 = a_4 + a_3 + a_2 + a_1 + a_5 + a_6 + a_7 + a_8 + a_{12} + a_{11} + a_{10} + a_9 + a_{13} + a_{14} + a_{15} + a_{16} \quad (7)$$

$$K2 = b_1 + b_5 + b_9 + b_{13} + b_{14} + b_{10} + b_6 + b_2 + b_3 + b_7 + b_{11} + b_{15} + b_{16} + b_{12} + b_8 + b_4 \quad (8)$$

$$K3 = c_1 + c_2 + c_3 + c_4 + c_8 + c_7 + c_6 + c_5 + c_9 + c_{10} + c_{11} + c_{12} + c_{16} + c_{15} + c_{14} + c_{13} \quad (9)$$

$$K4 = d_{13} + d_9 + d_5 + d_1 + d_2 + d_6 + d_{10} + d_{14} + d_{15} + d_{11} + d_7 + d_3 + d_4 + d_8 + d_{12} + d_{16} \quad (10)$$

- An XOR operation is performed among the four round keys to obtain the fifth key as shown in equation (11).

$$K5 = \bigoplus_{i=1}^4 Ki \quad (11)$$

TABLE III: Q Table

Kc_i	0	1	2	3	4	5	6	7	8	9	A	B	C	D	E	F
$Q(Kc_i)$	9	E	5	6	A	2	3	C	F	0	4	D	7	B	1	8

B. Encryption

After the generation of round keys the encryption process can be started. For the purpose of creating confusion and diffusion this process is composed of some logical operations, left shifting, swapping and substitution. The process of encryption is illustrated in Fig. 3. For the first round an array of 64

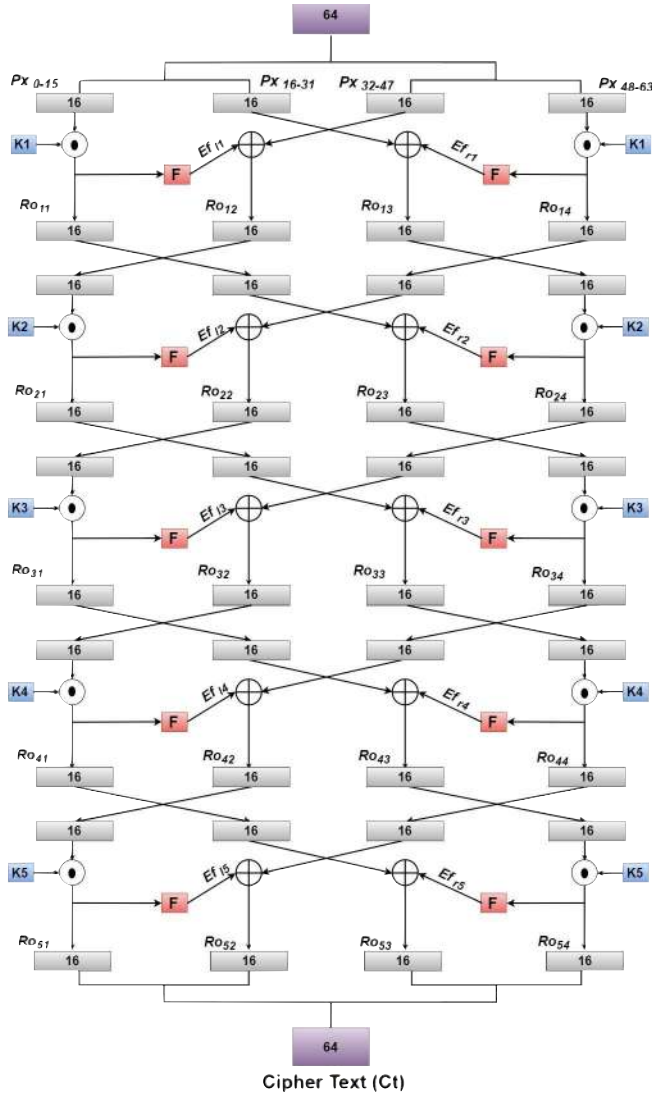


Fig. 3: Encryption Process

bit plain text (Pt) is first furcated into four segments of 16 bits Px_{0-15} , Px_{16-31} , Px_{32-47} and Px_{48-63} . As the bits progresses in each round the swapping operation is applied so as to diminish the data originality by altering the order of bits, essentially increasing confusion in cipher text. Bitwise $XNOR$ operation is performed between the respective round key K_i obtained earlier from key expansion process and Px_{0-15} and the same is applied between K_i and Px_{48-63} resulting in Ro_{11} and Ro_{14} respectively. The output of $XNOR$ operation is then fed to the f -function generating the result Ef_{11} and Ef_{r1} as shown in Fig. 1.

The f -function used in encryption is the same as of key

expansion, comprised of swapping and substitution operations the details of which are discussed earlier in section III-A. Bitwise XOR function is applied between Ef_{11} & Px_{32-47} to obtain Ro_{12} and Ef_{r1} & Px_{16-31} to obtain Ro_{13} .

$$Ro_{i,j} = \begin{cases} Px_{i,j} \odot K_i & ; j = 1 \& 4 \\ Px_{i,j+1} \oplus Ef_{li} & ; j = 2 \\ Px_{i,j-1} \oplus Ef_{ri} & ; j = 3 \end{cases} \quad (12)$$

Finally a round transformation is made in such a way that for succeeding round Ro_{11} will become Px_{16-31} , Ro_{12} will become Px_{0-15} , Ro_{13} will become Px_{48-63} and Ro_{14} will become Px_{32-47} as shown in Fig. 3.

Same steps are repeated for the remaining rounds using equation (12). The results of final round are concatenated to obtain Cipher Text (Ct) as shown in equation (13).

$$Ct = R_{51} + R_{52} + R_{53} + R_{54} \quad (13)$$

IV. SECURITY ANALYSIS

The purpose of a cipher is to provide protection to the plaintext. The attacker intercepts the ciphertext and tries to recover the plain text. A cipher is considered to be broken if the enemy is able to determine the secret key. If the attacker can frequently decrypt the ciphertext without determining the secret key, the cipher is said to be partially broken. We assume that the enemy has complete access of what is being transmitted through the channel. The attacker may have some additional information as well but to assess the security of a cipher, the computation capability of the attacker must also be considered.

Since the proposed algorithm is a combination of feistel and uniform substitution -combination network, it benefits from existing security analysis. In the following a the existing security analysis of these two primitives are recalled and their relevancy with the proposed algorithm is discussed.

A. Linear and Differential Cryptanalysis

The f -function is inspired by [64] whose cryptanalysis shows that differential and linear attacks does not have the succeed for complete cipher. The input and output correlation is very large if the linear approximation is done for two rounds. Also the round transformation is kept uniform which treats every bit in a similar manner and provides opposition to differential attacks.

B. Weak Keys

The ciphers in which the non-linear operations depend on the actual key value maps the block cipher with detectable weakness. Such case occurs in [65]. However proposed algorithm does not use the actual key in the cipher, instead the is first $XORed$ and then fed to the f -function. In the f -function all the non-linearity is fixed and there is no limitation on the selection of key.

C. Related Keys

An attack can be made by performing cipher operations using unknown or partially known keys. The related key attack mostly relies upon either slow diffusion or having symmetry in key expansion block. The key expansion process of proposed algorithm is designed for fast and non-linear diffusion of cipher key difference to that of round keys.

D. Interpolation Attacks

These attacks are dependent upon the simple structures of the cipher components that may yield a rational expression with a handy complexity. The expression of the S-box of the proposed algorithm along with the diffusion layer makes such type of attack impracticable.

E. SQUARE Attack

This attack was presented by [64] to realize how efficiently the algorithm performs against it. The attack is able to recover one byte of the last key and the rest of keys can be recovered by repeating the attack eight times. However to be able to do so, the attack requires 2^8 key guesses by 2^8 plaintexts which is equal to 2^{16} S-box lookups.

V. EXPERIMENTAL SETUP

A. Evaluation Parameters

To test the security strength of the proposed algorithm, the algorithm is evaluated on the basis of the following criterion. Key sensitivity, effect of cipher on the entropy, histogram and correlation of the image. We further tested the algorithm for computational resource utilization and computational complexity. For this we observe the memory utilization and total computational time utilized by the algorithm for the key generation, encryption and decryption.

1) *Key Sensitivity*: An encryption algorithm must be sensitive to the key. It means that the algorithm must not retrieve the original data if the key has even a minute difference from the original key. Avalanche test is used to evaluate the amount of alterations occurred in the cipher text by changing one bit of the key or plain text. According to Strict Avalanche Criterion SAC [66] if 50% of the bits are changed due to one bit change, the test is considered to be perfect. To visually observe this effect, we decrypt the image with a key that has a difference of only one bit from the correct key.

2) *Execution Time*: One of the fundamental parameter for the evaluation of the algorithm is the amount of time it takes to encode and decode a particular data. The proposed algorithm is designed for the IoT environment must consume minimal time and offer considerable security.

3) *Memory Utilization*: Memory utilization is a major concern in resource constrain IoT devices. An encryption algorithm is composed of several computational rounds that may occupy significant memory making it unsuitable to be utilized in IoT. Therefore the proposed algorithm is evaluated in terms of its memory utilization. Smaller amount of memory engagement will be favourable for its deployment in IoT.

4) *Image Histogram*: A method to observe visual effect of the cipher is to encrypt an image with the proposed algorithm and observe the randomness it produces in the image. To evaluate the generated randomness, histogram of the image is calculated. A uniform histogram after encryption depicts appreciable security.

5) *Image Entropy*: The encryption algorithm adds extra information to the data so as to make it difficult for the intruder to differentiate between the original information and the one added by the algorithm. We measure the amount of information in terms of entropy, therefore it can be said that higher the entropy better is the performance of security algorithm. To measure the entropy (H) for an image, equation (14) is applied on the intensity (I) values $P(I_i)$ being the probability of intensity value I_i .

$$H(I) = - \sum_{i=1}^{2^8} P(I_i) \log_b P(I_i) \quad (14)$$

6) *Correlation*: The correlation between two values is a statistical relationship that depicts the dependency of one value on another. Data points that hold substantial dependency has a significant correlation value. A good cipher is expected to remove the dependency of the cipher text from the original message. Therefore no information can be extracted from the cipher alone and no relationship can be drawn between the plain text and cipher text. This criterion is best explained by Shannon in his communication theory of secrecy systems [67].

In this experiment we calculated the correlation coefficient for original and encrypted images. The correlation coefficient γ is calculated using equation (15). For ideal cipher case γ should be equal to 0 and for the worst case γ will be equal to 1.

$$\gamma_{x,y} = \frac{cov(x,y)}{\sqrt{D(x)}\sqrt{D(y)}}, \quad \text{with } D(x) \quad (15)$$

where $cov(x,y)$, $D(x)$ and $D(y)$ are covariance and variances of variable x and y respectively. The spread of values or variance of any single dimension random variable can be calculated using equation (16). Where $D(x)$ is the variance of variable x .

$$D(x) = \frac{1}{N} \sum_{i=1}^N (x_i - E(x))^2, \quad (16)$$

For the covariance between two random variables the equation (16) can be transformed into equation (17). Where $cov(x,y)$ is the covariance between two random variables x and y .

$$cov(x,y) = \frac{1}{N} \sum_{i=1}^N (x_i - E(x))(y_i - E(y)), \quad (17)$$

In equation (16) and (17) $E(x)$ and $E(y)$ are the expected values of variable x and y . The expectation can be calculated using equation (18).

$$E(x) = \frac{1}{N} \sum_{i=1}^N x_i, \quad (18)$$

where N is the total pixels of the image, $N = row \times col$, x is a vector of length N and x_i is the i th intensity values of the original image.

B. Results

The simulation of the algorithm is done to perform the standard tests including Avalanche and image entropy and histogram on Intel Core i7-3770@3.40 GHz processor using MATLAB®. To evaluate the performance in the real IoT environment we implemented the algorithm on ATmega 328 based Arduino Uni board as well. The memory utilization and execution time of the proposed algorithm is observed. The execution time is found to be 0.188 milliseconds and 0.187 milliseconds for encryption and decryption respectively, the proposed algorithm utilizes the 22 bytes of memory on ATmega 328 platform. We compare our algorithm with other algorithms being implemented on hardware as shown in table IV.

TABLE IV: Results for Hardware Implementations

CIPHER	DEVICE	Block Size	Key Size	Code Size	RAM	Cycles (enc)	Cycles (dec)
AES [68]	AVR	64	128	1570	-	2739	3579
HIGHT (69)	AVR	64	128	5672	-	2964	2964
IDEA (70)	AVR	64	80	596	-	2700	15393
KATAN (70)	AVR	64	80	338	18	72063	88525
KLEIN (70)	AVR	64	80	1268	18	6095	7658
PRESENT (70)	AVR	64	128	1000	18	11342	13599
TEA (70)	AVR	64	128	648	24	7408	7539
PRINCE (71)	AVR	64	128	1574	24	3253	3293
SKIPJACK (72)	Power TOSSIM	64	80	5230	328	17390	-
RC5 (72)	Power TOSSIM	64	128	3288	72	70700	-
SIT	ATmega328	64	64	826	22	3006	2984

Block and key size is in bits while code and RAM is in bytes. The cycles include key expansions along with encryption and decryption.

The Avalanche test of the algorithm shows that a single bit change in key or plain text brings around 49% change in the cipher bits, which is close to the ideal 50% change. The results in Fig. 4 show that the accurate decryption is possible only if the correct key is used to decrypt image, else the image remains non recognizable. For a visual demonstration of avalanche test, the wrong key has a difference of just bit from the original key, the strength of the algorithm can be perceived from this result. To perform entropy and histogram tests we have chosen

five popular 8-bits grey scale images. Further in the results of histogram in Fig. 5 for the original and encrypted image, the uniform distribution of intensities after the encryption is an indication of desired security. An 8-bits grey scale image can achieve a maximum entropy of 8 bits. From the results in table V, it can be seen that the entropy of all encrypted images is close to maximum, depicting an attribute of the algorithm.

Finally the correlation comparison in Fig. 6 illustrates the contrast between original and encrypted data. Original data, which in our case is an image can be seen to be highly correlated and detaining a high value for correlation coefficient. Whereas the encrypted image does not seem to have any correlation giving strength to our clause in section V-A6

TABLE V: Results for Correlation and Entropy

Image	Size	Correlation		Entropy	
		Original	Encrypted	Original	Encrypted
Lena	256 x 256	0.9744	0.0012	7.4504	7.9973
Baboon	256 x 256	0.8198	0.0023	7.2316	7.9972
Cameraman	256 x 256	0.9565	0.0012	7.0097	7.9973
Panda	256 x 256	0.9811	0.0022	7.4938	7.9971




Fig. 4: Image decryption and key sensitivity

VI. FUTURE WORK

For future research, the implementation of the algorithm on hardware and software in various computation and network environment is under consideration. Moreover, the algorithm can be optimized in order to enhance the performance according to different hardware platforms. Hardware like FPGA performs the parallel execution of the code, the implementation of the proposed algorithm on an FPGA is expected to provide high throughput. The scalability of algorithm can be exploited for

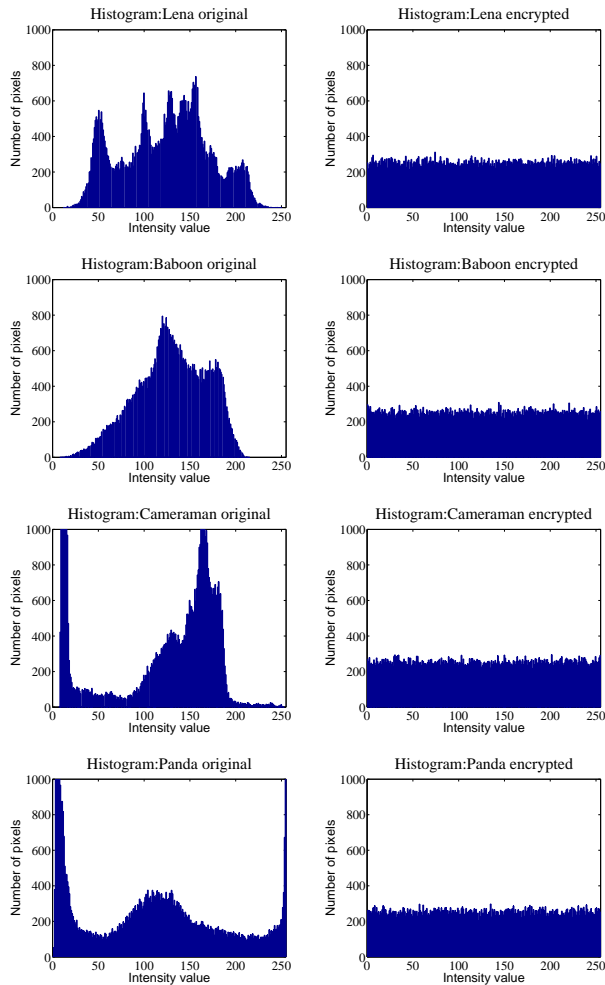


Fig. 5: Histogram comparison

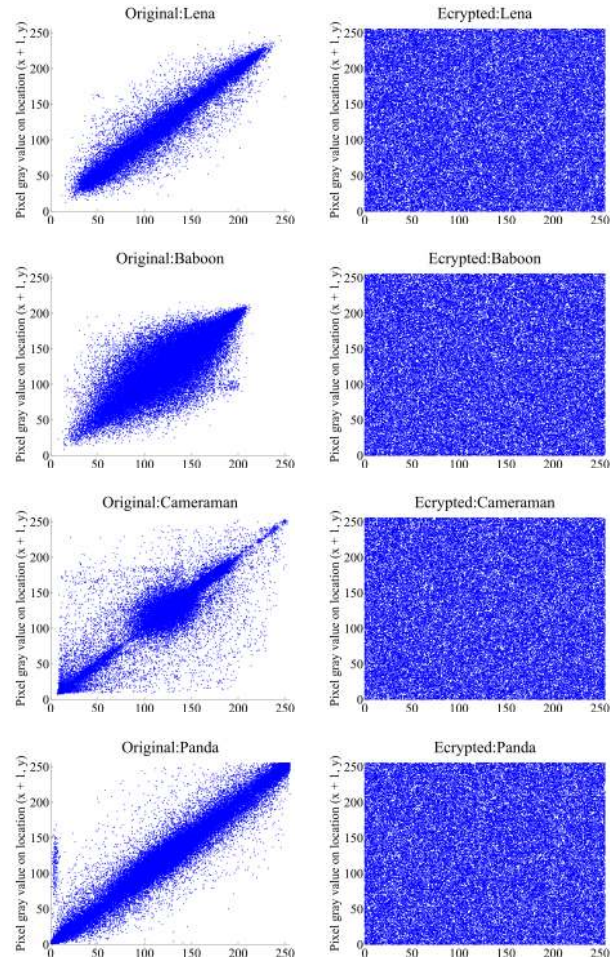


Fig. 6: Correlation comparison

better security and performance by changing the number of rounds or the architecture to support different key length.

VII. CONCLUSION

In the near future Internet of Things will be an essential element of our daily lives. Numerous energy constrained devices and sensors will continuously be communicating with each other the security of which must not be compromised. For this purpose a lightweight security algorithm is proposed in this paper named as SIT. The implementation show promising results making the algorithm a suitable candidate to be adopted in IoT applications. In the near future we are interested in the detail performance evaluation and cryptanalysis of this algorithm on different hardware and software platforms for possible attacks.

REFERENCES

- [1] J. Gubbi, R. Buyya, S. Marusic, and M. Palaniswami, "Internet of things (iot): A vision, architectural elements, and future directions," *Future Generation Computer Systems*, vol. 29, no. 7, pp. 1645–1660, 2013.
- [2] R. Want and S. Dustdar, "Activating the internet of things [guest editors' introduction]," *Computer*, vol. 48, no. 9, pp. 16–20, 2015.
- [3] J. Romero-Mariona, R. Hallman, M. Kline, J. San Miguel, M. Major, and L. Kerr, "Security in the industrial internet of things," 2016.
- [4] H. Suo, J. Wan, C. Zou, and J. Liu, "Security in the internet of things: a review," in *Computer Science and Electronics Engineering (ICSEE), 2012 International Conference on*, vol. 3. IEEE, 2012, pp. 648–651.
- [5] G. Ho, D. Leung, P. Mishra, A. Hosseini, D. Song, and D. Wagner, "Smart locks: Lessons for securing commodity internet of things devices," in *Proceedings of the 11th ACM on Asia Conference on Computer and Communications Security*. ACM, 2016, pp. 461–472.
- [6] D. Airehrour, J. Gutierrez, and S. K. Ray, "Secure routing for internet of things: A survey," *Journal of Network and Computer Applications*, vol. 66, pp. 198–213, 2016.
- [7] D. Miorandi, S. Sicari, F. De Pellegrini, and I. Chlamtac, "Internet of things: Vision, applications and research challenges," *Ad Hoc Networks*, vol. 10, no. 7, pp. 1497–1516, 2012.
- [8] L. Da Xu, "Enterprise systems: state-of-the-art and future trends," *IEEE Transactions on Industrial Informatics*, vol. 7, no. 4, pp. 630–640, 2011.
- [9] P. Zhao, T. Peffer, R. Narayanamurthy, G. Fierro, P. Raftery, S. Kaam, and J. Kim, "Getting into the zone: how the internet of things can improve energy efficiency and demand response in a commercial building," 2016.
- [10] Y. Li, M. Hou, H. Liu, and Y. Liu, "Towards a theoretical framework of strategic decision, supporting capability and information sharing under the context of internet of things," *Information Technology and Management*, vol. 13, no. 4, pp. 205–216, 2012.
- [11] Z. Pang, Q. Chen, J. Tian, L. Zheng, and E. Dubrova, "Ecosystem

- analysis in the design of open platform-based in-home healthcare terminals towards the internet-of-things,” in *Advanced Communication Technology (ICACT), 2013 15th International Conference on*. IEEE, 2013, pp. 529–534.
- [12] S. Misra, M. Maheswaran, and S. Hashmi, “Security challenges and approaches in internet of things,” 2016.
- [13] M. C. Domingo, “An overview of the internet of things for people with disabilities,” *Journal of Network and Computer Applications*, vol. 35, no. 2, pp. 584–596, 2012.
- [14] W. Qiuping, Z. Shunbing, and D. Chunquan, “Study on key technologies of internet of things perceiving mine,” *Procedia Engineering*, vol. 26, pp. 2326–2333, 2011.
- [15] H. Zhou, B. Liu, and D. Wang, “Design and research of urban intelligent transportation system based on the internet of things,” in *Internet of Things*. Springer, 2012, pp. 572–580.
- [16] B. Karakostas, “A dns architecture for the internet of things: A case study in transport logistics,” *Procedia Computer Science*, vol. 19, pp. 594–601, 2013.
- [17] H. J. Ban, J. Choi, and N. Kang, “Fine-grained support of security services for resource constrained internet of things,” *International Journal of Distributed Sensor Networks*, vol. 2016, 2016.
- [18] S. Khan, M. Ebrahim, and K. A. Khan, “Performance evaluation of secure force symmetric key algorithm,” 2015.
- [19] P. L. L. P. Pan Wang, Professor Sohail Chaudhry, S. Li, T. Tryfonas, and H. Li, “The internet of things: a security point of view,” *Internet Research*, vol. 26, no. 2, pp. 337–359, 2016.
- [20] M. Ebrahim, S. Khan, and U. Khalid, “Security risk analysis in peer 2 peer system; an approach towards surmounting security challenges,” *arXiv preprint arXiv:1404.5123*, 2014.
- [21] M. A. Simplicio Jr, M. V. Silva, R. C. Alves, and T. K. Shibata, “Lightweight and escrow-less authenticated key agreement for the internet of things,” *Computer Communications*, 2016.
- [22] L. Atzori, A. Iera, and G. Morabito, “The internet of things: A survey,” *Computer networks*, vol. 54, no. 15, pp. 2787–2805, 2010.
- [23] F. Xie and H. Chen, “An efficient and robust data integrity verification algorithm based on context sensitive,” *way*, vol. 10, no. 4, 2016.
- [24] S. Wang, Z. Zhang, Z. Ye, X. Wang, X. Lin, and S. Chen, “Application of environmental internet of things on water quality management of urban scenic river,” *International Journal of Sustainable Development & World Ecology*, vol. 20, no. 3, pp. 216–222, 2013.
- [25] T. Karygiannis, B. Eydt, G. Barber, L. Bunn, and T. Phillips, “Guidelines for securing radio frequency identification (rfid) systems,” *NIST Special publication*, vol. 80, pp. 1–154, 2007.
- [26] J. Wang, G. Yang, Y. Sun, and S. Chen, “Sybil attack detection based on rssi for wireless sensor network,” in *2007 International Conference on Wireless Communications, Networking and Mobile Computing*. IEEE, 2007, pp. 2684–2687.
- [27] S. Lv, X. Wang, X. Zhao, and X. Zhou, “Detecting the sybil attack cooperatively in wireless sensor networks,” in *Computational Intelligence and Security, 2008. CIS’08. International Conference on*, vol. 1. IEEE, 2008, pp. 442–446.
- [28] Y. Chen, J. Yang, W. Trappe, and R. P. Martin, “Detecting and localizing identity-based attacks in wireless and sensor networks,” *IEEE Transactions on Vehicular Technology*, vol. 59, no. 5, pp. 2418–2434, 2010.
- [29] S. Chen, G. Yang, and S. Chen, “A security routing mechanism against sybil attack for wireless sensor networks,” in *Communications and Mobile Computing (CMC), 2010 International Conference on*, vol. 1. IEEE, 2010, pp. 142–146.
- [30] L. Eschenauer and V. D. Gligor, “A key-management scheme for distributed sensor networks,” in *Proceedings of the 9th ACM conference on Computer and communications security*. ACM, 2002, pp. 41–47.
- [31] S. A. Kumar, T. Vealey, and H. Srivastava, “Security in internet of things: Challenges, solutions and future directions,” in *2016 49th Hawaii International Conference on System Sciences (HICSS)*. IEEE, 2016, pp. 5772–5781.
- [32] M. Katagi and S. Moriai, “Lightweight cryptography for the internet of things,” *Sony Corporation*, pp. 7–10, 2008.
- [33] M. Ebrahim, S. Khan, and S. S. U. H. Mohani, “Peer-to-peer network simulators: an analytical review,” *arXiv preprint arXiv:1405.0400*, 2014.
- [34] C. H. Lim and T. Korkishko, “mcrypton—a lightweight block cipher for security of low-cost rfid tags and sensors,” in *Information Security Applications*. Springer, 2005, pp. 243–258.
- [35] C. H. Lim, “Crypton: A new 128-bit block cipher,” *NIST AEs Proposal*, 1998.
- [36] D. Engels, M.-J. O. Saarinen, P. Schweitzer, and E. M. Smith, “The hummingbird-2 lightweight authenticated encryption algorithm,” in *RFID. Security and Privacy*. Springer, 2011, pp. 19–31.
- [37] D. Engels, X. Fan, G. Gong, H. Hu, and E. M. Smith, “Ultra-lightweight cryptography for low-cost rfid tags: Hummingbird algorithm and protocol,” *Centre for Applied Cryptographic Research (CACR) Technical Reports*, vol. 29, 2009.
- [38] K. Zhang, L. Ding, and J. Guan, “Cryptanalysis of hummingbird-2,” *IACR Cryptology ePrint Archive*, vol. 2012, p. 207, 2012.
- [39] P. Ganesan, R. Venugopalan, P. Peddabachagari, A. Dean, F. Mueller, and M. Sichitiu, “Analyzing and modeling encryption overhead for sensor network nodes,” in *Proceedings of the 2nd ACM international conference on Wireless sensor networks and applications*. ACM, 2003, pp. 151–159.
- [40] B. Schneier, *Applied cryptography: protocols, algorithms, and source code in C*. john wiley & sons, 2007.
- [41] X. Lai, “On the design and security of block ciphers,” Ph.D. dissertation, Diss. Techn. Wiss ETH Zürich, Nr. 9752, 1992. Ref.: JL Massey; Korref.: H. Bühlmann, 1992.
- [42] D. J. Wheeler and R. M. Needham, “Tea, a tiny encryption algorithm,” in *Fast Software Encryption*. Springer, 1994, pp. 363–366.
- [43] E. Brickell, D. Denning, S. Kent, D. Maher, and W. Tuchman, “The skipjack algorithm,” *Jul*, vol. 28, pp. 1–7, 1993.
- [44] E. Souto, D. Sadok, J. Kelner *et al.*, “Evaluation of security mechanisms in wireless sensor networks,” in *null*. IEEE, 2005, pp. 428–433.
- [45] A. E. Standard, “Federal information processing standards publication 197,” *FIPS PUB*, pp. 46–3, 2001.
- [46] D. J. Wheeler and R. M. Needham, “Correction to xtea,” *Unpublished manuscript, Computer Laboratory, Cambridge University, England*, 1998.
- [47] J. Lee, K. Kapitanova, and S. H. Son, “The price of security in wireless sensor networks,” *Computer Networks*, vol. 54, no. 17, pp. 2967–2978, 2010.
- [48] B. Ray, S. Douglas, S. Jason, T. Stefan, W. Bryan, and W. Louis, “The simon and speck families of lightweight block ciphers,” *Cryptology ePrint Archive, Report/404, Tech. Rep.*, 2013.
- [49] T. Mourouzis, G. Song, N. Courtois, and M. Christofii, “Advanced differential cryptanalysis of reduced-round simon64/128 using large-round statistical distinguishers,” 2015.
- [50] S. Khan, M. S. Ibrahim, K. A. Khan, and M. Ebrahim, “Security analysis of secure force algorithm for wireless sensor networks,” *arXiv preprint arXiv:1509.00981*, 2015.
- [51] J. Daemen, R. Govaerts, and J. Vandewalle, “A new approach to block cipher design,” in *International Workshop on Fast Software Encryption*. Springer, 1993, pp. 18–32.
- [52] A. Biryukov, L. Perrin, and A. Udovenko, “Reverse-engineering the s-box of streebog, kuznyechik and stribobr1,” in *Annual International Conference on the Theory and Applications of Cryptographic Techniques*. Springer, 2016, pp. 372–402.
- [53] A. Bogdanov, L. R. Knudsen, G. Leander, C. Paar, A. Poschmann, M. J. Robshaw, Y. Seurin, and C. Vikkelsøe, “Present: An ultra-lightweight block cipher,” in *International Workshop on Cryptographic Hardware and Embedded Systems*. Springer, 2007, pp. 450–466.
- [54] J. L. Massey, “Safer k-64: A byte-oriented block-ciphering algorithm,” in *International Workshop on Fast Software Encryption*. Springer, 1993, pp. 1–17.
- [55] V. Rijmen, J. Daemen, B. Preneel, A. Bosselaers, and E. De Win, “The cipher shark,” in *International Workshop on Fast Software Encryption*. Springer, 1996, pp. 99–111.
- [56] J. Daemen, L. Knudsen, and V. Rijmen, “The block cipher square,” in *International Workshop on Fast Software Encryption*. Springer, 1997, pp. 149–165.

- [57] M. Ebrahim and C. W. Chong, "Secure force: A low-complexity cryptographic algorithm for wireless sensor network (wsn)," in *Control System, Computing and Engineering (ICCSCE), 2013 IEEE International Conference on*. IEEE, 2013, pp. 557–562.
- [58] B. Schneier, "Description of a new variable-length key, 64-bit block cipher (blowfish)," in *International Workshop on Fast Software Encryption*. Springer, 1993, pp. 191–204.
- [59] K. Aoki, T. Ichikawa, M. Kanda, M. Matsui, S. Moriai, J. Nakajima, and T. Tokita, "Camellia: A 128-bit block cipher suitable for multiple platforms design and analysis," in *International Workshop on Selected Areas in Cryptography*. Springer, 2000, pp. 39–56.
- [60] D. Coppersmith, "The data encryption standard (des) and its strength against attacks," *IBM journal of research and development*, vol. 38, no. 3, pp. 243–250, 1994.
- [61] R. Chandramouli, S. Bapatla, K. Subbalakshmi, and R. Uma, "Battery power-aware encryption," *ACM Transactions on Information and System Security (TISSEC)*, vol. 9, no. 2, pp. 162–180, 2006.
- [62] S. Khan, M. S. Ibrahim, H. Amjad, K. A. Khan, and M. Ebrahim, "Fpga implementation of 64 bit secure force algorithm using full loop-unroll architecture," in *2015 IEEE International Conference on Control System, Computing and Engineering (ICCSCE)*. IEEE, 2015, pp. 1–6.
- [63] S. Khan, M. S. Ibrahim, M. Ebrahim, and H. Amjad, "Fpga implementation of secure force (64-bit) low complexity encryption algorithm," *International Journal of Computer Network and Information Security*, vol. 7, no. 12, p. 60, 2015.
- [64] P. Barreto and V. Rijmen, "The khazad legacy-level block cipher," *Primitive submitted to NESSIE*, vol. 97, 2000.
- [65] J. Daemen, "Cipher and hash function design strategies based on linear and differential cryptanalysis," Ph.D. dissertation, Doctoral Dissertation, March 1995, KU Leuven, 1995.
- [66] A. Webster and S. E. Tavares, "On the design of s-boxes," in *Conference on the Theory and Application of Cryptographic Techniques*. Springer, 1985, pp. 523–534.
- [67] C. E. Shannon, "Communication theory of secrecy systems," *Bell system technical journal*, vol. 28, no. 4, pp. 656–715, 1949.
- [68] B. Poettering, "Rijndael furious aes-128 implementation for avr devices (2007)," 2013.
- [69] T. Eisenbarth, Z. Gong, T. Güneysu, S. Heyse, S. Indestege, S. Kerckhof, F. Koeune, T. Nad, T. Plos, F. Regazzoni *et al.*, "Compact implementation and performance evaluation of block ciphers in attiny devices," in *International Conference on Cryptology in Africa*. Springer, 2012, pp. 172–187.
- [70] —, "Compact implementation and performance evaluation of block ciphers in attiny devices," in *International Conference on Cryptology in Africa*. Springer, 2012, pp. 172–187.
- [71] W. K. Koo, H. Lee, Y. H. Kim, and D. H. Lee, "Implementation and analysis of new lightweight cryptographic algorithm suitable for wireless sensor networks," in *Information Security and Assurance, 2008. ISA 2008. International Conference on*. IEEE, 2008, pp. 73–76.
- [72] T. Eisenbarth, S. Kumar, C. Paar, A. Poschmann, and L. Uhsadel, "A survey of lightweight-cryptography implementations," *IEEE Design & Test of Computers*, vol. 24, no. 6, pp. 522–533, 2007.