

**NBER WORKING PAPER SERIES**

**SOCIAL INSURANCE, INCENTIVES  
AND RISK TAKING**

**Hans-Werner Sinn**

**Working Paper 5335**

**NATIONAL BUREAU OF ECONOMIC RESEARCH  
1050 Massachusetts Avenue  
Cambridge, MA 02138  
November 1995**

**The author gratefully acknowledges research assistance by Claudio Thum. This paper is part of NBER's research program in Public Economics. Any opinions expressed are those of the author and not those of the National Bureau of Economic Research.**

**© 1995 by Hans-Werner Sinn. All rights reserved. Short sections of text, not to exceed two paragraphs, may be quoted without explicit permission provided that full credit, including © notice, is given to the source.**

SOCIAL INSURANCE, INCENTIVES  
AND RISK TAKING

ABSTRACT

From the perspective of parents, redistributive taxation can be seen as social insurance for their children, for which no private alternative exists. Because private insurance comes too late during a person's life, it cannot cover the same risks as social insurance. Empirically, 85% of social insurance covers risks for which no private insurance would have been available. Redistributive taxation can be efficiency enhancing, because it creates safety and because it stimulates income generating risk taking. However, it also brings about detrimental moral hazard effects. Both the enhancement of risk taking and the moral hazard effects tend to increase the inequality in the economy, and, under constant returns to risk taking, this increase is likely to be strong enough even to make the net-of-tax income distribution more unequal. Optimal redistributive taxation will either imply that the pie becomes bigger when there is less inequality in pre-tax incomes or that more redistribution creates more post-tax inequality. The welfare state will encounter severe risks when free migration of people, goods, and factors of production becomes possible. Basing redistributive taxation on a nationality principle may help overcome some of these risks.

Hans-Werner Sinn  
CES  
University of Munich  
80539 Munich  
GERMANY  
and NBER

### ***1. Introduction***

The welfare state has come under heavy attack in recent years. It has been blamed for reducing international competitiveness, for lowering work incentives and for reducing the economy's growth rate. In short, the welfare state is seen as an institution that makes the distribution of the slices more equal, but incurs a large cost in terms of reducing the size of the cake.

Economists have not always held such a negative view. In the fifties, most economists saw the welfare state as a useful and necessary historical development. Sandmo (1991) distinguishes three potential reasons for the change in the prevailing view that has taken place since then.

- i) The fact that the welfare state may have grown beyond its optimum size.
- ii) The experience gathered from observing a welfare state in operation.
- iii) The changed political climate which implies that critical economists get higher rewards than sympathetic ones.

If the third reason is at all significant, this paper will be expensive for its author.

Atkinson (1991) is right when he argues that it is time to reconsider the basic functions of the welfare state. Apart from the benefit of stabilizing the political system and avoiding social unrest, the welfare state's main achievement is the social insurance it provides in an uncertain world. Social insurance (as defined in this paper) cannot be equated with, or limited to, the activities which legally are subsumed under this term. Instead, it includes all

redistributive budget flows that reduce the variance in peoples' real living standards. The risk of not having a successful career is substantial for young, and even more so for unborn, children. Knowing these risks, parents may well opt for a massive program of income redistribution to insure their children against bad luck in terms of missed opportunities, illness, injuries and an unfavourable endowment of innate abilities. The whole system of redistributive taxation involves social insurance, as does the provision of public goods. Every road and every school building can be seen as part of social insurance if it is financed with taxes that deviate from the benefit taxation criterion by making the rich net contributors and the poor net receivers of economic resources.<sup>1</sup> In modern societies, the government budget is by far the largest risk absorption device available, generating a protection similar to, but larger than, the protection offered by private insurance companies (see section 2).

Ironically, in some countries, the largest part of what is phrased "social insurance" does not, in fact, contain many insurance elements. In Germany, for example, the pay-as-you-go public pension system is based on a strict equivalence principle implying that a person's pension is proportional to his previous contributions to the system. The pension system is primarily an intergenerational transfer device, its insurance aspects are of secondary importance.

It is often argued that the welfare state has to trade off equity against efficiency goals, that inefficiency is the cost of charity. This view is not compatible with the social insurance interpretation since redistribution is itself an efficiency enhancing activity. The redistribution of market incomes through the government budget can be justified and explained on the basis of individual ethics without resort to utilitarian assumptions.

While the insurance against various kinds of risks is the main allocative function of the welfare state, it would be too narrow to see this function in the context of given risks only. Typically, insurance stimulates risk taking and induces various kinds of moral hazard effects. Social insurance can hardly be an exception.

Up to a certain extent, risk taking is the beneficial part of the behavior changes brought about by redistributive taxation. It has many dimensions. The most important one is probably

---

<sup>1</sup>Sandmo (1991) shows that because of the distortions created by income transfers an efficient redistribution system will always include the free provision of public goods.

a person's educational or occupational choice. A young person faces a large variety of options differing with regard to the expected lifetime income and the riskiness of this income. In many countries, one end of the spectrum is defined by tenured employment in the government sector with low pay, few opportunities for advancement, and nearly perfect security. The other end of the spectrum consists of entrepreneurial activities that involve both a large risk of failure and the chance of winning a fortune. Between these extremes there is a multitude of other options densely covering the whole range.

Social insurance, like private insurance, makes people more daring since the government takes an equal share in the gains and losses resulting from their economic decisions. It makes people jump the dangerous chasms which otherwise would have put a halt to their economic endeavors.

It may, in fact, make them too eager to jump. The safety net provided by social insurance may actually imply that people do not try hard enough to succeed, become careless, and take too dangerous short-cuts in the mountainous life paths. This is the moral hazard problem that limits the usefulness of any insurance contract.

Surprisingly, there is not much literature on the welfare economics of risk taking and redistributive taxation. It is true that there are many contributions on taxation and risk taking including Ahsan (1974, 1976), Allingham (1972), Atkinson and Stiglitz (1980, ch. 4), Bamberg and Richter (1984), Buchholz (1987), Kanbur (1979), and Sandmo (1977). The literature dates back to Domar and Musgrave's (1944) paper and extends it in various directions. However, it concentrates on fiscal rather than redistributive taxation and is, with few exceptions, not concerned with welfare judgements.

There is also a more recent strand of literature including contributions by Diamond, Helms and Mirrlees (1980), Eaton and Rosen (1980), Varian (1980), Rochet (1991), and Mirrlees (1995) which studies the problem of optimal redistributive taxation in the context of various types of income and health risks. This literature is explicitly concerned with welfare judgements, but it is silent about the issue of risk taking. In Varian's important paper, for example, there is an exogenous additive income risk whose size cannot be manipulated by individual action.

This paper tries to reconcile the two apparently unrelated strands of literature by studying the allocative implications of redistributive taxation in the context of risk taking and moral hazard effects. Among other things it will analyze a problem of optimal taxation with endogenous risk taking.<sup>2</sup>

The lack of interest in the welfare state's influence on risk taking may result from an ambiguity in the effect of fiscal taxation on risk taking once found by Feldstein (1969) and Stiglitz (1969) as well as from the more technical aspect that two-parametric characterizations of probability distributions and preference functions are perceived as inferior to direct expected utility maximization. The paper offers a solution to both problems. The ambiguity will be shown to disappear under redistributive taxation, and the use of the linear distribution class methodology of Meyer (1987) and Sinn (1983, 1989, 1990) will make it possible to use a  $\mu - \sigma$  approach with only a little loss in generality.

## ***2. Social Insurance, Market Insurance, and Redistribution: Some Fundamental Issues***

Social insurance systems in the narrower sense of the word are often criticized on the grounds that they involve redistributive elements. Redistribution and insurance, it is maintained, are two completely distinct activities that should not be confused, since inequality is not the same as risk.

This view sharply contradicts the insurance interpretation of the welfare state, and it is misleading for at least two reasons. First, risk taking has implications for the realized degree of inequality in the economy, because the more people dare the larger will be the income gap between those who succeed and those who fail. If the redistribution of incomes stimulates risk taking it will therefore also bring about a more unequal pre-tax distribution of incomes. The paper will study some of the relevant problems involved.

Second, an unequal society involves a substantial risk for a young entrant who does not know which position he will take over. Admittedly, even such a person's prospects may be partly determined through his inherited endowment. But the younger the person, the larger will be the uncertainty and the greater the need for insurance.

---

<sup>2</sup>The paper is a broadened and non-technical discussion that partly draws on previous writings by the author on the subject. See in particular Sinn (1981) and (1995).

Life is a random walk whose path can only partly be manipulated by men's decisions. By the very nature of this random walk, a person's income is more predictable in the short run than in the long run. Seen from today, next year's income is not very risky and so it may appear difficult to interpret income redistribution as insurance. But the income 40 years from now is much less predictable, and many people would agree that a redistribution of that income would be insurance.

Insurance and redistribution are two sides of the same coin. Every insurance contract involves a redistribution from the lucky to the unlucky, and most redistributive measures can be interpreted as insurance when the time span between assessing and taking these measures is sufficiently long. Understanding redistribution as insurance is simply a matter of making the judgement before the veil of ignorance has been lifted.

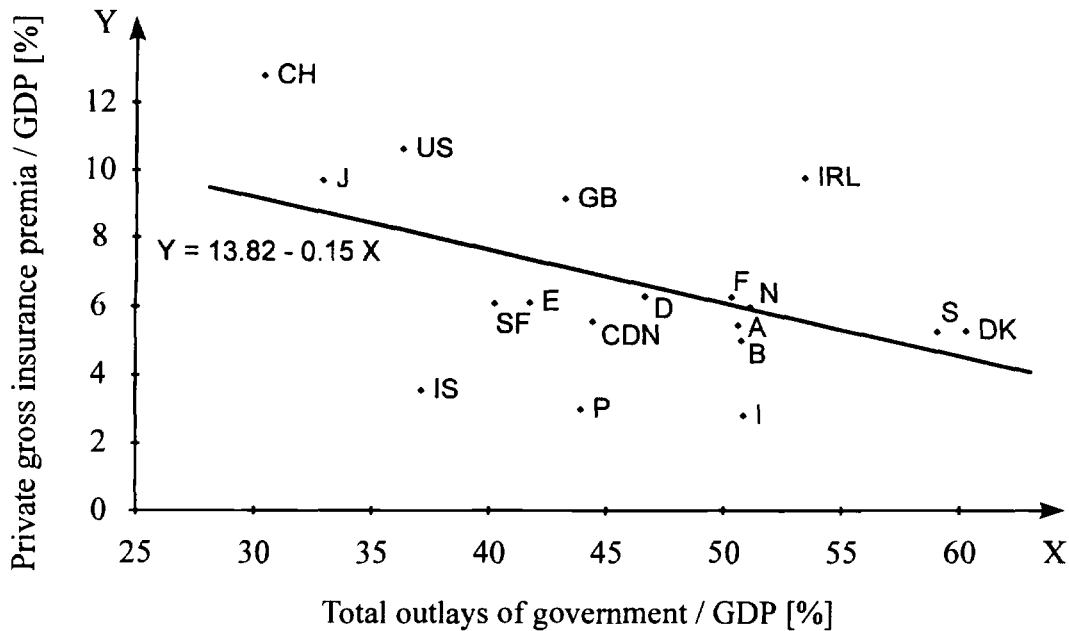
Writers like Friedman (1953), Harsanyi (1953, 1955), Rawls (1971), and Buchanan and Tullock (1962) have earlier clarified this issue in somewhat different contexts, and, in a sense, the principle of judging behind the veil of ignorance can even be attributed to Kant's (1785) *categorical imperative*. The crucial point to note here is that it is not only necessary to make the judgement *behind* a fictitious veil of ignorance, but *before* the veil is actually lifted. For everyone in the society, there was a time where the veil still hid his destiny.

The issue is less philosophical than it seems because it has very practical implications for the relationship between private and social insurance. A number of authors including Bulow and Summers (1984), Gordon (1985), Kaplow (1991, 1992), and Konrad (1991) have demonstrated that, under certain conditions, social insurance cannot improve the allocation of risks beyond what the markets can do. With perfect risk markets, the government cannot improve the allocation of resources, and even with imperfect markets it may not do better if the reasons for the imperfection, typically problems of asymmetric information, apply to the government as well as private insurers. If the government decides nevertheless to introduce additional insurance it will simply crowd out private insurance one by one.

There is some empirical evidence for a crowding out effect. While there is no significant cross-country correlation between the size of social security transfers and the revenue of the private insurance business, there is a significant negative relationship between

total government outlays and private insurance revenue.<sup>3</sup> An increase in the government share in GDP by one percentage point reduces the share of private insurance premia in GDP by 0.15 percentage points. Figure 1 illustrates the findings.

Figure 1: *Private Insurance vs. Social Insurance*



Source: OECD, Historical Statistics 1960-1988, table 6.5, p. 68, Paris 1990. OECD, Insurance Statistics Yearbook 1985-1992, table 1.1, p. 18, Paris 1994. OECD, National Accounts: Main Aggregates 1960-1992, vol. 1, table 13, p.124-125, Paris 1994.

Legend: The data include all countries for which OECD statistics are available. All data refer to the year 1988.

The empirical findings reemphasize the point made in the introduction that social insurance in the narrower sense of the word often does not include much insurance and that all government outlays, even public expenditure for goods and services, should be considered as part of social insurance. They also show, however, that the crowding out effect is far from perfect. It is true that some government insurance competes with private insurance, but the crowding out effect is 15 % rather than 100 % as predicted. Obviously, by far the largest part of social insurance covers risks for which otherwise no private insurance would be available.

<sup>3</sup>The t-value for the latter regression is 1.94 while it is only 0.6 for the former. The crowding out effect in the former (non-significant) case is only 7 %. When only private health, accident, and life insurance is considered, the regression coefficient with regard to total government outlays is more significant (t = 2.2), but has only a value of 0.11.



Barr (1992) has recently argued that the non-existence of risk markets due to adverse selection is the major explanation and justification for social insurance. Unlike private companies, he maintains, the government can force individuals to participate and thus avoid adverse selection. This argument is correct, but incomplete, since it neglects the timing problem.

Judged at the time where private contracts can be settled (i.e. at the beginning of adulthood), the imposition of force by the government is not a Pareto improvement since it makes the good risks worse off. At best, the government intervention can be defended with the Kaldor criterion, that the good risks lose less than the bad risks gain from enforcing a pooling equilibrium so that compensation would be theoretically feasible.

Adverse selection becomes a convincing allocative argument for government intervention if social insurance can cover a longer time span than private insurance so that part of the inequality hampering the latter can be insured as risk by the former.

The reason societies have excluded bondage contracts and rely so much on an individual's voluntary decision at the time of adulthood is a deep sociological and legal question. But it is a matter of fact that this exclusion has made it necessary to develop career insurance through the welfare state rather than through the private insurance market.

While social insurance has substantial advantages over private insurance it is not perfectly free from adverse selection problems either.

One problem is continued voting on the amount of redistribution. Regardless of whether or not an individual (or his parents) had, or would have, welcomed the current income redistribution at an earlier point in time, this individual's current opinion on the desirability of redistribution will largely depend on whether he is a net contributor or a net receiver of public resources. The net contributors are likely to vote for scaling down the welfare state, and so the redistribution may be discontinued if they become the majority in the electorate. Only the fact that the net contributors may themselves be parents or potential parents concerned about the future well-being of their own children preserves good will for

the welfare state. Shrinking populations with a small percentage of parents may well be inclined to introduce a policy of dismantling the welfare state.

A more serious problem is the openness of international borders. Open borders that allow free migration undermine the social insurance contract and bring about the same adverse selection problems from which a market solution would suffer. The openness of borders was not a problem when the welfare state was created. At that time government intervention was seen as the most attractive solution for satisfying the needs of a risk averse society. Today, in a Europe that is in the process of removing its internal borders, things may be different. The last section of this paper will go into more details of this problem.

Apart from the legal difficulties of having private "career insurance" contracts, a crucial aspect contributing to the historical development of the welfare state can probably be seen in the growing importance of the provision of public goods motivated by other reasons. As was described so vividly by Wagner (1876) and Timm (1961), industrialization, urbanization and the general development of the exchange economy required a more than proportional increase in public expenditure for infrastructure, justice, and education. Given that this expenditure was necessary it was plausible to finance it with redistributive rather than poll or benefit taxes. Introducing redistributive elements into the tax system had the advantage of providing social insurance without involving additional transactions or administrative costs. The marginal administrative cost of making an existing tax system redistributive may have been negligible or even negative. Setting up a private insurance solution from nothing would certainly have been the more expensive solution.<sup>5</sup>

### ***3. Risk Taking, Insurance and Redistributive Taxation***

It is frequently argued that insurance induced behavior changes are a sign of moral hazard which as such reduces the benefit from insurance. This view does not harmonize well with the beneficial effects that the Domar-Musgrave literature attributes to risk taking.

Indeed it is one of the great advantages of insurance that it makes risks bearable that otherwise would have prohibited economic activities. Henry Ford once said that New York

---

<sup>5</sup>A related argument has been made by Christiansen (1990).

would not have been built without the help of the insurance system, and it seems appropriate to add that the rise of Venice to the world's richest city in the 14th and 15th centuries is inconceivable without the invention of a modern insurance system. Under the protection of the *foenus nauticum* and the various derivatives invented at the time the Venetian merchant fleet risked making journeys to the most remote corners of the Mediterranean (later even to the Atlantic), collecting astronomical gains from trade.<sup>6</sup>

The beneficial effects of insurance are not limited to cases of active entrepreneurship. Even a reduction in loss prevention brought about by insurance can, in principle, be seen as a beneficial effect. When insurance under equivalence rating is cheaper than prevention there is no reason to denounce a substitution of these two activities a moral hazard. Cruciger (1921, p. 6n.) reports an interesting example from Hamburg's merchant fleet. For a long time, the fleet used to be accompanied by convoy ships whose task was to protect it against piracy. The maintenance of the convoy ships was expensive, though, and so there is small wonder that the introduction of an efficient insurance system in the 18th century rendered the convoy ships superfluous. Substituting insurance for convoys increased the profitability of Hamburg's merchant fleet and contributed to its success as continental Europe's most important harbour.

Equally spectacular examples do not seem to be available for social insurance, since social insurance helps with many different and diffuse risks rather than with well-specified and particular economic risks. Still, there is every reason to suspect that, in principle, beneficial risk taking effects of a similar kind can be expected from social insurance, too. Under the protection of the welfare state people can avoid costly private protection measures like precautionary saving, job diversification, ultra-tenured employment contracts, offspring maximization or health fetishes. And they can dare to change jobs, to move to another house, to seek employment in risky industries, to open their own business, or to specialize in a rare profession. The persistent structural change associated with industrial development would certainly face more resistance than it does if the welfare state did not spread its safety net to protect the large numbers of losers typically brought about by such a change. Interestingly enough, even the Venetian merchant fleet was not protected only by the newly created private

---

<sup>6</sup>A more detailed discussion of the role of insurance for the Venetian development can be found in Sinn (1988).

insurance business, it received substantial public protection, too. While private insurance covered the loss of cargo, the galleys were owned by the state, which completely absorbed their risk of loss and destruction.

The risk taking effects of market and social insurance are similar but not identical. To analyze the differences formally, let us assume a conventional formulation of a decision problem under uncertainty well known in the insurance literature,<sup>7</sup> but represent the choice problem in  $\mu - \sigma$  space in order to be able to speak meaningfully about "risk taking". The  $\mu - \sigma$  formulation can be used without any loss of generality, if it is assumed that all distributions belong to the same linear distribution class. Any von Neumann-Morgenstern utility function can be exactly represented by indifference curves in  $\mu - \sigma$  space that are well behaved and have properties that relate in an obvious way to the properties of the respective von Neumann-Morgenstern function.<sup>8</sup> Neither quadratic utility nor normality in the distributions has to be assumed.

Let  $m$  be a person's income in the case of good luck,  $e$  his effort in terms of loss prevention expenses, and  $L$  the random loss. Without insurance, income is

$$(1) \quad Y = m - e - L \quad (\text{no insurance}).$$

Now suppose there is a *market insurance* covering the fraction  $\tau$  of the losses and costing a premium  $p$ . Income becomes

$$(2) \quad Y = m - e - L(1 - \tau) - p \quad (\text{ideal market insurance})$$

where<sup>9</sup>

$$(3) \quad p = \tau \cdot EL \quad (\text{ideal market insurance}).$$

Abstract from the fact that, for the reasons explained, market insurance is not available for the kinds of risk considered.

---

<sup>7</sup>See, e.g., Ehrlich and Becker (1972).

<sup>8</sup>See Meyer (1987) and Sinn (1983, 1990) for the details.

<sup>9</sup>Throughout the paper  $E$  is the expectation and  $R$  the standard deviation operator.

Suppose alternatively that there is *social insurance* through redistributive taxation where  $\tau$  is now the tax rate. Post tax income is

$$(4) \quad Y = (m - e - L)(1 - \tau) + t \quad (\text{redistributive taxation}).$$

The variable  $t$  is a non-stochastic transfer (monetary and public goods) from the state. which has to satisfy a balanced budget requirement:

$$(5) \quad t = \tau(m - e - EL) \quad (\text{redistributive taxation}).$$

It is assumed that the individual risks are stochastically independent so that the law of large numbers ensures that any residual risk remaining with the insurance companies or the government is negligible in a large economy. With positively correlated risks there is no, or only little, scope for insurance, and with negatively correlated risks consolidation is particularly easy. The assumption of stochastic independence is a special, but not an implausible, assumption, lying in the middle of the spectrum of possibilities.

Equations (1) - (5) imply different choice sets in  $\mu - \sigma$  space whose shapes depend on the way effort affects the loss distribution. Let us assume that

$$(6) \quad L = \lambda(e)\theta$$

where  $\lambda$  ( $\lambda' < 0$ ,  $\lambda'' \geq 0$ ,  $\lambda' \rightarrow -\infty$  as  $e \rightarrow 0$ ) is a function reflecting diminishing marginal returns to effort and  $\theta$  ( $\theta \geq 0$ ) is the random state of nature.

The pre-insurance mean and standard deviation become

$$(7) \quad \mu = m - e - \lambda(e)E\theta \quad (\text{no insurance})$$

and

$$(8) \quad \sigma = \lambda(e)R\theta \quad (\text{no insurance})$$

Private insurance covers specific contingencies. Typically there is a very narrowly defined set of circumstances under which a private insurance company pays indemnification. Social insurance, by way of contrast, is an all-inclusive insurance that protects against the risks of lifetime careers. The two kinds of insurance are not easily comparable.

The timing problem could be the reason why private insurance is not available for the kinds of risks covered by redistributive taxation. The issue can best be understood from the perspective of parents with young children or even parents-to-be because for them the veil of ignorance has not yet been lifted. These parents do not know which innate abilities their children have been endowed with, they may fear that their children suffer from illnesses and injuries, they are afraid of bad teachers and friends, they are concerned about missing job opportunities and bad choices, they are afraid that their children may become unemployed, and they hope, but cannot be sure, that a successful marriage will be possible. The welfare state cannot eliminate these risks, but, by offering a redistribution contract between successful and unlucky children, it can help mitigate the consequences.

Under the present liberal constitutions prevailing in Western countries, similar private redistribution contracts are inconceivable. They would not be allowed since they would come close to bondage, a system long overcome in these countries by the course of history. It would have to be acceptable for parents to allocate substantial fractions of their children's incomes to private institutions without their offspring having the chance to modify, or even nullify, the decision when they become adults.

Private redistribution contracts have to "wait" until a person is grown up, but by then most of the veil of ignorance will have been lifted. When both the insurer and the insuree have the same knowledge about the inequalities then existing they will not be able to find a mutually agreeable redistribution contract. And when the insuree has superior knowledge, there will be the typical adverse selection problem, analyzed so frequently in the insurance literature. Full coverage pooling equilibria are not feasible since the good risks will not participate, and, at best, there can be a separating equilibrium where only bad risks find enough coverage. All too often, insurance for the good risks will not be available at all.<sup>4</sup>

---

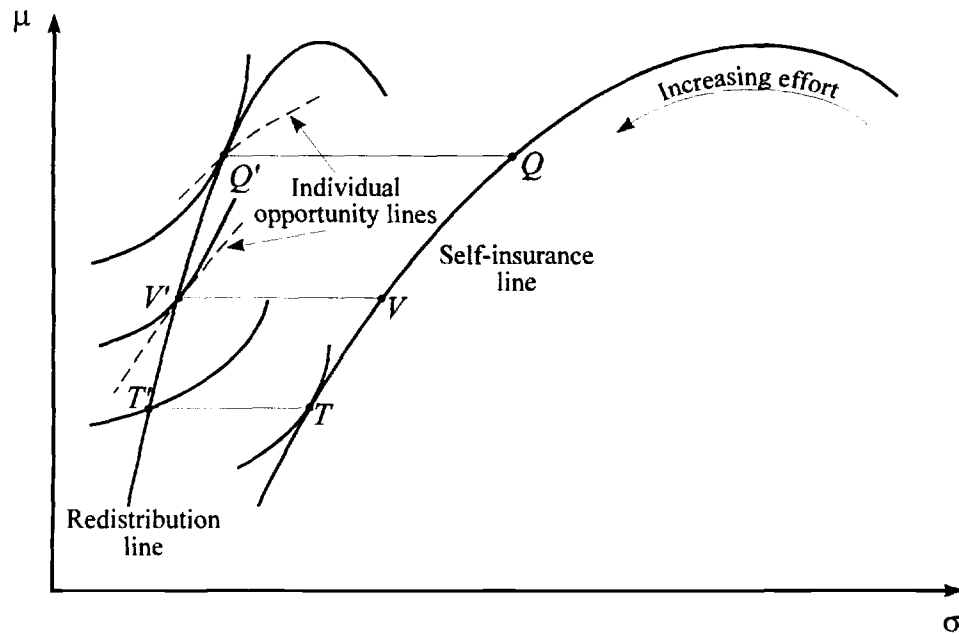
<sup>4</sup>Atkinson (1991) denies this argument pointing to the fact that often bad risks are rejected by the insurance companies. This observation is probably due to pooling contracts enforced by the government and regulating

where  $R$  is the standard deviation operator. Denote the opportunity set described by (7) and (8) the "self-insurance line". The self-insurance line is represented in Figure 2. Its slope is

$$(9) \quad \frac{d\mu}{d\sigma} = \frac{\partial\mu / \partial e}{\partial\sigma / \partial e} = \frac{-\frac{1}{\lambda'(e)} - E\theta}{R\theta} \quad (\text{no insurance}).$$

Obviously, the self-insurance line is concave and has a maximum where  $\lambda'(e)E\theta = -1$ . This is the point where the cost of a marginal unit of effort equals the expected loss reduction it brings about. Increasing effort means moving from right to left along the self-insurance line. There is always a reduction in risk and in the expected loss with such a move, but the reduction in the expected loss will only be able to overcompensate the cost of effort in some initial range.

In the absence of insurance the individual will pick a point like  $T$  where an indifference curve is tangent to the self-insurance line. The point is to the left of the maximum, indicating that the individual chooses more effort than necessary to maximize income. Obviously, risk aversion - the positive slope of the indifference curve - implies that some expected income is sacrificed in order to lower the risk. To turn it the other way round, the individual operates at a point of his efficiency frontier where a little more risk tolerance would generate a little more expected income.

Figure 2: *Risk Productivity, Ideal Insurance, and Redistributive Taxation*

There are two interesting aspects of this simple result. The first aspect is that risk taking is productive. The reason for the productivity of risk taking is the same as the reason why, in general, the marginal productivity of factors of production is positive. Because the use of a factor is an *unwanted* activity, a firm operates at a point of its opportunity set where it compromises between the goal of minimizing this activity and maximizing another activity which is wanted. Increasing the unwanted activity a little makes it possible to increase the wanted one too: the unwanted activity is productive. Think of the old debate between von Böhm-Bawerk (1888, pp. 328-362) and Fisher (1907, pp. 64 n.) about the productivity of "waiting" (which we today call capital). Fisher showed nicely that it is only the preference for not waiting which explains why waiting is productive. Seen this way, Pigou (1932, pp. 771-781) was right when he called risk a "factor of production" with the same status as the better known factors like capital and labor.<sup>10</sup>

The second interesting aspect of the result is that market insurance and redistributive taxation may be able to bring risk productivity into operation. If risk aversion is the reason for

<sup>10</sup>For further discussions of this theme see Konrad (1992) and Sinn (1986).



a positive marginal productivity of risk, then an effective reduction of this aversion through insurance will increase the expected income.

Consider the *ideal market insurance* first. From (2), (3), and (6) it follows that expected income and its standard deviation are given by

$$(10) \quad \mu = m - e - \lambda(e)E\theta \quad (\text{ideal market insurance})$$

and

$$(11) \quad \sigma = (1 - \tau)\lambda(e)R\theta \quad (\text{ideal market insurance}).$$

The equations indicate that ideal market insurance does not change the mean, but reduces the standard deviation of income. For reasons that will become clear in a moment denote the opportunity set resulting from (10) and (11) the "redistribution line". With ideal market insurance, the redistribution line is the individual opportunity locus of decision alternatives as perceived by the insuree. The redistribution line is represented in Figure 1. It can be constructed from the self-insurance line by shifting each point horizontally towards the abscissa where the percentage move equals the degree of coverage. The slope of the redistribution line equals

$$(12) \quad \frac{d\mu}{d\sigma} = \frac{1}{1 - \tau} \cdot \frac{-\frac{1}{\lambda'(e)} - E\theta}{R\theta} \quad (\text{ideal market insurance}).$$

A comparison with (9) shows that, with any given effort level, the slope is  $1/(1 - \tau)$  times the slope of the self-insurance line. The individual's optimum on this line is a point like  $Q'$  which is the analogue of point  $Q$  on the self-insurance line. If the individual did not change his behavior, insurance would result in point  $T'$ .  $Q'$  is above  $T'$ , since at point  $T'$  the indifference curve is flatter and the redistribution line is steeper than at  $T$ , indicating that the point of tangency is above  $T'$ .

Before this result is interpreted, consider the case of *redistributive taxation* next. If (5) is inserted into (4) the individual's choice problem obviously becomes isomorphic with the

choice problem under ideal insurance, as represented by (2) and (3). Such procedure would not make sense, however, since it is the characteristic of redistributive taxation that the individual cannot affect the amount of transfers or public goods received through a manipulation of the taxes he pays. Thus the "individual opportunity line" in the case of redistributive taxation is only given by (4) where (5) is just an equilibrium condition which has to hold but which the individual cannot incorporate into his own decision problem other than by taking the right amount of  $t$  as given. The mean and standard deviation of (4) are given by

$$(13) \quad \mu = [m - e - \lambda(e)E\theta](1 - \tau) + t \quad (\text{ideal redistribution})$$

and

$$(14) \quad \sigma = (1 - \tau)\lambda(e)R\theta \quad (\text{ideal redistribution}).$$

Depending on the level of  $t$ , these equations imply alternative individual opportunity lines as illustrated in Figure 1. The slope of these lines is again given by

$$(15) \quad \frac{d\mu}{d\sigma} = \frac{-\frac{1}{\lambda'(e)} - E\theta}{R\theta} \quad (\text{ideal redistribution}),$$

as in the absence of taxation.

A redistributive equilibrium is a situation where the individual has made his optimal choice and the government has chosen its transfer so as to balance its budget. In the figure this is a situation where an individual opportunity line is tangent to an indifference curve and where, at the same time, this point of tangency is located on the redistribution line. It must be on the redistribution line since, as just noted, (4) and (5) imply that only on this line is the government budget balanced, given the tax rate. The redistributive equilibrium is in a point like  $V'$ .  $V'$  is above  $T'$  since at  $T'$  the indifference curve is flatter than at  $T$  while the individual opportunity line has the same slope as at  $T$ .  $V'$  is below  $Q'$ , since at  $Q'$  the redistribution line

has the same slope as the indifference curve, but the individual opportunity line has always a lower slope than the redistribution line.

The interpretation of this result is straightforward if one decomposes the move from  $T$  to  $V'$  into a move from  $T$  to  $T'$  and from  $T'$  to  $V'$ . The two components indicate a double benefit from redistributive taxation. The first is the insurance effect. People's expected utility increases, since part of their uncertainty is removed. The second is the risk taking effect. People prefer to translate part of the gain in safety into a higher expected income by taking more risks. This in itself increases expected utility a second time. Although in the case considered the increase in risk taking comes about through a reduction in the self-insurance effort, the effect cannot be considered as a moral hazard effect. Since the government budget is balanced, no one else in the economy has a disadvantage. Both the insurance effect and the risk taking effect are strict Pareto improvements.

While the risk taking effect is welfare increasing it is obviously not large enough. Given the rate of coinsurance  $\tau$ , the constrained Pareto optimum is at  $Q'$ , the point reached with ideal insurance. Ideal insurance is one where the insurer tailors the premium precisely to the action the individual chooses. This implies that insurance creates a double incentive for risk taking: the required marginal compensation for risk taking ( the indifference curve slope) declines with a reduction in risk and the marginal return to risk taking [the right-hand side of (12)] increases. The individual perceives the redistribution line as his feasible opportunity set.

In contrast, redistribution only creates the first type of incentive, the decline in the required marginal return to risk taking. In order for redistributive measures to create the second type as well it would be necessary to tailor the public transfer  $t$  to the individual action, which is an unrealistic requirement.

While risk taking is too small under redistributive taxation, the effect as such is unambiguous. This is in striking contrast to the verdict by Feldstein (1969) and Stiglitz (1969) that once ended the discussion about the Domar-Musgrave effect. Both authors found the risk taking effect to be ambiguous under a general class of von Neumann-Morgenstern utility functions, but it is important to realize that they considered fiscal rather than redistributive taxation. Under fiscal taxation the expected income declines which, in itself, increases the

required marginal compensation to risk taking when the utility function exhibits decreasing absolute risk aversion. Under redistributive taxation this effect is absent since the expected income is not changed. A formal proof that the required marginal compensation to risk taking will indeed fall when  $\sigma$  decreases while  $\mu$  is constant is given in Sinn (1990).<sup>11</sup>

#### ***4. Moral Hazard***

The previous section analyzed risk taking under idealized conditions. The ideal insurance was one with equivalence rating where the premium was tailored to the individual decision, and the ideal redistribution was such that the tax base was identical with the argument of the individual's utility function. The tax that comes closest to the one analyzed is a cash flow tax for business investment where, however, all variables would have to be interpreted in present value terms.

In many respects, reality is remote from the ideal situation analyzed. Community rating is typical for many market insurance situations, because the insurer has inferior knowledge of the individual's actions, and imperfect deductibility of effort is a typical problem for tax systems.

Effort can have many more dimensions than are captured by equation (6). Equation (6) depicts the role of effort *ex ante*, before the dice of destiny are cast. Equally important is effort *ex post*, when the uncertainty has been resolved. Actually, most of the conventional theory of tax distortions concentrates on this type, and to analyze it here would mean bringing coals to Newcastle. In principle, *ex post* moral hazard (or tax distortions under certainty) would have to be represented by downward shifts of the self-insurance and redistribution lines.

For the purposes of this exposition, it may instead be useful to concentrate on the problems resulting from distorting *ex-ante* effort. Assume that effort is leisure or non-market income given up for the purpose of controlling risk and let  $n$  be the total amount of leisure or non-market income available. Abstract from the multidimensionality of the problem by

---

<sup>11</sup>The proof allows for declining, constant, and increasing absolute risk aversion provided that the increase is not "faster" than with the "fastest" quadratic utility function compatible with the assumption of increasing marginal utility in the relative range. Since no one ever has found, proposed, or used a utility function whose absolute risk aversion increases faster than with a quadratic utility function nearly perfect generality of the proof can be claimed.

assuming that income, effort, leisure or non-market income, losses, and public transfers can all be expressed in terms of the same good. Admittedly this is a courageous assumption for a tax theorist, but it is one that helps concentrate on the distortion in risk taking. The tax is now an idealized version of a labor income tax with a labor-leisure distortion. Instead of (4) and (5) one gets

$$(16) \quad Y = (m - L)(1 - \tau) + n - e + t$$

and

$$(17) \quad t = \tau(m - EL) .$$

Using (6), the mean and the standard deviation become

$$(18) \quad \mu = [m - \lambda(e)E\theta](1 - \tau) + n - e + t$$

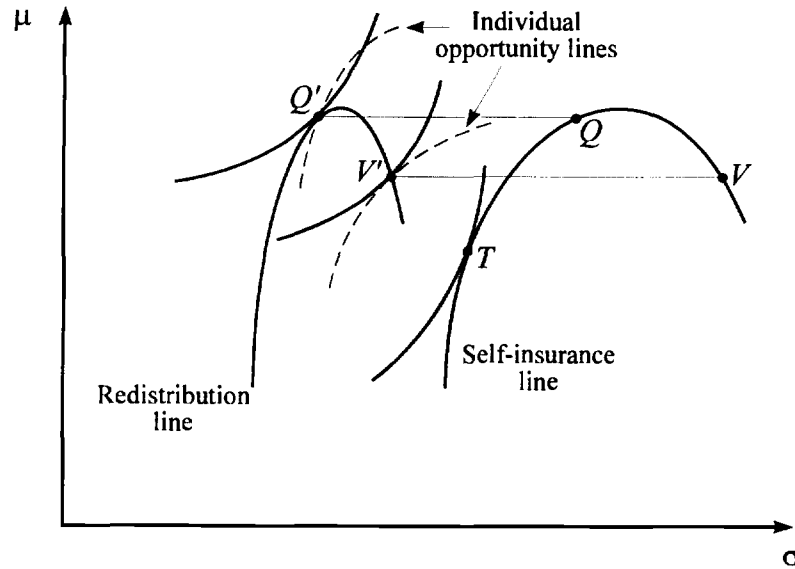
and

$$(19) \quad \sigma = (1 - \tau)\lambda(e)R\theta .$$

The corresponding slope of the individual opportunity line is

$$(20) \quad \frac{d\mu}{d\sigma} = \frac{1}{1 - \tau} \cdot \frac{-\frac{1}{\lambda'(e)} - (1 - \tau)E\theta}{R\theta} .$$

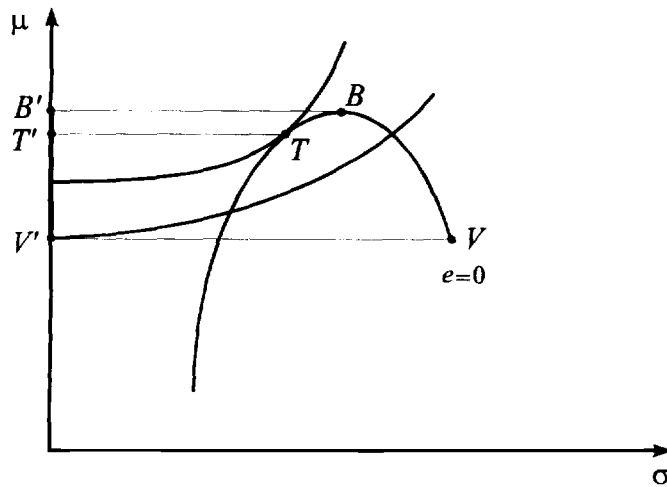
Note that  $t$  has to be taken as given in the derivation of the individual opportunity line. A redistributive equilibrium, however, must satisfy (17) and so the solution where an indifference curve is tangent to the individual opportunity line must again be on the redistribution line. [Equations (16) and (17) yield the same opportunity set in  $\mu - \sigma$  space as (2) and (3) or (4) and (5)]. Figure 3 illustrates the solution.

Figure 3: *Moral Hazard*

A comparison between (20) and (12) shows that with  $\tau > 0$ , the slope of the individual opportunity line with moral hazard will always be larger than that of the redistribution line which, as was shown earlier, itself exceeds that of the individual opportunity line without moral hazard. This implies that effort is too small relative to a constrained Pareto optimum given the tax rate, and there is too much risk taking. The solution may even be to the right of the maximum of the redistribution line (and of the self-insurance line) as illustrated in the figure.

It is now no longer clear that risk taking is beneficial, and it is even possible that there is a net loss of utility from the imposition of the welfare state. Figure 4 illustrates this. In the limit as  $\tau \rightarrow 1$ , the redistribution line converges to a straight line on the ordinate such as  $B'V'$  where the indifference curve slope is zero.<sup>12</sup> Clearly, setting (20) equal to zero and letting  $\tau$  approach unity implies that  $\lambda' \rightarrow -\infty$  and  $e = 0$ . The individual makes no effort, the pre-tax distribution is represented by  $V$ , and the post-tax distribution is represented by  $V'$ .  $V'$  is on a lower indifference curve than the laissez-faire optimum  $T$ . The overdrawn welfare state creates net welfare losses which is what the critics of the welfare state seem to have in mind.

<sup>12</sup>This is a general property holding for all von Neumann-Morgenstern functions. See Sinn (1983).

Figure 4: *The Excessive Welfare State*

To conclude the discussion of moral hazard note that in this case, and only in this case, the tax problem becomes isomorphic with the insurance problem. Moral hazard in the insurance problem results from community rating which implies that the premium is not tailored to the individual action while the insurance company's budget constraint, equation (3), still has to hold in an insurance equilibrium. If the companies cannot observe the individual actions, they can still use experience rating to make sure that (3) is satisfied and their expected indemnification costs are covered. Calculating  $\mu$  and  $\sigma$  for (2) with given  $p$  gives the same expression for the slope of the individual insurance line under market insurance as (20) and therefore the same type of excessive risk taking solution as under redistributive taxation without deductibility of effort.

Taken together, the results of this and the previous section suggest that there is a chance to design a tax system where, despite imperfect deductibility of effort, the optimal amount of risk taking may be generated. With a full deductibility, there is too little risk taking. With no deductibility, there is too much risk taking. There should be an intermediate solution where redistributive taxation is able to generate the optimal amount of risk taking as could be expected from ideal insurance with equivalence rating.

### ***5. Redistribution and Inequality***

There is an extensive literature on the effect of taxation on inequality, but nearly all contributions assume a fixed pre-tax distribution and disregard possible repercussions from redistributive taxation to the pre-tax distribution of incomes.

There are a number of possibilities for such repercussions, all having in common that pre-tax incomes become more unequal when the government tries to equalize post-tax incomes. One possibility is simply that the supply of the taxed factors of production is elastic so that the tax burden can be fully shifted to the inelastic factors and the net-of-tax rewards of the taxed factors stay constant. A small open economy is a particularly good example for this case. Another possibility is that efficiency wages require a given net-of-tax distribution of incomes so as not to violate the non-shirking constraints. A third possibility is that tax-induced risk taking makes the pre-tax distribution more unequal. Kanbur (1979) has considered this case in a model with risky occupational choices and intersectoral migration, and there is also a discussion of related phenomena in Boadway and Wildasin (1990). The first to have used this argument seems to have been Friedman (1953).

The easiest possibility for modelling the problem is to assume that there is an economy with ex-ante identical individuals who have the same preferences and who are endowed with the same set of probability distributions from which they can make their choices. If it is assumed that the probability distributions are stochastically independent across the individuals, in a large economy it will turn out that the realized income distribution is identical with each person's chosen probability distribution. If, say, the chosen probability distribution indicates that the probability of having an income of between \$ 100.000 and \$ 101.000 is three percent, then the percentage of people whose income turns out to be in this range is just this three percent. The law of large numbers converts a probability ex ante into a relative frequency ex post.

If we apply this idea to the choice problems analyzed in the two previous sections it turns out that  $\mu$  and  $\sigma$  are not only the mean and standard deviations of the probability distributions faced ex ante, but also the average per-capita income and its standard deviation as realized ex post. The trade-off between expected income and risk turns out to be a trade-off



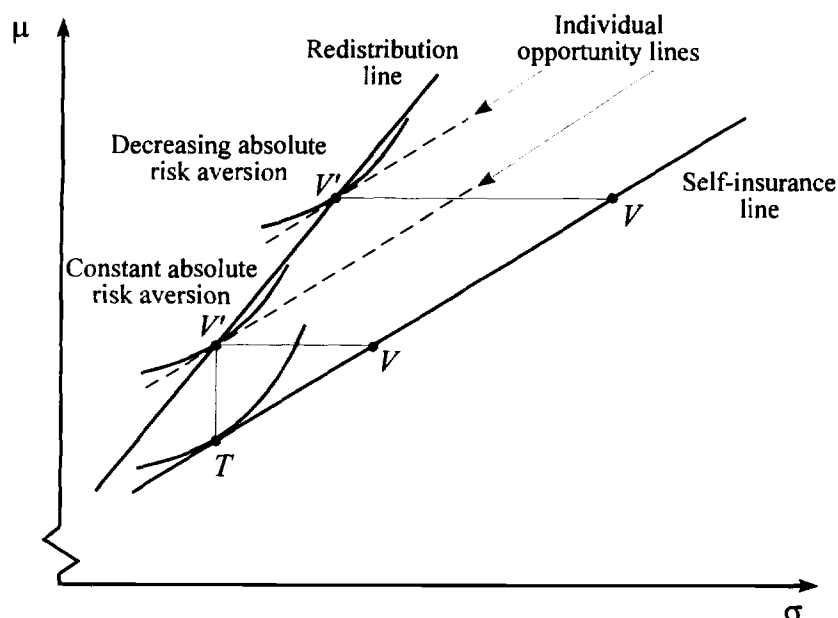
between average income and equality, and the indifference curves become social indifference curves representing unambiguously the society's evaluations of income distributions. The point where an indifference curve enters the ordinate indicates Atkinson's (1970) "equally distributed equivalent income" for all income distributions located on this indifference curve.

Ideal redistribution as analyzed in section 3, makes the pie bigger and its pre-tax distribution more unequal. Moral hazard as analyzed in section 4, may or may not bring about further increases in the size of the pie, but it will definitely make pre-tax inequality even larger.

However, how post-tax inequality will be affected, is not clear because the insurance and risk taking effects counteract one another.

If the self-insurance line is strongly curved there is little scope for changes in pre-tax risk, and the insurance effect will dominate. If, on the other hand, the self-insurance line is sufficiently straight, i.e. if there are approximately constant returns to risk taking, the opposite may be true. Figure 5 illustrates this case.

Abstract for a moment from moral hazard and consider the case of ideal redistribution. The redistribution line is now linear, too, and it has a slope  $1/(1-\tau)$  times that of the self-insurance line [c.f. (12) and (15)] While the laissez-faire solution is  $T$  on the self-insurance line, the redistributive equilibrium is characterized by a point on the redistribution line where an indifference curve is tangent to one of the dashed individual opportunity lines. The individual opportunity line has the same slope as the self-insurance line [c.f. (9) and (15)] but, depending on the level of public transfers, it can have different positions.

Figure 5: *The Redistribution Paradox*

The interesting question is whether the solution point is to the right or to the left of the laissez-faire point  $T$ ; i.e., whether redistributive taxation increases or decreases post-tax inequality. The answer depends on whether absolute risk aversion is an increasing or a decreasing function of expected income, because the direction in which absolute risk aversion changes with an increase in  $\mu$  is the same as the direction in which the indifference curve slope changes when  $\mu$  increases, given  $\sigma$ .<sup>13</sup> In the borderline case where absolute risk aversion is constant, the point of tangency,  $V'$  in the figure, happens to be vertically above the laissez-faire point  $T$ , which indicates that redistributive taxation will not affect the post-tax inequality of incomes.

In the realistic case of decreasing absolute risk aversion, the indifference curve slope declines if  $\mu$  increases with given  $\sigma$ , and so the point of tangency with an individual opportunity line must be to the right of the laissez-faire point  $T$ . There is a "redistribution paradox". Redistributive taxation makes the post-tax income distribution more unequal because people prefer to translate more than 100 % of the increase in safety and equality into risk taking in order to be able to enjoy a larger size of the pie.<sup>14</sup>

<sup>13</sup>See Sinn (1983, p. 116 n).

<sup>14</sup>Note that inequality is here defined in absolute rather than relative terms. If inequality is measured by the coefficient of variation,  $\mu/\sigma$ , the borderline case where  $\mu/\sigma$  stays constant despite an increase in redistributive

While this paradoxical result has been derived under the assumption of ideal redistributive taxation, it is immediately obvious from the discussion of the previous section that it will hold a fortiori if there is a moral hazard effect in terms of excessive reduction in prevention effort and, correspondingly, excessive risk taking and inequality. Thus it seems that, under the conditions analyzed in this paper, the only crucial assumption necessary for the taxation paradox to hold is constant returns to risk taking. Future research will have to clarify to what extent this particular feature can be expected in real choice problems under uncertainty.

Regardless of how post-tax inequality changes, it will always be true in the present model that pre-tax inequality rises when there is more redistributive taxation. This aspect sheds new light on the positive correlation between income inequality and redistributive taxation that has found so much attention recently in papers by Alesina and Rodrik (1994), Perotti (1992), and Persson and Tabellini (1994). These authors argue that a high level of pre-tax inequality implies a political equilibrium with high redistributive taxes which, since taxes on capital income are included, tends to reduce the growth rate of the economy. The present analysis is not a contradiction to this view since an optimally designed welfare state may indeed react to an exogenous increase in the riskiness of the individual's pre-tax opportunity set (a rightward shift of the self-insurance line) with a tax increase. However the present analysis makes it clear that the causality could also be the reverse of how the authors interpret their empirical findings. More inequality in pre-tax incomes may well be the result rather than the cause of more redistributive taxation.

### ***6. The Optimal Tax Problem***

What do we learn from the foregoing analysis for the design of an optimal redistributive tax system?

An important, but not very surprising lesson is that the tax base should coincide as closely as possible with the argument of people's utility function. This means, in particular, that effort should be deductible. It is true that risk taking would be too small under such

---

taxation is characterized by constant relative risk aversion which implies a homothetic indifference curve system.

conditions, but the policy would definitely avoid the severe allocation problems that otherwise will have to be expected. It would err on the right side, since risk taking would always be welfare increasing relative to the situation where tax payers do not change their behavior. Cash flow taxes, and all taxes that allow for an immediate deduction of investment expenses and other outlays, would be optimal, but the income tax in its usual form would be less desirable. On the one hand, depreciation pro rata temporis means that, in present value terms, there is imperfect deductibility of "effort" in terms of investment outlays. On the other hand, labor income taxation fails to make allowance for the leisure given up, perhaps the most important "effort" involved.

As little can be done about the distortions in the labor leisure choice and a number of other distortions, there is a problem of optimal redistributive taxation balancing the advantages and disadvantages at the margin.

Suppose, the moral hazard model of section 4 applies and the government wants to choose a tax rate so as to maximize the representative agent's expected utility, knowing what this agent's reactions are. Clearly it will be true, as is well-known from similar problems in the insurance literature,<sup>15</sup> that the optimal coinsurance rate is between zero and one. In the present context, the first bit of redistributive taxation has a positive first order effect on utility via the insurance effect but, since risk taking is optimal when there is no taxation, only a second order effect via the resulting change in risk taking. And the last bit of redistributive taxation, when  $\tau$  has approached unity, will reduce utility via a reduction in expected income but will not be able to change utility due to a change in post-tax risk, because there is no risk aversion in the small (the indifference curves enter the ordinate perpendicularly).

A more interesting question is what the optimality condition says. In principle, there are two possibilities for an optimal redistributive tax system. They are illustrated in Figures 6 and 7. For any given tax rate  $\tau$  there is a well-specified redistribution line as illustrated in Figures 2 and 3 with a unique redistributive equilibrium. Plotting the alternative equilibria resulting from different tax rates gives the arrowed curves shown in Figures 6 and 7 which may be called "equilibrium lines". A movement along an equilibrium line following the

---

<sup>15</sup>See e.g. Shavell (1979).

arrows indicates an increase in the tax rate. The optimal tax rate is reached in a point like  $Z'$  where the equilibrium line is tangent to an indifference curve.

Figure 6: *The Optimal Tax Problem*

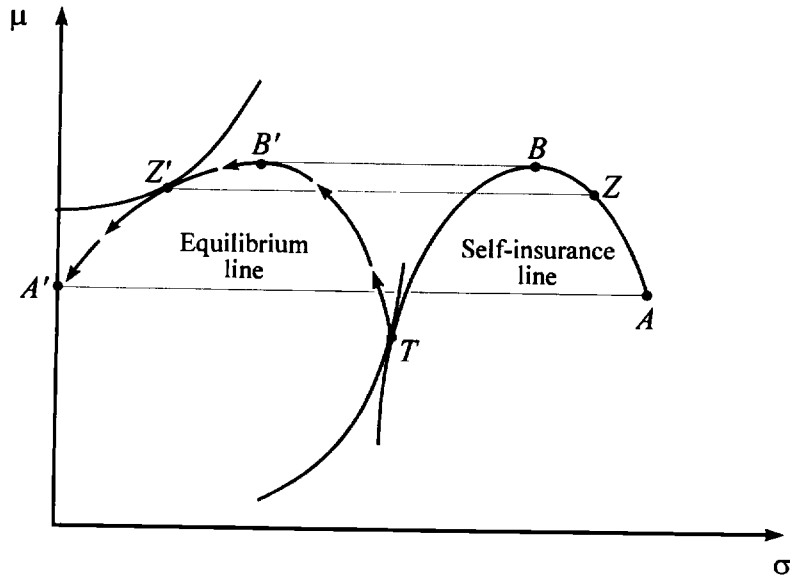
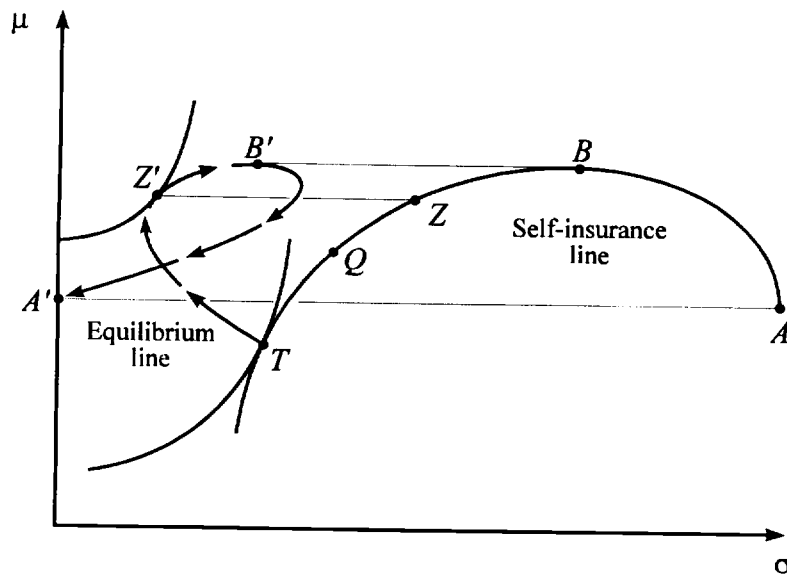


Figure 7: *Optimal Taxation and the Redistribution Paradox*



A continued increase in the tax rate  $\tau$  implies that the pre-tax distribution changes as described by a rightward movement along the self-insurance line, while the post-tax distribution changes as described by the equilibrium line. In Figure 6, the optimal pre-tax

distribution is characterized by a point like Z which is to the right of the maximum. In the optimum, a small tax increase reduces average income, increases pre-tax inequality and reduces post-tax inequality.

In Figure 7, the optimum is to the left of the maximum of the self-insurance line, because the equilibrium line performs a loop. Such a loop is possible if the self-insurance line is, in parts, fairly straight so that the conditions for the taxation paradox apply. By definition, the taxation paradox characterizes a situation where the arrowed equilibrium line bends to the right. In an optimum like that shown in Figure 7, a small tax increase will increase average income as well as pre-tax and post-tax inequality.

It is unclear which of these two constellations will hold in reality. However, whichever does, it is clear that in an optimal redistributive tax system one of two seemingly paradoxical constellations must prevail. Either it is true that the economy operates at a point of its technological efficiency frontier (the self-insurance line) where less inequality results in a larger pie, or it is true that more redistribution makes post-tax incomes more unequal.

### *7. The Nation State and the Welfare State*

In Europe, the development of the welfare state was closely linked to the preceding development of the nation state. The common idea behind both institutions can be seen in the formation of a solidarity community to provide protection against enemies and give mutual assistance, a goal that in one way or another has been included in most constitutions. The nation state can be seen as a mutual insurance society.

Europe is now in a process of dismantling the nation state, opening its borders and creating supranational structures that, in the longer run may lead to a federation along the lines of the United States of America.

However favorable this development may be from the viewpoint of eliminating the risk of military conflict and exploiting further gains from trade, the welfare state will be severely endangered. Redistribution on a supranational level will be ruled out for the time being due to pre-existing income differences between the countries, and redistribution on the national level may be eroded by the new competitive pressures that open borders bring about

for the nation states. The main problem facing the welfare state is the possibility of adverse selection as mentioned above.

When the welfare state was firmly embedded into a nation state with fairly closed borders, adverse selection was not a problem. The rich who had to pay could not leave the country, and the poor from other countries who might qualify as recipients of public funds could not immigrate. Things will be very different in the new Europe where the nation states are facing open borders that allow free migration of goods, factors, people, and tax bases. Opening the borders has the disadvantages of loosening the commitment to meeting the obligations from the redistribution contract for the rich, and of admitting poor people when it is already known that they are needy.

To see what could happen, suppose the model developed above is extended to a set of identical welfare states between which costless migration is possible at any time and consider a competitive situation where the single states choose their taxes and transfer levels independently of one another. Under these circumstances, the optimal size of the welfare state as derived in the last section cannot be maintained and, in fact, the welfare state as such will collapse.

Each single state will have an incentive to cut its taxes and reduce its public expenditure, so that people from the lower end of the income scale will emigrate and people from the upper end will immigrate. Those who emigrate will not be hurt, because they can find the same conditions elsewhere. Those who stay will gain, because they pay less or receive more from the government. And those who immigrate will gain because they pay less than they would have had to pay in other countries. From the single country's isolated perspective, the policy of dismantling the welfare state seems an unambiguous Pareto improvement. The only problem is that, if all countries behave that way they will end up in a situation without redistribution. The welfare gains from the insurance and risk taking effects, on which this paper elaborated, cannot survive in systems competition.

It may be argued that this scenario is an extreme one, that it relies on too unrealistic assumptions about people's mobility. Note, however, that the assumption of costless migration is only needed for a few people in order to generate the result. Suppose there is a steady flow

of immigrants from third countries into the European Union and assume the tax-transfer systems cannot discriminate between them and the native populations. These immigrants will be nearly perfectly flexible with regard to the country they will choose for residence, and so there is, in fact, a perfect marginal mobility that national politicians have to take into account. With a perfect marginal mobility the incentives described for an erosion of the welfare state will be fully operative. It is not necessary to assume that Mr. Miller, Herr Müller, and Monsieur Meunier are willing to migrate. A flexibility of Bay Unku is all that is needed.

To overcome the problem, taxes and transfers could be based partly on the nationality rather than the residence of a person, as is currently the case in most countries. Provided that it is more difficult to change nationality than residence this would help mitigate the adverse selection problem.

The US income tax is partly based on a nationality principle, and Swiss Cantons use a related principle for allocating the responsibilities for welfare payments to a person's respective place of origin. Many pension systems apply parts of a nationality principle. A wider use of the nationality principle could remove the resistance against European integration and thus help to dismantle the nation state but preserve the welfare state including any efficiency gains it creates.



*References*

- Ahsan, S.M. (1974): "Progression and Risk-Taking," *Oxford Economic Papers* 26, 318-328.
- (1976): "Taxation in a Two-Period Temporal Model of Consumption and Portfolio Allocation," *Journal of Public Economics* 5, 337-352.
- Alesina, A., and D. Rodrik (1994): "Distributive Politics and Economic Growth," *Quarterly Journal of Economics* 109, 465-490.
- Allingham, M.G. (1972): "Risk Taking and Taxation," *Zeitschrift für Nationalökonomie* 32, 203-224.
- Atkinson, A.B. (1970): "On the Measurement of Inequality," *Journal of Economic Theory* 2, 244-63.
- (1991): "Social Insurance," The Fifteenth Annual Lecture of the Geneva Association, *Geneva Papers on Risk and Insurance Theory* 16, 113-131.
- Atkinson, A.B., and J. Stiglitz (1980): *Lectures on Public Economics*, New York: McGraw-Hill Book Company.
- Bamberg, G., and W.F. Richter (1984): "The Effects of Progressive Taxation on Risk-Taking," *Zeitschrift für Nationalökonomie* 44, 93-102.
- Barr, N. (1992): "Economic Theory and the Welfare State: A Survey and Interpretation," *Journal of Economic Literature* 30, 741-803.
- Boadway, R.W., and D. Wildasin (1990): "Optimal Tax-subsidy Policies for Industrial Adjustment to Uncertain Shocks," *Oxford Economic Papers* 42, pp. 105 - 134.
- Böhm-Bawerk, E. von (1889): *Kapital und Kapitalzins, Zweite Abteilung: Positive Theorie des Kapitals*, Innsbruck: Verlag der Wagner'schen Universitäts-Buchhandlung.
- Buchanan, J.M., and G. Tullock (1962): *The Calculus of Consent*, Ann Arbor: University of Michigan Press.
- Bucholz, W. (1987): *Risikoeffekte der Besteuerung*, University of Tübingen, unpublished habilitation thesis.
- Bulow, J.I., and L.H. Summers (1984): "The Taxation of Risky Assets," *Journal of Political Economy* 92, 20-39.
- Christiansen, V. (1990): "Subsidization of Risky Investment under Income Taxation and Moral Hazard," *Warwick Economic Research Paper* No. 357, Dpt. of Economics, University of Warwick.

- Cruciger, G. (1921): *Transportversicherung*, München: Steinebach.
- Diamond, P.H., L.J. Helms, and J.A. Mirrlees (1980): "Optimal Taxation in a Stochastic Economy," *Journal of Public Economics* 14, 1-29.
- Domar, E., and R.A. Musgrave (1944): "Proportional Income Taxation and Risk-Taking," *Quarterly Journal of Economics* 58, 388-422.
- Eaton, J., and H.S. Rosen (1980): "Taxation, Human Capital, and Uncertainty," *American Economic Review* 70, 705-715.
- Ehrlich, I., and G.S. Becker (1972): "Market Insurance, Self-Insurance, and Self-Protection," *Journal of Political Economy* 80, 623-648.
- Feldstein, M. (1969): "The Effects of Taxation on Risk Taking," *Journal of Political Economy* 77, 755-764.
- Fisher, I. (1907): *The Rate of Interest*, New York: Macmillan.
- Friedman, M. (1953): "Choice, Chance, and the Personal Distribution of Income," *Journal of Political Economy* 61, 277-290.
- Gordon, R.H. (1985): "Taxation of Corporate Capital Income: Tax Revenues versus Tax Distortions," *Quarterly Journal of Economics* 100, 1-27.
- Harsanyi, J.C. (1953): "Cardinal Utility in Welfare Economics and the Theory of Risk-Taking," *Journal of Political Economy* 61, 434-435.
- (1955): "Cardinal Welfare, Individualistic Ethics and Interpersonal Comparisons of Utility," *Journal of Political Economy* 63, 309-321.
- Kanbur, R. (1979): "Of Risk Taking and the Personal Distribution of Income," *Journal of Political Economy* 87, 769-97.
- Kant, I. (1785): *Grundlegung zur Metaphysik der Sitten*, Riga.
- Kaplow, L. (1991): "A Note on Taxation as Social Insurance for Uncertain Labor Income," *NBER Working Paper* No. 3708.
- (1992): "Income Tax Deductions for Losses as Insurance," *American Economic Review* 82, 1013-1017.
- Konrad, K. (1991): "Risk Taking and Taxation in Complete Capital Markets," *The Geneva Papers on Risk and Insurance Theory* 16, 167 - 177.
- (1992): *Risikoproduktivität*, Berlin, Heidelberg, New York: Springer-Verlag.
- Meyer, S. (1987): "Two-Moment Decision Models and Expected Utility Maximization," *American Economic Review* 77, 421-30.

- Mirrlees, J. A. (1995): "Private Risk and Public Action: The Economics of the Welfare State," *European Economic Review* 39, 383-397.
- Perotti, R. (1992): "Income Distribution, Politics, and Growth," *American Economic Review* 82, Papers & Proceedings, 311-316.
- Persson, T., and G. Tabellini (1994): "Is Inequality Harmful for Growth?," *American Economic Review* 84, 600-620.
- Pigou, A.C. (1932): *The Economics of Welfare*, London: McMillan.
- Rawls, J.A. (1971): *A Theory of Justice*, Cambridge, Massachusetts: Harvard University Press.
- Rochet, J. Ch. (1991): "Incentives, Redistribution and Social Insurance," *Geneva Papers on Risk and Insurance Theory* 16, 143-165.
- Sandmo, A. (1977): "Portfolio Choice, Asset Demand and Taxation," *Review of Economic Studies* 44, 369-379.
- (1991): "Economists and the Welfare State," *European Economic Review* 35, 213-239.
- Shavell, S. (1979): "On Moral Hazard and Insurance," *Quarterly Journal of Economics* 93, 541-562.
- Sinn, H.-W. (1981): "Die Grenzen des Versicherungsstaates. Theoretische Bemerkungen zum Thema Einkommensumverteilung, Versicherung und Wohlfahrt", in: H. Göppl and R. Henn, eds., *Geld, Banken und Versicherungen*, Königstein: Athenäum, pp. 907-28. Reprinted in: G. Rolf, P.B. Spahn and G. Wagner, eds., *Sozialvertrag und Sicherung - zur ökonomischen Theorie staatlicher Versicherungs- und Umverteilungssysteme*, Frankfurt and New York: Campus, 1988, pp. 65-84.
- (1983): *Economic Decisions under Uncertainty*, Amsterdam, New York and Oxford: North Holland Publishing Company. (Second edition: Heidelberg: Physica 1989.)
- (1986): "Risiko als Produktionsfaktor," *Jahrbücher für Nationalökonomie und Statistik* 201, 557-71.
- (1988): "Gedanken zur volkswirtschaftlichen Bedeutung des Versicherungswesens," *Zeitschrift für die gesamte Versicherungswissenschaft* 77, 1-27.
- (1989): "Two-Moment Decision Models and Expected Utility Maximization: Comment", *American Economic Review* 79, 601-602.
- (1990): "Expected Utility,  $\mu, \sigma$  Preferences, and Linear Distribution Classes: A Further Result," *Journal of Risk and Uncertainty* 3, 277-81.

--- (1994): "A Theory of the Welfare State," forthcoming in: *Scandinavian Journal of Economics*, special issue, The Future of the Welfare State, proceedings of a conference in Ebeltoft Strand, Denmark.

Stiglitz, J.E. (1969): "The Effects of Income, Wealth, and Capital Gains Taxation on Risk Taking," *Quarterly Journal of Economics* 83, 263-283.

Timm, H. (1961): "Das Gesetz der wachsenden Staatsausgaben," *Finanzarchiv* 21, 201-247.

Varian, H. R. (1980): "Redistributive Taxation as Social Insurance," *Journal of Public Economics* 14, 49-68.

Wagner, A. (1876): *Allgemeine oder theoretische Volkswirtschaftslehre: Erster Theil, Grundlegung*, Leipzig, Heidelberg: Winter'sche Verlagshandlung.