

Speaker Naming in Movies

Mahmoud Azab, Mingzhe Wang, Max Smith, Noriyuki Kojima, Jia Deng, Rada Mihalcea

Computer Science and Engineering, University of Michigan

{mazab, mzwang, mxsmith, kojimano, jiadeng, mihalcea}@umich.edu

Abstract

We propose a new model for speaker naming in movies that leverages visual, textual, and acoustic modalities in a unified optimization framework. To evaluate the performance of our model, we introduce a new dataset consisting of six episodes of the Big Bang Theory TV show and eighteen full movies covering different genres. Our experiments show that our multimodal model significantly outperforms several competitive baselines on the average weighted F-score metric. To demonstrate the effectiveness of our framework, we design an end-to-end memory network model that leverages our speaker naming model and achieves state-of-the-art results on the subtitles task of the MovieQA 2017 Challenge.

1 Introduction

Identifying speakers and their names in movies, and videos in general, is a primary task for many video analysis problems, including automatic subtitle labeling (Hu et al., 2015), content-based video indexing and retrieval (Zhang et al., 2009), video summarization (Tapaswi et al., 2014), and video storyline understanding (Tapaswi et al., 2014). It is a very challenging task, as the visual appearance of the characters changes over the course of the movie due to several factors such as scale, clothing, illumination, and so forth (Arandjelovic and Zisserman, 2005; Everingham et al., 2006). The annotation of movie data with speakers' names can be helpful in a number of applications, such as movie question answering (Tapaswi et al., 2016), automatic identification of character relationships (Zhang et al., 2009), or automatic movie captioning (Hu et al., 2015).

Most previous studies relied primarily on visual information (Arandjelovic and Zisserman, 2005; Everingham et al., 2006), and aimed for the slightly different task of face track labeling;

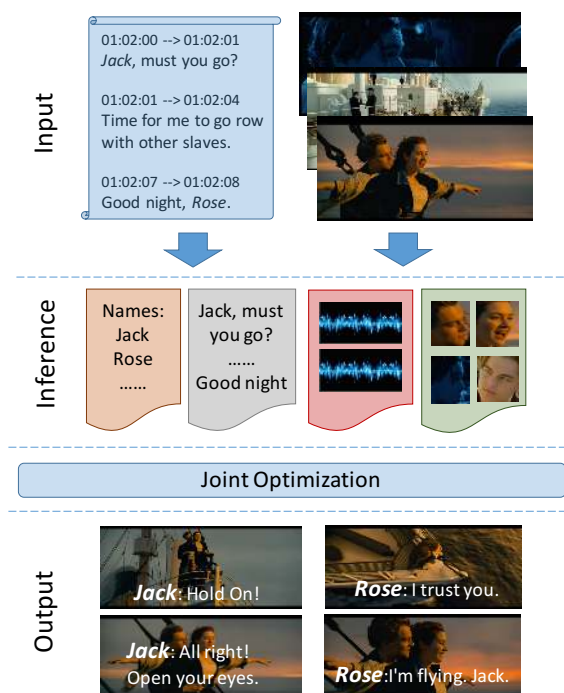


Figure 1: Overview of our approach for speaker naming.

speakers who did not appear in the video frame were not assigned any names, which is common in movies and TV shows. Other available sources of information such as scripts were only used to extract cues about the speakers' names to associate the faces in the videos with their corresponding character name (Everingham et al., 2006; Tapaswi et al., 2015; Bäuml et al., 2013; Sivic et al., 2009); however since scripts are not always available, the applicability of these methods is somehow limited.

Other studies focused on the problem of speaker recognition without naming, using the speech modality as a single source of information. While some of these studies attempted to incorporate the visual modality, their goal was to cluster the speech segments rather than name the speakers

(Erzin et al., 2005; Bost and Linares, 2014; Kapouras et al., 2015; Bredin and Gelly, 2016; Hu et al., 2015; Ren et al., 2016). None of these studies used textual information (e.g., dialogue), which prevented them from identifying speaker names.

In our work, we address the task of speaker naming, and propose a new multimodal model that leverages in an unified framework of the visual, speech, and textual modalities that are naturally available while watching a movie. We do not assume the availability of a movie script or a cast list, which makes our model fully unsupervised and easily applicable to unseen movies.

The paper makes two main contributions. First, we introduce a new unsupervised system for speaker naming for movies and TV shows that exclusively depends on videos and subtitles, and relies on a novel unified optimization framework that fuses visual, textual, and acoustic modalities for speaker naming. Second, we construct and make available a dataset consisting of 24 movies with 31,019 turns manually annotated with character names. Additionally, we also evaluate the role of speaker naming when embedded in an end-to-end memory network model, achieving state-of-the-art performance results on the subtitles task of the MovieQA 2017 Challenge.

2 Related Work

The problem of speaker naming in movies has been explored by the computer vision and the speech communities. In the computer vision community, the speaker naming problem is usually considered as a face/person naming problem, in which names are assigned to their corresponding faces on the screen (Everingham et al., 2006; Cour et al., 2010; Bäuml et al., 2013; Haurilet et al., 2016; Tapaswi et al., 2015). On the other hand, the speech community considered the problem as a speaker identification problem, which focuses on recognizing and clustering speakers rather than naming them (Reynolds, 2002; Campbell, 1997). In this work, we aim to solve the problem of speaker naming in movies, in which we label each segment of the subtitles with its corresponding speaker name whether the speaker’s face appeared on in the video or not.

Previous work can be furthered categorized according to the type of supervision used to build the character recognition and speaker recognition models: supervised vs. weakly supervised mod-

els. In the movie and television domains, utilizing scripts in addition to subtitles to obtain time-stamped speaker information was also studied in (Everingham et al., 2006; Tapaswi et al., 2015; Bäuml et al., 2013; Sivic et al., 2009). Moreover, they utilized this information to resolve the ambiguity introduced by co-occurring faces in the same frame. Features were extracted through the period of speaking (detected via lip motion on each face). Then they assigned the face based on candidate names from the time-stamped script. Thus, these studies used speaker recognition as an essential step to construct cast-specific face classifiers. (Tapaswi et al., 2012) extended the face identification problem to include person tracking. They utilized available face recognition results to learn clothing models for characters to identify person tracks without faces.

In (Cour et al., 2010; Haurilet et al., 2016), the authors proposed a weakly supervised model depending on subtitles and a character list. They extracted textual cues from the dialog: first, second, and third person references, such as “I’m Jack”, “Hey, Jack!”, and “Jack left”. Using a character list from IMDB, they mapped these references onto true names using minimum edit distance, and then they ascribed the references to face tracks. Other work removed the dependency on a true character list by determining all names through coreference resolution. However, this work also depended on the availability of scripts (Ramanathan et al., 2014). In our model, we removed the dependency on both the true cast list and the script, which makes it easier to apply our model to other movies and TV shows.

Recent work proposed a convolutional neural network (CNN) and Long Short-Term Memory (LSTM) based learning framework to automatically learn a function that combines both facial and acoustic features (Hu et al., 2015; Ren et al., 2016). Using these cues, they tried to learn matching face-audio pairs and non-matching face-audio pairs. They then trained a SVM classifier on the audio-video pairings to discriminate between the non-overlapping speakers. In order to train their models, they manually identified the leading characters in two TV shows, Friends and The Big Bang Theory (BBT), and collected their face tracks and corresponding audio segments using pre-annotated subtitles. Despite the very high performance reported in these studies, it is very hard to generalize their approach since it requires a lot

of training data.

On the other hand, talking faces have been used to improve speaker recognition and diarization in TV shows (Bredin and Gelly, 2016; Bost and Linares, 2014; Li et al., 2004). In the case of (Liu et al., 2008), they modeled the problem of speaker naming as facial recognition to identify speakers in news broadcasts. This work leveraged optical character recognition to read the broadcasters’ names that were displayed on screen, requiring the faces to already be annotated.

3 Datasets

Our dataset consists of a mix of TV show episodes and full movies. For the TV show, we use six full episodes of season one of the BBT. The number of named characters in the BBT episodes varies between 5 to 8 characters per episode, and the background noise level is low. Additionally, we also acquired a set of eighteen full movies from different genres, to evaluate how our model works under different conditions. In this latter dataset, the number of named characters ranges between 6 and 37, and it has varied levels of background noise.

We manually annotated this dataset with the character name of each subtitle segment. To facilitate the annotation process, we built an interface that parses the movies subtitles files, collects the cast list from IMDB for each movie, and then shows one subtitle segment at a time along with the cast list so that the annotator can choose the correct character. Using this tool, human annotators watched the movies and assigned a speaker name to each subtitle segment. If a character name was not mentioned in the dialogue, the annotators labeled it as “unknown.” To evaluate the quality of the annotations, five movies in our dataset were double annotated. The Cohen’s Kappa inter-annotator agreement score for these five movies is 0.91, which shows a strong level of agreement.

To clean the data, we removed empty segments, as well as subtitle description parts written between brackets such as “[groaning]” and “[sniffing]”. We also removed segments with two speakers at the same time. We intentionally avoided using any automatic means to split these segments, to preserve the high-quality of our gold standard.

Table 1 shows the statistics of the collected data. Overall, the dataset consists of 24 videos with a total duration of 40.28 hours, a net dialogue duration of 21.99 hours, and a total of 31,019 turns spoken by 463 different speakers. Four of the movies

in this dataset are used as a development set to develop supplementary systems and to fine tune our model’s parameters; the remaining movies are used for evaluation.

	Min	Max	Mean	σ
# characters/video	5	37	17.8	9.55
# Subtitle turns/video	488	2212	1302.4	563.06
# words/turn	1	28	8.02	4.157
subtitles duration (sec)	0.342	9.59	2.54	1.02

Table 1: Statistics on the annotated movie dataset.

4 Data Processing and Representations

We process the movies by extracting several textual, acoustic, and visual features.

4.1 Textual Features

We use the following representations for the textual content of the subtitles:

SkipThoughts uses a Recurrent Neural Network to capture the underlying semantic and syntactic properties, and map them to a vector representation (Kiros et al., 2015). We use their pretrained model to compute a 4,800 dimensional sentence representation for each line in the subtitles.¹

TF-IDF is a traditional weighting scheme in information retrieval. We represent each subtitle as a vector of tf-idf weights, where the length of the vector (i.e., vocabulary size) and the idf scores are obtained from the movie including the subtitle.

4.2 Acoustic Features

For each movie in the dataset, we extract the audio from the center channel. The center channel is usually dedicated to the dialogue in movies, while the other audio channels carry the surrounding sounds from the environment and the musical background. Although doing this does not fully eliminate the noise in the audio signal, it still improves the speech-to-noise ratio of the signal. When a movie has stereo sound (left and right channels only), we down-mix both channels of the stereo stream into a mono channel.

In this work, we use the subtitles timestamps as an estimate of the boundaries that correspond to the uttered speech segments. Usually, each subtitle corresponds to a segment being said by a single speaker. We use the subtitle timestamps for segmentation so that we can avoid automatic speaker diarization errors and focus on the speaker naming problem.

¹<https://github.com/ryankiros/skip-thoughts>

To represent the relevant acoustic information from each spoken segment, we use iVectors, which is the state-of-the-art unsupervised approach in speaker verification (Dehak et al., 2011). While other deep learning-based speaker embeddings models also exist, we do not have access to enough supervised data to build such models. We train unsupervised iVectors for each movie in the dataset, using the iVector extractor used in (Khorram et al., 2016). We extract iVectors of size 40 using a Gaussian Mixture Model-Universal Background Model (GMM-UBM) with 512 components. Each iVector corresponds to a speech segment uttered by a single speaker. We fine tune the size of the iVectors and the number of GMM-UBM components using the development dataset.

4.3 Visual Features

We detect faces in the movies every five frames using the recently proposed MTCNN (Zhang et al., 2016) model, which is pretrained for face detection and facial landmark alignment. Based on the results of face detection, we apply the forward and backward tracker with an implementation of the Dlib library (King, 2009; Danelljan et al., 2014) to extract face tracks from each video clip. We represent a face track using its best face in terms of detection score, and use the activations of the fc7 layer of pretrained VGG-Face (Parkhi et al., 2015) network as visual features.

We calculate the distance between the upper lip center and the lower lip center based on the 68-point facial landmark detection implemented in the Dlib library (King, 2009; Kazemi and Sullivan, 2014). This distance is normalized by the height of face bounding boxes and concatenated across frames to represent the amount of mouth opening. A human usually speaks with lips moving with a certain frequency (3.75 Hz to 7.5 Hz used in this work) (Tapaswi et al., 2015). We apply a band-pass filter to amplify the signal of true lip motion in these segments. The overall sum of lip motion is used as the score for the talking face.

5 Unified Optimization Framework

We tackle the problem of speaker naming as a transductive learning problem with constraints. In this approach, we want to use the sparse positive labels extracted from the dialogue and the underlying topological structure of the rest of the unlabeled data. We also incorporate multiple cues extracted from both textual and multimedia infor-

mation. A unified learning framework is proposed to enable the joint optimization over the automatically labeled and unlabeled data, along with multiple semantic cues.

5.1 Character Identification and Extraction

In this work, we do not consider the set of character names as given because we want to build a model that can be generalized to unseen movies. This strict setting adds to the problem’s complexity. To extract the list of characters from the subtitles, we use the Named Entity Recognizer (NER) in the Stanford CoreNLP toolkit (Manning et al., 2014). The output is a long list of person names that are mentioned in the dialogue. This list is prone to errors including, but not limited to, nouns that are misclassified by the NER as person’s name such as “Dad” and “Aye”, names that are irrelevant to the movie such as “Superman” or named animals, or uncaptured character names.

To clean the extracted names list of each movie, we cluster these names based on string minimum edit distance and their gender. From each cluster, we then pick a name to represent it based on its frequency in the dialogue. The result of this step consists of name clusters along with their distribution in the dialogue. The distribution of each cluster is the sum of all the counts of its members. To filter out irrelevant characters, we run a name reference classifier, which classifies each name into first, second or third person references. If a name was only mentioned as a third person throughout the whole movie, we discard it from the list of characters. We remove any name cluster that has a total count less than three, which takes care of the misclassified names’ reference types.

5.2 Grammatical Cues

We use the subtitles to extract the name mentions in the dialogue. These mentions allow us to obtain cues about the speaker name and the absence or the presence of the mentioned character in the surrounding subtitles. Thus, they affect the probability that the mentioned character is the speaker or not. We follow the same name reference categories used in (Cour et al., 2010; Haurilet et al., 2016). We classify a name mention into: first (e.g., “I’m Sheldon”), second (e.g., “Oh, hi, Penny”) or third person reference (e.g., “So how did it go with Leslie?”). The first person reference represents a positive constraint that allows us to label the corresponding iVector of the speaker and his face if

it exists during the segment duration. The second person reference represents a multi-instance constraint that suggests that the mentioned name is one of the characters that are present in the scene, which increases the probability of this character to be one of the speakers of the surrounding segments. On the other hand, the third person reference represents a negative constraint, as it suggests that the speaker does not exist in the scene, which lowers the character probability of the character being one of the speakers of the next or the previous subtitle segments.

To identify first, second and third person references, we train a linear support vector classifier. The first person, the second and third person classifier’s training data are extracted and labeled from our development dataset, and fine tuned using 10-fold cross-validation. Table 2 shows the results of the classifier on the test data. The average number of first, second and third-person references in each movie are 14.63, 117.21, and 95.71, respectively.

	Precision	Recall	F1-Score
First Person	0.625	0.448	0.522
Second Person	0.844	0.863	0.853
Third Person	0.806	0.806	0.806
Average / Total	0.819	0.822	0.820

Table 2: Performance metrics of the reference classifier on the test data.

5.3 Unified Optimization Framework

Given a set of data points that consist of l labeled² and u unlabeled instances, we apply an optimization framework to infer the best prediction of speaker names. Suppose we have $l+u$ instances $X = \{x_1, x_2, \dots, x_l, x_{l+1}, \dots, x_{l+u}\}$ and K possible character names. We also get the dialogue-based positive labels y_i for instances x_i , where y_i is a k -dimension one-hot vector and $y_i^j = 1$ if x_i belongs to the class j , for every $1 \leq i \leq l$ and $1 \leq j \leq K$. To name each instance x_i , we want to predict another one-hot vector of naming scores $f(x_i)$ for each x_i , such that $\operatorname{argmax}_j f^j(x_i) = z_i$ where z_i is the ground truth number of class for instance x_i .

To combine the positive labels and unlabeled data, we define the objective function for predic-

²Note that in our setup, all the labeled instances are obtained automatically, as described above.

tions f as follows:

$$L_{\text{initial}}(f) = \frac{1}{l} \sum_{i=1}^l \|f(x_i) - y_i\|^2 + \frac{1}{l+u} \sum_{i=1}^{l+u} \sum_{j=1}^{l+u} w_{ij} \|f(x_i) - f(x_j)\|^2 \quad (1)$$

Here w_{ij} is the similarity between x_i and x_j , which is calculated as the weighted sum of textual, acoustic and visual similarities. The inverse Euclidean distance is used as similarity function for each modality. The weights for different modalities are selected as hyperparameters and tuned on the development set. This objective leads to a convex loss function which is easier to optimize over feasible predictions.

Besides the positive labels obtained from first person name references, we also introduce other semantic constraints and cues to enhance the power of our proposed approach. We implement the following four types of constraints:

Multiple Instance Constraint. Although the second person references cannot directly provide positive constraints, they imply that the mentioned characters have high probabilities to be in this conversation. Following previous work (Cour et al., 2010), we incorporate the second person references as multiple instances constraints into our optimization: if x_i has a second person reference j , we encourage j to be assigned to its neighbors, i.e., its adjacent subtitles with similar timestamps. For the implementation, we simply include multiple instances constraints as a variant of positive labels with decreasing weights s , where $s = 1/(l-i)$ for each neighbor x_l .

Negative Constraint. For the third person references, the mentioned characters may not occur in the conversation and movies. So we treat them as negative constraints, which means they imply that the mentioned characters should not be assigned to corresponding instances. This constraint is formulated as follows:

$$L_{\text{neg}}(f) = \sum_{(i,j) \in N} [f^j(x_i)]^2 \quad (2)$$

where N is the set of negative constraints x_i doesn’t belong class j .

Gender Constraint. We train a voice-based gender classifier by using the subtitles segments from the four movies in our development dataset (5,543

segments of subtitles). We use the segments in which we know the speaker’s name and manually obtain the ground truth gender label from IMDB. We extract the signal energy, 20 Mel-frequency cepstral coefficients (MFCCs) along with their first and second derivatives, in addition to time- and frequency-based absolute fundamental frequency (f0) statistics as features to represent each segment in the subtitles. The f0 statistics has been found to improve the automatic gender detection performance for short speech segments (Levitan et al., 2016), which fits our case since the median duration of the dialogue turns in our dataset is 2.6 seconds.

The MFCC features are extracted using a step size of 16 msec over a 64 msec window using the method from (Mathieu et al., 2010), while the f0 statistics are extracted using a step size of 25 msec over a 50 msec window as the default configuration in (Eyben et al., 2013). We then use these features to train a logistic regression classifier using the Scikit-learn library (Pedregosa et al., 2011). The average accuracy of the gender classifier on a 10-fold cross-validation is 0.8867.

Given the results for the gender classification of audio segments and character names, we define the gender loss to penalize inconsistency between the predicted gender and character names:

$$L_{gender}(f) = \sum_{(i,j) \in Q_1} P_{ga}(x_i)(1 - P_{gn}(j))f^j(x_i) + \sum_{(i,j) \in Q_2} (1 - P_{ga}(x_i))P_{gn}(j)f^j(x_i) \quad (3)$$

where $P_{ga}(x_i)$ is the probability for instance x_i to be a male, and $P_{gn}(j)$ is the probability for name j to be a male, and $Q_1 = \{(i, j) | P_{ga}(x_i) < 0.5, P_{gn}(j) > 0.5\}$, $Q_2 = \{(i, j) | P_{ga}(x_i) > 0.5, P_{gn}(j) < 0.5\}$.

Distribution Constraint. We automatically analyze the dialogue and extract the number of mentions of each character in the subtitles using Stanford CoreNLP and string matching to capture names that are missed by the named entity recognizer. We then filter the resulting counts by removing third person mention references of each name as we assume that this character does not appear in the surrounding frames. We use the results to estimate the distribution of the speaking characters and their importance in the movies. The main goal of this step is to construct a prior probability distribution for the speakers in each movie.

To encourage our predictions to be consistent with the dialogue-based priors, we penalize the square error between the distributions of predictions and name mentions priors in the following equation:

$$L_{dis}(f) = \sum_{j=1}^K (\sum (f^j(x_i)) - d_j)^2 \quad (4)$$

where d_j is the ratio of name j mentions in all subtitles.

Final Framework. Combining the loss in Eqn. 1 and multiple losses with different constraints, we obtain our unified optimization problem:

$$f^* = \arg \min_f \lambda_1 L_{initial}(f) + \lambda_2 L_{MI}(f) + \lambda_3 L_{neg}(f) + \lambda_4 L_{gender}(f) + \lambda_5 L_{dis}(f) \quad (5)$$

All of the λ s are hyper-parameters to be tuned on development set. We also include the constraint that predictions for different character names must sum to 1. We solve this constrained optimization problem with projected gradient descent (PGD). Our optimization problem in Eqn. 5 is guaranteed to be a convex optimization problem and therefore projected gradient descent is guaranteed to stop with global optima. PGD usually converges after 800 iterations.

6 Evaluation

We model our task as a classification problem, and use the unified optimization framework described earlier to assign a character name to each subtitle.

Since our dataset is highly unbalanced, with a few main characters usually dominating the entire dataset, we adopt the weighted F-score as our evaluation metric, instead of using an accuracy metric or a micro-average F-score. This allows us to take into account that most of the characters have only a few spoken subtitle segments, while at the same time placing emphasis on the main characters. This leads sometimes to an average weighted F-score that is not between the average precision and recall.

One aspect that is important to note is that characters are often referred to using different names. For example, in the movie “The Devil’s Advocate,” the character Kevin Lomax is also referred to as Kevin or Kev. In more complicated situations, characters may even have multiple identities, such as the character Saul Bloom in the movie “Ocean’s Eleven,” who pretends to be another character named Lyman Zerga. Since our

	Precision	Recall	F-score
B1: MFMC	0.0910	0.2749	0.1351
B2: DRA	0.2256	0.1819	0.1861
B3: Gender-based DRA	0.2876	0.2349	0.2317
Our Model (Skip-thoughts)*	0.3468	0.2869	0.2680
Our Model (TF-IDF)*	0.3579	0.2933	0.2805
Our Model (iVectors)	0.2151	0.2347	0.1786
Our Model (Visual)*	0.3348	0.2659	0.2555
Our Model (Visual+iVectors)*	0.3371	0.2720	0.2617
Our Model (TF-IDF+iVectors)*	0.3549	0.2835	0.2643
Our Model (TF-IDF+Visual)*	0.3385	0.2975	0.2821
Our Model (all)*	0.3720	0.3108	0.2920

Table 3: Comparison between the average of macro-weighted average of precision, recall and f-score of the baselines and our model. * means statistically significant (t-test p-value < 0.05) when compared to baseline B3.

goal is to assign names to speakers, and not necessarily solve this coreference problem, we consider the assignment of the subtitle segments to any of the speaker’s aliases to be correct. Thus, during the evaluation, we map all the characters’ aliases from our model’s output to the names in the ground truth annotations. Our mapping does not include other referent nouns such as “Dad,” “Buddy,” etc.; if a segment gets assigned to any such terms, it is considered a misprediction.

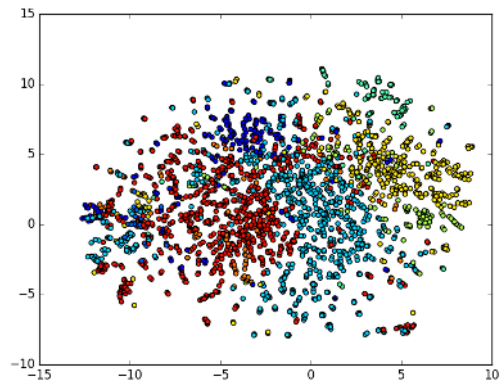
We compare our model against three baselines:

B1: Most-frequently mentioned character consists of selecting the most frequently mentioned character in the dialogue as the speaker for all the subtitles. Even though it is a simple baseline, it achieves an accuracy of 27.1%, since the leading characters tend to speak the most in the movies.

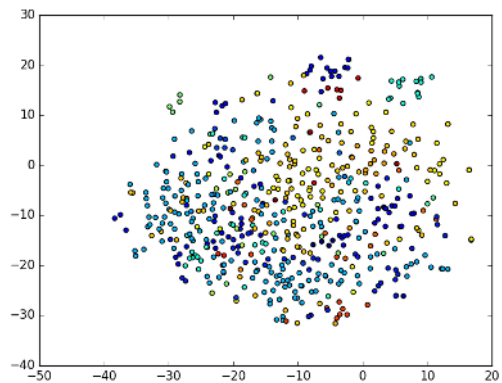
B2: Distribution-driven random assignment consists of randomly assigning character names according to a distribution that reflects their fraction of mentions in all the subtitles.

B3: Gender-based distribution-driven random assignment consists of selecting the speaker names based on the voice-based gender detection classifier. This baseline randomly selects the character name that matches the speaker’s gender according to the distribution of mentions of the names in the matching gender category.

The results obtained with our proposed unified optimization framework and the three baselines are shown in Table 3. We also report the performance of the optimization framework using different combinations of the three modalities. The model that uses all three modalities achieves the best results, and outperforms the strongest baseline (B3) by more than 6% absolute in average



(a) The Big Bang Theory



(b) Titanic

Figure 2: For each speech segment, we applied t-SNE (Van Der Maaten, 2014) on their corresponding iVectors. The points with the same color represent instances with the same character name.

weighted F-score. It also significantly outperforms the usage of the visual and acoustic features combined, which have been frequently used together in previous work, suggesting the importance of textual features in this setting.

The ineffectiveness of the iVectors might be a result of the background noise and music, which are difficult to remove from the speech signal. Figure 2 shows the t-Distributed Stochastic Neighbor Embedding (t-SNE) (Van Der Maaten, 2014), which is a nonlinear dimensionality reduction technique that models points in such a way that similar vectors are modeled by nearby points and dissimilar objects are modeled by distant points, visualization of the iVectors over the whole BBT show and the movie “Titanic.” In the BBT there is almost no musical background or background noise, while, Titanic has musical background in addition to the background noise such as the screams of the drowning people. From the graph,

the difference between the quality of the iVectors clusters on different noise-levels is clear.

Table 4 shows the effect of adding components of our loss function to the initial loss L_{init} function. The performance of the model using only L_{init} without the other parts is very low due to the sparsity of first person references and errors that the person reference classifier introduces.

	Precision	Recall	F-score
$L_{initial}$	0.0631	0.1576	0.0775
$L_{initial} + L_{gender}$	0.1160	0.1845	0.1210
$L_{initial} + L_{negative}$	0.0825	0.0746	0.0361
$L_{initial} + L_{distribution}$	0.1050	0.1570	0.0608
$L_{initial} + L_{MultipleInstance}$	0.3058	0.2941	0.2189

Table 4: Analysis of the effect of adding each component of the loss function to the initial loss.

In order to analyze the effect of the errors that several of the modules (e.g., gender and name reference classifiers) propagate into the system, we also test our framework by replacing each one of the components with its ground truth information. As seen in Table 5, the results obtained in this setting show significant improvement with the replacement of each component in our framework, which suggests that additional work on these components will have positive implications on the overall system.

	Precision	Recall	F-score
Our Model	0.3720	0.3108	0.2920
Voice Gender (VG)	0.4218	0.3449	0.3259
VG + Name Gender (NG)	0.4412	0.3790	0.3645
VG + NG + Name Ref	0.4403	0.3938	0.3748

Table 5: Comparison between our model while replacing different components with their ground truth information.

7 Speaker Naming for Movie Understanding

Identifying speakers is a critical task for understanding the dialogue and storyline in movies. MovieQA is a challenging dataset for movie understanding. The dataset consists of 14,944 multiple choice questions about 408 movies. Each question has five answers and only one of them is correct. The dataset is divided into three splits: train, validation, and test according to the movie titles. Importantly, there are no overlapping movies between the splits. Table 6 shows examples of the question and answers in the MovieQA dataset.

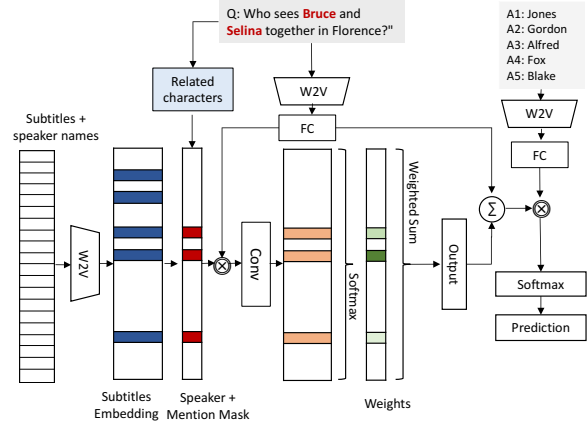


Figure 3: The diagram describing our Speaker-based Convolutional Memory Network (SC-MemN2N) model.

The MovieQA 2017 Challenge³ consists of six different tasks according to the source of information used to answer the questions. Given that for many of the movies in the dataset the videos are not completely available, we develop our initial system so that it only relies on the subtitles; we thus participate in the challenge subtitles task, which includes the dialogue (without the speaker information) as the only source of information to answer questions.

To demonstrate the effectiveness of our speaker naming approach, we design a model based on an end-to-end memory network (Sukhbaatar et al., 2015), namely Speaker-based Convolutional Memory Network (SC-MemN2N), which relies on the MovieQA dataset, and integrates the speaker naming approach as a component in the network. Specifically, we use our speaker naming framework to infer the name of the speaker for each segment of the subtitles, and prepend the predicted speaker name to each turn in the subtitles.⁴ To represent the movie subtitles, we represent each turn in the subtitles as the mean-pooling of a 300-dimension pretrained word2vec (Mikolov et al., 2013) representation of each word in the sentence. We similarly represent the input questions and their corresponding answers. Given a question, we use the SC-MemN2N memory to find an answer. For questions asking about specific characters, we keep the memory slots that have the characters in question as speakers or mentioned in, and mask out the rest of the memory slots. Figure

³<http://movieqa.cs.toronto.edu/workshops/iccv2017/>

⁴We strictly follow the challenge rules, and only use text to infer the speaker names.

Movie	Question	Answers
Fargo	What did Mike’s wife, as he says, die from?	A1: She was killed
		A2: Breast cancer
Titanic	What does Rose ask Jack to do in her room?	A3: Leukemia
		A4: Heart disease
		A5: Complications due to child birth
		A1: Sketch her in her best dress
Titanic	What does Rose ask Jack to do in her room?	A2: Sketch her nude
		A3: Take a picture of her nude
		A4: Paint her nude
		A5: Take a picture of her in her best dress

Table 6: Example of questions and answers from the MQA benchmark. The answers in bold are the correct answers to their corresponding question.

3 shows the architecture of our model.

Table 7 includes the results of our system on the validation and test sets, along with the best systems introduced in previous work, showing that our SC-MemN2N achieves the best performance. Furthermore, to measure the effectiveness of adding the speaker names and masking, we test our model after removing the names from the network (C-MemN2N). As seen from the results, the gain of SC-MemN2N is statistically significant⁵ compared to a version of the system that does not include the speaker names (C-MemN2N). Figure 4 shows the performance of both C-MemN2N and SC-MemN2N models by question type. The results suggest that our speaker naming helps the model better distinguish between characters, and that prepending the speaker names to the subtitle segments improves the ability of the memory network to correctly identify the supporting facts from the story that answers a given question.

Method	Subtitles	
	val	test
SSCB-W2V (Tapaswi et al., 2016)	24.8	23.7
SSCB-TF-IDF (Tapaswi et al., 2016)	27.6	26.5
SSCB Fusion (Tapaswi et al., 2016)	27.7	-
MemN2N (Tapaswi et al., 2016)	38.0	36.9
Understanding visual regions	-	37.4
RWMN (Na et al., 2017)	40.4	38.5
C-MemN2N (w/o SN)	40.6	-
SC-MemN2N (Ours)	42.7	39.4

Table 7: Performance comparison for the subtitles task on the MovieQA 2017 Challenge on both validation and test sets. We compare our models with the best existing models (from the challenge leaderboard).

8 Conclusion

In this paper, we proposed a unified optimization framework for the task of speaker naming

⁵Using a t-test p-value<0.05 with 1,000 folds each containing 20 samples.

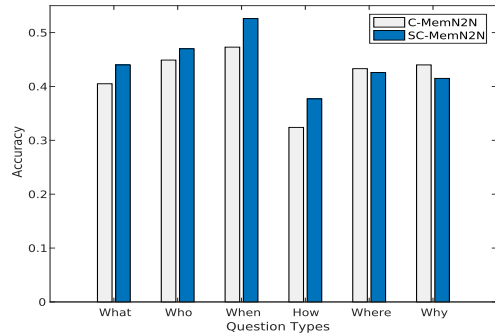


Figure 4: Accuracy comparison according to question type.

in movies. We addressed this task under a difficult setup, without a cast-list, without supervision from a script, and dealing with the complicated conditions of real movies. Our model includes textual, visual, and acoustic modalities, and incorporates several grammatical and acoustic constraints. Empirical experiments on a movie dataset demonstrated the effectiveness of our proposed method with respect to several competitive baselines. We also showed that an SC-MemN2N model that leverages our speaker naming model can achieve state-of-the-art results on the subtitles task of the MovieQA 2017 Challenge.

The dataset annotated with character names introduced in this paper is publicly available from <http://lit.eecs.umich.edu/downloads.html>.

Acknowledgments

We would like to thank the anonymous reviewers for their valuable comments and suggestions. This work is supported by a Samsung research grant and by a DARPA grant HR001117S0026-AIDA-FP-045.

References

- Ognjen Arandjelovic and Andrew Zisserman. 2005. Automatic face recognition for film character retrieval in feature-length films. In *Computer Vision and Pattern Recognition (CVPR)*.
- Martin Bäuml, Makarand Tapaswi, and Rainer Stiefelhagen. 2013. Semi-supervised learning with constraints for person identification in multimedia data. In *IEEE Conference on Computer Vision and Pattern Recognition (CVPR)*.
- Xavier Bost and Georges Linares. 2014. Constrained speaker diarization of tv series based on visual patterns. In *IEEE Spoken Language Technology Workshop (SLT)*.
- Hervé Bredin and Grégory Gelly. 2016. Improving speaker diarization of tv series using talking-face detection and clustering. In *Proceedings of the 24th Annual ACM Conference on Multimedia*.
- Joseph P Campbell. 1997. Speaker recognition: A tutorial. *Proceedings of the IEEE* .
- Timothee Cour, Benjamin Sapp, Akash Nagle, and Ben Taskar. 2010. Talking pictures: Temporal grouping and dialog-supervised person recognition. In *IEEE Conference on Computer Vision and Pattern Recognition (CVPR)*.
- Martin Danelljan, Gustav Häger, Fahad Khan, and Michael Felsberg. 2014. Accurate scale estimation for robust visual tracking. In *British Machine Vision Conference (BMVC)*.
- Najim Dehak, Patrick J Kenny, Réda Dehak, Pierre Dumouchel, and Pierre Ouellet. 2011. Front-end factor analysis for speaker verification. *IEEE Transactions on Audio, Speech, and Language Processing* .
- Engin Erzin, Yücel Yemez, and A Murat Tekalp. 2005. Multimodal speaker identification using an adaptive classifier cascade based on modality reliability. *IEEE Transactions on Multimedia* .
- Mark Everingham, Josef Sivic, and Andrew Zisserman. 2006. “hello! my name is... buffy” – automatic naming of characters in tv video. In *BMVC*.
- Florian Eyben, Felix Weninger, Florian Gross, and Björn Schuller. 2013. Recent developments in openSMILE, the munich open-source multimedia feature extractor. In *Proceedings of the 21st ACM International Conference on Multimedia*.
- Monica-Laura Haurilet, Makarand Tapaswi, Ziad Al-Halah, and Rainer Stiefelhagen. 2016. Naming tv characters by watching and analyzing dialogs. In *IEEE Winter Conference on Applications of Computer Vision (WACV)*.
- Yongtao Hu, Jimmy SJ Ren, Jingwen Dai, Chang Yuan, Li Xu, and Wenping Wang. 2015. Deep multimodal speaker naming. In *Proceedings of the 23rd Annual ACM Conference on Multimedia Conference*.
- Ioannis Kapsouras, Anastasios Tefas, Nikos Nikolaidis, and Ioannis Pitas. 2015. Multimodal speaker diarization utilizing face clustering information. In *International Conference on Image and Graphics*.
- Vahid Kazemi and Josephine Sullivan. 2014. One millisecond face alignment with an ensemble of regression trees. In *IEEE Conference on Computer Vision and Pattern Recognition (CVPR)*.
- Soheil Khorram, John Gideon, Melvin McInnis, and Emily Mower Provost. 2016. Recognition of depression in bipolar disorder: Leveraging cohort and person-specific knowledge. In *Interspeech*.
- Davis E King. 2009. Dlib-ml: A machine learning toolkit. *Journal of Machine Learning Research* .
- Ryan Kiros, Yukun Zhu, Ruslan R Salakhutdinov, Richard Zemel, Raquel Urtasun, Antonio Torralba, and Sanja Fidler. 2015. Skip-thought vectors. In *Advances in neural information processing systems*.
- Sarah Ita Levitan, Taniya Mishra, and Srinivas Bangalore. 2016. Automatic identification of gender from speech. *Speech Prosody* .
- Ying Li, Shrikanth S Narayanan, and C-C Jay Kuo. 2004. Adaptive speaker identification with audiovisual cues for movie content analysis. *Pattern Recognition Letters* .
- Chunxi Liu, Shuqiang Jiang, and Qingming Huang. 2008. Naming faces in broadcast news video by image google. In *Proceedings of the 16th ACM international conference on Multimedia*.
- Christopher D. Manning, Mihai Surdeanu, John Bauer, Jenny Finkel, Steven J. Bethard, and David McClosky. 2014. The Stanford CoreNLP natural language processing toolkit. In *Association for Computational Linguistics (ACL) System Demonstrations*.
- Benoit Mathieu, Slim Essid, Thomas Fillon, Jacques Prado, and Gal Richard. 2010. Yaafe, an easy to use and efficient audio feature extraction software. In *Proceedings of the 11th International Society for Music Information Retrieval Conference*.
- Tomas Mikolov, Ilya Sutskever, Kai Chen, Greg S Corrado, and Jeff Dean. 2013. Distributed representations of words and phrases and their compositionality. In *Advances in Neural Information Processing Systems (NIPS)*.
- Seil Na, Sangho Lee, Jisung Kim, and Gunhee Kim. 2017. A read-write memory network for movie story understanding. In *International Conference on Computer Vision (ICCV)*.
- O. M. Parkhi, A. Vedaldi, and A. Zisserman. 2015. Deep face recognition. In *British Machine Vision Conference (BMVC)*.

- F. Pedregosa, G. Varoquaux, A. Gramfort, V. Michel, B. Thirion, O. Grisel, M. Blondel, P. Prettenhofer, R. Weiss, V. Dubourg, J. Vanderplas, A. Passos, D. Cournapeau, M. Brucher, M. Perrot, and E. Duchesnay. 2011. Scikit-learn: Machine learning in Python. *Journal of Machine Learning Research*.
- V. Ramanathan, A. Joulin, P. Liang, and L. Fei-Fei. 2014. Linking people with “their” names using coreference resolution. In *IEEE Conference on European Conference on Computer Vision (ECCV)*.
- Jimmy Ren, Yongtao Hu, Yu-Wing Tai, Chuan Wang, Li Xu, Wenxiu Sun, and Qiong Yan. 2016. Look, listen and learn a multimodal lstm for speaker identification. In *Thirtieth AAAI Conference on Artificial Intelligence*.
- Douglas A Reynolds. 2002. An overview of automatic speaker recognition technology. In *Acoustics, speech, and signal processing (ICASSP)*.
- Josef Sivic, Mark Everingham, and Andrew Zisserman. 2009. “who are you?” – learning person specific classifiers from video. In *IEEE Conference on Computer Vision and Pattern Recognition (CVPR)*.
- Sainbayar Sukhbaatar, Jason Weston, Rob Fergus, et al. 2015. End-to-end memory networks. In *Advances in neural information processing systems (NIPS)*.
- Makarand Tapaswi, Martin Bäuml, and Rainer Stiefel-hagen. 2012. “knock! knock! who is it?” probabilistic person identification in tv-series. In *IEEE Conference on Computer Vision and Pattern Recognition (CVPR)*.
- Makarand Tapaswi, Martin Bäuml, and Rainer Stiefel-hagen. 2014. Storygraphs: Visualizing character interactions as a timeline. In *IEEE Conference on Computer Vision and Pattern Recognition (CVPR)*.
- Makarand Tapaswi, Martin Bäuml, and Rainer Stiefel-hagen. 2015. Improved weak labels using contextual cues for person identification in videos. In *IEEE International Conference and Workshops on Automatic Face and Gesture Recognition (FG)*.
- Makarand Tapaswi, Yukun Zhu, Rainer Stiefel-hagen, Antonio Torralba, Raquel Urtasun, and Sanja Fidler. 2016. Movieqa: Understanding stories in movies through question-answering. In *IEEE Conference on Computer Vision and Pattern Recognition (CVPR)*.
- Laurens Van Der Maaten. 2014. Accelerating t-sne using tree-based algorithms. *Journal of machine learning research*.
- Kaipeng Zhang, Zhanpeng Zhang, Zhifeng Li, and Yu Qiao. 2016. Joint face detection and alignment using multitask cascaded convolutional networks. *IEEE Signal Processing Letters*.
- Yi-Fan Zhang, Changsheng Xu, Hanquig Lu, and Yeh-Min Huang. 2009. Character identification in feature-length films using global face-name matching. In *IEEE Transactions on Multimedia*.