

.....

Speciation along environmental gradients

Michael Doebeli* & Ulf Dieckmann†

** Departments of Zoology and Mathematics, University of British Columbia, Vancouver, Canada V6T 1Z4*

† Adaptive Dynamics Network, International Institute for Applied Systems Analysis, A-2361 Laxenburg, Austria

.....

Traditional discussions of speciation are based on geographical patterns of species ranges^{1,2}. In allopatric speciation, long-term geographical isolation generates reproductively isolated and spatially segregated descendant species^{1,3}. In the absence of geographical barriers, diversification is hindered by gene flow^{1,3,4}. Yet a growing body of phylogenetic and experimental data suggests that closely related species often occur in sympatry

letters to nature

or have adjacent ranges in regions over which environmental changes are gradual and do not prevent gene flow^{5–14}. Theory has identified a variety of evolutionary processes that can result in speciation under sympatric conditions^{15–25}, with some recent advances concentrating on the phenomenon of evolutionary branching^{18,23–25}. Here we establish a link between geographical patterns and ecological processes of speciation by studying evolutionary branching in spatially structured populations. We show that along an environmental gradient, evolutionary branching can occur much more easily than in non-spatial models. This facilitation is most pronounced for gradients of intermediate slope. Moreover, spatial evolutionary branching readily generates patterns of spatial segregation and abutment between the emerging species. Our results highlight the importance of local processes of adaptive divergence for geographical patterns of speciation, and caution against pitfalls of inferring past speciation processes from present biogeographical patterns.

We extended generic Lotka–Volterra models for frequency-dependent competition to individual-based stochastic models of populations occupying a continuous spatial area. In these models, individuals vary in a quantitative trait u , for example a morphological, behavioural or physiological character. In addition, each individual is characterized by its spatial location (x, y) in a square spatial area. In this area resources are distributed such that for each spatial location (x, y) there is a phenotype u_0 with maximal carrying capacity. This phenotype varies linearly with one spatial dimension, $u_0(x) = ax + b$, which represents the most gradual environmental structure possible; the other spatial dimension y is ecologically neutral (Fig. 1). Such a resource gradient in one spatial dimension could, for example, represent variation in temperature, humidity, soil nutrients, or prey items along an altitudinal gradient. Accordingly, the carrying capacity K depends on the phenotype as well as on the spatial location, and is assumed to be of gaussian form: if $N_\sigma(x) = \exp(-\frac{1}{2}x^2/\sigma^2)$ denotes a gaussian function with variance σ^2 , then $K = K_0 \cdot N_{\sigma_K}(u - u_0(x))$. At each spatial location, carrying capacity decreases with phenotypic distance from its maximum at u_0 ; the width of this peak is given by σ_K .

We assumed that the strength of competition between two individuals depends on their phenotypic distance, so that competition is strongest between individuals with similar phenotypes, as, for example, when similarly sized individuals prefer similar types of food. We also assumed that the strength of competition decreases with spatial distance between individuals. Thus, in our individual-based models, the effective population size determining the death rate of a given individual owing to competition depends both on the number of other individuals in its neighbourhood and on their phenotypes. Specifically, in our models, the relative strength of competition between two individuals with phenotypic distance Δu

and spatial distance d is proportional to a product of gaussian functions: $N_{\sigma_c}(\Delta u) \cdot N_{\sigma_s}(d)$. The parameters σ_c and σ_s determine how fast the intensity of competition declines with phenotypic and spatial distance, respectively. In particular, small values of σ_s ensure that severe competition is only felt from individuals that are close-by in the spatial arena.

Finally, to describe spatial movement we assumed that individuals move around in the spatial arena with mean movement distances σ_m and at rates that are independent of location or phenotype. Movement over short distances and localized ecological interactions between individuals allow the population to become spatially structured, whereas frequent movement over long distances tends to result in well-mixed and hence spatially unstructured populations.

Based on these ecological determinants, the evolutionary dynamics of the quantitative trait u were investigated first in asexual populations by allowing for small mutations during birth events. For various reasons (see Methods), no reliable analytical or even deterministic theory for the resultant evolutionary dynamics is available at present, so that the direct investigation of individual-based spatially explicit models is necessary. Evolutionary branching of traits determining competitive interactions has already been studied extensively in analytically tractable models without spatial structure^{18,24,25}, which can be recovered from our models by setting all spatial coordinates to 0. In particular, in the non-spatial version of the adaptive dynamics of the quantitative trait u , evolutionary branching occurs if the strength of competition decreases faster than the resource abundance with phenotypic distance from the capacity-maximizing phenotype, that is, if $\sigma_c < \sigma_K$ (ref. 18).

Critical aspects of spatial structure are determined by the steepness of the environmental gradient and the movement distance. If the gradient is shallow, the environment becomes essentially spatially homogenous. If movement distances are large, the population becomes well-mixed and hence spatially unstructured. In either of these cases the system's behaviour approaches that of the non-spatial model. In particular, evolutionary branching then occurs for the same parameter combinations as in the non-spatial model, that is, for $\sigma_c < \sigma_K$. When evolutionary branching does occur under such conditions, the two evolving phenotypic clusters are scattered randomly over space.

The system's behaviour is dramatically different if the environmental gradient is steep enough and movement distances are short. Evolutionary branching is then accompanied by spatial segregation of the diverging phenotypic clusters (Fig. 2a). Thus, in spatially structured populations evolutionary branching driven by localized and frequency-dependent ecological interactions can generate a sharp phenotypic abutment across a linear environmental gradient. Depending on parameter values, it is possible to observe more than

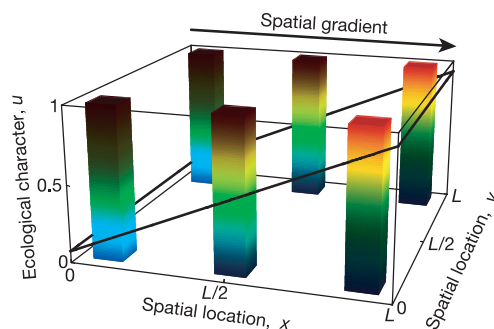


Figure 1 Environmental gradient in carrying capacities. Bright colours correspond to phenotypes that maximize local carrying capacity; these gradually change with spatial location in the x -direction, while the y -direction is ecologically neutral. At any given

location, the carrying capacity decreases with phenotypic distance from the capacity-maximizing phenotype (indicated by diminished brightness).

two distinct and spatially segregated lineages (not shown).

A second and perhaps more important effect is that with significant environmental gradients and short movement distances, evolutionary branching occurs for a much wider range of parameters than in the non-spatial models, that is, for values of σ_c that are much larger than σ_K . The degree to which spatial structure facilitates branching, and the abrupt onset of this facilitation as a function of movement distances, are surprising (Fig. 3a). If movement distances exceed a certain threshold value, parameter requirements for branching in the spatial and non-spatial models are almost exactly the same. However, as movement distances are decreased below this threshold, parameter requirements in the spatial model are suddenly and drastically less restrictive than in the non-spatial model. In fact, if the width σ_s of the spatial interaction kernel is sufficiently small, as is the case in Fig. 3a,

evolutionary branching occurs independently of σ_c .

The mechanisms generating these effects can be understood as follows. An environmental gradient initially induces gradual spatial differentiation due to local adaptation along the gradient. Thus, local adaptation results in a correlation between spatial location and phenotype. When, as assumed here, significant competition only occurs between individuals that are spatially sufficiently close, this correlation decreases the strength of competition between phenotypically distant individuals, and hence increases the degree of frequency dependence in the system. This effect tends to disappear if local adaptation is very incomplete owing to gene flow along shallow gradients, or if dissimilar phenotypes are spatially close because of local adaptation along a very steep environmental gradient. Therefore, facilitation of evolutionary branching due to gradient-induced frequency dependence is expected to be highest

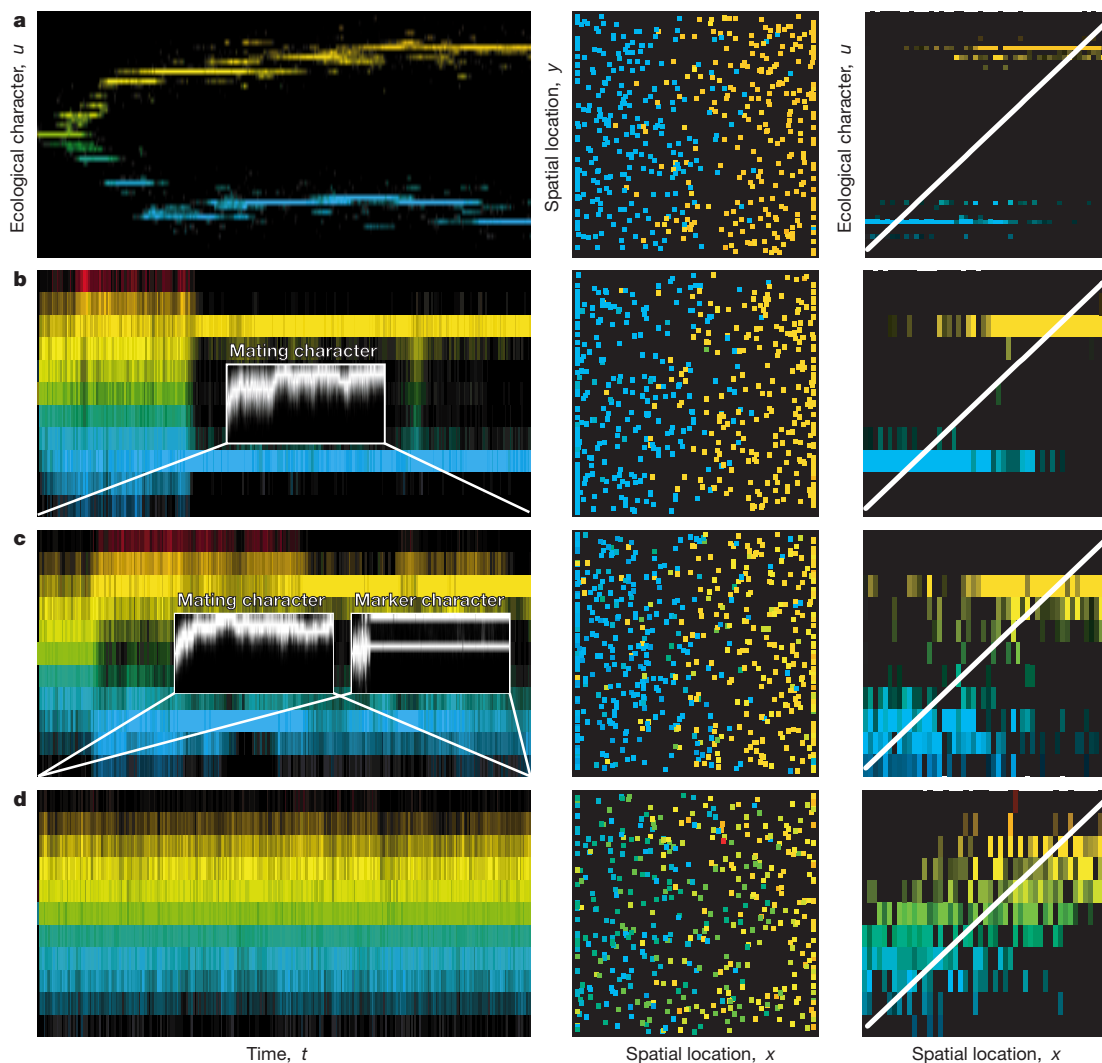


Figure 2 Evolutionary dynamics of adaptive divergence. In each row the left panels show the distribution of phenotypes as a function of time (same colour scheme as in Fig. 1). The middle panels show the distribution of phenotypes across space at the end of the time series, and the right panels show the corresponding frequency distribution of phenotypes as a function of spatial x -location. The white lines indicate the environmental gradient (Fig. 1). **a**, Evolutionary branching with spatial segregation in an asexual population. See Methods for parameter values. Note that $\sigma_c = 2.5\sigma_K$, hence no branching would be expected in the corresponding non-spatial model. **b**, Evolutionary branching with spatial segregation in a sexual population with the same parameter values as in **a** and with assortative mating based on ecological similarity. The evolution of the degree of

assortativeness is shown as an insert in the left panel (intermediate values of the mating character correspond to random mating, low values to disassortative mating, high values to assortative mating). **c**, Evolutionary branching with spatial segregation in a sexual population with assortative mating based on a marker trait. The evolution of assortativeness, as well as the branching in the marker trait, are shown as inserts in the left panel (the two marker branches are in linkage disequilibrium with the two branches of the ecological trait). Parameter values are as given in Methods, except for $\sigma_c = 0.5$, $\sigma_s = 0.3$ and $\tilde{\sigma}_m = 0.38$. **d**, Evolution of a phenotypic gradient in a sexual population with random mating. Parameter values are the same as in **b**, except that random mating with respect to phenotype was enforced.

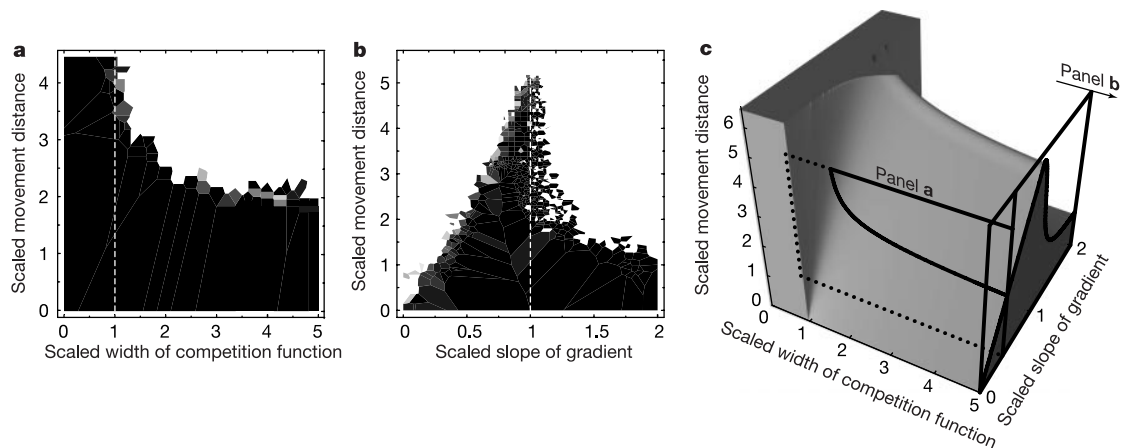


Figure 3 Requirements for spatial evolutionary branching in asexual populations. The model's three dimensionless parameters (see Methods) are displayed on all axes: scaled width of competition function σ_c/σ_K , scaled movement distance $\bar{\sigma}_m/\sigma_s$, and scaled slope of gradient $a\sigma_s/\sigma_K$. The first two panels show a subdivision of parameter space into polygons (Voronoi tessellation based on simulation data), shaded according to the recorded time to evolutionary branching: black corresponds to branching within the first 500 generations, white corresponds to no branching after 5,000 generations, and shades of grey correspond to branching between generations 500 and 5,000 (including multiple branching, which occurs for very small movement distances). **a**, Effect of direct frequency

dependence. Variation of time until branching with scaled width of competition function and scaled movement distance for asexual populations (at $a\sigma_s/\sigma_K = 0.425$). In non-spatial models^{18,24} only conditions to the left of the dashed line would be expected to induce branching. **b**, Effect of gradient-induced frequency dependence. Variation of time until branching with scaled slope of gradient and scaled movement distance for asexual populations (at $\sigma_c \gg \sigma_K$). In non-spatial models no branching would be expected at all. **c**, Complete characterization of the asexual model, obtained by extrapolating from **a** and **b** and from additional numerical simulations. Evolutionary branching occurs for parameters within the shaded block. The positions of slices in panels **a** and **b** are indicated.

for intermediate environmental gradients. This is demonstrated in Fig. 3b for a case in which the width σ_c of the phenotypic interaction is very large, so that frequency dependence is entirely due to localized interactions between spatially differentiated individuals, and no evolutionary branching at all is expected in the non-spatial model. Figure 3c shows the full characterization of the branching behaviour in asexual populations as a function of the three essential parameters of the model (see Methods). It illustrates that for a range of intermediate environmental gradients, evolutionary diversification is greatly facilitated once movement distances or rates fall below a critical level.

We have extended the spatially structured models to sexual populations in which the quantitative character u is determined additively by several diploid loci (see Methods). The ecological processes remain the same, but instead of reproducing asexually individuals now choose partners within a given spatial neighbourhood (see Methods). If mating is random with respect to phenotypes, evolutionary branching does not occur anymore, regardless of the choice of parameters. Just as in the non-spatial models, random mating brings about recombination between extremal phenotypes, which prevents the evolution of phenotypic bimodality¹⁸. By contrast, evolutionary branching is possible in spatially structured sexual populations if one allows for the evolution of assortative mating. Assortative mating can be based on similarity in the primary character determining the ecological interactions, or it can be based on a selectively neutral marker trait¹⁸. In the latter case, a linkage disequilibrium between the marker trait and the primary trait must evolve for evolutionary branching to occur¹⁸.

Results for spatially structured sexual populations with assortative mating are in general agreement with those from the asexual models. When evolutionary branching occurs in sexual populations, the emerging phenotypic clusters are essentially reproductively isolated because mating is assortative, and the spatial gradient again separates the emerging species into a pattern of spatial segregation (Fig. 2b, c). Such geographical differentiation in the presence of a spatial gradient has been previously observed in a model for competition between two species²⁶; this model did not, however, address the question of speciation. It is important to note

that, if divergence is prevented by random mating, one expects the evolution of a phenotypic gradient along the environmental gradient^{2,27,28}. Such a phenotypic gradient does indeed evolve in our sexual models when individuals mate randomly with regard to their phenotypes (Fig. 2d). Thus, the speciation processes described here are ultimately due to evolutionary branching and to the evolution of assortative mating caused by frequency-dependent interactions under conditions of ecological contact. In sexual populations, speciation through spatial evolutionary branching again occurs for a much wider range of parameters than in the corresponding non-spatial sexual populations, and is most likely with environmental gradients of intermediate slope. The behaviour of the sexual model in which assortative mating is based on similarity in the ecological trait is summarized in Fig. 4. Notice that parameter requirements for spatial evolutionary branching in sexual populations are generally stricter than for asexual populations.

Our results show that intrinsically sympatric processes of adaptive speciation can generate sharp geographical differentiation in the absence of abrupt environmental changes^{2,21}. In traditional models of parapatric speciation due to isolation by distance^{15,22}, diversification is driven by divergent local adaptation or genetic drift in spatially distant locations and is hindered by gene flow. In contrast, our models show that ecological contact may in fact be the driving force for parapatric speciation. Gene flow is of course still a hindrance to local divergence, but the mechanisms generating local disruptive selection require ecological contact. Local disruptiveness in turn selects for assortative mating, which reduces and eventually eliminates gene flow between the emerging species. The latter process is akin to reinforcement²², except that selection for prezygotic isolation emerges dynamically from frequency-dependent ecological interactions and is not a consequence of secondary contact. Spatial segregation between closely related species^{7,13,29} is often used to infer allopatric speciation processes. However, our results show that this inference of process from pattern may be misleading, and that instead the origin and distribution pattern of species abutments is consistent with spatial evolutionary branching. This perspective may be important for understanding the origin of species abutments such as those reported for giant senecios along

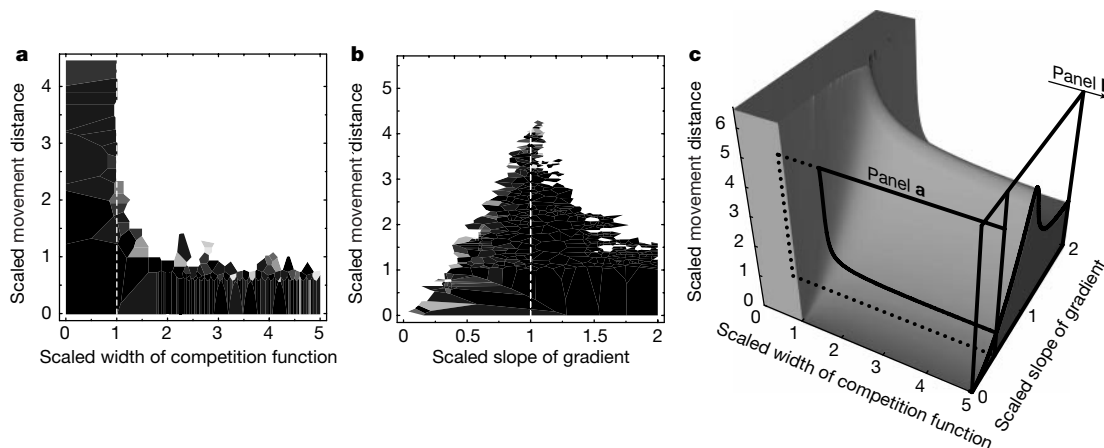


Figure 4 Requirements for spatial evolutionary branching in sexual populations. Same as Fig. 3, but for sexual populations in which assortative mating based on ecological similarity can evolve.

altitudinal gradients⁸, and the origin of hybrid zones such as those between intertidal snails^{7,13}.

Our results also show that gradual spatial structure, potentially even more so than complete spatial isolation, facilitates speciation, because local adaptation along an environmental gradient increases the degree of frequency dependence in spatially localized ecological interactions, and hence the likelihood that these interactions generate disruptive selection. Interestingly, this facilitation is most pronounced for environmental gradients of intermediate slope, a result that is fundamentally different from those expected in classical parapatric speciation models. Other things being equal, we can thus hypothesize that speciation rates are highest in populations exposed to environmental gradients with slopes around σ_K/σ_s (Figs 3b, c and 4b, c), a measure that varies widely between taxa. This conjecture appears to be testable empirically, both by comparative analyses and by studying the effects of environmental gradients on the experimental evolution of diversity in microorganisms¹⁰. In summary, the theory presented here offers a new perspective on the importance of geographical structure for the evolution of diversity by showing that spatially localized interactions along environmental gradients can facilitate speciation through frequency-dependent selection and result in patterns of geographical segregation between the emerging species. □

Methods

Events

Individuals are assigned birth rates b_i , death rates d_i , and movement rates m_i , $i = 1, \dots, n$, where n is the current population size; these rates are updated as necessary after each event. Time is continuous and generations are overlapping. Based on the total rates $B = \sum_{i=1}^n b_i$, $D = \sum_{i=1}^n d_i$, $M = \sum_{i=1}^n m_i$, and $E = B + D + M$, the time lapse until the next event is drawn from an exponential probability distribution with mean $1/E$; the type of event is chosen according to the probabilities B/E , D/E , and M/E . The affected individual i is then chosen with probability b_i/B , d_i/D , or m_i/M , and the chosen individual either gives birth to one offspring, dies, or moves, depending on the event type occurring.

Phenotypes

In the asexual models, ecological phenotypes $0 \leq u \leq 1$ vary continuously. In the sexual models, ecological, mating and marker phenotypes are each determined by l diallelic diploid loci with additive effects and free recombination. Ecological and marker phenotypes vary between 0 and 1. The mating character varies between -1 (disassortative mating) and $+1$ (assortative mating); 0 encodes random mating^{18,24}.

Gradient

Individuals have a spatial location (x, y) , with $0 \leq x, y \leq L$. The carrying capacity for the ecological phenotype u at spatial location (x, y) is $K(u, x, y) = K_0 \cdot N_{\sigma_K}(u - u_0(x))$, where $u_0(x) = a(x - L/2) + L/2$ is the phenotype maximizing K at location x , and $0 \leq a \leq 1$ is the slope of the environmental gradient (Fig. 1); u_0 thus varies over space in the range $[(1 - a)L/2, (1 + a)L/2]$.

Death

The effective density experienced by an individual i with phenotype u at location (x, y) is a weighted sum, $n_{\text{eff}}(u, x, y) = \frac{1}{2\pi\sigma_s^2} \sum N_{\sigma_s}(\Delta u) \cdot N_{\sigma_K}(d)$ extending over all pairs $(\Delta u, d)$ of phenotypic and spatial distances between the focal and other individuals. The resultant logistic death rate is $d_i = n_{\text{eff}}(u, x, y)/K(u, x, y)$.

Birth

In asexual populations, individuals reproduce at a fixed rate $b_i = b$. Offspring express the parental phenotype unless a mutation occurs at probability μ_a , in which case their phenotype u' is chosen according to $N_{\sigma_s}(u' - u)$. For sexual populations, refs. 18, 24 describe how an individual i slated for reproduction chooses a partner j according to phenotype-based mating probabilities p_{ij} depending on its mating character and the partner's phenotypic distance in either ecological or marker character. Although this does not yet imply a cost to choosiness (the p_{ij} are normalized), there is already a cost to rarity when mating is assortative (individuals with uncommon phenotypes will rarely be chosen as mating partners). In our spatial models, the location-based component q_{ij} of mating probabilities decreases according to $(2\pi\sigma_s^2)^{-1} \cdot N_{\sigma_s}(d)$ with the spatial distance d between potential partners. This induces a cost to preferring locally rare phenotypes: $b_i = b/(1 + c/n_p)$, where $n_p = \sum_{j=1, j \neq i}^n p_{ij} \cdot q_{ij}$ is the number of suitable mating partners locally available to individual i , and c determines the cost's strength. Notice that assortativeness often evolves despite this cost. (For sexual populations, only females are modelled; males are assumed to have the same density and frequency distributions as females. Given the probabilistic recipe for finding mates, this simplification is uncritical and seems justified bearing in mind otherwise even more computationally demanding sex-structured simulations.) After recombination, the offspring genotype is subjected to allelic mutations according to a reversal probability μ_r . Offspring undergo an initial movement event from the location of their parent.

Movement

Individuals move at a fixed rate $m_i = m$, undergoing displacements d in the x - and y -directions drawn independently according to $N_{\sigma_m}(d)$, resulting in an average movement distance σ_m . Boundaries are reflective in the x -direction and periodic in the ecologically neutral y -direction. For additive interpretation it is convenient to consider the expected movement distance during the average lifespan of an individual at demographic equilibrium, $\bar{\sigma}_m = \sqrt{(m/b)} \cdot \sigma_m$ (where b is the birth rate).

Parameters

Unless otherwise stated: $l = 10$, $L = 1$, $K_0 = 500$, $\sigma_K = 0.3$, $a = 0.95$, $\sigma_s = 0.19$, $b = 1$, $\mu_a = 0.005$, $\sigma_a = 0.05$, $\sigma_p = 0.2$, $c = 10$, $\mu_r = 0.001$, $m = 5$, $\bar{\sigma}_m = 0.27$. In the salient limit of large L , K_0 and small $\mu_a \sigma_a^2$ the asexual model has no more than three essential dimensionless parameters: σ_s/σ_K , $\bar{\sigma}_m/\sigma_s$, and $a\sigma_s/\sigma_K$ (obtained from choosing units for time, space, and phenotype as $1/b$, σ_s , and σ_K). This important simplification allows for a complete characterization of the asexual model as shown in Fig. 3a–c. To illustrate the biological meaning of the three dimensionless parameters, we note that if the first, σ_s/σ_K , is equal to 1, then the phenotypic distance reducing the strength of competition by a given amount is the same as the phenotypic distance from the capacity-maximizing phenotype reducing the carrying capacity by the same amount; if the second, $\bar{\sigma}_m/\sigma_s$, is equal to 1, then the expected movement distance during an average lifespan equals σ_s , the width of the spatial interaction kernel; and if the third, $a\sigma_s/\sigma_K$, is equal to 1, then movement of a capacity-maximizing phenotype by σ_s in the x -direction reduces its carrying capacity by $1/e$.

Approximations

We also investigated approximations of the asexual individual-based model. Although

being more tractable by deterministically describing the dynamics of a population density $n(x,u)$, these approximations are problematical. First, such continuum approximations are based on the limit of infinite local population sizes (local both in x and u), which is even more difficult to justify biologically than the limit of infinite global population size, widely used in population ecology. Second, a conveniently simple reaction-diffusion approximation of this system, derived for small σ_m and σ_s , is dynamically unstable. Third, these approximations ignore the implications of reproductive (and other) pair correlations and local density fluctuations, both of which have been shown to critically affect ecological and evolutionary dynamics³⁰. Fourth, the deterministic approximation blurs the sharp bifurcation boundary in Fig. 3a and is also inaccurate in predicting the boundary's location. Fifth, extending the deterministic approximation to multilocus genetics is not feasible without incurring further unjustified assumptions.

Received 12 July; accepted 18 October 2002; doi:10.1038/nature01274.

1. Mayr, E. *Animal Species and Evolution* (Harvard Univ. Press, Cambridge, Massachusetts, 1963).
2. Endler, J. A. *Geographic Variation, Speciation, and Clines* (Princeton Univ. Press, Princeton, New Jersey, 1977).
3. Coyne, J. A. Genetics and speciation. *Nature* **355**, 511–515 (1992).
4. Felsenstein, J. Scepticism towards Santa Rosalia, or why are there so few kinds of animals. *Evolution* **35**, 124–138 (1981).
5. Schliewen, U. K., Tautz, D. & Pääbo, S. Sympatric speciation suggested by monophyly of crater lake cichlids. *Nature* **368**, 629–632 (1994).
6. Schluter, D. Experimental evidence that competition promotes divergence in adaptive radiation. *Science* **266**, 798–801 (1994).
7. Johannesson, K., Rolán-Alvarez, E. & Ekendahl, A. Incipient reproductive isolation between two sympatric morphs of the intertidal snail *Littorina saxatilis*. *Evolution* **49**, 1180–1190 (1995).
8. Knox, E. B. & Palmer, J. D. Chloroplast DNA variation and the recent radiation of giant senecios (Asteraceae) on the tall mountains of Eastern Africa. *Proc. Natl Acad. Sci. USA* **92**, 10349–10353 (1995).
9. Feder, J. L. *Endless Forms* (eds Howard, D. J. & Berlocher, S. H.) 130–144 (Oxford Univ. Press, Oxford, UK, 1998).
10. Rainey, P. B. & Travisano, M. Adaptive radiation in a heterogeneous environment. *Nature* **394**, 69–72 (1998).
11. Gislason, D., Ferguson, M., Skúlason, S. & Snorrason, S. S. Rapid and coupled phenotypic and genetic divergence in Icelandic Arctic char (*Salvelinus alpinus*). *Can. J. Fish. Aquat. Sci.* **56**, 2229–2234 (1999).
12. Schliewen, U. K., Rassmann, K., Markmann, M., Markert, J. & Tautz, D. Genetic and ecological divergence of a monophyletic cichlid species pair under fully sympatric conditions in Lake Ejagham, Cameroon. *Mol. Ecol.* **10**, 1471–1488 (2001).
13. Wilding, C. S., Butlin, R. K. & Grahame, J. Differential gene exchange between parapatric morphs of *Littorina saxatilis* detected using AFLP markers. *J. Evol. Biol.* **14**, 611–618 (2001).
14. Via, S. Sympatric speciation in animals: the ugly duckling grows up. *Trends Ecol. Evol.* **16**, 381–390 (2001).
15. Lande, R. Rapid origin of sexual isolation and character divergence in a cline. *Evolution* **36**, 213–223 (1982).
16. Kawecki, T. J. Sympatric speciation via habitat specialization driven by deleterious mutations. *Evolution* **51**, 1751–1763 (1997).
17. Kondrashov, A. S. & Kondrashov, F. A. Interactions among quantitative traits in the course of sympatric speciation. *Nature* **400**, 351–354 (1999).
18. Dieckmann, U. & Doebeli, M. On the origin of species by sympatric speciation. *Nature* **400**, 354–357 (1999).
19. Van Doorn, G. S., Luttikhuisen, P. C. & Weissing, F. J. Sexual selection at the protein level drives the extraordinal divergence of sex-related genes during sympatric speciation. *Proc. R. Soc. Lond. B* **268**, 2155–2161 (2001).
20. Gavrilets, S. & Waxman, D. Sympatric speciation by sexual conflict. *Proc. Natl Acad. Sci. USA* **99**, 10533–10538 (2002).
21. Mizera, F. & Meszéna, G. Spatial niche packing, character displacement and adaptive speciation in an environmental gradient. *Evol. Ecol. Res.* (in the press).
22. Turelli, M., Barton, N. H. & Coyne, J. A. Theory and speciation. *Trends Ecol. Evol.* **16**, 330–343 (2001).
23. Geritz, S. A. H., Kisdi, E., Meszéna, G. & Metz, J. A. J. Evolutionarily singular strategies and the adaptive growth and branching of the evolutionary tree. *Evol. Ecol.* **12**, 35–57 (1998).
24. Doebeli, M. & Dieckmann, U. Evolutionary branching and sympatric speciation caused by different types of ecological interactions. *Am. Nat.* **156**, S77–S101 (2000).
25. Kisdi, E. Evolutionary branching under asymmetric competition. *J. Theor. Biol.* **197**, 149–162 (1999).
26. Case, T. J. & Taper, M. L. Interspecific competition, environmental gradients, gene flow, and the coevolution of species' borders. *Am. Nat.* **155**, 583–605 (2000).
27. Slatkin, M. Spatial patterns in the distribution of polygenic characters. *J. Theor. Biol.* **70**, 213–228 (1978).
28. Barton, N. H. Clines in polygenic traits. *Genet. Res.* **74**, 223–236 (1999).
29. Barraclough, T. G. & Vogler, A. P. Detecting the geographical pattern of speciation from species-level phylogenies. *Am. Nat.* **155**, 419–434 (2000).
30. Dieckmann, U., Law, R. & Metz, J. A. J. *The Geometry of Ecological Interactions: Simplifying Spatial Complexity* (Cambridge Univ. Press, Cambridge, UK, 2000).

Acknowledgements We thank H. Metz, D. Tautz, G. Meszéna, D. Schluter, E. Knox, O. Leimar, M. Kirkpatrick and T. Barraclough for discussions and comments. The order of authors is reverse alphabetical.

Competing interests statement The authors declare that they have no competing financial interests.

Correspondence and requests for materials should be addressed to M.D. (e-mail: doebeli@zoology.ubc.ca).