

Spin and orbital frustration in MnSc_2S_4 and FeSc_2S_4

V. Fritsch^{1,*}, J. Hemberger¹, N. Büttgen¹, E.-W. Scheidt², H.-A. Krug von Nidda¹, A. Loidl¹, and V. Tsurkan^{1,3}

¹ *Experimentalphysik V, Center for Electronic Correlations and Magnetism, Institut für Physik, Universität Augsburg, D-86159 Augsburg, Germany*

² *Lehrstuhl für Chemische Physik und Materialwissenschaften,*

Institut für Physik, Universität Augsburg, D-86159 Augsburg, Germany and

³ *Institute of Applied Physics, Academy of Science of Moldova, MD 2028 Chisinau, Republic of Moldova*

Crystal structure, magnetic susceptibility, and specific heat were measured in the normal cubic spinel compounds MnSc_2S_4 and FeSc_2S_4 . Down to the lowest temperatures, both compounds remain cubic and reveal strong magnetic frustration. Specifically the Fe compound is characterized by a Curie-Weiss temperature $\Theta_{\text{CW}} = -45$ K and does not show any indications of order down to 50 mK. In addition, the Jahn-Teller ion Fe^{2+} is orbitally frustrated. Hence, FeSc_2S_4 belongs to the rare class of spin-orbital liquids. MnSc_2S_4 is a spin liquid for temperatures $T > T_N \approx 2$ K.

PACS numbers: 71.70.Ej, 75.50.Bb, 75.40.-s

Frustration characterizes the inability of a system to satisfy all pair-wise interactions and to establish unique long-range order. Instead, a highly degenerate ground state is formed. Frustration combined with site disorder is the key concept to describe spin-glasses in diluted magnets [1]. But frustration can also govern pure compounds due to geometrical constraints only [2]. Geometrical frustration yields a variety of different ground states which depend on the nature of the exchange interaction, the magnetic anisotropy, and the magnitude of the spin. Spin-liquid (SL) [3] or spin-ice states [4, 5], spin-clusters or -loops [6, 7], as well as singlet formation [8] were experimentally observed or theoretically predicted.

Geometric frustration has been intensively investigated in the spin sector. However, frustration of the orbital degrees of freedom will be even more dominant: Orbital order is established via the Jahn-Teller (JT) effect [9] or via a purely electronic exchange mechanism, as proposed by Kugel and Khomskii [10]. The exchange mechanisms in orbitally degenerate systems are strongly frustrated and even in cubic lattices the orbitals may remain disordered down to $T = 0$ K forming an orbital liquid (OL) state [11, 12, 13]. An OL has been proposed for LaTiO_3 [14, 15] and a spin-orbital liquid (SOL) for LiNiO_2 [16], but new experiments suggested an orbitally ordered state in LaTiO_3 [17, 18] and questioned the SOL for LiNiO_2 [19]. Hence it remains a challenge to search for further realizations of a SL, OL and SOL.

Here we present experimental results on MnSc_2S_4 and FeSc_2S_4 revealing strong spin-frustration effects. Additionally, the Fe ion is JT-active and due to its geometrically frustrated network, FeSc_2S_4 is expected to be also orbitally frustrated. We thus have the interesting case to compare two similar systems: the Mn compound, characterized by a half-filled $3d$ shell and zero orbital moment, being a prime candidate for a pure SL, while the Fe compound is expected to bear the characteristics of a SOL.

It is well known that the B-sites in the normal spinels AB_2X_4 form a pyrochlore lattice which is a paramount

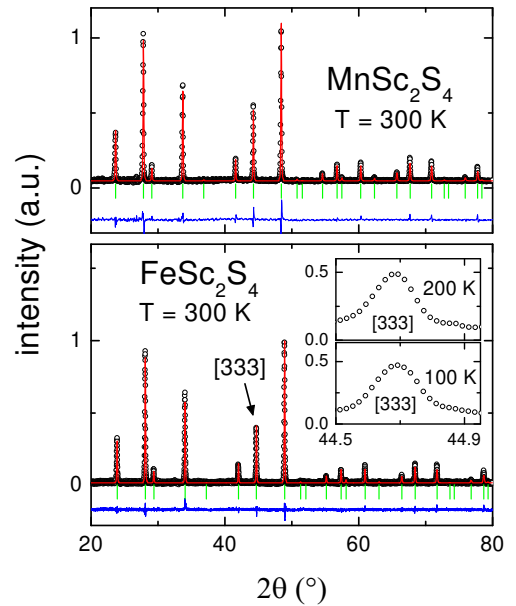


FIG. 1: Diffraction pattern of MnSc_2S_4 (upper frame) and FeSc_2S_4 (lower frame). The solid lines represent fits of a Rietveld analysis. The difference spectra shown below the data demonstrate the absence of any impurity phases. Inset: [333] reflection at 100 and 200 K, respectively.

example for geometrically frustrated networks. Here we demonstrate that A-site spinels also reveal frustration, in the spin as well as in the orbital sector. The A-site ions in the normal spinel form a diamond lattice, i.e. two face centered cubic (fcc) lattices at $(0,0,0)$ and $(1/4,1/4,1/4)$. The magnetic superexchange interactions between the A ions are weakly antiferromagnetic and the corresponding exchange paths involve at least five ions [20]. Within one fcc sublattice, the twelve nearest neighbours (NN) are connected via two equivalent A-X-B-X-A exchange paths, including nearly rectangular X-B-X bonds of non-magnetic ions. Considering the entire lattice, the exchange between the two A-site sublattices is transferred

as follows: the four NN are connected via six A-X-B-X-A exchange paths again including nearly rectangular X-B-X bonds. Twelve third-next nearest neighbours (third-NNN) are coupled via one A-X-B-X-A exchange path, including a 180° X-B-X bond. Note that the NNN in the entire lattice corresponds to the NN within each sublattice. We conclude that each fcc sublattice is coupled antiferromagnetically and, hence, is frustrated. In addition, the two sublattices are coupled again antiferromagnetically, strongly enforcing the frustration effects.

The synthesis of MnSc_2S_4 and FeSc_2S_4 is described in Ref.21, 22, 23. The magnetic susceptibility for $4.2 < T < 300$ K was investigated by Pawlak and Duczmal [24] and the absence of long-range magnetic order in both compounds has been noted. A structural investigation [23] using single crystalline MnSc_2S_4 and polycrystalline FeSc_2S_4 confirmed the normal spinel structure (space group $Fd\bar{3}m$) with Mn(Fe) and Sc occupying only A- and B-sites, respectively. Already from earlier Mössbauer experiments on FeSc_2S_4 it had been concluded that the iron ions occupy the A-sites only and that any long-range magnetic or JT-ordering is absent [25]. The crystal field splits the d -electron manifold of the divalent cations A^{2+} at the tetrahedral sites into an excited triplet (t_2) and a lower doublet (e). The Mn^{2+} ion reveals a half-filled d -shell with a spin value $S = 5/2$ and zero orbital moment. The Fe^{2+} ion with $S = 2$ exhibits a hole in the lower doublet and, hence, is JT-active.

Polycrystalline MnSc_2S_4 and FeSc_2S_4 were prepared by sintering stoichiometric mixtures of the pure elements in evacuated, sealed silica ampoules at 900°C during five days. To reach good homogeneity the synthesis was repeated several times with subsequent regrinding, pressing and firing. The powdered samples were investigated by standard x-ray techniques using $\text{CuK}\alpha$ radiation. Representative room-temperature spectra are shown in figure 1. From a detailed Rietveld refinement (solid lines in Fig.1) the lattice constant a and the fractional coordinate z of the sulphur atom were determined as $a = (10.621 \pm 0.007)$ Å, $z = 0.2574 \pm 0.0005$ for the Mn compound and $a = (10.519 \pm 0.007)$ Å, $z = 0.2546 \pm 0.0005$ for the Fe compound, respectively. The deviation of the sulphur parameter z from the ideal value $1/4$ indicates a slight trigonal distortion of the octahedra around the B-sites, while the tetrahedra remain undistorted. This slight trigonal distortion yields X-B-X bonds of 92.3° for the Fe compound and 93.6° for the Mn compound in good agreement with Ref.23. To search for structural phase transitions in the JT-active compound FeSc_2S_4 we performed a diffraction analysis down to 100 K. We found no indications of a structural distortion (see the $[333]$ Bragg reflection in the inset of Fig.1, which remains resolution limited at all temperatures) and even the positions of the sulphur atoms within the unit cell remained constant within experimental uncertainties.

The susceptibility measurements were performed with

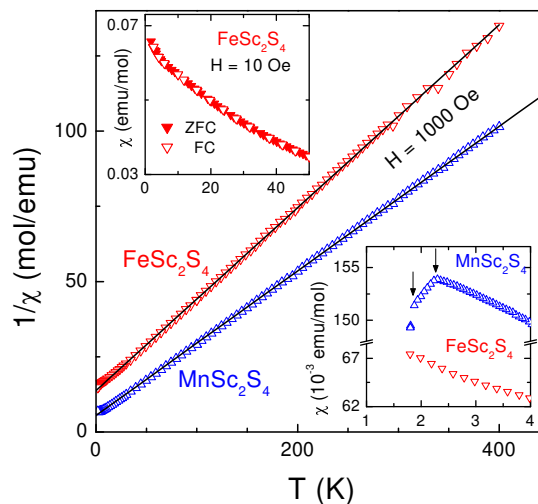


FIG. 2: Inverse susceptibility $1/\chi(T)$ of MnSc_2S_4 (triangles up) and FeSc_2S_4 (triangles down). The solid lines are linear fits with a Curie-Weiss law $\chi = C/(T - \Theta_{\text{CW}})$. Upper Inset: FC and ZFC susceptibility loop measured in FeSc_2S_4 at 10 Oe. Lower inset: susceptibility $\chi(T)$ vs T at low temperatures.

a commercial SQUID magnetometer for temperatures $1.7 \leq T \leq 400$ K and in external fields up to 50 kOe. The specific-heat experiments were conducted in noncommercial setups using a quasi-adiabatic method for $2.5 < T < 30$ K and an AC-technique for $15 < T < 200$ K in a ^4He -cryostat. Below 2.5 K we measured in a $^3\text{He}/^4\text{He}$ dilution refrigerator with a relaxational method.

Figure 2 shows the inverse susceptibilities of MnSc_2S_4 (triangles up) and FeSc_2S_4 (triangles down) for $1.7 \leq T \leq 400$ K. We observed perfect Curie-Weiss (CW) laws with CW temperatures $\Theta_{\text{CW}} = (-45.1 \pm 1)$ K for the iron and $\Theta_{\text{CW}} = (-22.9 \pm 0.8)$ K for the manganese compound, respectively. Paramagnetic moments of $\mu_{\text{eff}} = (5.12 \pm 0.1)\mu_{\text{B}}$ for FeSc_2S_4 and $\mu_{\text{eff}} = (5.77 \pm 0.12)\mu_{\text{B}}$ for MnSc_2S_4 were determined. Here we took the average of a series of measurements of different batches, where we used as grown samples and samples tempered in vacuum as well as in sulphur atmosphere. Despite these different treatments, we observed marginal changes of μ_{eff} and Θ_{CW} only, which are included in the error bars given above. For Fe^{2+} ($3d^6$, high spin), the experimentally determined value of μ_{eff} is higher than the spin-only value of $4.90\mu_{\text{B}}$. This signals an enhancement due to spin-orbit coupling, resulting in an effective g -value of 2.09, typically observed in iron compounds with Fe^{2+} .

A closer look at the susceptibilities $\chi(T)$ reveals slight deviations from a CW law below 4 K in the Fe compound, but the absence even of any spin-glass ordering is demonstrated by field cooled (FC) and zero-field cooled (ZFC) cycles of $\chi(T)$ at low fields (10 Oe) revealing no significant splitting (see upper inset of Fig. 2). In MnSc_2S_4 the clear onset of AFM order is demonstrated in the lower inset of figure 2. There, $\chi(T)$ exhibits a peak at the

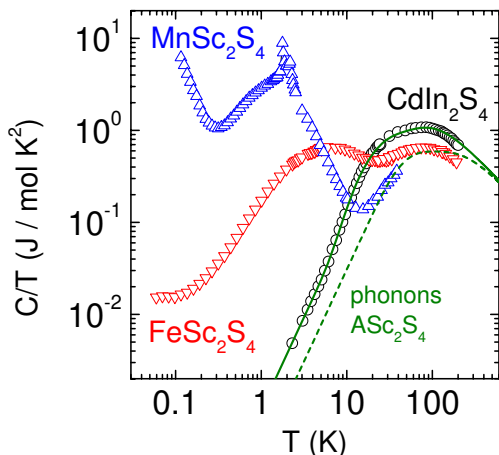


FIG. 3: Specific heat $C(T)/T$ for MnSc_2S_4 (triangles up), FeSc_2S_4 (triangles down), and CdIn_2S_4 (circles). The solid line represents the calculated specific heat of the nonmagnetic reference compound CdIn_2S_4 . The dashed line gives the estimated phonon contribution for ASc_2S_4 ($A = \text{Mn, Fe}$).

ordering temperature $T_{N1} = 2.1$ K and an additional downturn for $T < T_{N2} = 1.8$ K.

Figure 3 documents the molar heat capacity for temperatures $0.05 < T < 200$ K. As the results cover almost four decades in temperature, for representation purposes we plotted C/T vs T on logarithmic scales. The results are compared to nonmagnetic CdIn_2S_4 to get an estimate of the phonon contributions. Below 200 K, in the Fe and Cd compound no specific-heat anomalies can be detected, indicating the absence of structural (CdIn_2S_4) or structural/magnetic (FeSc_2S_4) phase transitions. Together with the diffraction pattern (lower frame of Fig.1) it is clear that FeSc_2S_4 remains cubic (no JT distortion) and paramagnetic down to 50 mK. In all samples the lattice-derived specific heat dominates above 20 K. However, it is impressive to see, how in the geometrically frustrated systems the heat capacity is enhanced towards low temperatures, having in mind that the characteristic magnetic temperatures are 23 K and 45 K for the Mn and Fe compound, respectively. For MnSc_2S_4 , a double peak close to 2 K in $C(T)/T$ indicates two subsequent magnetic phase transitions which also have been observed in $\chi(T)$ (cf. lower inset of Fig.2). The magnetic order of MnSc_2S_4 most probably results from residual magnetic interaction only, as any coupling to the lattice in this spin-only system must be negligible. Below 0.4 K, nuclear contributions dominate and the increase in $C(T)/T$ can be accounted for by assuming a hyperfine term of ^{45}Sc in an internal field of 15 kOe due to the magnetic order of the manganese moments.

FeSc_2S_4 reveals a broad peak close to 6 K which often is observed in geometrically frustrated magnets [2] indicating soft collective modes. On further decreasing temperatures, $C(T)/T$ decreases reaching a constant value below

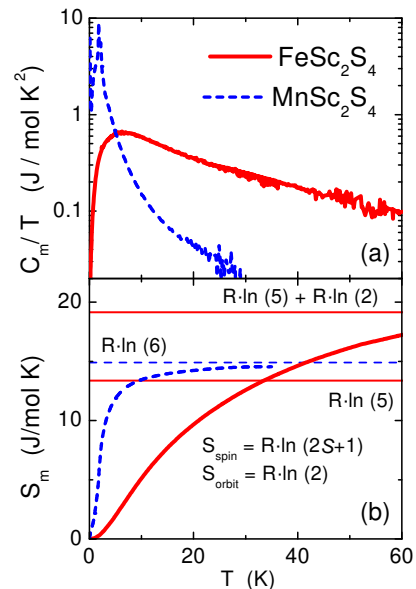


FIG. 4: (a) Magnetic contribution of the specific heat C_m/T vs T for MnSc_2S_4 and FeSc_2S_4 . (b) Magnetic entropy of MnSc_2S_4 and FeSc_2S_4 . The horizontal lines give the magnetic entropy S_m which is theoretically expected for the spin and orbital degrees of freedom (see text).

0.2 K. The lack of any hyperfine contribution signals the absence of internal magnetic fields. The constant value of $C(T)/T$ below 0.2 K suggests a linear term in $C(T)$ which often is observed in spin-glasses [1]. The increase of the heat capacity between $0.3 < T < 2$ K is close to $T^{2.5}$, a power-law behavior that also has been observed in LiNiO_2 another potential candidate for a SOL. As documented in figure 3, FeSc_2S_4 does not order down to 50 mK, despite the fact that Fe reveals a strong spin-spin interaction and is JT-active. Hence, the ground state indeed has to be characterized as SOL. In this case the magnetic (spin) frustration parameter $f = -\Theta_{\text{CW}}/T_N$ is of the order of 1000 and one of the largest values reported so far [2]. In MnSc_2S_4 , the magnetic ordering temperature of 2 K and the CW temperature of -23 K yields $f = 11.5$.

In order to get an estimate of the magnetic contribution to the specific heat we calculated the lattice specific heat of CdIn_2S_4 and scaled it to the two magnetic compounds under investigation. The phonon contribution of CdIn_2S_4 can well be parameterized (solid line in Fig. 3) using a Debye term and three Einstein contributions, with a Debye temperature of 154 K and Einstein temperatures of 90 K, 244 K, and 350 K. This assumption is corroborated by the fact that in CdIn_2S_4 the lowest infrared(IR)-active mode is at 69 cm^{-1} (99 K), while the highest IR mode was detected at 304 cm^{-1} (438 K) [26]. In this simulation we fixed the number of internal degrees of freedom to 21, according to seven atoms in the unit cell. We also assumed a reasonable weight distribution

between these modes. Keeping this weight distribution fixed, we tried to describe the phonon contribution of MnSc_2S_4 and FeSc_2S_4 which should be practically identical due to the similar masses of Mn and Fe. The dashed line in Fig. 3 was calculated using a Debye temperature of 190 K and Einstein temperatures of 190 K, 420 K, and 550 K. This seems to be reasonable taking into consideration the much lower masses of Fe/Mn and Sc as compared to Cd and In, respectively.

Using this phonon contribution we estimated the purely magnetic contributions C_m of the heat capacity. The results are shown in Fig. 4a as C_m/T vs T up to 60 K in a semilogarithmic representation. We see that above 30 K the magnetic contribution vanishes for MnSc_2S_4 , while even at 60 K there are some finite contributions in C_m/T for FeSc_2S_4 . Due to the experimental and model dependent uncertainties we confine the discussion to temperatures $T < 60$ K, where our results are significant.

From C_m/T we calculated the magnetic entropy S_m which is plotted in figure 4b. We found that for MnSc_2S_4 only 30% of the expected entropy for a spin $S = 5/2$ system are recovered at T_N . The full entropy is reached at $T \approx -\Theta_{\text{CW}}$. For FeSc_2S_4 the entropy slowly increases with increasing temperature reaching $S_m = R \ln(5)$ corresponding to a $S = 2$ system at $T \approx 30$ K. It further increases significantly towards $S_m = R \ln(5) + R \ln(2)$ where the latter term characterizes the entropy of the orbital doublet of the JT-active e levels. From the entropy S_m in Fig. 4b we attribute MnSc_2S_4 to a SL for temperatures $2 < T < 23$ K, whereas in the case of FeSc_2S_4 an additional contribution to S_m comes from the frustrated orbital state. Therefore, FeSc_2S_4 can be considered as a SOL for $T < 45$ K.

In conclusion, we investigated the thiospinel systems MnSc_2S_4 and FeSc_2S_4 and found strong frustration effects. MnSc_2S_4 is a spin-only system with $S = 5/2$, characterized by a spin-frustration parameter $f \approx 10$ showing AFM order at low temperatures and bearing the characteristics of a spin liquid between $T_N \approx 2$ K and $-\Theta_{\text{CW}} \approx 23$ K. FeSc_2S_4 ($S = 2$, JT-active) reveals frustration both in the spin and in the orbital sector. The spin-frustration parameter $f > 900$ is one of the largest ever observed. The orbital frustration is evidenced by the entropy which significantly exceeds the spin value of $R \ln(5)$. FeSc_2S_4 has to be characterized as spin-orbital liquid below 45 K. In this case, any kind of spin order, including canonical spin-glass behavior can be excluded on the basis of the temperature dependence of the FC and ZFC susceptibilities and heat capacity.

The question remains why these two similar systems behave so differently: This problem can only be tackled taking into account the orbital degrees of freedom coupled to the spins. MnSc_2S_4 is a spin-only system with no orbital degrees of freedom, supported by preliminary ESR experiments yielding no indication of any anisotropy in the resonance absorption. At some finite temperature

some residual exchange interactions (e.g. NNN interactions or magnetic dipolar interactions) establish long-range magnetic order. FeSc_2S_4 exhibits orbital degeneracy and our results demonstrate indeed [11] that orbital degeneracy does drastically increase quantum fluctuations and thereby suppresses long-range magnetic order.

This work was supported by the BMBF via VDI/EKM, FKZ 13N6917-A and by the Deutsche Forschungsgemeinschaft through the Sonderforschungsbereich 484 (Augsburg).

* Present address: Los Alamos National Laboratory, Los Alamos, New Mexico 87545.

- [1] K. Binder and A. P. Young, *Rev. Mod. Phys.* **58**, 801 (1986).
- [2] A. P. Ramirez, in *Handbook of Magnetic Materials*, edited by K. H. J. Buschow (Elsevier, Amsterdam, 2001), Vol. 13, p. 423.
- [3] B. Canals and C. Lacroix, *Phys. Rev. Lett.* **80**, 2933 (1998).
- [4] A. P. Ramirez *et al.*, *Nature* **399**, 333 (1999).
- [5] S. P. Bramwell and M. J. P. Gringas, *Science* **249**, 1495 (2001).
- [6] A. J. Garcia-Adeva and D. L. Huber, *Phys. Rev. Lett.* **85**, 4598 (2000).
- [7] S. Lee *et al.*, *Nature* **418**, 856 (2002).
- [8] E. Berg *et al.*, *Phys. Rev. Lett.* **90**, 147204 (2003).
- [9] H. A. Jahn and E. Teller, *Proc. R. Soc. London* **A161**, 220 (1937).
- [10] K. I. Kugel and D. I. Khomskii, *Sov. Phys. Usp.* **25**, 2312 (1982).
- [11] L. F. Feiner, A. M. Oles, and J. Zaanen, *Phys. Rev. Lett.* **78**, 2799 (1997).
- [12] S. Ishihara, M. Yamanaka, and N. Nagaosa, *Phys. Rev. B* **56**, 686 (1997).
- [13] D. I. Khomskii and M. V. Mostovoy, *J. Phys. A: Math. Gen.* **36**, 9197 (2003).
- [14] B. Keimer *et al.*, *Phys. Rev. Lett.* **85**, 3946 (2000).
- [15] G. Khaliullin and S. Maekawa, *Phys. Rev. Lett.* **85**, 3950 (2000).
- [16] Y. Kitaoka *et al.*, *J. Phys. Soc. Jpn.* **67**, 3703 (1998).
- [17] M. Cwik *et al.*, *Phys. Rev. B* **68**, 060401 (2003).
- [18] V. Fritsch *et al.*, *Phys. Rev. B* **65**, 212405 (2002); J. Hemberger *et al.*, *Phys. Rev. Lett.* **91**, 066403 (2003).
- [19] M. V. Mostovoy and D. I. Khomskii, *Phys. Rev. Lett.* **89**, 227203 (2002).
- [20] W.L. Roth, *J. Phys. (Paris)* **25**, 507 (1964).
- [21] P.J. Wojtowicz, L. Dary, and M. Rayl, *J. Appl. Phys.* **40**, 1023 (1969).
- [22] A. Tomas *et al.*, *Mater. Res. Bull.* **14**, 249 (1979); **16**, 1213 (1981).
- [23] S. Reil, H.-J. Stork, and H. Haeuseler, *J. Alloys Comp.* **334**, 92 (2002).
- [24] L. Pawlak and M. Duczmal, *Int. J. Mod. Phys.* **7**, 1020 (1993).
- [25] L. Brossard, H. Oudet, and P. Gibart, *J. Phys. (Paris)* **37**, C6-23 (1976)
- [26] H. D. Lutz *et al.*, *J. Sol. State Chem.* **48**, 196 (1983).