

University of Wollongong

Research Online

Australian Institute for Innovative Materials -
Papers

Australian Institute for Innovative Materials

1-1-2006

Spin singlet pairing in the superconducting state of $\text{NaxCoO}_2 \cdot 1.3\text{H}_2\text{O}$: evidence from a ^{59}Co Knight shift in a single crystal

Guo-qing Zheng
Okayama University

Kazuaki Matano
Okayama University

Dapeng Chen
Max-Planck-Institute For Solid State Research, dapeng@uow.edu.au

C T. Lin
Max-Planck-Institute For Solid State Research

Follow this and additional works at: <https://ro.uow.edu.au/aiimpapers>

 Part of the [Engineering Commons](#), and the [Physical Sciences and Mathematics Commons](#)

Recommended Citation

Zheng, Guo-qing; Matano, Kazuaki; Chen, Dapeng; and Lin, C T., "Spin singlet pairing in the superconducting state of $\text{NaxCoO}_2 \cdot 1.3\text{H}_2\text{O}$: evidence from a ^{59}Co Knight shift in a single crystal" (2006). *Australian Institute for Innovative Materials - Papers*. 324.
<https://ro.uow.edu.au/aiimpapers/324>

Research Online is the open access institutional repository for the University of Wollongong. For further information contact the UOW Library: research-pubs@uow.edu.au

Spin singlet pairing in the superconducting state of $\text{Na}_x\text{CoO}_2 \cdot 1.3\text{H}_2\text{O}$: evidence from a ^{59}Co Knight shift in a single crystal

Abstract

We report a ^{59}Co Knight-shift measurement in a single crystal of the cobalt oxide superconductor $\text{Na}_x\text{CoO}_2 \cdot 1.3\text{H}_2\text{O}$ ($T_c=4.25$ K). We find that the shift due to the spin susceptibility, K_s , is substantially large and anisotropic, with the spin shift along the a-axis K_{as} being two times that along the c-axis K_{cs} . The shift decreases with decreasing temperature (T) down to $T \approx 100$ K, then becomes a constant until superconductivity sets in. Both K_{as} and K_{cs} decrease below T_c . Our results indicate unambiguously that the electron pairing in the superconducting state is in the spin singlet form.

Keywords

spin, evidence, pairing, Na_xCoO_2 , shift, 1, singlet, knight, single, ^{59}Co , crystal, superconducting, state, $3\text{H}_2\text{O}$

Disciplines

Engineering | Physical Sciences and Mathematics

Publication Details

Zheng, G., Matano, K., Chen, D. P. & Lin, C. T. (2006). Spin singlet pairing in the superconducting state of $\text{Na}_x\text{CoO}_2 \cdot 1.3\text{H}_2\text{O}$: evidence from a ^{59}Co Knight shift in a single crystal. *Physical Review B (Condensed Matter and Materials Physics)*, 73 (18), 180503-1-180503-4.

Spin singlet pairing in the superconducting state of $\text{Na}_x\text{CoO}_2 \cdot 1.3\text{H}_2\text{O}$: Evidence from a ^{59}Co Knight shift in a single crystal

Guo-qing Zheng,¹ Kazuaki Matano,¹ D. P. Chen,² and C. T. Lin²

¹Department of Physics, Okayama University, Okayama 700-8530, Japan

²Max Planck Institute, Heisenbergstrasse 1, D-70569 Stuttgart, Germany

(Received 27 March 2006; published 8 May 2006)

We report a ^{59}Co Knight-shift measurement in a single crystal of the cobalt oxide superconductor $\text{Na}_x\text{CoO}_2 \cdot 1.3\text{H}_2\text{O}$ ($T_c=4.25$ K). We find that the shift due to the spin susceptibility, K^s , is substantially large and anisotropic, with the spin shift along the a -axis K_a^s being two times that along the c -axis K_c^s . The shift decreases with decreasing temperature (T) down to $T \approx 100$ K, then becomes a constant until superconductivity sets in. Both K_a^s and K_c^s decrease below T_c . Our results indicate unambiguously that the electron pairing in the superconducting state is in the spin singlet form.

DOI: 10.1103/PhysRevB.73.180503

PACS number(s): 74.25.Jb, 74.70.-b, 76.60.-k

The recently discovered superconductivity in cobalt oxide $\text{Na}_x\text{CoO}_2 \cdot 1.3\text{H}_2\text{O}$ has attracted considerable attention.¹ The new material consists of two-dimensional CoO_2 layers that bear a similarity to high-temperature (high- T_c) copper oxide superconductors. A simple but widespread view of the electronic state is that increasing the sodium content x adds x electrons to the spin 1/2 network in the CoO_2 layer,^{2,3} which is similar to the case of doping the spin 1/2 network in the CuO_2 layer of the high- T_c cuprates. However, there is a large difference between these two classes of transitional-metal oxides. Namely, Co forms a triangular lattice in the cobaltate, instead of a square lattice in the cuprates. Because of this crystal structure, exotic superconducting states are expected in the cobaltate. So far, chiral d -, p -, f -, and i -wave states,²⁻⁹ as well as the odd-frequency s -wave state¹⁰ have been proposed theoretically. The d - and i -wave states are spin singlet states, while the remainder are spin triplet states.

Indeed, the nuclear spin-lattice relaxation rate ($1/T_1$) measurements by the authors indicate that the superconducting state is unconventional; $1/T_1$ is proportional to T^3 below the transition temperature T_c , suggesting line nodes in the gap function.^{11,12} However, the symmetry of the spin pairing has been unclear. Previous measurements of the angle-averaged Knight shift in powder samples have resulted in controversial conclusions.^{13,14} Kato *et al.* reported no change of the shift below T_c ,¹³ while Kobayashi *et al.* found a decrease of the shift in a powder sample.¹⁴ The former suggested triplet pairing, while the latter concluded to s -wave pairing. The difficulty in growing the samples, which often accompany a secondary phase that gives rise to a spurious NMR peak overlapping the main peak in question, complicates the data analysis in powder samples. Therefore, measurements of the spin susceptibility via the Knight shift in single crystals are required.

In particular, the Knight shift in the c -axis direction is essential to distinguish various pairing states proposed theoretically.²⁻¹⁰ This is because even for triplet pairing, the spin susceptibility in the a -axis direction can be reduced below T_c but that along the c -axis direction should remain unchanged across T_c .¹⁵ Kobayashi *et al.* have attempted to align small single crystal platelets,¹⁶ but their samples contain

multiple phases with an almost equal amount of nonsuperconducting composition, which contaminated the NMR signal observed. So far, no work has been reported to determine the absolute value of the c -axis shift due to the spin susceptibility, which is important in discussing the superconducting state properties.

In this paper, we report the first complete data set of the ^{59}Co Knight shift in a high quality *single crystal* with $T_c=4.25$ K. We find that the spin contribution to the Knight shift is significantly large and anisotropic. The spin Knight shift along both the a - and the c -axis decreases below T_c . Our results indicate unambiguously that the spins that form the Cooper pairs in the superconducting state are antiparallel.

The single crystal of $\text{Na}_{0.42}\text{CoO}_2 \cdot 1.3\text{H}_2\text{O}$ used in this study was grown by the traveling solvent floating zone (TSFZ) method, as described in a previous publication.¹⁷ AC susceptibility measurement using the *in situ* NMR coil indicates that the T_c at the zero magnetic field is 4.25 K (data not shown). NMR experiments were performed using a home-built phase-coherent spectrometer. The NMR spectra were taken by changing the external magnetic field (H) at a fixed rf and recording the echo intensity step by step.

Figure 1 shows a typical example of the NMR spectra for $H||c$ axis and $H||a$ axis. As can be seen in Fig. 1(a), a sharp central transition line accompanied by six satellites due to the nuclear quadrupole interaction are observed. There is essentially no signal intensity between the sharp peaks, which indicates good quality of the single crystal.

Figure 2 shows the temperature dependence of the Knight-shift K_a with the field applied along the a axis, and K_c with the field applied along the c axis. K_c was determined from the central peak as well as from the midpoint between the two first satellites; results obtained by the two procedures agree well.¹⁸ K_a was determined from the central transition, by taking into account the shift due to the quadrupolar interaction effect.¹⁹ Upon decreasing the temperature from 260 K, both K_a and K_c decrease, but tend to be saturated below $T=100$ K before superconductivity sets in. The decrease of the Knight shift with decreasing temperature is consistent with the bulk susceptibility results reported by

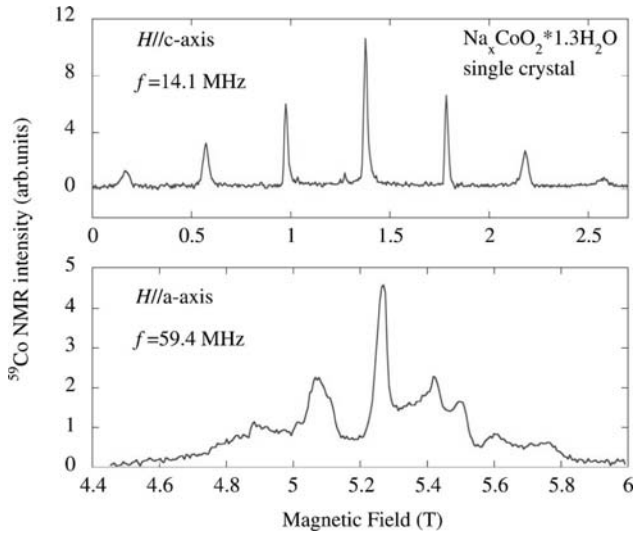


FIG. 1. (Color online) ^{59}Co NMR spectra in $\text{Na}_{0.42}\text{CoO}_2 \cdot 1.3\text{H}_2\text{O}$ at $T=4.2$ K with $H\parallel c$ axis at 14.1 MHz (upper panel) and with $H\parallel a$ axis at 59.4 MHz (lower panel).

Foo *et al.*²⁰ and for the sample used in the present study,²¹ although a previous measurement has failed to detect the temperature dependence.²² Below, we show that the spin shift is quite large and can be used to distinguish the pairing symmetry in the superconducting state.

The Knight shift is composed of the spin part K^s due to the spin susceptibility (χ^s) and the orbital part K^{orb} due to the orbital susceptibility (χ^{orb}), which is T independent.

$$K = K^{\text{orb}} + K^s \quad (1)$$

$$K^s = A^{hf} \chi^s \quad (2)$$

where A^{hf} is the hyperfine coupling constant between the nuclear and the electron spins. Figure 3 shows the plot of K_c vs K_a . The straight line is a fit to the data, which gives $K_c = 0.5K_a + \text{const}$ which means that $K_a^s = 2K_c^s$. The temperature dependence of the Knight shift is similar to the case of the electron-doped cuprate superconductor $(\text{Pr}_{0.91}\text{La}_{0.09})_2\text{CeCuO}_4$, in which K_a also decreases with

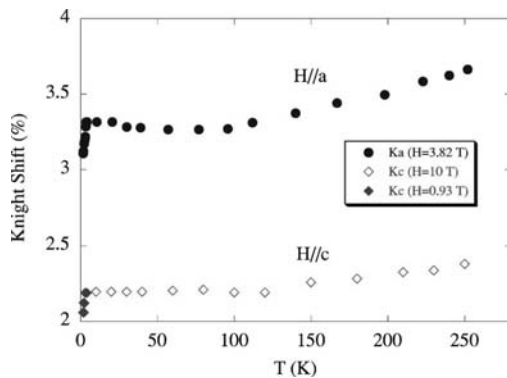


FIG. 2. (Color online) Temperature dependence of the Knight-shift K_a with the field applied along the a axis, and K_c with the field applied along the c axis.

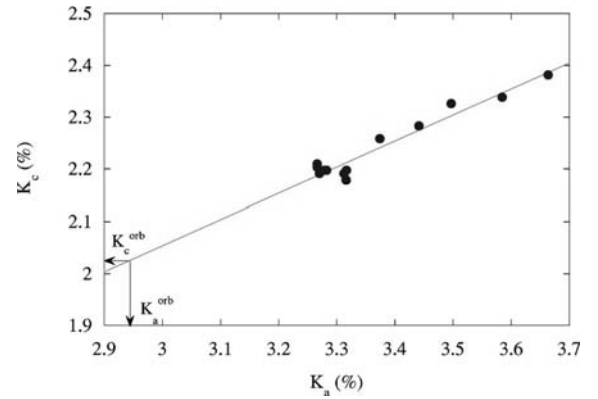


FIG. 3. (Color online) The plot of K_c vs K_a . The straight line is the best fit to the data, which gives $K_a^s = 2K_c^s$. The arrows indicate the estimated orbital contributions to the shifts (see text).

decreasing temperature and becomes a constant below $T = 60$ K.²³

Let us focus on the temperature dependence of the Knight shift below T_c . First, both K_a and K_c decrease below $T_c(H)$, as can be seen in Fig. 4, which shows the enlarged part of the shift below $T=5$ K for $H(3.82 \text{ T})\parallel a$ axis and $H(0.93 \text{ T})\parallel c$ axis. $T_c(H\parallel a)$ and $T_c(H\parallel c)$ at which the shift decreases is 3.5 and 3.1 K, respectively, which is in good agreement with the report by Chou *et al.*²⁴ Figure 5 compares two of the spectra above and below T_c , respectively, for both field configurations. The reduction of K_a and K_c at $T=1.6$ K amounts to 0.2% and 0.13%, respectively. The smaller reduction of K_c is mostly due to the smaller spin part K_c^s . For $H\parallel c$ axis, we have also carried out measurements at 14.1 MHz ($H \sim 1.38$ T), and found a detectable shift change between

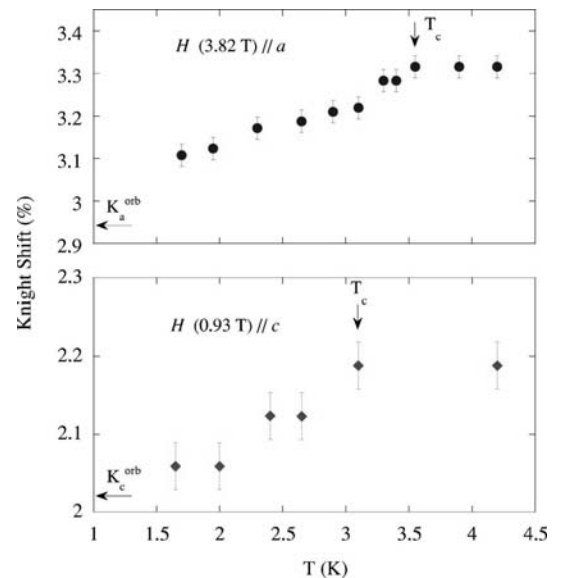


FIG. 4. (Color online) The enlarged part of the ^{59}Co Knight shift at low temperatures. The vertical arrows indicate $T_c(H)$ at the respective external fields. The horizontal arrows indicated $K_{a,c}^{\text{orb}}$ the shift due to orbital susceptibility (see text for the estimation).

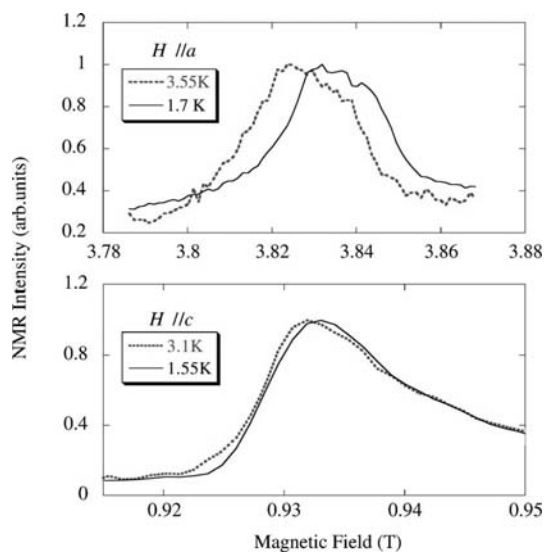


FIG. 5. (Color online) Comparison of the spectra above T_c (broken curves) and below T_c (solid curves) at different field configurations.

$T_c(H)$ and $T=1.6$ K. Namely, $\Delta K_c = K(2.8 \text{ K}) - K(1.6 \text{ K}) = 0.05\%$. We have further measured the shift at 7.1 MHz ($H \sim 0.69$ T) in another sample with $T_c = 3.6$ K, and found $\Delta K_c = K(3.0 \text{ K}) - K(1.6 \text{ K}) = 0.15\%$. In all cases, we have confirmed that the ^{23}Na NMR spectrum has a full width at half maximum (FWHM) of 20 kHz, and does not move appreciably across T_c within the experimental accuracy. Assuming that one can detect a change of one tenth the FWHM in the ^{23}Na spectrum, we estimate that the contribution to the Knight shift due to the diamagnetism effect (K^{dia}) in the vortex state is no larger than 0.02%.²⁵ Therefore, the reduction of K_a and K_c below $T_c(H)$ is due predominantly to the reduction of the spin susceptibility. This result indicates that the spin pairing in the superconducting state is in the *singlet* state.

Among the existing theoretical models, the p ,⁴ f -wave⁵⁻⁸ states, and the odd-frequency s -wave state¹⁰ are spin triplet states, while the chiral d -wave state^{2,3} is a spin singlet but fully gapped state. They are not in agreement with our finding, but probably the i -wave state⁹ is an exception. However, a pure d -wave state with line nodes in the gap function appears to be consistent with both the Knight-shift data and the T^3 dependence of $1/T_1$.¹² Generally speaking, a state with lower angular momentum (i.e., d wave) is energetically more favorable compared to its higher angular momentum counterparts (i.e., i wave). In addition, there are two conditions pertinent to the present case that favor a pure d -wave state. First, although a fully gapped $d_1 + id_2$ state is predicted for an exact triangular lattice,^{2,3} anisotropy (10%–20%) of the lattice will stabilize a pure d -wave state.²⁶ Second, it has been

found that the spin order in $\text{Na}_{0.5}\text{CoO}_2$ is antiferromagnetic, with alternative rows of Co^{4+} ($s=1/2$) and Co^{3+} ($s=0$) in the CoO_2 plane.²⁷ In other words, the triangles with regard to the spin configuration are effectively squared. In fact, both the Knight shift found in this study and the temperature dependence of $1/T_1 T$ in the normal state in $\text{Na}_x\text{CoO}_2 \cdot 1.3\text{H}_2\text{O}$ ($x=0.25-0.35$) (Ref. 12) point to the presence of antiferromagnetic correlations, which would favor d -wave pairing.

Next, we attempt to separate the K^s and K^{orb} from the observed shift data, and argue that the data below T_c can be consistently accounted for by an anisotropic superconducting state with nodes in the gap function and with spin singlet pairing. In s -wave superconductors with an isotropic gap, the spin susceptibility outside the vortex cores vanishes completely at a temperature far below T_c . In anisotropic superconductors with nodes in the gap function, however, the spin susceptibility outside the vortex cores can remain a finite value, since the quasiparticle state can be extended from the vortex core along the nodal directions.²⁸ Volovik pointed out that the density of such a delocalized quasiparticle state, N_V , is proportional to $\sqrt{H/H_{c2}}$ where H_{c2} is the upper critical field.²⁸ Indeed, in an overdoped cuprate superconductor, it has been found that $N_V/N_0 \sim 0.7\sqrt{H/H_{c2}}$ (Ref. 29), where N_0 is the density of states (DOS) in the normal state. Note that the coefficient 0.7 is less than 1, because NMR only probes the DOS outside the vortex cores. If we use the data of $H_{c2}^s(0)=8$ T and $H_{c2}^c(0)=4$ T by Chou *et al.*²⁴ and the same N_V as in the cuprate, we obtain $K_a^{\text{orb}}=2.94\%$ from the relation $0.7\sqrt{H/H_{c2}}[K_a(4.2 \text{ K}) - K_a^{\text{orb}}] = K_a(1.6 \text{ K}) - K_a^{\text{orb}}$. Once K_a^{orb} is known, one readily obtains $K_c^{\text{orb}}=2.02\%$ from the K_c vs K_a plot in Fig. 3. Such an estimate consistently explains the K_c result; the H -induced shift at the lowest temperature due to $N_V(H\parallel c)$ is calculated to be 0.05%, which is in fair agreement with the experimental result of $0.04 \pm 0.03\%$. Note that $K_a^s \geq 0.72\%$, which is about two times the spin shift in cuprate superconductors.^{23,30} Finally, we comment that the estimated $K_{a,c}^{\text{orb}}$ agrees fairly well with that independently estimated from the Knight shift vs DC susceptibility plot.³¹

In conclusion, the ^{59}Co NMR measurements in a single crystal of $\text{Na}_x\text{CoO}_2 \cdot 1.3\text{H}_2\text{O}$ ($T_c=4.25$ K) allowed us, for the first time, to obtain a complete data set of the Knight shift. We found that the shift due to the spin susceptibility is substantially large (0.72% along the a axis) and anisotropic with $K_a^s=2K_c^s$. Both K_a^s and K_c^s decrease below T_c , indicating that the spin pairing of the Cooper pairs is in the singlet state. Our work that settled the electron pairing symmetry in the superconducting state should help pave the first step toward understanding the mechanism of the superconductivity in this new class of materials.

We thank M. Nishiyama for assistance with some of the measurements. This work was partially supported by MEXT grants for scientific research.

- ¹K. Takada, H. Sakurai, E. Takayama-Muromachi, F. Izumi, R. A. Dilanian, and T. Sasaki, *Nature (London)* **422**, 53 (2003).
- ²G. Baskaran, *Phys. Rev. Lett.* **91**, 097003 (2003).
- ³Q. H. Wang, D. H. Lee, and P. A. Lee, *Phys. Rev. B* **69**, 092504 (2004).
- ⁴A. Tanaka and X. Hu, *Phys. Rev. Lett.* **91**, 257006 (2003).
- ⁵Y. Tanaka, Y. Yanase, and M. Ogata, *J. Phys. Soc. Jpn.* **73**, 319 (2004).
- ⁶O. I. Motrunich and P. A. Lee, *Phys. Rev. B* **70**, 024514 (2004).
- ⁷H. Ikeda, Y. Nishikawa, and K. Yamada, *J. Phys. Soc. Jpn.* **73**, 17 (2004).
- ⁸K. Kuroki, Y. Tanaka, and R. Arita, *Phys. Rev. Lett.* **93**, 077001 (2004).
- ⁹K. Kuroki, Y. Tanaka, and R. Arita, *Phys. Rev. B* **71**, 024506 (2005).
- ¹⁰M. D. Johannes, I. I. Mazin, D. J. Singh, and D. A. Papaconstantopoulos, *Phys. Rev. Lett.* **93**, 097005 (2004).
- ¹¹T. Fujimoto, G.-q. Zheng, Y. Kitaoka, R. L. Meng, J. Cmaidalka, and C. W. Chu, *Phys. Rev. Lett.* **92**, 047004 (2004).
- ¹²G. -q. Zheng, K. Matano, R. L. Meng, J. Cmaidalka, and C. W. Chu, *J. Phys.: Condens. Matter* **18**, L63 (2006).
- ¹³M. Kato, C. Michioka, T. Waki, Y. Itoh, K. Yoshimura, K. Ishida, H. Sakurai, E. Taka Yamamuromachi, K. Takada, and T. Sasaki, *J. Phys.: Condens. Matter* **18**, 669 (2006).
- ¹⁴Y. Kobayashi, M. Yokoi, and M. Sato, *J. Phys. Soc. Jpn.* **72**, 2453 (2003).
- ¹⁵Y. Yanase, M. Mochizuki, and M. Ogata, *J. Phys. Soc. Jpn.* **74**, 2568 (2005).
- ¹⁶Y. Kobayashi, H. Watanabe, M. Yokoi, T. Moyoshi, Y. Mori, and M. Sato, *J. Phys. Soc. Jpn.* **74**, 1800 (2005).
- ¹⁷D. P. Chen, H. C. Chen, A. Maljuk, A. Kulakov, H. Zhang, P. Lemmens, and C. T. Lin, *Phys. Rev. B* **70**, 024506 (2004).
- ¹⁸The nuclear quadrupole resonance frequency, ν_Q , is temperature independent below $T=90$ K.
- ¹⁹A. Abragam, *Principles of Nuclear Magnetism* (Oxford University Press, Oxford, 1961).
- ²⁰M. L. Foo, Y. Wang, S. Watauchi, H. W. Zandbergen, T. He, R. J. Cava, and N. P. Ong, *Phys. Rev. Lett.* **92**, 247001 (2004).
- ²¹D. P. Chen and C. T. Lin (unpublished).
- ²²F. L. Ning, T. Imai, B. W. Statt, and F. C. Chou, *Phys. Rev. Lett.* **93**, 237201 (2004).
- ²³G.-q. Zheng, T. Sato, Y. Kitaoka, M. Fujita, and K. Yamada, *Phys. Rev. Lett.* **90**, 197005 (2003).
- ²⁴F. C. Chou, J. H. Cho, P. A. Lee, E. T. Abel, K. Matan, and Y. S. Lee, *Phys. Rev. Lett.* **92**, 157004 (2004).
- ²⁵From the central peak that consists almost equally of the contribution from superconducting and nonsuperconducting compositions, Kobayashi *et al.* have reported a shift change of $0.04\pm 0.01\%$ between $T=3$ K and 1.5 K (Ref. 16), which is less than one quarter ($1/4$) the value we found. Note that such shift change of $0.04\pm 0.01\%$ is comparable to the estimated K^{dia} . In fact, very recently Ihara *et al.* [*J. Phys. Soc. Jpn.* **75**, 013708 (2006)] claimed that K_c^s does not decrease beyond such K^{dia} .
- ²⁶T. Watanabe, H. Yokoyama, Y. Tanaka, J. Inoue, and M. Ogata, cond-mat/0411711 (unpublished).
- ²⁷G. Gasparovic, R. A. Ott, J. -H. Cho, F. C. Chou, Y. Chu, J. W. Lynn, and Y. S. Lee, cond-mat/0508158 (unpublished).
- ²⁸G. E. Volovik, *JETP Lett.* **58**, 469 (1993).
- ²⁹G.-q. Zheng, H. Ozaki, Y. Kitaoka, P. Kuhns, A. P. Reyes, and W. G. Moulton, *Phys. Rev. Lett.* **88**, 077003 (2002).
- ³⁰S. E. Barrett, D. J. Durand, C. H. Pennington, C. P. Slichter, T. A. Friedmann, J. P. Rice, and D. M. Ginsberg, *Phys. Rev. B* **41**, 6283 (1990).
- ³¹K. Matano and G.-q. Zheng (unpublished).