

STABILITY AND STABILIZABILITY OF DYNAMICAL SYSTEMS WITH MULTIPLE TIME-VARYING DELAYS: DELAY-DEPENDENT CRITERIA

D. MEHDI AND E. K. BOUKAS

Received 13 June 2002 and in revised form 13 January 2003

This paper deals with the class of uncertain systems with multiple time delays. The stability and stabilizability of this class of systems are considered. Their robustness are also studied when the norm-bounded uncertainties are considered. Linear matrix inequalities (LMIs) delay-dependent sufficient conditions for both stability and stabilizability and their robustness are established to check if a system of this class is stable and/or is stabilizable. Some numerical examples are provided to show the usefulness of the proposed results.

1. Introduction

It was shown in different studies that the presence of the time delay in the systems dynamics is the primary cause of instability and performance degradation. The class of dynamical systems with time delay has in fact attracted a lot of researchers, mainly from the control community. Many results on this class of systems have been reported in the literature. We refer the reader to [1, 7] and the references therein for more information.

In the present literature, there exist two techniques that can be used to study the stability and the stabilizability. The first one is based on the Lyapunov-Razumikhin technique and it consists of considering a Lyapunov function of the form $V(x_t) = x_t^T P x_t$, with P a symmetric and positive-definite matrix with appropriate dimension and x_t the state vector of the system, to develop the conditions that can be used to check if the system under study is stable and/or stabilizable. This technique gives a condition that depends on the maximum value of the delay. The reader can consult [2, 3, 4, 5, 7, 8, 10, 11, 12, 13, 14, 15] and the references therein for more information.

The second technique is based on the Lyapunov-Krasovskii approach and it consists of considering a more complicated Lyapunov functional to determine the appropriate delay-dependent condition that in general depends on the upper bound of the first derivative of the delay when it is time-varying. This technique has been extensively used and the large number of references using it confirms this. See, for example, [1, 7] and the references therein for more information.

But from the practical point of view, we are interested in conditions that depend on both, that is, the upper bound of the delay and the lower and the upper bounds of the first derivative of the time-varying delay. Since in practice the delay is in fact always time-varying, that can be usually represented by a function $h(t)$ and bounded by a constant \bar{h} , it is therefore desirable to have conditions that depend on the upper bound of the time-varying delay and on the lower and the upper bounds of the first derivative of the time-varying delay.

The goal of this paper consists of considering the class of uncertain linear systems with multiple time-varying delays and developing sufficient conditions for stability and stabilizability and their robustness that depend on the upper bounds of the delays and on the lower and upper bounds of the first derivative of the time-varying delays. The Lyapunov-Krasovskii approach is used in this paper.

Further, the proposed state feedback controller is obtained from some LMI conditions. The LMI problem we deal with introduces some slack variables in addition to the design of a state feedback controller. These slack variables, especially in the uncertain case, give more flexibility resulting in larger bounds.

The paper is organized as follows. In [Section 2](#), the problem is stated and the required assumptions are formulated. [Section 3](#) deals with the stability and the robust stability. [Section 4](#) covers the stabilizability and the robust stabilizability of the class of systems under study. [Section 5](#) presents some numerical examples to show the usefulness of the proposed results.

Notation 1.1. In the rest of this paper, the notation is standard unless it is specified otherwise. The notation $L > 0$ ($L < 0$) means that the matrix L is symmetric and positive-definite (symmetric and negative-definite) matrix and $\text{Sym}(M) = M + M^\top$.

2. Problem statement

We consider the following class of systems with multiple time-varying delays:

$$\dot{x}_t = A(t)x_t + \sum_{j=1}^p A_{dj}(t)x_{t-h_j(t)} + B(t)u_t, \quad (2.1)$$

where x_t is the state vector, u_t is the control input, $h_j(t)$, $j = 1, 2, \dots, p$, is the time-varying delay of the system and the matrices $A(t)$, $A_{dj}(t)$, and $B(t)$ are given by

$$\begin{aligned} A(t) &= A + DF(t)E, \\ A_{dj}(t) &= A_{dj} + D_j F_j(t) E_j, \quad \forall j = 1, 2, \dots, p, \\ B(t) &= B + D_b F_b(t) E_b, \end{aligned} \quad (2.2)$$

with A , A_{dj} , $j = 1, 2, \dots, p$, B , D , E , D_j , E_j , $j = 1, 2, \dots, p$, D_b , and E_b given matrices with appropriate dimensions and $F(t)$, $F_j(t)$, $j = 1, 2, \dots, p$, and $F_b(t)$ representing the system uncertainties satisfying the following assumption.

Assumption 2.1. We assume that the following hold:

$$F^\top(t)RF(t) \leq R, \quad F_d^\top(t)R_dF_d(t) \leq R_d, \quad F_b^\top(t)R_bF_b(t) \leq R_b, \quad (2.3)$$

where $R_d(t)$ and $F_d(t)$ are diagonal matrices given by

$$F_d(t) = \begin{bmatrix} F_1(t) & & \\ & \ddots & \\ & & F_p(t) \end{bmatrix}, \quad R_d(t) = \begin{bmatrix} R_1 & & \\ & \ddots & \\ & & R_p \end{bmatrix}, \quad (2.4)$$

with $R, R_1, \dots, R_p,$ and R_b given matrices with appropriate dimensions.

Remark 2.2. The uncertainties that satisfy (2.3) will be referred to as admissible uncertainties. Notice that the uncertainties $F(t), F_j(t), j = 1, 2, \dots, p,$ and $F_b(t)$ can be chosen dependent on the system state and the developed results will remain valid. However, in the present paper, we will consider only the case of time-varying uncertainties.

Assumption 2.3. For each $j = 1, 2, \dots, p,$ the time-varying delay $h_j(t)$ is assumed to satisfy

$$0 \leq h_j(t) \leq \bar{h}_j < \infty, \quad l_j \leq \dot{h}_j(t) \leq \bar{l}_j < 1, \quad (2.5)$$

where $\bar{h}_j, l_j,$ and \bar{l}_j are given positive constants.

We define $\bar{\tau}$ as $\bar{\tau} = \max(\bar{h}_1, \dots, \bar{h}_p)$ and \mathbf{x}_t as $\mathbf{x}_t(s) = \mathbf{x}_{t+s}, t - \bar{\tau} \leq s \leq t.$ In the rest of the paper, we will use \mathbf{x}_t instead of $\mathbf{x}_t(s).$

In our investigation of a robust controller, we need to bound some uncertain terms to derive sufficient conditions for robust stability or stabilizability, and [Lemma 2.4](#) below will be very useful for this purpose.

LEMMA 2.4 [6]. *Let $Z, E, F, R,$ and Δ be matrices of appropriate dimensions. Assume that Z is symmetric, R is symmetric and positive definite, and $\Delta^\top R \Delta \leq R.$ Then*

$$Z + E\Delta F + F^\top \Delta^\top E^\top < 0 \quad (2.6)$$

if and only if there exists a scalar $\lambda > 0$ satisfying

$$Z + E(\lambda R)E^\top + F^\top(\lambda R)^{-1}F < 0. \quad (2.7)$$

In the next section, we deal with the stability problem and its robustness and establish LMI conditions that we can use to check if a system of the class we are studying is stable.

3. Stability and robust stability

The goal of this section consists of establishing what will be the sufficient conditions that can be used to check if the class of systems under study is stable. We are also interested in the robust stability of this class of systems. These two problems will be discussed in the following subsections.

3.1. Stability. We now suppose that the control is equal to zero, that is, $u_t = 0$, for all $t \geq 0$, and that the system does not contain uncertainties, a matter which gives the following dynamics:

$$\dot{x}_t = Ax_t + \sum_{j=1}^p A_{dj}x_{t-h_j(t)}. \quad (3.1)$$

The goal of this subsection consists of developing a condition that can be used to check if the class of systems under study is stable. The condition we are looking for should depend on the upper bound of the delay and on the lower and upper bounds of the first derivative of the time-varying delays given in [Assumption 2.3](#). The following theorem states such result.

THEOREM 3.1. *Assume that [Assumption 2.3](#) is satisfied. If there exist F_j , $j = 1, 2, 3, 4$, $P > 0$, $Q_j > 0$, $W_j > 0$, X_j , Y_j , and Z_j , for $j = 1, 2, \dots, p$, such that the following hold:*

$$\mathcal{L}_j = \begin{bmatrix} Z_j & Y_j \\ Y_j^\top & X_j \end{bmatrix} > 0, \quad (3.2)$$

$$(\bar{l}_j - l_j)X_j + (\bar{l}_j - 1)W_j < 0, \quad (3.3)$$

$$\begin{bmatrix} \Psi_1 & -\Psi_3 & 0 & P \\ -\Psi_3^\top & -\Psi_2 & 0 & 0 \\ 0 & 0 & -\mathcal{W} & \mathcal{W}\mathbb{I}^\top \\ P & 0 & \mathbb{I}\mathcal{W} & 0 \end{bmatrix} + \text{Sym} \left\{ \begin{bmatrix} F_1 \\ F_2 \\ F_3 \\ F_4 \end{bmatrix} \begin{bmatrix} A & A_d & 0 & -I \end{bmatrix} \right\} < 0, \quad (3.4)$$

where

$$\begin{aligned} \mathbb{I} &= \begin{bmatrix} I & \cdots & I \end{bmatrix}, \\ A_d &= \begin{bmatrix} A_{d1} & \cdots & A_{dp} \end{bmatrix}, \\ \mathcal{W} &= \text{diag}(h_1 W_1, \dots, h_p W_p), \\ \Psi_1 &= \sum_{j=1}^p [Q_j + (\bar{l}_j - l_j)(\bar{h}_j Z_j + Y_j + Y_j^\top)], \\ \Psi_3 &= [(\bar{l}_1 - l_1)Y_1 \cdots (\bar{l}_p - l_p)Y_p], \\ \Psi_2 &= \text{diag}((1 - \bar{l}_1)Q_1, \dots, (1 - \bar{l}_p)Q_p), \end{aligned} \quad (3.5)$$

then the system under study is asymptotically stable.

In order to prove [Theorem 3.1](#), we give the following lemma.

LEMMA 3.2. *Condition (3.4) is equivalent to*

$$\begin{bmatrix} A^\top P + PA + \Psi_1 & PA_d - \Psi_3 & A^\top \mathbb{I} \mathcal{W} \\ (PA_d - \Psi_3)^\top & -\Psi_2 & A_d^\top \mathbb{I} \mathcal{W} \\ \mathcal{W} \mathbb{I}^\top A & \mathcal{W} \mathbb{I}^\top A_d & -\mathcal{W} \end{bmatrix} < 0, \quad (3.6)$$

Proof. The proof is a direct application of the elimination lemma; that is, notice that

$$\mathcal{N}_{\text{right}} = \begin{bmatrix} I & 0 & 0 \\ 0 & I & 0 \\ 0 & 0 & I \\ A & A_d & 0 \end{bmatrix} \quad (3.7)$$

satisfies

$$\begin{bmatrix} A & A_d & 0 & -I \end{bmatrix} \begin{bmatrix} I & 0 & 0 \\ 0 & I & 0 \\ 0 & 0 & I \\ A & A_d & 0 \end{bmatrix} = 0. \quad (3.8)$$

Then condition (3.4) is equivalent to

$$\mathcal{N}_{\text{right}}^\top \begin{bmatrix} \Psi_1 & -\Psi_3 & 0 & P \\ -\Psi_3^\top & -\Psi_2 & 0 & 0 \\ 0 & 0 & -\mathcal{W} & \mathcal{W} \mathbb{I}^\top \\ P & 0 & \mathbb{I} \mathcal{W} & 0 \end{bmatrix} \mathcal{N}_{\text{right}} = \begin{bmatrix} A^\top P + PA + \Psi_1 & PA_d - \Psi_3 & A^\top \mathbb{I} \mathcal{W} \\ (PA_d - \Psi_3)^\top & -\Psi_2 & A_d^\top \mathbb{I} \mathcal{W} \\ \mathcal{W} \mathbb{I}^\top A & \mathcal{W} \mathbb{I}^\top A_d & -\mathcal{W} \end{bmatrix} < 0, \quad (3.9)$$

and this ends the proof of [Lemma 3.2](#). □

Proof of Theorem 3.1. Let the Lyapunov functional be defined by

$$V(\mathbf{x}_t) = V_1(\mathbf{x}_t) + V_2(\mathbf{x}_t) + V_3(\mathbf{x}_t) + V_4(\mathbf{x}_t), \quad (3.10)$$

where

$$\begin{aligned}
V_1(\mathbf{x}_t) &= \mathbf{x}_t^\top P \mathbf{x}_t, \\
V_2(\mathbf{x}_t) &= \sum_{j=1}^p \int_{t-h_j(t)}^t \int_s^t \dot{\mathbf{x}}_z^\top W_j \dot{\mathbf{x}}_z dz ds, \\
V_3(\mathbf{x}_t) &= \sum_{j=1}^p \int_{t-h_j(t)}^t \mathbf{x}_s^\top Q_j \mathbf{x}_s ds, \\
V_4(\mathbf{x}_t) &= \sum_{j=1}^p \int_0^t (\bar{l}_j - \dot{h}_j(z)) \int_{z-h_j(z)}^z \begin{bmatrix} \mathbf{x}_z^\top & \dot{\mathbf{x}}_z \end{bmatrix} \begin{bmatrix} Z_j & Y_j \\ Y_j^\top & X_j \end{bmatrix} \begin{bmatrix} \mathbf{x}_z \\ \dot{\mathbf{x}}_z \end{bmatrix} ds dz.
\end{aligned} \tag{3.11}$$

After taking the derivative of these functionals and some algebraic manipulations, we get

$$\dot{V}(\mathbf{x}_t) = \xi_t^\top M \xi_t + \sum_{j=1}^p \int_{t-h_j(t)}^t \dot{\mathbf{x}}_s^\top [(\bar{l}_j - l_j) X_j + (\bar{l}_j - 1) W_j] \dot{\mathbf{x}}_s ds, \tag{3.12}$$

with

$$\begin{aligned}
\xi_t^\top &= \left[\mathbf{x}_t^\top \mathbf{x}_{t-h_1(t)}^\top \cdots \mathbf{x}_{t-h_p(t)}^\top \right], \\
M &= \begin{bmatrix} M_{11} & M_{12} \\ M_{12}^\top & M_{22} \end{bmatrix},
\end{aligned} \tag{3.13}$$

where M_{11} , M_{12} , and M_{22} are given by

$$\begin{aligned}
M_{11} &= A^\top P + PA + A^\top \mathbb{I}^\circ W \mathbb{I}^\top A + \Psi_1, \\
M_{12} &= PA_d - \Psi_3 + A^\top \mathbb{I}^\circ W \mathbb{I}^\top A_d, \\
M_{22} &= A_d^\top \mathbb{I}^\circ W \mathbb{I}^\top A_d - \Psi_2.
\end{aligned} \tag{3.14}$$

Therefore, the system is then asymptotically stable if the following hold:

$$\begin{aligned}
M &< 0, \\
[(\bar{l}_j - l_j) X_j + (\bar{l}_j - 1) W_j] &< 0, \quad \forall j = 1, \dots, p.
\end{aligned} \tag{3.15}$$

Notice that matrix M can be expressed as follows:

$$\begin{aligned}
M &= \begin{bmatrix} A^\top P + PA + \Psi_1 & PA_d - \Psi_3 \\ (PA_d - \Psi_3)^\top & -\Psi_2 \end{bmatrix} + \begin{bmatrix} A^\top \mathbb{I}^\circ W \mathbb{I}^\top A & A^\top \mathbb{I}^\circ W \mathbb{I}^\top A_d \\ (A^\top \mathbb{I}^\circ W \mathbb{I}^\top A_d)^\top & A_d^\top \mathbb{I}^\circ W \mathbb{I}^\top A_d \end{bmatrix} \\
&= \begin{bmatrix} A^\top P + PA + \Psi_1 & PA_d - \Psi_3 \\ (PA_d - \Psi_3)^\top & -\Psi_2 \end{bmatrix} + \begin{bmatrix} A^\top \mathbb{I}^\circ W \\ A_d^\top \mathbb{I}^\circ W \end{bmatrix} (\mathbb{I}^\circ W)^{-1} \begin{bmatrix} A^\top \mathbb{I}^\circ W \\ A_d^\top \mathbb{I}^\circ W \end{bmatrix}^\top.
\end{aligned} \tag{3.16}$$

Using Schur complement, we conclude that M is negative definite if and only if condition (3.6) is satisfied. Furthermore, since condition (3.6) is equivalent to (3.4) according to Lemma 3.2 and since (3.4) is verified by assumption as well as conditions (3.3) and (3.2), then the system under study is asymptotically stable. This ends the proof of the theorem. \square

Remark 3.3. The results of Theorem 3.1 are only sufficient and, therefore, if these conditions are not verified, we cannot claim that the system under study is not stable.

3.2. Robust stability. We now assume that the control is still equal to zero for all time and assume that the system has uncertainties on all the matrices, that is,

$$\dot{x}_t = [A + DF(t)E]x_t + \sum_{j=1}^p [A_{dj} + D_j F_j(t)E_j]x_{t-h_j(t)}, \tag{3.17}$$

where all the terms keep the same meaning as before.

We introduce the following notations:

$$\begin{aligned} \tilde{A} &= A + DF(t)E, \\ \tilde{A}_d &= [A_{d1} + D_1 F_1(t)E_1 \quad \dots \quad A_{dp} + D_p F_p(t)E_p] = A_d + D_d F_d E_d, \end{aligned} \tag{3.18}$$

where E_d and D_d are given by

$$D_d = [D_1 \quad \dots \quad D_p], \quad E_d = \text{diag}(E_1, \dots, E_p). \tag{3.19}$$

Note that conditions (3.2) and (3.3) do not depend on the system matrices so they do not need to be adapted to the uncertain case. Besides, we have to replace A and A_d by \tilde{A} and \tilde{A}_d , respectively, in condition (3.4) to get a condition for the robust case which is stated by Theorem 3.4.

THEOREM 3.4. *Assume that Assumptions 2.1 and 2.3 are satisfied. If there exist $F_1, F_2, F_3, F_4, P > 0, Q_j > 0, W_j > 0, X_j, Y_j, Z_j$, for $j = 1, 2, \dots, p$, and λ such that conditions (3.2), (3.3), and*

$$\begin{bmatrix} \alpha_{11} & * & * & * & * & * \\ A_d^T F_1^T + F_2 A - \Psi_3^T & \alpha_{22} & * & * & * & * \\ F_3 A & F_3 A_d & -\mathcal{W} & * & * & * \\ F_4 A + P - F_1^T & F_4 A_d - F_2^T & \mathbb{I}^{\mathcal{Q}} \mathcal{W} - F_3^T & -F_4 - F_4^T & * & * \\ D^T F_1^T & D^T F_2^T & D^T F_3^T & D^T F_4^T & -\lambda R & * \\ D_d^T F_1^T & D_d^T F_2^T & D_d^T F_3^T & D_d^T F_4^T & 0 & -\lambda R_d \end{bmatrix} < 0 \tag{3.20}$$

hold, with

$$\begin{aligned}\alpha_{11} &= \Psi_1 + A^T F_1^T + F_1 A + \lambda E^T R E, \\ \alpha_{22} &= A_d^T F_2^T + F_2 A_d - \Psi_2 + \lambda E_d^T R_d E_d,\end{aligned}\tag{3.21}$$

then the uncertain system under study is asymptotically stable for all admissible uncertainties.

Proof of Theorem 3.4. As we have said before, the robust stability is achieved, according to Theorem 3.1, if conditions (3.2), (3.3), and

$$\begin{bmatrix} \Psi_1 & -\Psi_3 & 0 & P \\ -\Psi_3^T & -\Psi_2 & 0 & 0 \\ 0 & 0 & -\mathcal{W} & \mathcal{W}\mathbb{I}^T \\ P & 0 & \mathbb{I}\mathcal{W} & 0 \end{bmatrix} + \text{Sym} \left\{ \begin{bmatrix} F_1 \\ F_2 \\ F_3 \\ F_4 \end{bmatrix} \begin{bmatrix} \tilde{A} & \tilde{A}_d & 0 & -I \end{bmatrix} \right\} < 0\tag{3.22}$$

are satisfied. Since conditions (3.2) and (3.3) remain unchanged in the presence of uncertainty, we have to work out only condition (3.22).

First, notice that in condition (3.22) the second term of the left side can be split into two parts to yield

$$\begin{aligned} & \begin{bmatrix} \Psi_1 & -\Psi_3 & 0 & P \\ -\Psi_3^T & -\Psi_2 & 0 & 0 \\ 0 & 0 & -\mathcal{W} & \mathcal{W}\mathbb{I}^T \\ P & 0 & \mathbb{I}\mathcal{W} & 0 \end{bmatrix} + \text{Sym} \left\{ \begin{bmatrix} F_1 \\ F_2 \\ F_3 \\ F_4 \end{bmatrix} \begin{bmatrix} A & A_d & 0 & -I \end{bmatrix} \right\} \\ & + \text{Sym} \left\{ \begin{bmatrix} F_1 D & F_1 D_d \\ F_2 D & F_2 D_d \\ F_3 D & F_3 D_d \\ F_4 D & F_4 D_d \end{bmatrix} \begin{bmatrix} F(t) & \\ & F_d(t) \end{bmatrix} \begin{bmatrix} E & 0 & 0 & 0 \\ 0 & E_d & 0 & 0 \end{bmatrix} \right\} < 0.\end{aligned}\tag{3.23}$$

According to Lemma 2.4, the previous inequality is satisfied if there exists $\lambda > 0$ such that

$$\begin{aligned} & \begin{bmatrix} \Psi_1 & -\Psi_3 & 0 & P \\ -\Psi_3^T & -\Psi_2 & 0 & 0 \\ 0 & 0 & -\mathcal{W} & \mathcal{W}\mathbb{I}^T \\ P & 0 & \mathbb{I}\mathcal{W} & 0 \end{bmatrix} + \text{Sym} \left\{ \begin{bmatrix} F_1 \\ F_2 \\ F_3 \\ F_4 \end{bmatrix} \begin{bmatrix} A & A_d & 0 & -I \end{bmatrix} \right\} \\ & + \begin{bmatrix} F_1 D & F_1 D_d \\ F_2 D & F_2 D_d \\ F_3 D & F_3 D_d \\ F_4 D & F_4 D_d \end{bmatrix} \begin{bmatrix} \lambda R & \\ & \lambda R_d \end{bmatrix}^{-1} \begin{bmatrix} F_1 D & F_1 D_d \\ F_2 D & F_2 D_d \\ F_3 D & F_3 D_d \\ F_4 D & F_4 D_d \end{bmatrix}^T \\ & + \begin{bmatrix} E & 0 & 0 & 0 \\ 0 & E_d & 0 & 0 \end{bmatrix}^T \begin{bmatrix} \lambda R & \\ & \lambda R_d \end{bmatrix} \begin{bmatrix} E & 0 & 0 & 0 \\ 0 & E_d & 0 & 0 \end{bmatrix} < 0,\end{aligned}\tag{3.24}$$

and using a Schur complement operation yields

$$\begin{bmatrix} f_{11} & * & * & * & * & * \\ -\Psi_3^\top & f_{22} & * & * & * & * \\ 0 & 0 & -\mathcal{W} & * & * & * \\ P & 0 & \mathbb{I}\mathcal{W} & 0 & * & * \\ 0 & 0 & 0 & 0 & -\lambda R & * \\ 0 & 0 & 0 & 0 & 0 & -\lambda R_d \end{bmatrix} + \text{Sym} \left\{ \begin{bmatrix} F_1 \\ F_2 \\ F_3 \\ F_4 \\ 0 \\ 0 \end{bmatrix} \begin{bmatrix} A & A_d & 0 & -I & D & D_d \end{bmatrix} \right\} < 0, \quad (3.25)$$

with

$$f_{11} = \Psi_1 + \lambda E^\top R E, \quad f_{22} = -\Psi_2 + \lambda E_d^\top R_d E_d. \quad (3.26)$$

It is worth noting that (3.25) can be rewritten as condition (3.20) and this ends the proof. This condition, (3.2), and (3.3) represent the sufficient conditions for robust stability of the class of systems under consideration. \square

The next section deals with the stabilizability and the robust stabilizability of the class of systems under study.

3.3. Stabilizability. This section deals with the stabilizability problem, and we try to design a controller that stabilizes the closed-loop system. We restrict ourselves to the class of memoryless state feedback controller.

Thus the state feedback controller is of the form

$$u(t) = Kx(t). \quad (3.27)$$

Substituting (3.27) in the plant model and taking $A^{cl} = (A + BK)$, we get the closed-loop dynamics

$$\dot{x}_t = A^{cl}x_t + \sum_{j=1}^p A_{dj}(t)x_{t-h_j(t)}. \quad (3.28)$$

We note that only condition (3.4) must be adapted to the stabilizability case. We replace A by A^{cl} in (3.4) to get

$$\mathcal{M}^{cl} = \begin{bmatrix} \Psi_1 & -\Psi_3 & 0 & P \\ -\Psi_3^\top & -\Psi_2 & 0 & 0 \\ 0 & 0 & -\mathcal{W} & \mathcal{W}\mathbb{I}^\top \\ P & 0 & \mathbb{I}\mathcal{W} & 0 \end{bmatrix} + \text{Sym} \left\{ \begin{bmatrix} F_1 \\ F_2 \\ F_3 \\ F_4 \end{bmatrix} \begin{bmatrix} A^{cl} & A_d & 0 & -I \end{bmatrix} \right\} < 0. \quad (3.29)$$

The problem of robust stabilization by state feedback is stated by [Theorem 3.5](#).

THEOREM 3.5. Assume that [Assumption 2.3](#) is satisfied. If there exist $F_1, F_2, F_3, F_4, P > 0, Q_i > 0, W_i > 0, X_i, Y_i, Z_i$ (for $i = 1, \dots, p$), L , and G such that

$$\begin{bmatrix} \bar{Z}_i & \bar{Y}_i \\ \bar{Y}_i^\top & \bar{X}_i \end{bmatrix} > 0, \quad (3.30)$$

$$(\bar{l}_i - l_i)\bar{X}_i + (\bar{l}_i - 1)\bar{W}_i < 0, \quad (3.31)$$

$$\begin{bmatrix} \Psi_1 + A_o^T F_1^T + F_1 A_o & * & * & * & * \\ A_{d_o}^T F_1^T + F_2 A_o - \Psi_3^\top & A_{d_o}^T F_2^T + F_2 A_{d_o} - \Psi_2 & * & * & * \\ F_3 A_o & F_3 A_{d_o} & -{}^{\circ}W & * & * \\ F_4 A_o + P - F_1^\top & F_4 A_{d_o} - F_2^\top & \mathbb{I}{}^{\circ}W - F_3^\top & -F_4 - F_4^\top & * \\ B^T F_1^T + L - G K_o & B^T F_2^T - G K_{d_o} & B^T F_3^T & B^T F_4^T & -G - G^T \end{bmatrix} < 0 \quad (3.32)$$

hold for $i = 1, \dots, p$ for given gains K_o and K_{d_o} that make the matrices $A_o = (A + BK_o)$ and $A_{d_o} = (A_d + BK_{d_o})$ stable, then the closed loop system is asymptotically stable with the stabilizing feedback gain given by

$$K = G^{-1}L. \quad (3.33)$$

Proof of [Theorem 3.5](#). The closed loop matrix A^{cl} can also be rewritten as

$$\begin{aligned} A^{cl} &= A + BK = A + BK_o + B(K - K_o) = A_o + BS_o, \\ A_d &= A_d + BK_{d_o} - BK_{d_o} = A_{d_o} + BS_{d_o}, \end{aligned} \quad (3.34)$$

where the gain K_o and K_{d_o} are chosen in such a way that $A + BK_o$ and $A_d + BK_{d_o}$ are stable. This allows us to rewrite \mathcal{M}^{cl} as

$$\begin{aligned} \mathcal{M}^{cl} &= \begin{bmatrix} \Psi_1 & -\Psi_3 & 0 & P \\ -\Psi_3^\top & -\Psi_2 & 0 & 0 \\ 0 & 0 & -{}^{\circ}W & {}^{\circ}W\mathbb{I}^\top \\ P & 0 & \mathbb{I}{}^{\circ}W & 0 \end{bmatrix} \\ &+ \text{Sym} \left\{ \begin{bmatrix} F_1 \\ F_2 \\ F_3 \\ F_4 \end{bmatrix} \begin{bmatrix} A_o & A_{d_o} & 0 & -I \end{bmatrix} \right\} + \text{Sym} \left\{ \begin{bmatrix} F_1 B \\ F_2 B \\ F_3 B \\ F_4 B \end{bmatrix} \begin{bmatrix} S_o & S_{d_o} & 0 & 0 \end{bmatrix} \right\} < 0, \end{aligned} \quad (3.35)$$

and using similar arguments as in the proof of [Lemma 3.2](#), we introduce a new variable G to get the condition

$$\begin{aligned} \mathcal{M}_{SF} = & \begin{bmatrix} \Psi_1 & -\Psi_3 & 0 & P & 0 \\ -\Psi_3^\top & -\Psi_2 & 0 & 0 & 0 \\ 0 & 0 & -\mathcal{W} & \mathcal{W}\mathbb{I}^\top & 0 \\ P & 0 & \mathbb{I}\mathcal{W} & 0 & 0 \\ 0 & 0 & 0 & 0 & 0 \end{bmatrix} \\ & + \text{Sym} \left\{ \begin{bmatrix} F_1 \\ F_2 \\ F_3 \\ F_4 \\ 0 \end{bmatrix} \begin{bmatrix} A_o & A_{d_o} & 0 & -I & B \end{bmatrix} \right\} + \text{Sym} \left\{ \begin{bmatrix} 0 \\ 0 \\ 0 \\ 0 \\ I \end{bmatrix} G \begin{bmatrix} S_o & S_{d_o} & 0 & 0 & -I \end{bmatrix} \right\} < 0 \end{aligned} \quad (3.36)$$

which is in fact condition [\(3.32\)](#) where we have introduced the change of variable $L = GK$. Indeed, notice that

$$\begin{bmatrix} I & 0 & 0 & 0 & -S_o^\top \\ 0 & I & 0 & 0 & -S_{d_o}^\top \\ 0 & 0 & I & 0 & 0 \\ 0 & 0 & 0 & I & 0 \end{bmatrix} \mathcal{M}_{SF} \begin{bmatrix} I & 0 & 0 & 0 \\ 0 & I & 0 & 0 \\ 0 & 0 & I & 0 \\ 0 & 0 & 0 & I \\ S_o & S_{d_o} & 0 & 0 \end{bmatrix} = \mathcal{M}^{cl} < 0. \quad (3.37)$$

The introduction of the new variable G allows us to perform a decoupling between the matrices B and S_o and hence between B and the state feedback gain K . \square

3.4. Robust stabilizability. In this subsection, we are concerned with robust stabilizability of the uncertain system under the control law [\(3.27\)](#). The closed loop system is then given by

$$\dot{x}_t = [A + BK + DF(t)E + D_b F_b(t)E_b K]x_t + \sum_{j=1}^p [A_{d_j} + D_j F_j(t)E_j]x_{t-h_j(t)}, \quad (3.38)$$

where all the terms keep the same meaning as previously. Taking account of the uncertainties in [\(3.32\)](#), we get

$$\tilde{\mathcal{M}}_{SF} = \begin{bmatrix} \Psi_1 & -\Psi_3 & 0 & P & 0 \\ -\Psi_3^\top & -\Psi_2 & 0 & 0 & 0 \\ 0 & 0 & -\mathcal{W} & \mathcal{W}\mathbb{I}^\top & 0 \\ P & 0 & \mathbb{I}\mathcal{W} & 0 & 0 \\ 0 & 0 & 0 & 0 & 0 \end{bmatrix} + \text{Sym} \left\{ \begin{bmatrix} 0 \\ 0 \\ 0 \\ 0 \\ I \end{bmatrix} G \begin{bmatrix} S_o & S_{d_o} & 0 & 0 & -I \end{bmatrix} \right\}$$

$$\begin{aligned}
 & +\text{Sym} \left\{ \begin{bmatrix} F_1 \\ F_2 \\ F_3 \\ F_4 \\ 0 \end{bmatrix} \begin{bmatrix} \tilde{A}^{cl} & \tilde{A}_d^{cl} & 0 & -I & \tilde{B} \end{bmatrix} \right\} \\
 & = \mathcal{M}_{SF_o} + \text{Sym} \left\{ \begin{bmatrix} F_1 \\ F_2 \\ F_3 \\ F_4 \\ 0 \end{bmatrix} \begin{bmatrix} D & D_b & D_d & D_b & D_b \end{bmatrix} \mathcal{F}(t) \begin{bmatrix} E & 0 & 0 & 0 & 0 \\ E_b K_o & 0 & 0 & 0 & 0 \\ 0 & E_b K_{d_o} & 0 & 0 & 0 \\ 0 & E_d & 0 & 0 & 0 \\ 0 & 0 & 0 & 0 & E_b \end{bmatrix} \right\} < 0,
 \end{aligned} \tag{3.39}$$

with

$$\begin{aligned}
 \mathcal{F}(t) &= \text{diag} \left[F(t) \quad F_b(t) \quad F_d(t) \quad F_b(t) \quad F_b(t) \right], \\
 \tilde{A}^{cl} &= \tilde{A} + \tilde{B}K_o, \\
 \tilde{A}_d^{cl} &= \tilde{A}_d + \tilde{B}K_{d_o},
 \end{aligned} \tag{3.40}$$

and \mathcal{M}_{SF_o} the part of $\tilde{\mathcal{M}}_{SF}$ that contains only the non-uncertain terms. Using [Lemma 2.4](#) as previously, we get

$$\begin{aligned}
 \mathcal{M}_{SFR} &= \text{Sym} \left\{ \begin{bmatrix} F_1 \\ F_2 \\ F_3 \\ F_4 \\ 0 \\ 0 \\ 0 \\ 0 \\ 0 \\ 0 \end{bmatrix} \begin{bmatrix} A_o & A_{d_o} & 0 & -I & B & D & D_b & D_d & D_b & D_b \end{bmatrix} \right\} \\
 & + \begin{bmatrix} \beta_{11} & * & * & * & * & * & * & * & * & * \\ -\Psi_3^\top & \beta_{22} & * & * & * & * & * & * & * & * \\ 0 & 0 & -\mathcal{W} & * & * & * & * & * & * & * \\ P & 0 & \mathbb{I}\mathcal{W} & 0 & * & * & * & * & * & * \\ 0 & 0 & 0 & 0 & \lambda E_b^\top R_b E_b & * & * & * & * & * \\ 0 & 0 & 0 & 0 & 0 & -\lambda R & * & * & * & * \\ 0 & 0 & 0 & 0 & 0 & 0 & -\lambda R_b & * & * & * \\ 0 & 0 & 0 & 0 & 0 & 0 & 0 & -\lambda R_d & * & * \\ 0 & 0 & 0 & 0 & 0 & 0 & 0 & 0 & -\lambda R_b & * \\ 0 & 0 & 0 & 0 & 0 & 0 & 0 & 0 & 0 & -\lambda R_b \end{bmatrix}
 \end{aligned}$$

$$+ \text{Sym} \left\{ \begin{matrix} 0 \\ 0 \\ 0 \\ 0 \\ I \\ 0 \\ 0 \\ 0 \\ 0 \\ 0 \\ 0 \end{matrix} G \begin{bmatrix} S_o & S_{d_o} & 0 & 0 & -I & 0 & 0 & 0 & 0 & 0 \end{bmatrix} \right\} < 0, \tag{3.41}$$

with

$$\begin{aligned}
 \beta_{11} &= \Psi_1 + \lambda(E^T R E + K_o^T E_b^T R_b E_b K_o), \\
 \beta_{22} &= -\Psi_2 + \lambda(E_d^T R_d E_d + K_{d_o}^T E_b^T R_b E_b K_{d_o}).
 \end{aligned} \tag{3.42}$$

In condition (3.41), we have to proceed to the change of variable $L = GK$ and then we get an LMI problem from which when it is feasible, we get the feedback gain as

$$K = G^{-1}L. \tag{3.43}$$

The following theorem summarizes the result of robust stability.

THEOREM 3.6. *Assume that Assumptions 2.1 and 2.3 are satisfied. If there exist $F_1, F_2, F_3, F_4, P > 0, Q_i > 0, W_i > 0, X_i, Y_i, Z_i$ (for $i = 1, \dots, p$), L, G , and λ such that the LMI problem composed of the three conditions (3.30), (3.31), and (3.41) is feasible, the robust stabilizing state feedback gain is given by (3.43) and the uncertain closed loop system under study is asymptotically stable for the set of all admissible uncertainties.*

4. Example

To show the usefulness of our results, we consider some numerical examples.

Example 4.1. The goal of the example is in fact to show the flexibility introduced by the slack variables $F_i, i = 1, \dots, 4$, in condition (3.4) in comparison with the LMI problem using condition (3.6) as in [9].

For this purpose, we consider that the system under study has one time delay and we solve the LMI problem resulting from Theorem 3.4.

Thus, we assume that the dynamics are described by [9]

$$\dot{x}(t) = (A + DF(t)E)x(t) + (A_d + D_d F_d(t)E_d)x(t - h(t)), \tag{4.1}$$

where $F(t)$ and $F_d(t)$ are uncertain matrices of appropriate dimension satisfying condition (2.3).

Table 4.1

$\dot{h}(t)$	Maximal value of \bar{h} [9]	Maximal value of \bar{h} (Theorem 3.4)
$\dot{h}(t) \leq 0.9$	0.1621	0.225
$\dot{h}(t) \leq 0.8$	0.3802	0.49
$\dot{h}(t) \leq 0.6$	1.0662	1.425
$\dot{h}(t) \leq 0.4$	7.1784	∞

The system matrices are as follows:

$$\begin{aligned} A &= \begin{bmatrix} -3 & 1 \\ 1 & -1 \end{bmatrix}, & A_d &= \begin{bmatrix} -0.2 & 0.1 \\ -0.3 & -0.1 \end{bmatrix}, \\ D = D_d &= 0.2I, & E = E_d &= I, & R = R_d &= I. \end{aligned} \quad (4.2)$$

The delay satisfies

$$0 < h(t) \leq \bar{h}, \quad (4.3)$$

where the bound \bar{h} is obtained as the maximal value yielding feasibility for the LMI problem associated with Theorem 3.4. This maximal value is a function of the upper bound of the first derivative of the delay as shown in Table 4.1.

In this example, we proceed to a comparison with the result given in [9] and we show that in the robust case, Theorem 3.4 of the present paper provides better results than [9, Theorem 3.2]. Notice that for the case where the first derivative of the delay satisfies the condition $\dot{h}(t) \leq 0.4$, Theorem 3.4 says that the system is robustly stable for unbounded delay (a very large value) whereas in [9], the maximal value was $\bar{h} = 7.1884$.

It is worth noting that for the nominal system we get similar bounds.

Example 4.2. In this example, we consider the robust stabilizability problem. For this purpose, we consider the single time-varying delay system:

$$\dot{x}(t) = (A + DF(t)E)x(t) + (A_d + D_d F_d(t)E_d)x(t - h(t)) + (B + D_b F_b(t)E_b)u(t), \quad (4.4)$$

where $F(t)$, $F_d(t)$, and $F_b(t)$ are uncertain matrices of appropriate dimension satisfying condition (2.3), with

$$\begin{aligned} A &= \begin{bmatrix} 2.0 & 0.0 \\ 1.0 & 3.0 \end{bmatrix}, & D &= 0.2I, & E &= I, & R &= I, \\ B &= \begin{bmatrix} 1.0 & 2.0 \\ 1.0 & 0.0 \end{bmatrix}, & D_b &= 0.2I, & E_b &= I, & R_b &= I, \\ A_d &= \begin{bmatrix} -0.1 & 0.0 \\ -0.8 & -1.0 \end{bmatrix}, & D_d &= 0.2I, & E_d &= I, & R_d &= I. \end{aligned} \quad (4.5)$$

The characteristics of the first derivative of the delay are as follows:

$$l = 0.0, \quad \bar{l} = 0.825. \quad (4.6)$$

The application of [Theorem 3.6](#) leads to the following results:

$$\begin{aligned} X &= \begin{bmatrix} 30.1136 & -3.9990 \\ -3.9990 & 0.5311 \end{bmatrix}, & Y &= \begin{bmatrix} -3.3436 & 0.4440 \\ 4.4596 & -0.5922 \end{bmatrix}, \\ Z &= \begin{bmatrix} 0.3712 & -0.4950 \\ -0.4950 & 0.6626 \end{bmatrix}, & W &= \begin{bmatrix} 141.9641 & -18.8526 \\ -18.8526 & 2.5036 \end{bmatrix}, \\ P &= \begin{bmatrix} 8999.5211 & -28.5684 \\ -28.5684 & 37679.0852 \end{bmatrix}, & Q &= \begin{bmatrix} 7942.9421 & 17142.9757 \\ 17142.9757 & 303352.7590 \end{bmatrix}, \\ F1 &= \begin{bmatrix} 8946.4080 & 152.8018 \\ -88.7054 & 37661.7437 \end{bmatrix}, & F2 &= \begin{bmatrix} -100.1079 & 85.6633 \\ -1447.3920 & 38.6734 \end{bmatrix}, \\ F3 &= \begin{bmatrix} 350.8231 & -40.7311 \\ -46.5886 & 5.4090 \end{bmatrix}, & F4 &= \begin{bmatrix} 3449.8341 & -375.8000 \\ -500.6067 & 161.2343 \end{bmatrix}, \\ L &= \begin{bmatrix} -223754.6705 & 19190.1742 \\ -258925.2826 & 120109.2273 \end{bmatrix}, & G &= \begin{bmatrix} 37765.6548 & 53117.4530 \\ 42764.2230 & 62293.1025 \end{bmatrix}, \\ K_o &= \begin{bmatrix} -0.5000 & -6.2506 \\ -3.8114 & 6.2506 \end{bmatrix}, & K_{d_o} &= \begin{bmatrix} 0.4000 & 0.4697 \\ -0.3486 & -0.4697 \end{bmatrix}, \\ \lambda &= 816.2566. \end{aligned} \quad (4.7)$$

The stabilizing state feedback gain is then

$$K = \begin{bmatrix} -2.2826 & -63.9955 \\ -2.5896 & 45.8611 \end{bmatrix}. \quad (4.8)$$

These results were obtained for

$$\bar{h} = 26.9650. \quad (4.9)$$

The parameter \bar{h} has been found by search, and it is worth noting that this value does not correspond to the maximal value and one can improve this result by choosing adequately the parameters K_o and K_{d_o} . Based on the results of the previous theorem, we conclude that the system under study in this example is robustly stable for all admissible uncertainties.

5. Conclusion

This paper has dealt with a class of dynamical linear uncertain systems with multiple time-varying delays in the system state. Delay-dependent sufficient conditions have been developed to check if a system of this class of systems is stable and/or stabilizable. A memoryless state feedback controller with consequent parameters has been used to stabilize the system. The LMI technique is used in all the development.

References

- [1] E. K. Boukas and Z. K. Liu, *Deterministic and Stochastic Time-Delay Systems*, Birkhauser, Massachusetts, 2003.
- [2] J. Hale, *Theory of Functional Differential Equations*, Applied Mathematical Sciences, vol. 3, Springer-Verlag, New York, 1977.
- [3] A. Hmamed, *Further results on the robust stability of linear systems including delayed perturbations*, Automatica J. IFAC **33** (1997), no. 9, 1763–1765.
- [4] X. Li and C. E. De Souza, *Criteria for robust stability of uncertain linear systems with time-varying state delays*, IFAC 13th World Congress. Vol 1, International Federation of Automatic Control, California, 1996, pp. 137–142.
- [5] ———, *Criteria for robust stability and stabilization of uncertain linear systems with state delay*, Automatica J. IFAC **33** (1997), no. 9, 1657–1662.
- [6] X. Li, M. Fu, and C. E. De Souza, *H_∞ control and quadratic stabilization of systems with parameter uncertainty via output feedback*, IEEE Trans. Automat. Control **37** (1992), 1253–1256.
- [7] M. S. Mahmoud, *Robust Control and Filtering for Time-Delay Systems*, Control Engineering (New York), vol. 5, Marcel Dekker, New York, 2000.
- [8] S. I. Niculescu, C. E. De Souza, J. M. Dion, and L. Dugard, *Robust stability and stabilization of uncertain linear systems with state delay: single delay case (i)*, Proc. IFAC Symposium on Robust Control Design, International Federation of Automatic Control, Rio de Janeiro, 1994, pp. 469–474.
- [9] P. Park, *Delay-dependent stability criteria for systems with uncertain time-varying delays*, to appear.
- [10] J.-H. Su, *Further results on the robust stability of linear systems with a single time delay*, Systems Control Lett. **23** (1994), no. 5, 375–379.
- [11] T. J. Su and C. G. Huang, *Robust stability of delay dependence for linear uncertain systems*, IEEE Trans. Automat. Control **37** (1992), no. 10, 1656–1659.
- [12] Y.-J. Sun, J.-G. Hsieh, and H.-C. Yang, *On the stability of uncertain systems with multiple time-varying delays*, IEEE Trans. Automat. Control **42** (1997), no. 1, 101–105.
- [13] S.-S. Wang, B.-S. Chen, and T. P. Lin, *Robust stability of uncertain time-delay systems*, Internat. J. Control **46** (1987), no. 3, 963–976.
- [14] B. G. Xu, *On delay-independent stability of large-scale systems with time delays*, IEEE Trans. Automat. Control **40** (1995), no. 5, 930–933.
- [15] B. G. Xu and Y. Q. Liu, *An improved Razumikhin-type theorem and its applications*, IEEE Trans. Automat. Control **39** (1994), no. 4, 839–841.

D. Mehdi: Laboratoire d'Automatique et d'Informatique Industrielle LAII-ESIP, Université de Poitiers, 40 avenue du Recteur Pineau, 86022 Poitiers Cedex, France

E-mail address: mehdi@esip.univ-poitiers.fr

E. K. Boukas: Département de Génie Mécanique, École Polytechnique de Montréal, C.P. 6079, Succursale Centre-Ville, Montréal, Québec, Canada H3C 3A7

E-mail address: el-kebir.boukas@polymtl.ca

Differential Equations & Nonlinear Mechanics

An Open Access Journal

Editor-in-Chief

K. Vajravelu
USA

Associate Editors

N. Bellomo
Italy

J. L. Bona
USA

J. R. Cannon
USA

S.-N. Chow
USA

B. S. Dandapat
India

E. DiBenedetto
USA

R. Finn
USA

R. L. Fosdick
USA

J. Frehse
Germany

A. Friedman
USA

R. Grimshaw
UK

J. Malek
Czech Republic

J. T. Oden
USA

R. Quintanilla
Spain

K. R. Rajagopal
USA

G. Saccomandi
Italy

Y. Shibata
Japan

Ivar Stakgold
USA

Swaroop Darbha
USA

A. Tani
Japan

S. Turek
Germany

A. Wineman
USA

Website: <http://www.hindawi.com/journals/denm/>

Aims and Scope

Differential equations play a central role in describing natural phenomena as well as the complex processes that arise from science and technology. Differential Equations & Nonlinear Mechanics (DENM) will provide a forum for the modeling and analysis of nonlinear phenomena. One of the principal aims of the journal is to promote cross-fertilization between the various subdisciplines of the sciences: physics, chemistry, and biology, as well as various branches of engineering and the medical sciences.

Special efforts will be made to process the papers in a speedy and fair fashion to simultaneously ensure quality and timely publication.

DENM will publish original research papers that are devoted to modeling, analysis, and computational techniques. In addition to original full-length papers, DENM will also publish authoritative and informative review articles devoted to various aspects of ordinary and partial differential equations and their applications to sciences, engineering, and medicine.

Open Access Support

The Open Access movement is a relatively recent development in academic publishing. It proposes a new business model for academic publishing that enables immediate, worldwide, barrier-free, open access to the full text of research articles for the best interests of the scientific community. All interested readers can read, download, and/or print any Open Access articles without requiring a subscription to the journal in which these articles are published.

In this Open Access model, the publication cost should be covered by the author's institution or research funds. These Open Access charges replace subscription charges and allow the publishers to give the published material away for free to all interested online visitors.

Instructions for Authors




Original articles are invited and should be submitted through the DENM manuscript tracking system at <http://www.mstracking.com/denm/>. Only pdf files are accepted. If, for some reason, submission through the manuscript tracking system is not possible, you can contact denm.support@hindawi.com.

Hindawi Publishing Corporation

410 Park Avenue, 15th Floor, #287 pmb, New York, NY 10022, USA

HINDAWI

<http://www.hindawi.com/journals/denm/>



Hindawi

Submit your manuscripts at
<http://www.hindawi.com>

