

STOMATAL CLOSURE IN OXYGEN-STRESSED PLANTS

R. E. SOJKA

Stomatal closure of plants in flooded soil, as determined by leaf gas exchange, has been recognized since 1973, and for simple hypoxia since 1975. At least 58 species have been shown to close stomata with hypoxic or flooded conditions. Various factors interact to affect the relationship between rhizosphere oxygen availability, as measured by soil oxygen diffusion rate (ODR), and degree of stomatal closure. These factors include root temperature, species, plant growth stage, plant mineral nutrition, and duration and nature of hypoxia. Soil water content, bulk density, and temperature also influence ODR. Abscisic acid accumulation in leaves appears to induce stomatal closure, as a stress response to root hypoxia, through its effect on potassium ion regulation of guard cell turgor. Stomatal closure generally persists well beyond actual soil hypoxia. Photosynthesis is reduced by root hypoxia, both by reduction of leaf gas exchange and by a lowering of the photosynthetic rate at a given leaf gas exchange rate. This phenomenon deserves greater attention in evaluating and modelling of crop response to soil hypoxia and as a sensitive indicator of severity of soil hypoxic stress.

Many deleterious effects of waterlogging on plants have been recognized for centuries (Clements 1921). As early as 1853 (Boussignault and Lewy 1853) soil oxygen's specific role in maintaining plant vigor was recognized. By the 1950's, some plant physiological flooding responses were known to resemble drought responses (Kramer and Jackson 1954). A commonly noted expression of this syndrome was the rapid wilting of susceptible crops such as tobacco (*Nicotiana tabacum*) and tomato (*Lycopersicon esculentum*).

As instrumentation has become available to monitor stomatal gas exchange, it has become apparent that stomatal closure is an important component of whole-plant stress response to

root zone oxygen deprivation. This paper traces the development of information on root oxygen-related stomatal response. Several suggestions are offered for application of current knowledge and for further research.

RECOGNITION OF THE PHENOMENON

Childers and White (1942) documented reduced transpiration and photosynthesis within 2 to 7 days after flooding of apple trees (*Malus domestica*). Slight elevation of transpiration and photosynthesis immediately upon inundation reflected relief of minor water stress. Flooding caused extensive root necrosis and reduced leaf expansion, but percent of open plus partially open stomata and leaf temperature were unaffected. These results resemble most findings of related studies to the present day. Current understanding of leaf conductance and of technical limitations of thermocouple thermometry, however, challenges their original interpretation that stomata and leaf temperature were unaffected.

Increased leaf diffusive resistance (the reciprocal of leaf conductance) with flooding was first measured by Moldau (1973) for bean plants (*Phaseolus vulgaris*). A similar observation was reported in 1975 by Regehr et al. for *Populus deltoides*. These first measurements of increased leaf diffusive resistance (R_L) confirmed that flooding impairs normal plant control of leaf gas exchange and regulation of water and solute transport. They also provided a credible explanation for earlier observations of reduced leaf damage by airborne oxidants when exposure occurred during flooding (Stolzy et al. 1961; Dugger and Ting 1970).

Various causative mechanisms of plant flooding response had been implicated, including obstruction of xylem elements by disease organisms, increased root membrane resistance to water, and plant nutritional and hormonal imbalances caused by flooding (Kramer and Jackson 1954; Bradford 1982; Stolzy and Sojka 1984). It was generally assumed that exclusion of oxygen from the rhizosphere was involved in the predisposition of plants to this syndrome. Indeed a substantial body of work has used con-

USDA-ARS Soil and Water Management Research
3793N-3600E Kimberly, ID.

Received June 22, 1992; accepted June 24, 1992.

TABLE 1

Species for which R_L has been shown to increase in response to root-zone flooding or hypoxia

Species	Stimulus	Citation
<i>Acer rubrum</i>	soil O ₂ + CH ₄	8
<i>Acer saccharum</i>	soil O ₂ + CH ₄	8
<i>Actinidia chinensis</i>	flood	95
	anoxic soln.	108
<i>Apios americana</i>	flood	62
<i>Avicennia marina</i>	flood	64
<i>Betula papyrifera</i>	flood	68
<i>Betula nigra</i>	flood	68
<i>Betula platyphylla</i>	flood	122
<i>Bruguiera gymnorrhiza</i>	flood + salt	65
	flood	64
<i>Citrus aurantium</i>	flood	118, 123
<i>Citrus jambhiri</i>	flood	118, 123
<i>Citrus sinensis</i>	flood	123
<i>Capiscum annum</i>	flood	84
<i>Carya illinoensis</i>	Soil O ₂	109
	flood	107, 125
<i>Cydonia oblonga</i>	anoxic soln.	7
	flood	6
<i>Eucalyptus camaldulensis</i>	flood	12, 79
<i>Eucalyptus globulus</i>	flood	12, 79
<i>Eucalyptus obliqua</i>	flood	12
<i>Fraxinus pennsylvanica</i>	flood	49, 79, 99, 120
<i>Glycine max</i>	flood	70, 71
	Soil O ₂	110
<i>Gmelina arborea</i>	flood	73, 74
<i>Gossypium barbadense</i>	Soil O ₂	112
<i>Gossypium hirsutum</i>	flood	58
	Soil O ₂	112
<i>Helianthus annuus</i>	anoxic soln.	31
	flood	34, 72
	anoxic soln. + salt	51, 52
	Soil O ₂ + heat	112, 113
<i>Hydrangea macrophylla</i>	flood	102
<i>Liquidambar styraciflua</i>	flood	81
<i>Lycopersicon esculentum</i>	flood	15, 16, 17, 18, 46, 53, 86
<i>Malus domestica</i>	flood	6, 69
<i>Melaleuca quinquenervia</i>	flood	100
<i>Nauclea diderrichii</i>	flood	74
<i>Nyssa aquatica</i>	flood + heat	28
<i>Phaseolus vulgaris</i>	flood	59, 96
	anoxic soln.	65, 96, 97, 66
<i>Picea glauca</i>	flood + heat	33
<i>Picea mariana</i>	flood + heat	33
<i>Pisum sativum</i>	flood	42, 43, 132
<i>Poa pratensis</i>	compaction + irr.	3
<i>Populus deltoides</i>	flood	79, 91
<i>P. trichocarpa</i> × <i>deltoides</i>	anoxic soln.	65, 105, 106
<i>Prunus persica</i>	anoxic soln.	7
	flood	6, 10
<i>Pyrus betulaefolia</i>	anoxic soln.	5, 7
	flood	6
<i>Pyrus calleryana</i>	anoxic soln.	5, 7
	flood	6

TABLE 1. *Continued*

Species	Stimulus	Citation
Pyrus communis	anoxic soln.	5, 7
	flood	6
Pyrus pyrifolia	flood	6
Pyrus ussuriensis	flood	6
Quercus falcata	flood	80
Quercus macrocarpa	flood	119
Quercus rubra	flood	79
Rhizophora mucronata	flood	64
Salix discolor	anoxic soln.	7
	flood	6
Salix nigra	flood	79
Simmondsia chinensis	Soil O ₂ + heat	112, 113
Sorghum bicolor	flood	72
Tectona grandis	flood	74
Theobroma cacao	flood	101
Triticum aestivum	Soil O ₂ + heat	111, 112, 113
Ulmus americana	flood	67, 79
Vaccinium ashei	flood	25
Vaccinium corymbosum	flood	1, 24
Zea mays	anoxic soln.	96, 126

trolled soil atmospheres to elicit various physiological, nutritional, and pathological responses seen with flooding (Stolzy and Sojka 1984). Sojka et al. (1975) measured increased R_L when soil oxygen was excluded from roots of wheat (*Triticum aestivum*) grown at optimal water and nutritional levels. This finding confirmed that during flooding, the physiological and metabolic processes ultimately resulting in stomatal closure were linked to inadequate oxygen diffusion to living roots.

Increased R_L associated with poor soil aeration has been documented for at least 58 species (Table 1). Though beyond the scope of this paper, it is important to note that many papers that did not monitor R_L per se have instead reported such closely related variables as apparent photosynthesis, transpiration, water use, and leaf CO₂ absorption in relation to rhizosphere flooding and hypoxia (e.g., Phung and Knipling 1976; Coutts 1981; Pezeshki et al. 1989). Table 1 reveals that most studies utilized flooding of roots in soil as the method of oxygen exclusion. Many flooding studies documented the soil oxygen diffusion rate (ODR) or redox potential (E_h) of the root zone.

Flooding is the most common field soil hypoxic syndrome, but its effect on plant oxygen relationships is confounded by interactions of non-oxygen factors in the flooded environment (e.g., by nutrient losses, diseases, nematodes, trace-gas, and toxin generation). Further efforts

to separate oxygen effects on R_L from the complex flooding syndrome are warranted. Indeed in the few instances where several oxygen exclusion techniques have been compared factorially, plant responses have not always been uniform among modes of hypoxia. A few studies imposing hypoxic regimes or flooding have reported neutral or reverse stomatal responses (Harrington 1987; Osundina and Osonubi 1989; Pezeshki et al. 1990; Javier 1985; Thornton and Wample 1980). It was not always clear why these inconsistent results occurred although intrinsic species adaptation to hypoxia, gradual exposure allowing acclimation, exposure brevity, or un-depleted oxygen regimes may have been factors in some instances.

RELATING R_L TO SOIL OXYGEN

Various parameters, including flood duration, soil gas composition and/or concentration, and soil porosity have provided reasonably good qualitative indices of plant disposition toward stomatal closure. These parameters have provided useful diagnostic criteria of anoxia, particularly for interpreting stomatal time-course response data. Using the equation form $R_L = a(\text{ODR})^b$, where a and b are empirical coefficients, soil ODR has been the only aeration index capable of *quantitatively* predicting diffusive resistance (Sojka and Stolzy 1980; Sojka 1985).

Basing R_i prediction on ODR as the environmental descriptor ties a dynamic response of oxygen-consuming plants to an indicator of oxygen supply-rate (Stolzy and Sojka 1984). The desirability of relating respiration-linked plant responses to rate factors rather than capacity or intensity factors is well known. This approach accounts for response lags associated with dis-

solved oxygen depletion from flooded soil. A field study showed that 48 h of inundation were required before enough oxygen was removed by plant and microorganism respiration to lower soil ODR to the stomatal closure threshold for soybean (Oosterhuis et al. 1990a and b).

Using ODR also allows for response variations to a given soil-oxygen regime (Fig. 1.) resulting

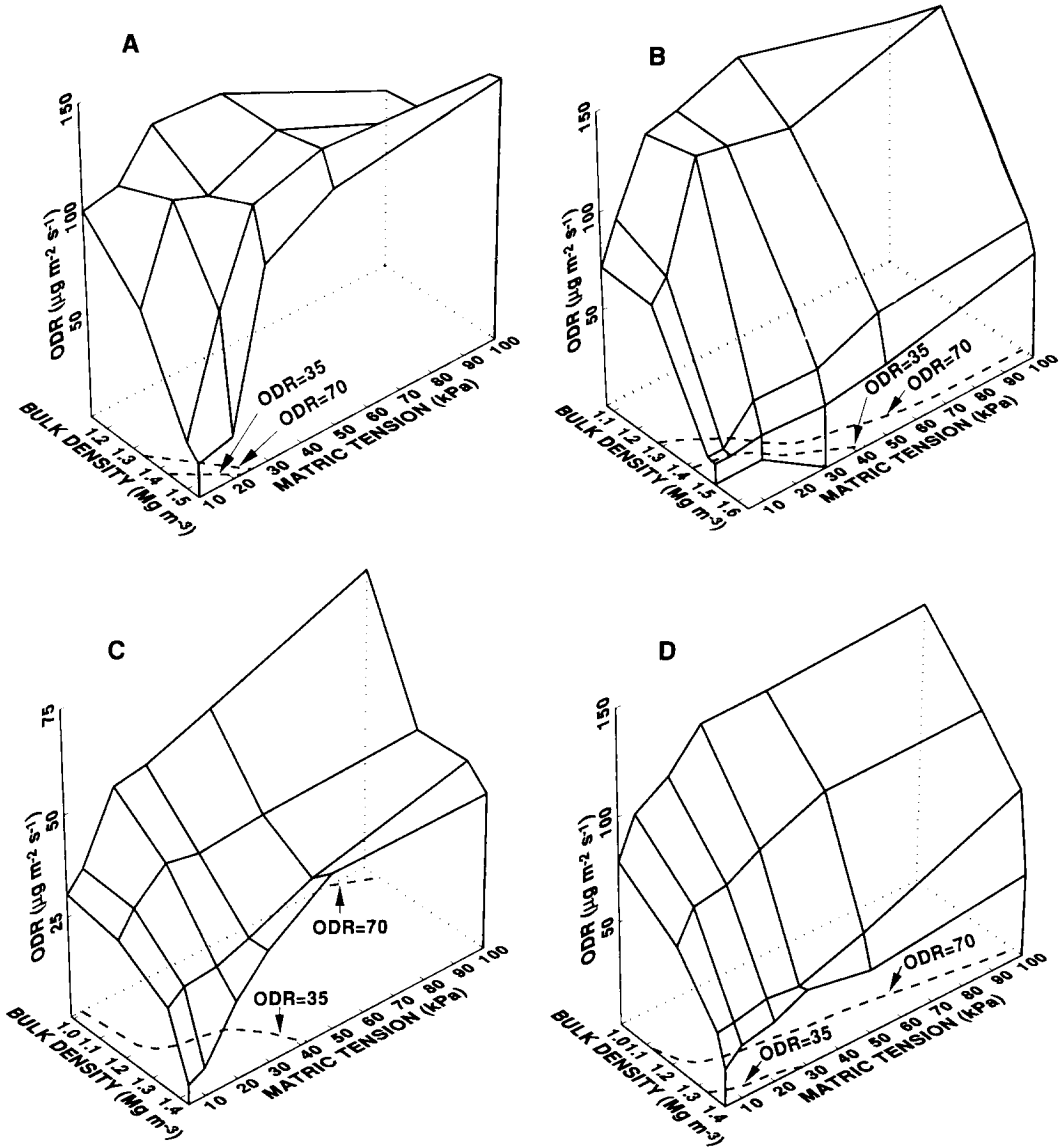


FIG. 1. Co-dependence of soil oxygen diffusion rate (ODR) on bulk density and matric tension for four soils, described originally as (a) brown soil formed from loess, (b) black earth formed from loam, (c) very heavy alluvial soil, and (d) chernozem rendzima. Dotted 35 and 70 ODR lines are flat cartesian projections of the specified rate contours, whereas complete relationships over the measured range are presented as response surfaces (adapted from Stepniewski 1980).

from the combined influence of oxygen concentration, porosity, and water content (Agnew and Carrow 1985a; Asady and Smucker 1989; Birkle et al. 1962; Holder and Cary 1984; Wilson et al. 1985; Stepniewski 1980). With increased soil temperature, ODR also accounts reasonably well for oxygen's decreased solubility in water and increased diffusion coefficients in rhizosphere water and gas components. However, as Luxmoore and Stolzy (1972) demonstrated (Fig. 2), these combined and opposing physical effects are outpaced by the change in metabolic demand for oxygen with increasing temperature.

Sojka and Stolzy (1980) combined R_L responses to a range of ODR's generated from various soil temperature \times oxygen concentration combinations to describe a single $R_L \times$ ODR relationship in wheat. But using data of Reyes-Manzanares (1975) for sunflower (*Helianthus annuus*) and jojoba (*Simmondsia chinensis*), each soil temperature gave a separate $R_L \times$ ODR relationship showing greater baseline stomatal closure for each progressively higher temperature (Fig 3). Similar temperature-shifted responses have been reported by Grossnickle (1987) for Spruce (*Picea sp.*) and by Donovan et al. (1989) for bald cypress (*Taxodium disticum*) and water tupelo (*Nyssa aquatica*). Using data of Owen-Bartlett (1977), Sojka and Stolzy

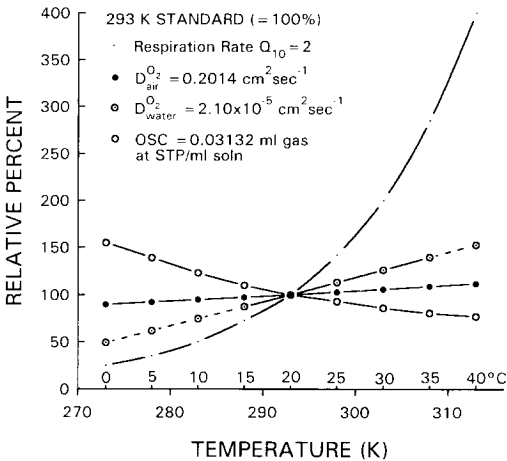


FIG. 2. Relative temperature-related changes in diffusion corn root respiration rate (assuming respiration rate doubles for each 10-K increase, i.e., $Q_{10} = 2$), diffusion coefficient (D) of O_2 in air, and in water, and O_2 solubility coefficient in water (adapted from Luxmoore and Stolzy 1972).

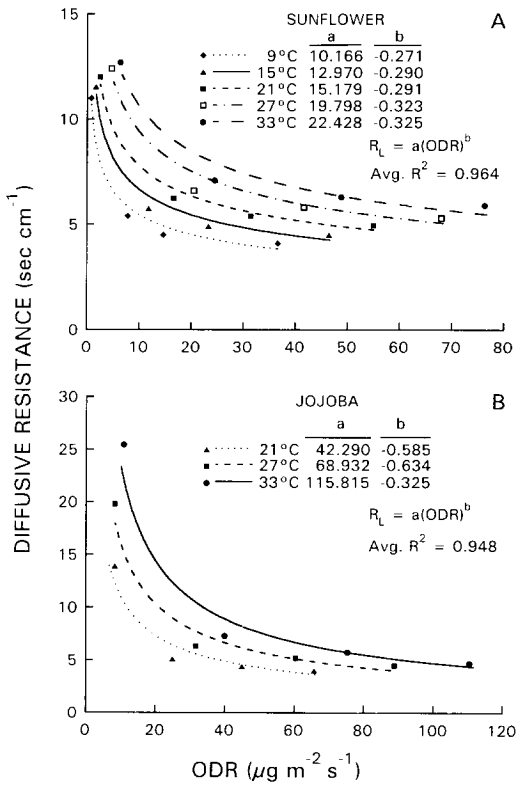


FIG. 3. Temperature dependence of the leaf diffusive resistance (R_L) \times soil oxygen diffusion rate (ODR) relationship for (a) sunflower and (b) jojoba (adapted from Sojka and Stolzy (1980).

(1980) also found that plant age affected the relationship in cotton (*Gossypium sp.*).

During prolonged soil anoxia or flooding the $R_L \times$ ODR relationship eventually changes, probably because of shifts to anaerobic metabolic pathways, resulting in hormonal imbalances and morphological adaptations. Gradual recovery of R_L over prolonged flooding episodes is a common observation (Fig. 4). In the case of agronomic and horticultural crops, however, conditioning seldom occurs rapidly enough to avoid catastrophic effects on crop yield and/or quality. Depending on species or cultivar hypoxia tolerance, recovery even after cessation of hypoxic conditions can take weeks and is seldom complete. This situation is made worse by a change in the base relationship between photosynthetic rate and R_L (Fig. 5). Both Oosterhuis et al. (1990a and b) and Vu and Yelenosky (1991) showed that loss of plant photosynthetic capacity was not merely a function of increased

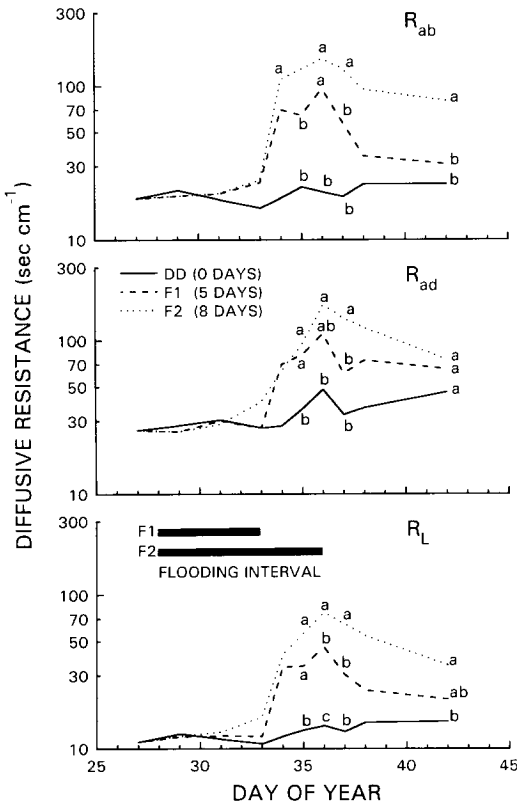


FIG. 4. Time-course of flooding effects on tomato leaf diffusive resistance (R_{ab} = abaxial resistance, R_{ad} = adaxial resistance and R_L = calculated parallel resistance), well drained (DD), 5-day flooded (F1), or 8-day flooded (F2) treatments, where flooding began on day 28. Points with differing letters on a given date in a given figure differ at $P < 0.05$ (adapted from Karlen et al. 1983).

R_L . Instead, a lower photosynthetic rate exists for a given R_L under root hypoxia compared with well aerated soil.

PHYSIOLOGICAL CAUSES

Elevation of R_L by root hypoxia is apparently the result of several interactive mechanisms. The dominance of any given mechanism varies with species, specific environmental conditions, plant growth stage, and duration and nature of hypoxia. Although attention was focussed for many years on a possible role of ethylene (Bradford and Yang 1981; Bradford et al. 1982; Pallas and Kays 1982; Aharoni 1978), and while ancillary hormonal involvement may occur (Munns and King 1988), the single mechanism that now

seems most ubiquitously implicated involves accumulation of abscisic acid (ABA) in leaves during episodes of hypoxic root stress (Bradford 1983b; Jackson and Kowalewska 1983; Jackson and Hall 1987; Jackson et al. 1988; Neuman and Smit 1991; Shaybany and Martin 1977; Smit et al. 1990; Zhang and Davies 1986, 1987). There is, however, uncertainty about whether the ABA always originates in the roots or in the leaves.

During flooding, ABA apparently acts as a hormonal trigger of stomatal response. This is consistent with ABA's effect in other stressed systems (Jones and Mansfield 1972; Hiron and Wright 1973; Wright 1977; Zeevaart and Creelman 1988), particularly those exhibiting lowered plant water potentials. Examination of the studies cited in Table 1, as well as others (Schildwacht 1989; Wadman-van-Schravendijk and van Anel 1985; Zhang and Davies 1986), shows there is no consistent effect of root zone hypoxia on plant water potential, although water potentials are lowered in many instances. Increased production of ABA in root systems may initially contribute to lowering of plant water potentials by reducing root hydraulic conductivity (Markhart et al. 1979).

Aerenchyma formation (or increased root porosity) proceeds as hypoxia initiates less efficient anaerobic metabolic pathways in roots. This shift results in destruction of easily metabolized root cellular components, ultimately creating an interconnected network of gas-filled voids in the roots (Drew 1988). Abscisic acid has been shown to act as an inhibitor of maize root

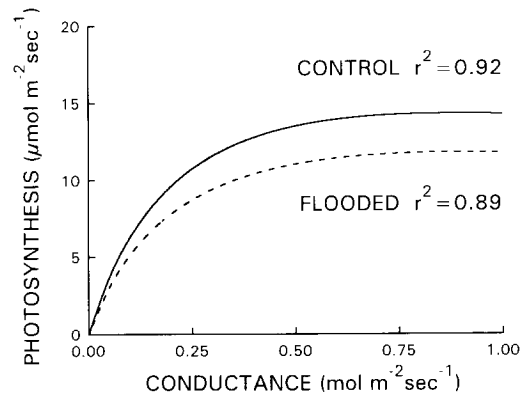


FIG. 5. Difference in the relationship between leaf photosynthetic rate and leaf conductance for flooded vs. non-flooded soybean (adapted from Oosterhuis et al. 1990).

aerenchyma formation (Konings and de Wolf 1984), which may act to prevent complete root destruction through lysigenous air space formation during anaerobic respiration. Adventitious roots, which generally have high root porosity and also help reduce flooding stresses (Javier 1985), originate above the zone of oxygen depletion.

Abscisic acid acts directly on stomatal control by impairing guard cell accumulation and/or retention of potassium ions (Mansfield and Jones 1971) and by causing transient potassium and chloride ion efflux (MacRobbie 1981). The role of ABA accumulation in leaves in response to drought stress has been widely researched (Davies and Zhang 1991). Because of the intimate involvement of potassium in guard cell turgor regulation, it is important to note that extensive reviews of plant nutritional response to hypoxia have shown that leaf, root, and whole plant potassium levels drop rapidly upon hypoxia in nearly all cases (Drew 1988; Sojka and Stolzy 1988). Potassium deficiency alone can impair stomatal opening of maize (Peaslee and Moss 1966) and reduce sugarbeet root system permeability to water (Graham and Ulrich 1972).

Nitrogen deficiency is also common in hypoxic plants, and its nutrition appears linked to stomatal regulation through an effect on ABA levels. Increased endogenous ABA was found at high plant water potentials in N-deficient cotton plants, resulting in greater stomatal sensitivity to stress (Radin and Parker 1979; Radin and Ackerson 1981; Radin 1981; Radin et al. 1982). The effects of nitrogen nutrition on stomata could not be explained by passive linkage to plant water potential. Stomata closed at higher plant water potential with nitrogen deficiency. In another group of cotton experiments, N and K concentrations fell in leaves after flooding (Reicosky et al. 1985a and b; Hocking et al. 1985). The decline in nitrogen levels corresponded to reduced growth and was associated with elevated foliage temperatures and reduced photosynthesis, which both implicate stomatal closure.

RELEVANCE AND APPLICATION

Most of the species in Table 1 are trees or woody herbaceous species, some of which are horticultural crops. One is prompted to ponder why so little attention has been paid to this

phenomenon for field crops. One reason may be that as agriculture has developed worldwide, the best, least flood-prone land was the first land put into food and fiber crops, whereas more flood-prone land has remained forested longer.

Kozlowski (1984) noted that in the U.S., over 10,000 floods have been documented. In Mississippi alone, annual flooding can cover 1.6 million ha. Thus, both flood numbers and extent of flooding may rival the occurrence of serious drought. Localized crop devastation from floods is often associated with storms, many of which go unrecorded as "official" flood events. In addition, poor soil aeration and perched or shallow water tables occur frequently outside the context of meteorological flooding. Fine textured soils, potholes, internal drainage to footslopes, and excess irrigation without adequate draining expand the scope of hypoxia. The experiences of U.S. cornbelt farmers in the Spring of 1991 bore witness to the calamitous consequences of hypoxic stresses and the lack of adequate strategies for dealing with them. Where the previous year's summer-long droughts had substantially reduced yields gradually over months, a week or 10 days of flooding in the spring of 1991 resulted in crop failure for extensive areas.

Box (1986) demonstrated that prolonged periods of ODR sufficiently low to cause stomatal closure in wheat is a common occurrence in the wheat double-cropping region of the southeastern U.S. and may be a major factor contributing to the region's depressed yields. Scott et al. (1989) demonstrated increased yield-loss susceptibility to flooding in field-grown soybean stressed for fixed durations at progressively more mature plant growth stages.

As Fig. 4 demonstrates, stomatal recovery from hypoxia is usually slow and incomplete. Flooding episodes represent significant periods with little or no net photosynthetic gain and are often associated with necrotic root pruning and permanent root impairment, disease, or foliar necrosis, leaving crops susceptible to damage from subsequent stresses. Stomatal responses are ultimately reflected in yield and/or quality reductions.

A conceptual comparison of the effects on yield potential of flooding vs. drought stress is proposed in Fig. 6. Hypoxic stress can often impact crop yield potential more perniciously than drought stress. Drought-stressed crops usually accrue a slow linear reduction in yield po-

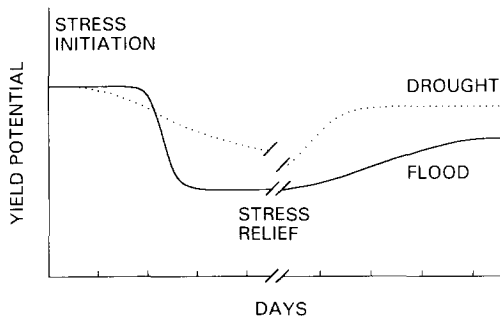


FIG. 6. Conceptual comparison of stress accumulation and stress relief effects on yield potential for flooding stress vs. drought stress.

tential over the stress episode. If the crop is not strongly determinate and if stress does not occur at a critical growth stage, substantial recovery of yield potential may result when water is again available. Contrastingly, hypoxic stress, after a brief lag associated with rhizosphere oxygen depletion, usually results in rapid sharp reduction of yield potential, generally with only gradual and poor recovery of yield potential upon reintroduction of oxygen into the root zone.

Stomatal closure and recovery patterns under hypoxia deserve greater attention in dynamic crop modeling. Even the limited existing data from field crops reviewed in this paper provide significant insight. Critical model components should include response lags associated with initial profile oxygen depletion, loss of photosynthetic capacity, reduced root metabolic efficiency, duration of hypoxia, root temperature, plant age and growth stage effects, and gradual recovery to near-normal functioning.

Interactions of these factors impinge on a number of critical questions. The extent to which onset of stomatal dysfunction during soil hypoxia affects the temperature of well watered canopies as a function of ambient vapor pressure deficit has not been documented. Documentation of these effects may prove challenging because of the lack of correlation that is often found between plant water potential and R_L during hypoxic episodes (Bradford 1983a; Bradford and Hsiao 1982; Davies et al. 1987; Everard and Drew 1989; Neuman and Smit 1991; Sojka and Stolzy 1980). These relationships may be affected by confounding hormonal controls of stomatal movement, alteration of nutrient fluxes to and from guard cells, or even diffusion

of elevated levels of CO_2 through roots of flooded plants to leaves, affecting stomatal performance.

Stomatal measurements in field crop management studies targeting potentially hypoxic soil environments might provide a sensitive indicator of stress. Preliminary studies may be required to determine the extent to which problems surrounding measurements of R_L (Idso et al. 1988, 1989; Monteith 1990) are diminished or exacerbated with stomatal closure in response to stimuli other than drought. Stomatal monitoring could provide an excellent physiological diagnoses of occurrence, severity, and duration of oxygen stress episodes.

As in dealing with all other environmental stresses, breeding for resistant crops would probably provide a potent problem solution. Measurement of leaf diffusive resistance or its reciprocal, leaf conductance, in controlled hypoxic environments provides sensitive comparisons of species stress resistance; conceivably, this approach could be used for cultivar comparisons as well. In this vein, research is warranted to determine the degree of correlation between root aerenchyma formation and recovery of stomatal function.

ACKNOWLEDGMENTS

The author thanks Dr. R. D. Lentz, Mr. Glen Shewmaker, and Mr. James Foerster for assistance in developing the figures presented in this paper.

REFERENCES

1. Abbott, J. D., and R. E. Gough. 1987. Growth and survival of the highbush blueberry in response to root zone flooding. *J. Am. Soc. Hortic. Sci.* 112:603-608.
2. Agnew, M. L., and R. N. Carrow. 1985a. Soil compaction and Moisture stress preconditioning in Kentucky bluegrass. I. Soil aeration, water use, and root responses. *Agron. J.* 77: 872-878.
3. Agnew, M. L., and R. N. Carrow. 1985b. Soil compaction and Moisture stress preconditioning in Kentucky Bluegrass. II. Stomatal resistance, leaf water potential, and canopy temperature. *Agron. J.* 77:878-884.
4. Aharoni, N. 1978. Relationship between leaf water status and endogenous ethylene in detached leaves. *Plant Physiol.* 61:658-662.
5. Andersen, P. C., P. B. Lombard and M. N. Westwood. 1984a. Effect of root anaerobiosis on the water relations of several *Pyrus species*. *Physiol. Plant.* 62:245-252.
6. Andersen, P. C., P. B. Lombard, and M. N. Westwood. 1984b. Leaf conductance, growth,

- and survival of willow and deciduous fruit tree species under flooded soil conditions. *J. Am. Soc. Hortic. Sci.* 109:132-138.
7. Andersen, P. C., J. M. Montano, and P. B. Lombard. 1985. Root anaerobiosis, root respiration, and leaf conductance of peach, willow, quince, and several pear species. *HortScience*. 20: 248-250.
 8. Arthur, J. J., I. A. Leone, and F. B. Flower. 1981. Flooding and landfill gas effects on red and sugar maples. *J. Environ. Qual.* 10:431-433.
 9. Asady, G. H., and A. J. M. Smucker. 1989. Compaction and root modifications of soil aeration. *Soil Sci. Soc. Am. J.* 53:251-254.
 10. Basiouny, F. M. 1977. Response of peach seedlings to water stress and saturation conditions. *Proc. Fl. State Hortic. Soc.* 90:261-263.
 11. Birkle, D. E., J. Letey, L. H. Stolzy, and T. E. Szuszkiewicz. 1962. Measurement of oxygen diffusion rates with the platinum microelectrode: II. Factors influencing the measurement. *Hilgardia*. 35:555-566.
 12. Blake, T. J., and D. M. Reid. 1981. Ethylene, water relations and tolerance to waterlogging of three *Eucalyptus* species. *Aust. J. Plant Physiol.* 8:497-505.
 13. Boussignault, J., and A. Lewy. 1853. The composition of air in the cultivated soil. *Ann. Chim. Phys. Serie 3*, 37, 5.
 14. Box, J. L. 1986. Winter wheat grain yield responses to soil oxygen diffusion rates. *Crop Sci.* 26:355-361.
 15. Bradford, K. J. 1982. Regulation of shoot responses to root stress by ethylene, abscisic acid, and cytokinin. *In Plant growth substances*. P. F. Waring (ed.). Academic Press, London, pp. 599-608.
 16. Bradford, K. J. 1983a. Effects of soil flooding on leaf gas exchange of tomato plants. *Plant Physiol.* 73:475-479.
 17. Bradford, K. J. 1983b. Involvement of plant growth substances in the alteration of leaf gas exchange of flooded tomato plants. *Plant Physiol.* 73:480-483.
 18. Bradford, K. J., and T. C. Hsiao. 1982. Stomatal behavior and water relations of waterlogged tomato plants. *Plant Physiol.* 70:1508-1513.
 19. Bradford, K. J., T. C. Hsiao, and S. F. Yang. 1982. Inhibition of ethylene synthesis in tomato plants subjected to anaerobic root stress. *Plant Physiol.* 70:1503-1507.
 20. Bradford, K. J., and S. F. Yang. 1981. Physiological responses of plants to waterlogging. *HortScience*. 16:25-30.
 21. Childers, N. E. and D. G. White. 1942. Influence of submersion of the roots on transpiration, apparent photosynthesis, and respiration of young apple trees. *Plant Physiol.* 17:603-618.
 22. Clements, F. E. 1921. Aeration and air content. The role of oxygen in root activity. Carnegie Inst., Washington. Publication 315.
 23. Coutts, M. P. 1981. Effects of waterlogging on water relations of actively-growing and dormant sitka spruce seedlings. *Ann. Bot.* 47: 747-753.
 24. Davies, F. S., and J. A. Flore. 1986a. Flooding, gas exchange and hydraulic root conductivity of highbush blueberry. *Physiol. Plant.* 67: 545-551.
 25. Davies, F. S., and J. A. Flore. 1986b. Short-term flooding effects on gas exchange and quantum yield of rabbiteye blueberry (*Vaccinium ashei* Reade). *Plant Physiol.* 81:289-292.
 26. Davies, W. J., J. C. Metcalf, U. Schurr, G. Taylor, and J. Zhang. 1987. Hormones as chemical signals involved in root to shoot communication of effects of changes in the soil environment. *In Hormone action in plant development, a critical appraisal*. G. V. Hoard, J. R. Lenton, M. B. Jackson, and R. K. Atkin (eds.). Butterworth and Co., Ltd., London, pp. 201-216.
 27. Davies, W. J., and J. Zhang. 1991. Root signals and the regulation of growth and development of plants in drying soil. *Annu. Rev. Plant Physiol. Plant Mol. Biol.* 42:55-76.
 28. Donovan, L. A., N. J. Stumpff, and K. W. McLeod. 1989. Thermal flooding injury of woody swamp seedlings. *J. Therm. Biol.* 14:147-154.
 29. Drew, M. C. 1988. Effects of flooding and oxygen deficiency on plant mineral nutrition. *In Advances in Plant Nutrition*, Vol. III. B. Tinker and A. Lauchli (eds.). Praeger Publishers, New York, pp. 115-159.
 30. Dugger, W. M., and I. P. Ting. 1970. Air pollution oxidants—Their effects on metabolic processes in plants. *Annu. Rev. Plant Physiol.* 21: 215-234.
 31. Everard, J. D., and M. C. Drew. 1989. Water relations of sunflower (*Helianthus annuus*) shoots during exposure of the root system to oxygen deficiency. *J. Exp. Bot.* 40:1255-1264.
 32. Graham, R. D., and Ulrich, A. 1972. Potassium deficiency-induced changes in stomatal behavior, leaf water potentials, and root system permeability in *Beta vulgaris* L. *Plant Physiol.* 49:105-109.
 33. Grossnickle, S. C. 1987. Influence of flooding and soil temperature on the water relations and morphological development of cold-stored black spruce and white spruce seedlings. *Can. J. For. Res.* 17:821-828.
 34. Guy, R. D., and R. L. Wample. 1984. Stable carbon isotope ratios of flooded and non-flooded sunflowers (*Helianthus annuus*). *Can. J. Bot.* 62:1770-1774.
 35. Harrington, C. A. 1987. Responses of red alder and black cottonwood seedlings to flooding. *Physiol. Plant.* 69:35-38.
 36. Hiron, R. W. P., and S. T. C. Wright. 1973. The role of endogenous abscisic acid in the response of plants to stress. *J. Exp. Bot.* 24: 769-781.
 37. Hocking, P. J., D. C. Reicosky, and W. S. Meyer. 1985. Nitrogen status of cotton subjected to two short term periods of water-logging of varying severity using a sloping plot water-table facility. *Plant Soil.* 87:375-391.
 38. Holder, C. B., and J. W. Cary. 1984. Soil oxygen and moisture in relation to russet Burbank

- potato yield and quality. *Am. Potato J.* 61: 67-75.
39. Idso, S. B., S. G. Allen, B. A. Kimball, and B. J. Choudhury. 1988. Problems with porometry: Measuring stomatal conductances of potentially transpiring plants. *Agric. For. Meteorol.* 43:49-58.
 40. Idso, S. B., S. G. Allen, B. A. Kimball, and B. J. Choudhury. 1989. Problems with porometry: Measuring net photosynthesis by leaf chamber techniques. *Agron. J.* 81:475-479.
 41. Jackson, M. B., and K. C. Hall. 1987. Early stomatal closure in waterlogged pea plants is mediated by abscisic acid in the absence of foliar water deficits. *Plant Cell Environ.* 10: 121-130.
 42. Jackson, M. B., and A. K. B. Kowalewska. 1983. Positive and negative messages from roots induce foliar desiccation and stomatal closure in flooded pea plants. *J. Exp. Bot.* 34:493-506.
 43. Jackson, M. B., S. F. Young, and K. C. Hall. 1988. Are roots a source of abscisic acid for the shoots of flooded pea plants? *J. Exp. Bot.* 39: 1631-1637.
 44. Javier, R. R. 1985. Effects of adventitious root removal on the growth of flooded tropical pasture legumes *Macroptilium lathyroides* and *Vigna luteola*. *Ann. Trop. Res.* 7:12-20.
 45. Jones, R. J., and T. A. Mansfield. 1972. Effects of Abscisic acid and its esters on stomatal aperture and the transpiration ratio. *Physiol. Plant.* 26:321-327.
 46. Karlen, D. L., R. E. Sojka, and M. L. Robbins. 1983. Influence of excess soil-water and N rates on leaf diffusive resistance and storage quality of tomato fruit. *Commun. Soil Sci. Plant Anal.* 14:699-708.
 47. Konings, H., and A. de Wolf. 1984. Promotion and inhibition by plant growth regulators of aerenchyma formation in seedling roots of *Zea mays*. *Physiol. Plant.* 60:309-314.
 48. Kozłowski, T. T. 1984. Extent, causes, and impacts of flooding. In *Flooding and Plant Growth*. T. T. Kozłowski (ed.). Academic Press, New York, pp. 1-6.
 49. Kozłowski, T. T., and S. G. Pallardy. 1979. Stomatal responses of *Fraxinus pennsylvanica* seedlings during and after flooding. *Physiol. Plant.* 46:155-158.
 50. Kramer, P. J., and W. T. Jackson. 1954. Causes of injury to flooded tobacco plants. *Plant. Physiol.* 29:241-245.
 51. Kriedmann, P. E., R. Sands, and R. Foster. 1983. Salt tolerance and root-zone aeration in *Helianthus annuus* (L.)—Growth and stomatal response to solute uptake. In *Effects of stress on photosynthesis*. Martinus Nijhoff/Dr. W. Junk Publishers, The Hague, Netherlands, pp. 313-324.
 52. Kriedmann, P. E., and R. Sands. 1984. Salt resistance and adaptation to root-zone hypoxia in sunflower. *Aust. J. Plant Physiol.* 11: 287-301.
 53. Lopez, M. V., and D. A. del Rosario. 1983. Performance of tomatoes (*Lycopersicon lycopersicum* (L.) Karsten) under waterlogged condition. *Philipp. J. Crop Sci.* 8:75-80.
 54. Luxmoore, R. J., and L. H. Stolzy. 1972. Oxygen diffusion in the soil-plant system V. Oxygen concentration and temperature effects on oxygen relations predicted for maize roots. *Agron. J.* 64:720-725.
 55. MacRobbie, E. A. C. 1981. Effects of ABA in isolated guard cells of *Commelina communis* L. *J. Exp. Bot.* 32:563-572.
 56. Mansfield, T. A., and R. J. Jones. 1971. Effects of abscisic acid on potassium uptake and starch content of stomatal guard cells. *Planta.* 101:147-158.
 57. Markhart, A. H. III, E. L. Fiscus, A. W. Naylor, and P. J. Kramer. 1979. Effect of abscisic acid on root hydraulic conductivity. *Plant Physiol.* 64:611-614.
 58. Meek, B. D., E. C. Owen-Bartlett, L. H. Stolzy, and C. K. Labanauskas. 1980. Cotton yield and nutrient uptake in relation to water table depth. *Soil Sci. Soc. Am. J.* 44:301-305.
 59. Moldau, H. 1973. Effects of various water regimes on stomatal and mesophyll conductances of bean leaves. *Photosynthetica* 7:1-7.
 60. Monteith, J. L. 1990. Porometry and baseline analysis: The case for compatibility. *Agric. For. Meteorol.* 49:155-157.
 61. Munns, R., and R. W. King. 1988. Abscisic acid is not the only stomatal inhibitor in the transpiration stream of wheat plants. *Plant Physiol.* 88:703-708.
 62. Musgrave, M. E., A. G. Hopkins, Jr., and C. J. Daugherty. 1991. Oxygen insensitivity of photosynthesis by waterlogged *Apios americana*. *Environ. Exp. Bot.* 31:117-124.
 63. Naidoo, G. 1983. Effects of flooding on leaf water potential and stomatal resistance in *Bruguiera Gymnorhiza* (L.) Lam. *New Phytol.* 93: 369-376.
 64. Naidoo, G. 1985. Effects of waterlogging and salinity on plant-water relations and on the accumulation of solutes in three mangrove species. *Aquat. Bot.* 22:133-143.
 65. Neuman, D. S., S. B. Rood, and B. A. Smit. 1990. Does cytokinin transport from root-to-shoot in the xylem sap regulate leaf responses to root hypoxia? *J. Exp. Bot.* 41:1325-1333.
 66. Neuman, D. S., and B. A. Smit. 1991. The influence of leaf water status and ABA on leaf growth and stomata of *Phaseolus* seedlings with hypoxic roots. *J. Exp. Bot.* 42: 1499-1506.
 67. Newsome, R. D., T. T. Kozłowski, and Z. C. Tang. 1982. Responses of *Ulmus americana* seedlings to flooding of soil. *Can. J. Bot.* 60: 1688-1695.
 68. Norby, R. J., and T. T. Kozłowski. 1983. Flooding and SO₂ stress interaction in *Betula papyrifera* and *B. nigra* seedlings. *For. Sci.* 29:739-750.
 69. Olien, W. C. 1989. Seasonal soil waterlogging influences water relations and leaf nutrient content of bearing apple trees. *J. Am. Soc. Hortic. Sci.* 114:537-542.
 70. Oosterhuis, D. M., H. D. Scott, R. E. Hampton,

- and S. D. Wullschleger. 1990a. Physiological responses of two soybean (*Glycine max* (L.) Merr) cultivars to short-term flooding. *Environ. Exp. Bot.* 30:85-92.
71. Oosterhuis, D. M., H. D. Scott, S. D. Wullschleger, and R. E. Hampton. 1990b. Photosynthetic and yield responses of two soybean cultivars to flooding. *Ark. Farm Res.* 39:11.
 72. Orchard, P. W., R. S. Jessop, and H. B. So. 1986. The response of sorghum and sunflower to short-term waterlogging. *Plant Soil.* 91: 87-100.
 73. Osonubi, O., F. E. Fasehun, and I. O. Fasidi. 1985. The influence of soil drought and partial waterlogging on water relations on *Gmelina arborea* seedlings. *Oecologia.* 66:126-131.
 74. Osonubi, O., and M. A. Osundina. 1987. Stomatal responses of woody seedlings to flooding in relation to nutrient status in leaves. *J. Exp. Bot.* 38:1166-1173.
 75. Osundina, M. A., and O. Osonubi. 1989. Adventitious roots, leaf abscission and nutrient status of flooded *Gmelina* and *Tectona* seedlings. *Tree Physiol.* 5:473-483.
 76. Owen-Bartlett, E. J. 1977. The effect of different oxygen and salinity levels in the rooting media on the growth of cotton (*Gossypium barbadense* and *G. hirsutum* L.). Ph.D. Dissertation, University of California at Riverside. University Microfilms #77-27134, Ann Arbor, MI.
 77. Pallas, J. E. Jr., and S. J. Kays. 1982. Inhibition of photosynthesis by ethylene—A stomatal effect. *Plant Physiol.* 70:598-601.
 78. Peaslee, D. E., and D. N. Moss. 1966. Stomatal conductivities in K-deficient leaves of maize (*Zea mays* L.). *Crop Sci.* 8:427-430.
 79. Pereira, J. S., and T. T. Kozlowski. 1977. Variations among woody angiosperms in response to flooding. *Physiol. Plant.* 41:184-192.
 80. Pezeshki, S. R., and J. L. Chambers. 1985a. Response of cherrybark oak seedlings to short-term flooding. *For. Sci.* 31:760-771.
 81. Pezeshki, S. R., and J. L. Chambers. 1985b. Stomatal and photosynthetic response of sweet gum (*Liquidambar styraciflua*) to flooding. *Can. J. For. Res.* 15:371-375.
 82. Pezeshki, S. R., R. D. DeLaune, and W. H. Patrick, Jr. 1989. Effect of fluctuating rhizosphere redox potential on carbon assimilation of *Spartina alterniflora*. *Oecologia.* 80: 132-135.
 83. Pezeshki, S. R., R. D. DeLaune, and W. H. Patrick, Jr. 1990. Differential response of selected mangroves to soil flooding and salinity: Gas exchange and biomass partitioning. *Can. J. For. Res.* 20:869-874.
 84. Pezeshki, S. R., and F. J. Sundstrom. 1988. Effect of soil anaerobiosis on photosynthesis of *Capsicum annuum* L. *Sci. Hortic.* 35:27-35.
 85. Phung, H. T., and E. B. Knipling. 1976. Photosynthesis and transpiration of citrus seedlings under flooded conditions. *HortScience* 11: 131-133.
 86. Poysa, V. W., C. S. Tan, and J. A. Stone. 1987. Flooding stress and the root development of several tomato genotypes. *HortScience.* 22: 24-26.
 87. Radin, J. W. 1981. Water relations of cotton plants under nitrogen deficiency. IV. Leaf senescence during drought and its relation to stomatal closure. *Physiol. Plant.* 51:145-149.
 88. Radin, J. W., and R. C. Ackerson. 1981. Water relations of cotton plants under nitrogen deficiency. III. Stomatal conductance, photosynthesis, and abscisic acid accumulation during drought. *Plant Physiol.* 67:115-119.
 89. Radin, J. W., and L. L. Parker. 1979. Water relations of cotton plants under nitrogen deficiency. II. Environmental interactions of stomata. *Plant Physiol.* 64:499-501.
 90. Radin, J. W., L. L. Parker, and G. Guinn. 1982. Water relations of cotton plants under nitrogen deficiency. V. Environmental control of abscisic acid accumulation and stomatal sensitivity to abscisic acid. *Plant Physiol.* 70: 1066-1070.
 91. Regehr, D. L., F. A. Bazzaz, and W. R. Boggess. 1975. Photosynthesis, transpiration and leaf conductance of *Populus deltoides* in relation to flooding and drought. *Photosynthetica.* 9: 52-61.
 92. Reicosky, D. C., W. S. Meyer, N. L. Schaefer, and R. D. Sides. 1985a. Cotton responses to short-term waterlogging imposed with a water-table gradient facility. *Agric. Water Manage.* 10:127-143.
 93. Reicosky, D. C., R. C. G. Smith, and W. S. Meyer. 1985b. Foliage temperature as a means of detecting stress of cotton subjected to a short-term water-table gradient. *Agric. For. Meteorol.* 35:193-203.
 94. Reyes-Manzanares, David. 1975. Effects of soil aeration and soil temperature on physiology and nutrition of tomato, sunflower, and jojoba. Ph.D. dissertation, University of California at Riverside. University Microfilms #77-21433, Ann Arbor, MI.
 95. Savé, R., and L. Serrano. 1986. Some physiological and growth responses of kiwi fruit (*Actinidia chinensis*) to flooding. *Physiol. Plant.* 66: 75-78.
 96. Schildwacht, P. M. 1989. Is a decreased water potential after withholding oxygen to roots the cause of the decline of leaf-elongation rates in *Zea mays* L. and *Phaseolus vulgaris* L.? *Planta.* 177:178-184.
 97. Schumacher, T. E., and A. J. M. Smucker. 1987. Ion uptake and respiration of dry bean roots subjected to localized anoxia. *Plant Soil.* 99: 411-422.
 98. Scott, H. D., J. DeAngulo, M. B. Daniels, and L. S. Wood. 1989. Flood duration effects on soybean growth and yield. *Agron. J.* 81:631-636.
 99. Sena Gomes, A. R., and T. T. Kozlowski. 1980a. Growth responses and adaptations of *Fraxinus pennsylvanica* seedlings to flooding. *Plant. Physiol.* 66:267-271.
 100. Sena Gomes, A. R., and T. T. Kozlowski. 1980b. Response of *Melaleuca quinquenervia* seedlings to flooding. *Physiol. Plant.* 49:373-377.

101. Sena Gomes, A. R., and T. T. Kozlowski. 1986. The effects of flooding on water relations and growth of *Theobroma cacao* var. Catongo seedlings. *J. Hortic. Sci.* 61:265-276.
102. Serrano, I., R. Savé, and O. Marfa. 1988. Effects of waterlogging on rooting-capacity of cuttings of *Hydrangea macrophylla* L. *Sci. Hortic.* 36: 119-124.
103. Shaybany, B., and G. C. Martin. 1977. Abscisic acid identification and its quantitation in leaves of Juglans seedlings during waterlogging. *J. Am. Soc. Hortic. Sci.* 102:300-302.
104. Smit, B. A., D. S. Neuman, and M. L. Stachowiak. 1990. Root hypoxia reduces leaf growth—Role of factors in the transpiration stream. *Plant Physiol.* 92:1021-1028.
105. Smit, B., and M. Stachowiak. 1988. Effects of hypoxia and elevated carbon dioxide concentration on water flux through *Populus* roots. *Tree Physiol.* 4:153-165.
106. Smit, B., M. Stachowiak, and E. van Volkenburgh. 1989. Cellular processes limiting leaf growth in plants under hypoxic root stress. *J. Exp. Bot.* 40:89-94.
107. Smith, M. W., and P. L. Ager. 1988. Effects of soil flooding on leaf gas exchange of seedling pecan trees. *HortScience.* 23:370-372.
108. Smith, G. S., J. G. Buwalda, T. G. A. Green, and C. J. Clark. 1989. Effect of oxygen supply and temperature at the root on the physiology of kiwifruit vines. *New Phytol.* 113:431-437.
109. Smith, M. W., F. K. Wazir, and S. W. Akers. 1989. The influence of soil aeration on growth and elemental absorption of greenhouse-grown seedling pecan trees. *Commun. Soil Sci. Plant Anal.* 20:335-344.
110. Sojka, R. E. 1985. Soil oxygen effects on two determinate soybean isolines. *Soil Sci.* 140: 333-343.
111. Sojka, R. E., L. H. Stolzy, and M. R. Kaufmann. 1975. Wheat growth related to rhizosphere temperature and oxygen levels. *Agron. J.* 67: 591-596.
112. Sojka, R. E., and L. H. Stolzy. 1980. Soil-oxygen effects on stomatal response. *Soil Sci.* 130: 350-358.
113. Sojka, R. E., and L. H. Stolzy. 1981. Stomatal response to soil oxygen. *Calif. Agric.* 35: 18-19.
114. Sojka, R. E., and L. H. Stolzy. 1988. Mineral nutrition of oxygen stressed crops and its relation to some physiological responses. In: *Ecology and Management of Wetlands, Vol. I. Ecology of Wetlands*. D. D. Hook (ed.). Croom Helm Ltd., Kent, UK, pp. 429-440.
115. Stepniwski, W. 1980. Oxygen diffusion and strength as related to soil compaction. I. ODR. *Pol. J. Soil Sci.* 13:3-13.
116. Stolzy, L. H., and R. E. Sojka. 1984. Effects of flooding on plant disease. In *Flooding and Plant Growth*. T. T. Kozlowski (ed.). Academic Press, New York, pp. 222-264.
117. Stolzy, L. H., O. C. Taylor, J. Letey, and T. E. Szuszkiewicz. 1961. Influence of soil-oxygen diffusion rates on susceptibility of tomato plants to airborne oxidants. *Soil Sci.* 91: 151-155.
118. Syvertsen, J. P., R. M. Zabolotowicz, and M. L. Smith, Jr. 1983. Soil temperature and flooding effects on two species of citrus. I. Plant Growth and hydraulic conductivity. *Plant Soil.* 72: 3-12.
119. Tang, Z. C., and T. T. Kozlowski. 1982. Some physiological and morphological responses of *Quercus macrocarpa* seedlings to flooding. *Can. J. For. Res.* 12:196-202.
120. Tang, Z. C., and T. T. Kozlowski. 1984. Water relations, ethylene production, and morphological adaptation of *Fraxinus pennsylvanica* seedlings to flooding. *Plant Soil.* 77:183-192.
121. Thornton, R. K., and R. L. Wample. 1980. Changes in sunflower in response to water stress conditions. *Plant Physiol.* 65:(suppl.)7.
122. Tsukahara, H., and T. T. Kozlowski. 1986. Effect of flooding and temperature regime on growth and stomatal resistance of *Betula platyphylla* var. *japonica* seedlings. *Plant Soil.* 92: 103-112.
123. Vu, J. C. V., and G. Yelenosky. 1991. Photosynthetic response of citrus trees to soil flooding. *Physiol. Plant.* 81:7-14.
124. Wadman-van-Schravendijk, H., and O. M. van Andel. 1985. Interdependence of growth, water relations and abscisic acid levels in *Phaseolus vulgaris* during waterlogging. *Physiol. Plant.* 63:215-220.
125. Wazir, F. K., M. W. Smith, and S. W. Akers. 1988. Effects of flooding and soil phosphorous levels on pecan seedlings. *HortScience* 23: 595-597.
126. Wenkert, W., N. R. Fausey, and H. D. Watters. 1981. Flooding responses in *Zea mays* L. *Plant Soil.* 62:351-366.
127. Whitney, J. B. 1942. Effects of the composition of the soil atmosphere on the absorption of water by plants. Ohio State Univ. Abs. Doctoral Dissertation. 38:97-103.
128. Wilson, G. V., B. R. Thiesse, and H. D. Scott. 1985. Relationships among oxygen flux, soil water tension, and aeration porosity in a drying soil profile. *Soil Sci.* 139:30-36.
129. Wright, S. T. C. 1977. The relationship between leaf water potential (Ψ_{leaf}) and the levels of abscisic acid and ethylene in excised wheat leaves. *Planta.* 134:183-189.
130. Zeevaart, J. A., and R. A. Creelman. 1988. Metabolism and physiology of abscisic acid. *Ann. Rev. Plant Physiol. Plant Mol. Biol.* 39: 439-473.
131. Zhang, J., and W. J. Davies. 1986. Chemical and hydraulic influences on the stomata of flooded plants. *J. Exp. Bot.* 37:1479-1491.
132. Zhang, J., and W. J. Davies. 1987. ABA in roots and leaves of flooded pea plants. *J. Exp. Bot.* 38:649-659.