

Lawrence Berkeley National Laboratory

Recent Work

Title

STUDY OF THE AHARONOV-ANANDAN QUANTUM PHASE BY NMR INTERFEROMETRY

Permalink

<https://escholarship.org/uc/item/3n3273k2>

Authors

Suter, D.
Mueller, K.T.
Pines, A.

Publication Date

1987-11-01

c.2



Lawrence Berkeley Laboratory

UNIVERSITY OF CALIFORNIA

Materials & Chemical
Sciences Division

RECEIVED
LAWRENCE
BERKELEY LABORATORY

APR 19 1988

LIBRARY AND
DOCUMENTS SECTION

Submitted to Physical Review Letters


**Study of the Aharonov-Anandan Quantum Phase
by NMR Interferometry**

D. Suter, K.T. Mueller, and A. Pines

November 1987

TWO-WEEK LOAN COPY

*This is a Library Circulating Copy
which may be borrowed for two weeks.*



LBL-24428
c.2

DISCLAIMER

This document was prepared as an account of work sponsored by the United States Government. While this document is believed to contain correct information, neither the United States Government nor any agency thereof, nor the Regents of the University of California, nor any of their employees, makes any warranty, express or implied, or assumes any legal responsibility for the accuracy, completeness, or usefulness of any information, apparatus, product, or process disclosed, or represents that its use would not infringe privately owned rights. Reference herein to any specific commercial product, process, or service by its trade name, trademark, manufacturer, or otherwise, does not necessarily constitute or imply its endorsement, recommendation, or favoring by the United States Government or any agency thereof, or the Regents of the University of California. The views and opinions of authors expressed herein do not necessarily state or reflect those of the United States Government or any agency thereof or the Regents of the University of California.

Study of the Aharonov-Anandan Quantum Phase
by NMR Interferometry^(a)

D. Suter, K.T. Mueller and A. Pines^(b)

Department of Chemistry, University of California, Berkeley, and
Materials and Chemical Sciences Division, Lawrence Berkeley Laboratory,
University of California, Berkeley, California 94720 USA

Abstract

Aharonov and Anandan (AA) have recently reformulated and generalized Berry's phase by showing that a quantum system which evolves through a circuit C in projective Hilbert space acquires a geometrical phase $\beta(C)$ related to the topology of the space and the geometry of the circuit. We present NMR interferometry experiments in a three-level system which demonstrate the AA phase and its topological invariance for different circuits.

PACS numbers 03.65.Bz, 76.60.-k, 42.10.Jd

AAPHASE2

Physical Review Letters, (Received 19 November 1987), in press

Study of the Aharonov-Anandan Quantum Phase
by NMR Interferometry^(a)

D. Suter, K.T. Mueller and A. Pines^(b)

University of California and Lawrence Berkeley Laboratory,
Berkeley, CA 94720, USA

It was shown by Berry in 1984⁽¹⁾ that a nondegenerate quantum state $|\psi(t)\rangle$ of a Hamiltonian $\mathcal{H}(t)$ which varies adiabatically through a circuit C in parameter space acquires, in addition to the 'normal' dynamical phase

$$\gamma_d = -\frac{i}{\hbar} \int \langle \psi(t) | \mathcal{H}(t) | \psi(t) \rangle dt \quad (1)$$

(the generalization of ωt), a phase which is related to the geometry of the circuit. Subsequently, in 1983, Simon⁽²⁾ explained that this geometrical phase could be viewed as a consequence of parallel transport in a curved space appropriate to the quantum system. Much experimental and theoretical work on "Berry's Phase"⁽³⁾ and its connection to the early work of Aharonov and Bohm, and Mead and Truhlar⁽⁴⁾, has since appeared. Recently, three important generalizations of this phase have appeared. In the first, Wilczek and Zee⁽⁵⁾ removed the constraint of nondegenerate states and related the evolution and phases of a degenerate manifold to a non-Abelian gauge. In the second, Berry, as well as Jackiw and coworkers, removed the constraint of adiabaticity in the Hamiltonian

circuit⁽⁶⁾ and developed asymptotic expansions for the evolving (non-cyclic) states and phases.

The third generalization, a fundamental one, which forms the subject of NMR experiments in this Letter and optical experiments in the accompanying Letters by Chiao and coworkers and Bhandari and Samuel⁽⁷⁾, is due to Aharonov and Anandan⁽⁸⁾. They cast the problem in terms of circuits of the quantum system itself, rather than circuits of the Hamiltonian in parameter space. It is clear from recent work that this is, in some sense, a continuous version of the phase discovered by Pancharatnam more than 30 years ago⁽⁹⁾. A simple formulation of the Aharonov-Anandan (AA) phase is as follows: if the density operator $|\psi\rangle\langle\psi|$ for a pure state (generalized to mixed states by superposition) undergoes a cyclic evolution through a circuit C in projective Hilbert (density operator) space $|\psi\rangle\langle\psi| \xrightarrow{C} |\psi\rangle\langle\psi|$, then the quantum state $|\psi\rangle$ acquires a geometrical phase $\beta(C)$ related to the (an)⁽¹⁾holonomy⁽²⁾ associated with parallel transport around the circuit. This phase appears in addition to the dynamical phase γ_d given by (1), where $\mathcal{H}(t)$ may be non-cyclic and non-adiabatic⁽⁸⁾. Thus, we can write:

$$|\psi\rangle \xrightarrow{C} e^{i(\gamma_d + \beta(C))} |\psi\rangle . \quad (2)$$

The importance of the AA formulation is that it applies whether or not the Hamiltonian $\mathcal{H}(t)$ is cyclic or adiabatic - the geometrical phase depends only on the cyclic evolution of the system itself. This establishes a simple connection of the geometrical phase to the

Aharonov-Bohm effect⁽⁴⁾ which does not invoke adiabaticity of the circuit. The Berry phase thereby emerges as a manifestation of the AA geometry in the case of adiabatic evolution. Bouchiat and Gibbons⁽¹⁰⁾ have presented a thorough theoretical analysis of the AA phase for a three level spin-1 system.

As a demonstration of the AA phase, consider the situation depicted in Figure 1, a version of NMR interferometry related to neutron (say) interferometry⁽¹¹⁾. The two level system (TLS) comprising states 2 and 3 can be treated as a fictitious spin-1/2⁽¹²⁾. Time dependent magnetic fields are applied to take the TLS through a circuit. The resultant phase factor associated with state 2 is detected by means of its effect on transition 1-2. Suppose the system begins in thermal equilibrium so that the initial density operator for the three level system is diagonal in the eigenbase of the unperturbed Hamiltonian. The $\pi/2$ pulse applied to the 1-2 transition produces a coherent superposition of the two states whose phase serves as the reference for the subsequent measurement of the geometrical phase. The π pulse refocusses the 1-2 superposition as an echo⁽¹³⁾ of transverse magnetization. This 1-2 echo corresponds to the element ρ_{12} of the density matrix,

$$\rho_{\text{echo}} = \begin{pmatrix} \rho_{11} & \rho_{12} & 0 \\ \rho_{21} & \left(\begin{matrix} \rho^{2-3} \end{matrix} \right) \\ 0 & & \end{pmatrix} \quad (3)$$

and can be observed by means of a phase sensitive detector at

frequency ω_{12} . The submatrix ρ^{2-3} is proportional to $(1+p^{2-3}\cdot\sigma)$, the projected density matrix for the 2-3 TLS, where p^{2-3} is the TLS polarization vector (initially along z) and σ is the vector $(\sigma_x, \sigma_y, \sigma_z)$ of Pauli matrices. Imagine now that p^{2-3} is made to undergo a circuit, that is $p^{2-3} \xrightarrow{C} p^{2-3}$ (and therefore $\rho^{2-3} \xrightarrow{C} \rho^{2-3}$), by means of a perturbation applied selectively to the 2-3 transition. The phase factor acquired by the quantum states does not affect ρ^{2-3} and is therefore unobservable in the TLS⁽¹⁰⁾. However, the phase factor acquired by state 2 does manifest itself in the phase of the 1-2 echo in the element ρ_{12} ($\rho_{12} \xrightarrow{C} \exp(i(\gamma_d + \beta(C)))\rho_{12}$) and is therefore detected by the phase-sensitive detector at frequency ω_{12} .

For the fictitious spin-1/2 TLS, projective Hilbert space corresponds to a 2-sphere and the geometrical phase becomes

$$\beta(C) = m\Omega(C) = \pm\frac{1}{2}\Omega(C) \quad (4)$$

where m is the magnetic quantum number and $\Omega(C)$ is the solid angle subtended by the circuit C at the origin. We add that the π pulse and the echo in the 1-2 transition are not necessary in principle since the phases could be detected in the coherent signal following the $\pi/2$ pulse. In practice, however, the echo is a convenient experimental means of compensating for any extraneous dephasing due to nonuniform magnetic fields and other inhomogeneous broadening mechanisms. We also mention that p^{2-3} need not begin and end along z; it is necessary only that it go through a circuit.

Experiments were performed on the spin-1 manifold of two proton spins-1/2 coupled by magnetic dipolar interactions in the molecule CH_2Cl_2 oriented in a nematic liquid crystal solvent⁽¹⁴⁾. The static magnetic field was 8.4 Tesla and the rotating magnetic fields at frequencies $\omega_{12} = 362.023524$ MHz and $\omega_{23} = 362.019675$ MHz had amplitudes of 1.7 μTesla and 1.3 μTesla , respectively. The system was allowed to reach thermal equilibrium in the magnet and three types of circuits with a range of solid angles $\Omega(C)$ were implemented for the TLS as shown in Figure 2, by applying time dependent phase shifted magnetic fields near ω_{23} ⁽¹⁵⁾. The cone circuits were induced by a magnetic field which was, in the rotating frame, tilted at an angle θ with respect to the z-axis. For the spherical triangles and the slices, rectangular magnetic field pulses were applied perpendicular to the polarization vector. For the spherical triangles the pulses were a $\pi/2$ pulse along $(0, 1, 0)$, a θ pulse along $(0, 0, 1)$, and finally a $\pi/2$ pulse along $(\sin\theta, -\cos\theta, 0)$. Similarly, the slices were generated with a π pulse along $(0, 1, 0)$ followed by another π pulse along $(\sin\theta, -\cos\theta, 0)$. The geometrical phase was determined by measuring the phase relative to a reference phase (γ_d), determined by pure dynamical evolution. For the spherical triangles and the slice circuits the dynamical phase vanished, since in our experiment the applied field was always orthogonal to p^{2-3} , generating parallel transport. For the cone, the dynamical phase was determined via a reference experiment that included only the component of the field parallel to p^{2-3} .

Figure 3 shows some examples of the echoes observed, exhibiting the phase shifts induced by evolution around the slice circuits of Figure 2, with various solid angles. The geometrical phase is given by $\beta(C) = \tan^{-1}(S_y/S_x)$ where S_x and S_y are the integrated amplitudes of the signals in the two detector channels. Figure 4 shows a plot of $\beta(C)$ versus solid angle for all three circuits of Figure 2. It is clear that the geometrical quantum phase is proportional to the solid angle subtended by the circuit. Our results illustrate the invariance of the AA phase to details of the circuit geometry and to the (perhaps non-adiabatic and non-cyclic) Hamiltonian responsible for generating the circuit.

Acknowledgements

Part of this work was done while AP was on sabbatical leave at the Laboratoire de Physique Quantique, Ecole Supérieure de Physique et Chimie, Paris. Professors A.P. Le Grand and P.G. de Gennes are gratefully acknowledged for their invitation and hospitality. We also thank Professors Y. Aharonov, J. Anandan, C. Bouchiat, R.Y. Chiao and R.A. Harris for very helpful discussions. KTM is a National Science Foundation Graduate Fellow. This work is supported by the Director, Office of Energy Research, Office of Basic Energy Sciences, Materials Sciences Division of the U.S. Department of Energy under Contract No. DE-AC03-76SF00098.

Figure Captions

Figure 1): Schematic representation of the NMR interferometry experiment to demonstrate the Aharonov-Anandan (AA) phase. The 2-3 two-level system (TLS) undergoes a circuit C in projective Hilbert space and the phase is determined by means of its effect on the echo produced by the coherent superposition of levels 1 and 2.

Figure 2): Three types of circuits experienced by the polarization p (p^{2-3} in the text) for the TLS of Figure 1 in the 2-3 frame of reference. The solid angles are $\Omega(C) = 2\pi(1-\cos\theta)$ for the cone, $\Omega(C) = \theta$ for the triangle and $\Omega(C) = 2\theta$ for the slice.

Figure 3): Oscilloscope traces of the 1-2 echoes detected in the two orthogonal (x,y) channels of a phase sensitive detector at frequency ω_{12} . In this case, the 2-3 TLS undergoes the slice circuits of Figure 2, with solid angles $\Omega(C)$ equal to 0, $\pi/2$, π and 2π .

Figure 4): Summary of experimentally determined geometrical phase $\beta(C)$ as a function of solid angle $\Omega(C)$ for the three types of circuits in Figure 2. The solid line corresponds to the theoretical (AA) phase.

References

- a) Presented in part at the Theoretical Physics Workshop on Nonintegrable Phases in Dynamical Systems, Minneapolis, 30 September - 2 October 1987, unpublished.
- b) Address correspondence to this author, at the Department of Chemistry, University of California, Berkeley, CA 94720.
- 1) M.V. Berry, Proc. Roy. Soc. Lond. A 392, 45 (1984); M.V. Berry, Nature 326, 277 (1987).
 - 2) B. Simon, Phys. Rev. Lett. 51, 2167 (1983).
 - 3) For example: R.Y. Chiao and Y.-S. Wu, Phys. Rev. Lett. 57, 933 (1986); J.H. Hannay, J. Phys. A, 18, 221 (1985); J. Moody, A. Shapere and F. Wilczek, Phys. Rev. Lett. 56, 893 (1986); T. Bitter and D. Dubbers, Phys. Rev. Lett. 59, 251 (1987); G. Delacretaz, E.R. Grant, R.L. Whetten, L. Wöste and J.W. Zwanziger, Phys. Rev. Lett. 56, 2598 (1986); R. Jackiw, in Comments on Atomic and Molecular Physics, in press (1987); R. Tycko, Phys. Rev. Lett. 58, 2281 (1987); C. Bouchiat, J. de Phys., 48, 1627 (1987); D. Suter, G. Chingas, R.A. Harris and A. Pines, Mol. Phys. 61, 1327 (1987) and references therein.
 - 4) Y. Aharonov and D. Bohm, Phys. Rev. 115, 485 (1959); C.A. Mead and D.G. Truhlar, J. Chem. Phys. 70, 2284 (1979) and references therein.
 - 5) F. Wilczek and A. Zee, Phys. Rev. Lett. 52, 2111 (1984); J. Segert, Ann. Phys. 179, in press (1987); A. Zee, to be published; D. Suter and A. Pines, to be published.
 - 6) M.V. Berry, Proc. Roy. Soc. Lond. A 414, 31 (1987); experiments

have been done by J. Anandan, R.Y. Chiao, G. Chingas, K.M. Ganga, R.A. Harris, H. Jiao, A.S. Landsberg, H. Nathel, A. Pines, D. Suter, to be published; R. Jackiw, presented at the Theoretical Physics Workshop on Nonintegrable Phases in Dynamical Systems, Minneapolis, 30 September - 2 October 1987, MIT preprint CTP 1529, Modern Physics, in press. P. de Sousa Gerbert, MIT preprint CTP 1537, submitted to Nucl. Phys. B.

7) R.Y. Chiao et al, Phys. Rev. Lett., accompanying Letter; presentations of M.V. Berry and R.Y. Chiao at the Theoretical Physics Workshop on Nonintegrable Phases in Dynamical Systems, Minneapolis, 30 September - 2 October 1987, unpublished; R. Bhandari and J. Samuel, Phys. Rev. Lett., accompanying Letter.

8) Y. Aharonov and J. Anandan, Phys. Rev. Lett. 58, 1593 (1987).

9) S. Pancharatnam, Proc. Ind. Acad. Sci. A, 247 (1956); Y. Aharonov and M. Vardi, Phys. Rev. D 21, 2235 (1980); S. Ramaseshan and R. Nityananda, Current Science, India, 55, 1225 (1986); M.V. Berry, J. Mod. Optics 34, 1401 (1987).

10) C. Bouchiat and G.W. Gibbons, J. de Phys., to be published.

11) M.E. Stoll, A.J. Vega and R.W. Vaughan, Phys. Rev. A16, 1521 (1977); H. Hatanaka, T. Terao and T. Hashi, J. Phys. Soc. Jap 39, 825 (1975); D. Suter, A. Pines and M. Mehring, Phys. Rev. Lett. 57, 242 (1986). H. Rauch, A. Zeilinger, G. Badurek, A. Wilfing, W. Bauspiess and U. Bonse, Phys. Lett. 54A, 425 (1975); S.A. Werner, R. Colella, A.W. Overhauser, and C.F. Eagan, Phys. Rev. Lett. 35, 1053 (1975); U. Fano, Rev. Mod. Phys. 55, 855 (1983).

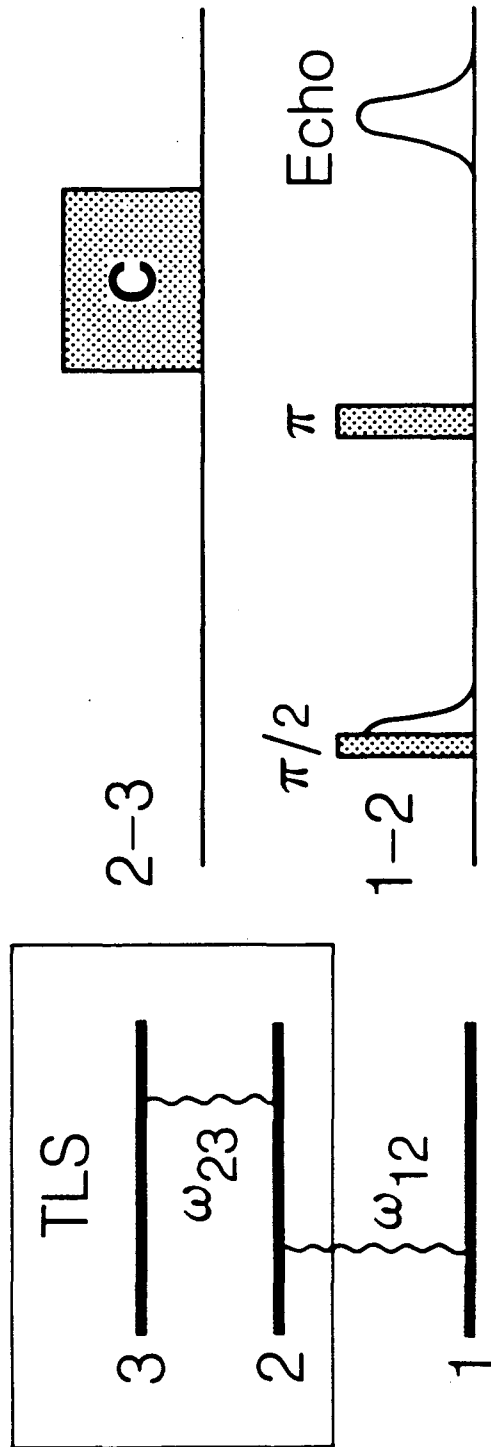
12) R.P. Feynman, F.L. Vernon and R.W. Helwarth, J. Appl. Phys. 28, 49 (1957); M. Mehring, Principles of High Resolution NMR in Solids,

Springer, New York (1983).

13) E.L. Hahn, Phys. Rev. 80, 580 (1950).

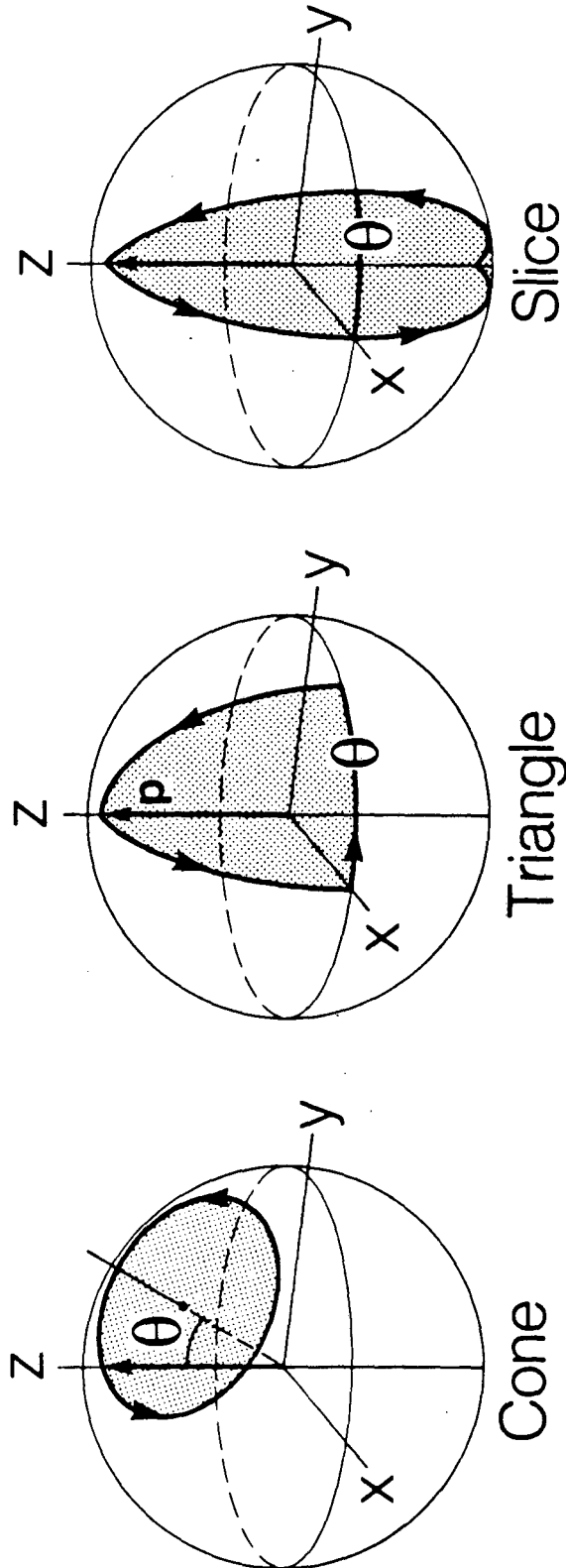
14) A. Pines, Lectures on Pulsed NMR, Proceedings of the 100th Fermi School on Physics, Varenna, 1986, B. Maraviglia Editor, North-Holland, Amsterdam, (1988); J.W. Emsley and J.C. Lindon, NMR Spectroscopy Using Liquid Crystal Solvents, Pergamon Press, Oxford, (1975).

15) S. Vega and A. Pines, J. Chem. Phys. 66, 5624 (1977).



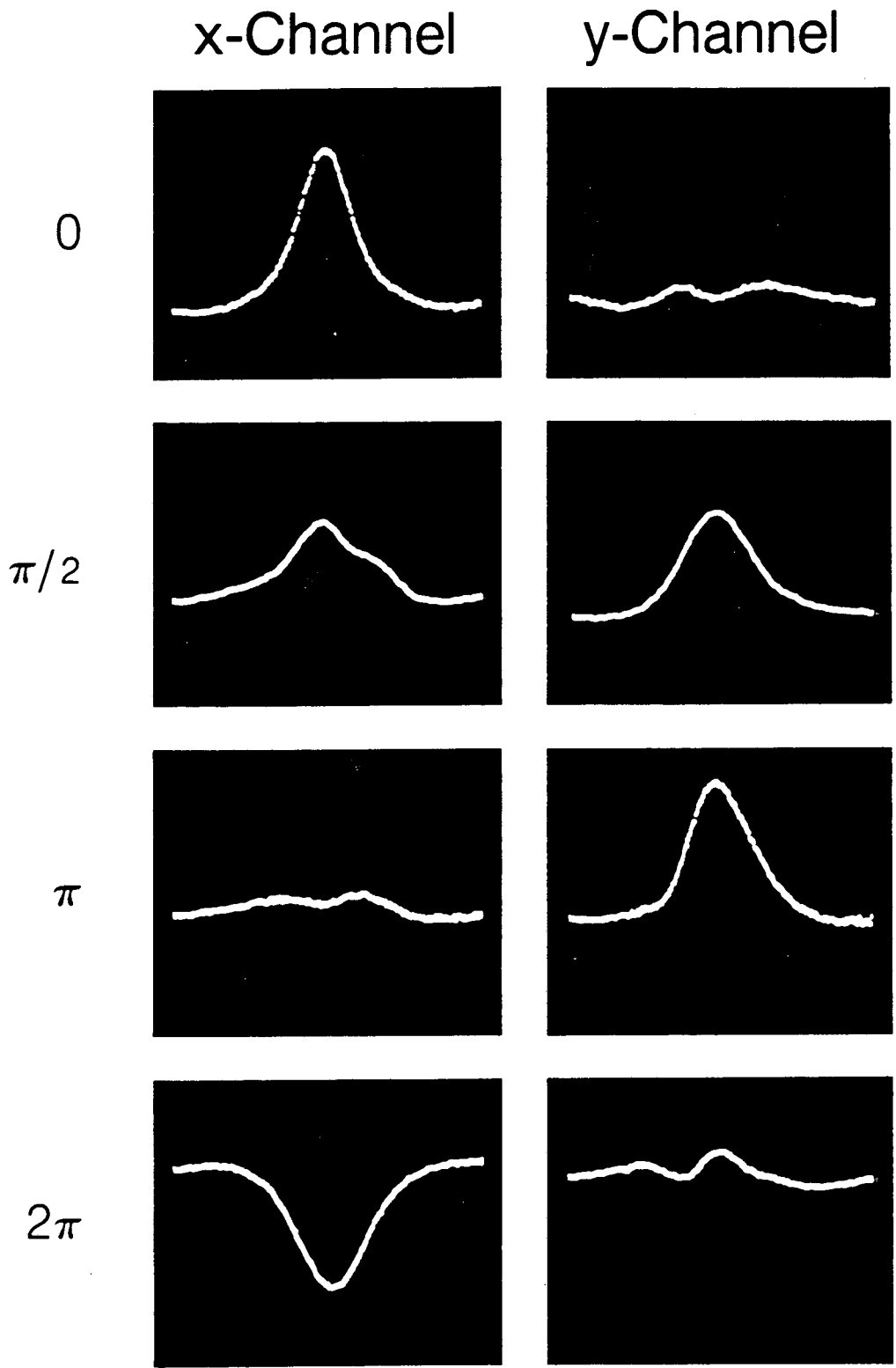
XBL 8711-9093 A

Figure 1)



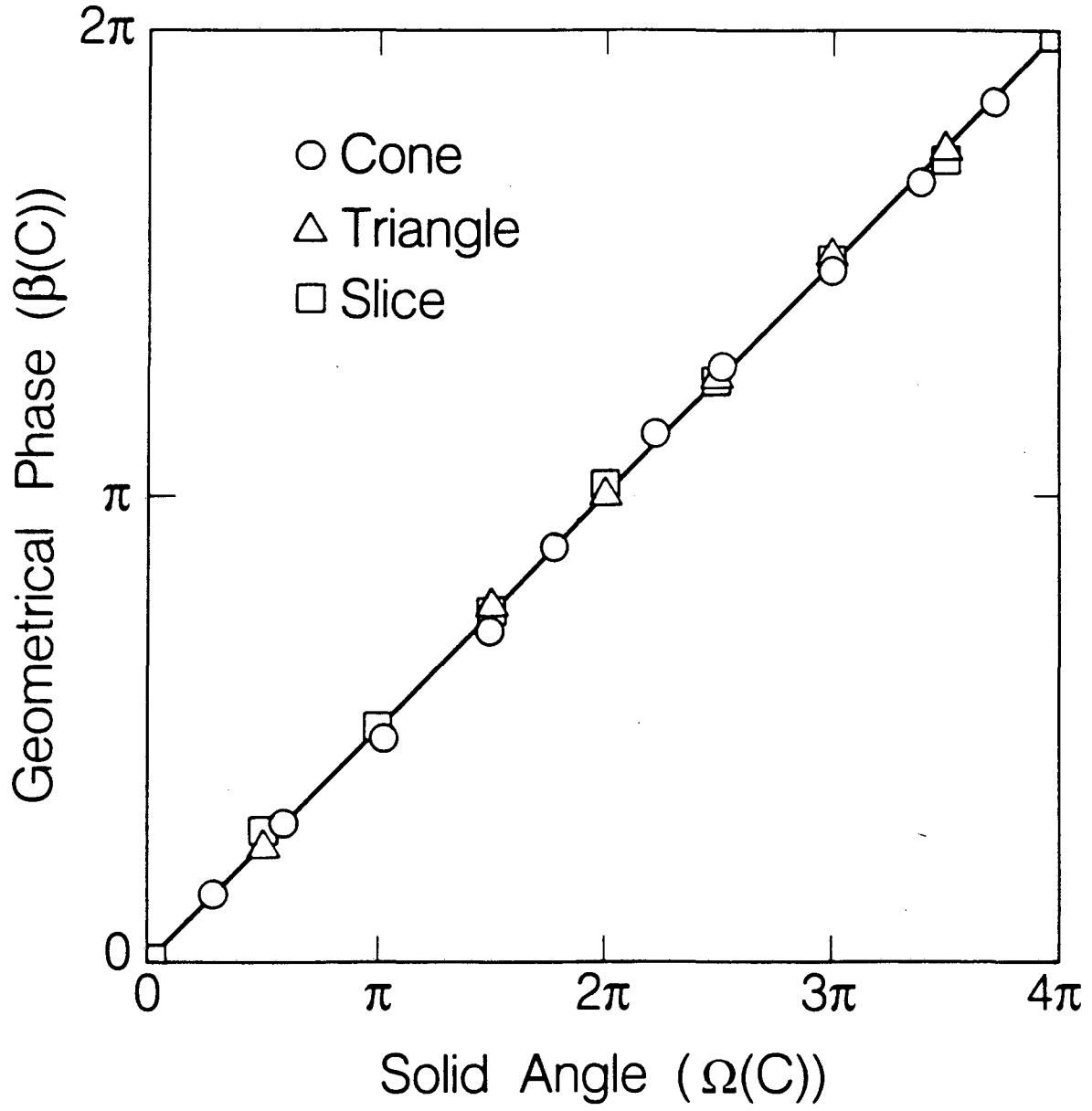
XBL 8711-11295 B

Figure 2)



XBL 8711-4824A

Figure 3)



XBL 8711-9092A

Figure 4)

*LAWRENCE BERKELEY LABORATORY
TECHNICAL INFORMATION DEPARTMENT
UNIVERSITY OF CALIFORNIA
BERKELEY, CALIFORNIA 94720*