



This is the accepted manuscript made available via CHORUS, the article has been published as:

Superconducting Spin Switch with Infinite Magnetoresistance Induced by an Internal Exchange Field

Bin Li, Niklas Roschewsky, Badih A. Assaf, Marius Eich, Marguerite Epstein-Martin, Don Heiman, Markus Münzenberg, and Jagadeesh S. Moodera

Phys. Rev. Lett. **110**, 097001 — Published 25 February 2013

DOI: [10.1103/PhysRevLett.110.097001](https://doi.org/10.1103/PhysRevLett.110.097001)

Superconducting spin switch with infinite magnetoresistance induced by an internal exchange field

Bin Li,^{1,*} Niklas Roschewsky,^{1,2} Badih A. Assaf,³ Marius Eich,¹ Marguerite Epstein-Martin,^{1,4} Donald Heiman,³ Markus Münzenberg,² and Jagadeesh S. Moodera^{1,†}

¹*Francis Bitter Magnet Laboratory, Physics Department,*

Massachusetts Institute of Technology, Cambridge, Massachusetts 02139, USA

²*I. Physikalisches Institut, Georg-August-Universität Göttingen, 37077 Göttingen, Germany*

³*Department of Physics, Northeastern University, Boston, Massachusetts 02115, USA*

⁴*Spencer School, New York, New York 10128, USA*

A theoretical prediction by de Gennes suggested that the resistance in a FI/S/FI (FI: ferromagnetic-insulator; S: superconductor) structure would depend on the magnetization direction of the two FI layers. We report magnetotransport measurement in a EuS/Al/EuS structure, showing that an infinite magnetoresistance can be produced by tuning the internal exchange field at the FI/S interface. This proximity effect at the interface could be suppressed by Al₂O₃ barrier as thin as 0.3 nm, showing the extreme confinement of the interaction to the interface giving rise to the demonstrated phenomena.

PACS numbers: 74.45.+c, 74.62.-c, 75.50.Dd, 73.43.Qt

The proximity effect between a ferromagnetic metal (F) and a superconductor (S) has attracted considerable attention because of the rich physics governing the competition between ferromagnetism and superconductivity [1, 2]. A number of theoretical and experimental works have reported that the T_C of the superconductor in metallic F/S/F as well as F1/F2/S sandwich structures depends on the relative orientation of the magnetization of the two ferromagnetic layers [3–18]. However, the interplay between the superconductivity and the ferromagnetism in a metallic system is complicated, since spin-polarized current flows from the F layer through the S layer. The resistances for parallel (R_P) and antiparallel (R_{AP}) configurations, both normal ($R_P > R_{AP}$) [6, 7, 9, 15] and inverse ($R_P < R_{AP}$) [8, 10, 14] spin switch effects have been reported in this type of metallic system. A more ideal and well-defined system would consist of a ferromagnetic insulator (FI) instead of a ferromagnetic metal. In the FI/S/FI system the proximity effect is limited to the interface, because the wave function of the electron decays in the insulator within an atomic distance [2]. Such a case has been discussed by de Gennes nearly five decades ago [19]. When two ferromagnetic insulators couple through a superconducting layer, the average exchange field seen by a conduction electron is

$$\bar{h} = 2|\Gamma|S(a/d_s)\cos(\theta/2), \quad (1)$$

where $2\Gamma S S_e$ is the exchange coupling, θ is the angle between the magnetization of the two ferromagnetic layers, a and d_s are the lattice constant and thickness of the superconductor, respectively [19]. In the strong exchange field scenario, namely, $h(0) > \frac{\sqrt{2}}{2}\Delta$ (where $h(0)$ represents $h(\theta = 0)$ and Δ is the bulk BCS gap), the system is expected to show zero resistance when the two ferromagnetic layers align antiparallel [$\theta = 180^\circ$], whereas

it would show a finite resistance when they are parallel [$\theta = 0$] [19]. This system was theoretically studied in further detail by Kulić et al., with similar results [20]. It has been shown experimentally that in the Fe₃O₄/In/Fe₃O₄ trilayer structure, the superconducting transition temperature T_C of In depended on the relative magnetization alignment of the two magnetic Fe₃O₄ layers [21]. In this Letter, we report magnetotransport measurements in a FI/S/FI system with europium sulfide (EuS) as the ferromagnetic insulator, which for thick films has a bulk magnetic ordering temperature $T_C \sim 16.6$ K [22–25]. We demonstrate infinite magnetoresistance and well-defined sharp resistance switching between superconducting and normal states by controlling the exchange field at the interface. At zero field in the remanence state of magnetization, two clear resistance states are maintained, creating nonvolatile memory states. Our results clearly confirm de Gennes' prediction, showing that the intrinsic superconductivity is affected through the coupling of two ferromagnetic insulators.

All of our films were deposited on pre-cleaned glass substrates that were processed by an oxygen plasma to further remove organic residue. An Al₂O₃ seed layer with the thickness of 1 nm was first deposited on the glass substrate to facilitate smooth film growth. The substrates were cooled to liquid nitrogen temperature in a thermal deposition system with a base pressure $\sim 2.0 \times 10^{-8}$ Torr. The thin film layer structure was: EuS(1.5)/Al(3.5)/EuS(4)(thickness in nm) (see Fig.1). Different thicknesses were chosen for the two EuS layers to give rise to different coercivities, making it possible to achieve an antiparallel alignment. The Al film thickness was optimized to be 3.5 nm. We could not obtain continuous films with reduced thicknesses, while the exchange field decreases in thicker Al films, which affects sharp and clean resistive transitions [24, 26]. Af-

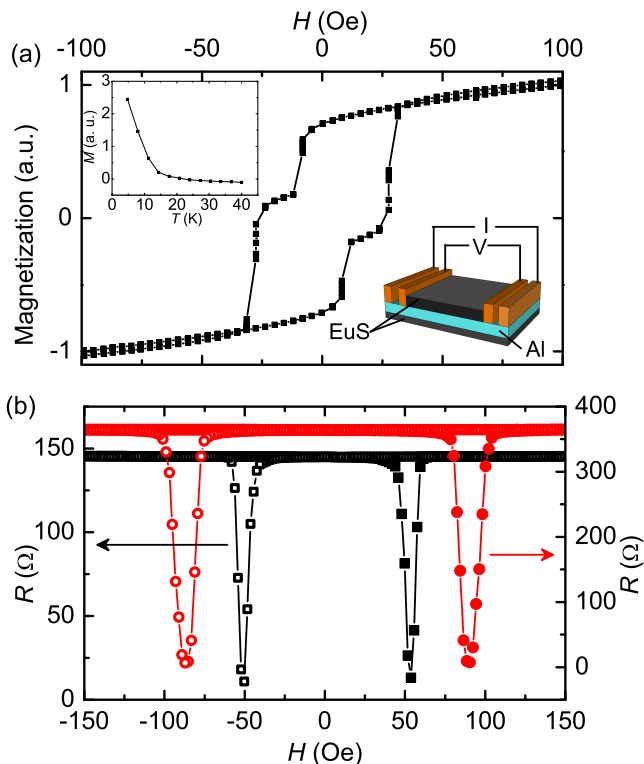


FIG. 1. (a) Magnetic hysteresis loop of EuS/Al/EuS structure at 2 K. (Inset on top) Magnetization as a function of temperature measured with $H=500$ Oe. (Inset at bottom) Schematic view of the device structure. (b) Resistance as a function of the external magnetic field H for bilayer structures at 1.2 K (thickness in nm): EuS(1.5)/Al(3.5) (black) and Al(3.5)/EuS(4) (red).

ter the film growth, the samples were capped with 4 nm Al_2O_3 protection layers. All the low temperature measurements were performed in a pumped liquid ^4He bath with samples immersed in the liquid, and the temperature was determined from the ^4He vapor pressure (temperature stability ± 2 mK). The transport measurements were conducted using LR-700 ac resistance bridge with in-plane magnetic field. The samples were of macroscopic size with typical dimensions as $5 \text{ mm} \times 25 \text{ mm}$ to avoid Joule heating at the probe current of $1 \mu\text{A}$. The magnetization measurements were conducted with a superconducting quantum interference device (SQUID) magnetometer from Quantum Design.

Fig.1(a) shows the magnetization $M(H)$ of a EuS/Al/EuS structure as a function of external magnetic field at 2 K. From the $M(H)$ loop, we see two distinct coercive fields for the EuS layers: $H_c^1 \sim 10$ Oe (1.5 nm layer) and $H_c^2 \sim 30$ Oe (4 nm layer). These coercivities are similar to our results reported previously [25] that showed a EuS film grown at 77 K is magnetically soft compared with a room-temperature grown film. The magnetic ordering Curie temperature is approximately 16 K obtained from the $M(T)$ curve (see

Fig.1(a)). We first investigated the magnetotransport characteristics of EuS(1.5)/Al(3.5) and Al(3.5)/EuS(4) bilayer structures. These two bilayer structure geometries correspond to the bottom and top sections of the EuS/Al/EuS structure with the same thicknesses. The resistance of the films was recorded at 1.2 K as a function of applied magnetic field. The external field H was swept from -200 Oe to 200 Oe and then back to -200 Oe. As shown in Fig.1(b), we observed steep dips in the resistance at specific values of magnetic field and clear hysteresis behavior in both structures. A similar dramatic drop in resistance due to the onset of superconductivity has been reported in $\text{Ni}_{0.80}\text{Fe}_{0.20}$ (Py)/Nb bilayer structure [27]. We attribute this large resistance drop to the weakening/disappearance of the exchange field from the EuS film in the vicinity of the switching field. If the magnetic domain size is comparable or larger than the superconductor coherence length ξ_s , the Cooper pair will feel a uniform exchange field as large as several tesla [1, 23, 24, 28, 29]. The experimentally determined intrinsic coherence length at $T=0$ for Al is $\xi_0=1.6 \mu\text{m}$ [30, 31], and follows a temperature dependence $\xi(T) \propto \frac{\xi_0}{\sqrt{1-T/T_C}}$ [32]. In thin films, the coherence length ξ_s is defined by $\sqrt{\xi_0 l}$ as the dirty limit, where l is the mean free path. For 3.5 nm Al film ξ_s is about 79 nm, using $l=3.9$ nm from the resistivity measurement. Near the magnetization switching (coercive) field, in these ultrathin polycrystalline EuS films the domain size is expected to become much smaller than ξ_s and thus the net field seen by Al would be dramatically reduced. Thus the average exchange field experienced by quasiparticles in the superconductor is much smaller and the pair breaking effect is weaker, leading to the recovery of superconductivity. Interestingly, the switching fields in the $R(H)$ curves did not match the coercive fields obtained from the $M(H)$ loop, but were increased to 50 Oe (1.5 nm) and 85 Oe (4 nm).

Next we discuss the behavior of the EuS/Al/EuS trilayer structure. The $R(H)$ data for the EuS(1.5)/Al(3.5)/EuS(4) sample is shown in Fig.2. By sweeping H , the relative alignment of magnetic moments in the two EuS layers could be switched between parallel (P) and antiparallel (AP) configuration. At high fields where the magnetization of the two EuS layers are aligned parallel, the sandwiched Al layer shows normal state resistance which is about 110Ω . As H is reduced and reversed, the magnetization of the 1.5 nm EuS layer switches first, giving rise to the AP configuration, where the resistance of the Al film drops to zero dramatically. [The residual resistance ($< 2 \times 10^{-3} \Omega$) was within the fluctuation of LR-700 ac resistance bridge.] This demonstrates that the Al transitions from a normal state to a superconducting state. Further increase of the field in the reverse direction brings back the normal state resistance. We define magnetoresistance as: $\text{MR} = [(R_{\text{max}} - R_{\text{min}})/R_{\text{min}}] \times 100\%$, where R_{max} and

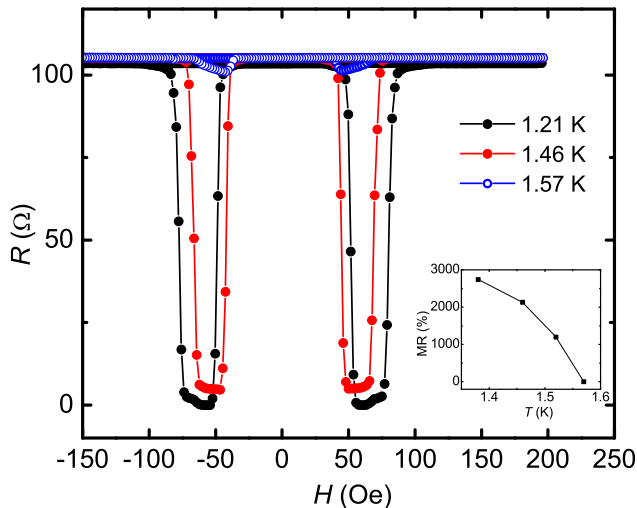


FIG. 2. Resistance as a function of the external magnetic field H at different temperatures for the EuS(1.5)/Al(3.5)/EuS(4) structure. The change of resistance diminishes with increasing temperature. (Inset) Magnetoresistance as a function of temperature. For $T < 1.25$ K, MR values lead to infinity.

R_{min} are maximum and minimum resistance values, corresponding to P and AP configurations, respectively. Since the Al film undergoes a complete transition from normal state to superconducting state, an infinite MR results. It is worth noting that the zero resistance state forms a plateau in the $R(H)$ curve. Again, these switching fields did not match the coercive fields from the $M(H)$ loop, but they match the switching fields seen in the $R(H)$ plots for the EuS/Al and Al/EuS bilayer structures.

Another important feature in the $R(H)$ curves is the strong temperature-dependence of MR, shown for slightly higher temperatures (see Fig.2 inset). This temperature-dependence is further identified by comparing the superconducting transition temperature T_C of the Al layer in both P and AP states (see Fig.4). We obtained $T_C^{AP} \sim 1.55$ K for the AP state using a midpoint definition. However, T_C^P for the P state is below the temperature range in our pumped ^4He bath cryostat which is 1.0 K. In the range $T_C^P < T < T_C^{AP}$, the resistance change reaches its maximum value, namely, complete normal-superconducting transition. When T reaches the vicinity of T_C^{AP} , we see a partial transition. The resistance change was negligible for $T > T_C^{AP}$. We would like to point out that this infinite MR in EuS/Al/EuS is different from the infinite MR we reported in Fe/V/Fe metallic system [15]. In a metallic F/S/F system, in addition to the presence of the exchange field, another mechanism also plays an important part which is the spin-polarized current flowing from one F through the S to the other F. The relative alignment of M in the two F layers acts as a valve to control the supercurrent flowing through the S [4]. Here what we observed is the intrinsic superconductivity of the

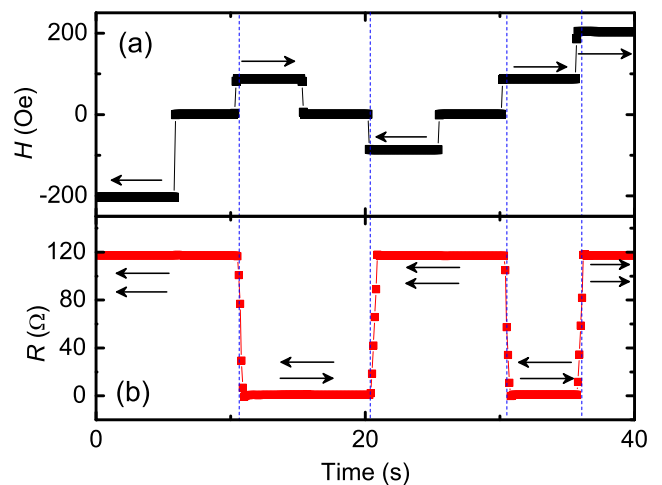


FIG. 3. Resistance switching between normal and superconducting states in EuS/Al/EuS trilayer device at $T=1.2$ K by adjusting the external magnetic field H as a function of time: (a) applied magnetic field; (b) resistance measured simultaneously. Note that the trilayer device can be in either the high or zero resistance state at $H=0$.

Al film influenced by the exchange field of the insulating EuS films, acting on the quasiparticle spins. In our chosen 3.5 nm ($\ll \xi_s$) Al films in the trilayer structures, all the quasiparticles experience the exchange field at both interfaces. Thus in P configuration the net exchange field is much higher than the typical spin critical field of 3.5 nm Al film [26], whereas in the AP configuration the net exchange field seen becomes negligible or zero, thus leading to the full recovery of superconductivity.

Sharp and reliable resistance switching is a prerequisite for candidates of memory and logic circuit applications. To demonstrate this characteristic, we performed resistance measurement while varying the H field by steps, maintaining P or AP configuration of M , as shown in Fig.3. Well-defined switching between normal and superconducting states were realized. As soon as the magnetization configuration is switched, the system undergoes a resistive transition with infinite MR. Note that we have two distinct resistance states with zero applied field; one for the AP state and one for the P state, depending on the magnetic history. This characteristic can lead to non-volatile memory applications.

The superconducting spin switch effect is also observed in trilayer structures with thicker Al films. The superconducting transition temperature was found to increase in a trilayer with a 5 nm Al film, but a smaller difference between T_C^P and T_C^{AP} of 0.02 K. This is expected in de Gennes' model, as the exchange field is inversely proportional to the film thickness [19, 24, 33]. In the metallic F/S/F system, theoretical calculations carried out by Buzdin et al. showed that interface transparency is an important control parameter for the superconducting spin valve effect [1], which is usually tuned by thin

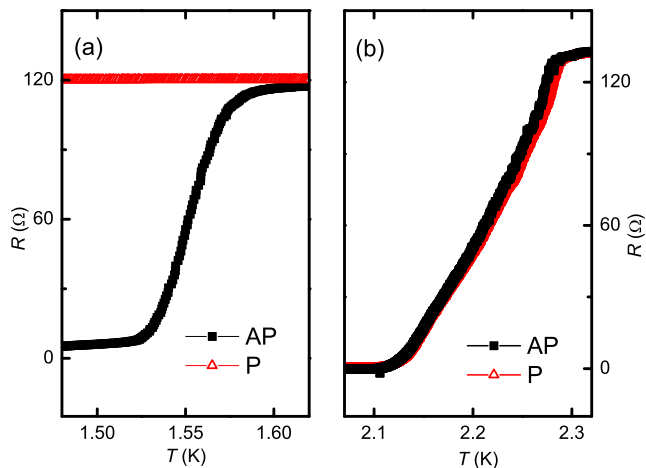


FIG. 4. Temperature-dependent resistance for P and AP configurations for: (a) EuS(1.5)/Al(3.5)/EuS(4); (b) EuS(1.5)/Al₂O₃(0.3)/Al(3.5)/Al₂O₃(0.3)/EuS(4). No MR transition is observed with the Al₂O₃ layer. Black data squares are for the antiparallel (AP) state and red data triangles are for the parallel (P) state.

barriers at the F/S interfaces [11, 34]. We emphasize that in the present experiment with clean FI/S/FI system because the wave function of the conduction electrons decays on an atomic scale in the insulator [2, 24].

To demonstrate that the suppression of superconductivity is due to the exchange field, and is interface sensitive, we changed the interface transparency. We fabricated a set of control samples by inserting an ultrathin Al₂O₃ barrier between the EuS magnetic insulator and Al film, for the sample structure EuS/Al₂O₃/Al/Al₂O₃/EuS. The superconducting transition temperatures were obtained for both P and AP states for these devices with Al₂O₃ thickness ranging from 0.3 to 0.9 nm. As shown in Fig.4 for both cases, contrary to the samples with transparent interfaces, no MR transition for P and AP states was found in these control samples. Al₂O₃ barriers as thin as 0.3 nm at the interface was enough to destroy the proximity effect. Also, it is observed that the T_C is much higher in EuS/Al₂O₃/Al/Al₂O₃/EuS sample compared with T_C^{AP} of the EuS/Al/EuS structure, indicating less interplay between the superconductivity and ferromagnetism in the former due to the blocking of the exchange field by the barrier, whereas in EuS/Al/EuS trilayers possible unaligned Eu²⁺ magnetic moments at the EuS/Al interfaces may act as magnetic impurities lowering the T_C [35, 36]. Given the extreme sensitivity of superconductivity to magnetic impurities, which in this case carry $7 \mu_B$ per Eu²⁺ magnetic moment, T_C change is not surprising.

Here we discuss the noticeable difference between the coercive fields H_c obtained from the $M(H)$ loop and the switching fields obtained from the $R(H)$ curves. There are two plausible explanations for this differences.

Firstly, we observe a near doubling of coercive fields in EuS films from 4 K to 2 K from SQUID measurements. It is likely this increasing trend in H_c may continue below 2 K (whereas SQUID system is limited to 2 K). Alternatively, the above difference could come from surface/interface anisotropy of EuS. Considering that the present films were deposited onto liquid N₂ cooled substrates, the interfaces are expected to be smooth and sharp [37]. The $M(H)$ loop is a manifestation of the collective average of the ensemble of all the domains. Given the observation that an 0.3 nm Al₂O₃ barrier completely prevented the proximity effect, it is clear that the interface magnetization of EuS controls the switching.

We estimated the value of exchange integral Γ for the interface, by examining the shift in T_C for P and AP alignments, as was shown for the Fe₃O₄/In/Fe₃O₄ system [21]. We obtain Γ for our EuS/Al interface, by fitting the formula:

$$T_C/T_{C0} = 1 - 10(\Gamma S/E_F)(\sqrt{\xi_0 l}/d), \quad (2)$$

where T_{C0} is the transition temperature of the pure superconductor film (without the adjacent magnetic layer), S is the spin angular momentum of Eu²⁺, E_F is the Fermi energy of Al, $\sqrt{\xi_0 l}$ is the coherence length in the dirty limit and d is the Al film thickness [21]. Although T_C^P for the trilayer with 3.5 nm Al is below our available temperature range, we can use our lowest temperature of 1 K for a rough estimation. Given that T_C vs $1/d$ follows a linear relation [21], we can estimate Γ from the slope. We obtain $\Gamma_{min}=16$ meV using parameters of $T_{C0}=2.22$ K (from Fig.4(b)), $S_{Eu}=7/2$, $E_F=11.6$ eV, $\xi_0=1600$ nm and $l=3.9$ nm [26, 31]. The actual value of Γ should be larger than 16 meV because T_C^P for 3.5 nm Al trilayer is lower than 1 K. Substituting this Γ value into Eq.(1), we obtain the exchange field $h(0)=13$ meV. Using $T_{C0}=2.22$ K and BCS relation, we obtained BCS gap of 0.68 meV for our 3.5 nm Al film. Compared to $h(0)$, we are in the strong exchange field condition.

In conclusion, we studied transport properties of a superconductor subjected to an exchange field using the FI/S/FI sandwich structure with the ferromagnetic insulator EuS. We demonstrated switching between superconducting and normal states by tuning the proximity effect induced by the exchange field at the EuS/Al interfaces. Clean and sharp transitions, as well as infinite MR has been realized, confirming the theoretical prediction of de Gennes [19]. This system has potentials for logic circuits and memory applications. It also provides a platform to engineer the structures with s-wave superconductor and ferromagnetic insulator for searching Majorana fermions [38].

We thank Guo-Xing Miao for valuable discussions. This work was supported by NSF Grant Nos. DMR-1207469 and DMR-090707, and ONR Grant No. N00014-09-1-0177. N. R. thanks the German National Academic Foundation for financial support.

* libin@mit.edu

† moodera@mit.edu

- [1] A. Buzdin, *Rev. Mod. Phys.* **77**, 935 (2005).
- [2] F. Bergeret, A. Volkov, and K. Efetov, *Rev. Mod. Phys.* **77**, 1321 (2005).
- [3] C. Chien and D. H. Reich, *J. Magn. Magn. Mater.* **200**, 83 (1999).
- [4] L. R. Tagirov, *Phys. Rev. Lett.* **83**, 2058 (1999).
- [5] A. I. Buzdin, A. V. Vedyayev, and N. V. Ryzhanova, *Europhys. Lett.* **48**, 686 (1999).
- [6] J. Y. Gu, C.-Y. You, J. S. Jiang, J. Pearson, Y. B. Bazaliy, and S. D. Bader, *Phys. Rev. Lett.* **89**, 267001 (2002).
- [7] A. Potenza and C. H. Marrows, *Phys. Rev. B* **71**, 180503(R) (2005).
- [8] V. Peña, Z. Sefrioui, D. Arias, C. Leon, J. Santamaria, J. L. Martinez, S. G. E. te Velthuis, and A. Hoffmann, *Phys. Rev. Lett.* **94**, 057002 (2005).
- [9] I. C. Moraru, W. P. Pratt, and N. O. Birge, *Phys. Rev. Lett.* **96**, 037004 (2006).
- [10] R. Steiner and P. Ziemann, *Phys. Rev. B* **74**, 094504 (2006).
- [11] G.-X. Miao, K. S. Yoon, T. S. Santos, and J. S. Moodera, *Phys. Rev. Lett.* **98**, 267001 (2007).
- [12] C. Visani, V. Peña, J. Garcia-Barriocanal, D. Arias, Z. Sefrioui, C. Leon, J. Santamaria, N. M. Nemes, M. Garcia-Hernandez, J. L. Martinez, S. G. E. te Velthuis, and A. Hoffmann, *Phys. Rev. B* **75**, 054501 (2007).
- [13] J. E. Villegas, C.-P. Li, and I. K. Schuller, *Phys. Rev. Lett.* **99**, 227001 (2007).
- [14] D. Stamopoulos, E. Manios, and M. Pissas, *Phys. Rev. B* **75**, 184504 (2007).
- [15] G.-X. Miao, A. V. Ramos, and J. S. Moodera, *Phys. Rev. Lett.* **101**, 137001 (2008).
- [16] L. Y. Zhu, T. Y. Chen, and C. L. Chien, *Phys. Rev. Lett.* **101**, 017004 (2008).
- [17] J. Zhu, X. Cheng, C. Boone, and I. N. Krivorotov, *Phys. Rev. Lett.* **103**, 027004 (2009).
- [18] P. V. Leksin, N. N. Garif'yanov, I. A. Garifullin, J. Schumann, V. Kataev, O. G. Schmidt, and B. Büchner, *Phys. Rev. Lett.* **106**, 067005 (2011).
- [19] P. D. Gennes, *Phys. Lett.* **23**, 10 (1966).
- [20] M. L. Kulić and M. Endres, *Phys. Rev. B* **62**, 11846 (2000).
- [21] J. J. Hauser, *Phys. Rev. Lett.* **23**, 374 (1969).
- [22] A. Mauger and C. Godart, *Phys. Rep.* **141**, 51 (1986).
- [23] X. Hao, J. S. Moodera, and R. Meservey, *Phys. Rev. B* **42**, 8235 (1990).
- [24] X. Hao, J. S. Moodera, and R. Meservey, *Phys. Rev. Lett.* **67**, 1342 (1991).
- [25] G.-X. Miao and J. S. Moodera, *Appl. Phys. Lett.* **94**, 182504 (2009).
- [26] R. Meservey and P. M. Tedrow, *J. Appl. Phys.* **42**, 51 (1971).
- [27] A. Y. Rusanov, M. Hesselberth, J. Aarts, and A. I. Buzdin, *Phys. Rev. Lett.* **93**, 057002 (2004).
- [28] P. M. Tedrow, J. E. Tkaczyk, and A. Kumar, *Phys. Rev. Lett.* **56**, 1746 (1986).
- [29] J. S. Moodera, T. S. Santos, and T. Nagahama, *J. Phys.: Condens. Matter* **19**, 165202 (2007).
- [30] P. M. Tedrow, R. Meservey, and B. B. Schwartz, *Phys. Rev. Lett.* **24**, 1004 (1970).
- [31] C. Kittel, *Introduction to solid state physics* (Wiley, Hoboken, NJ, 2005).
- [32] M. Tinkham, *Introduction to superconductivity* (Dover, Mineola, New York, 2004).
- [33] R. Meservey and P. Tedrow, *Phys. Rep.* **238**, 173 (1994).
- [34] G. Deutscher and F. Meunier, *Phys. Rev. Lett.* **22**, 395 (1969).
- [35] M. A. Woolf and F. Reif, *Phys. Rev.* **137**, A557 (1965).
- [36] G. Boato, G. Gallinaro, and C. Rizzuto, *Phys. Rev.* **148**, 353 (1966).
- [37] T. Santos, Ph.D. thesis, MIT (2007).
- [38] J. D. Sau, R. M. Lutchyn, S. Tewari, and S. Das Sarma, *Phys. Rev. Lett.* **104**, 040502 (2010).