

## **SUPERPLASTIC FORMING OF INCONEL ALLOY 718SPF**

Gaylord D. Smith and H. Lee Flower

Inco Alloys International, Inc.  
P. O. Box 1958  
Huntington, WV 25720

### **Abstract**

Superplastic forming (SPF) has become an important manufacturing method for aerospace and fuselage components. The basic reasons for the popularity of this process are reviewed and the compatibility of fine-grained INCONEL® alloy 718SPF™ to superplastic forming are presented in this paper.

The temperature limitations of current aluminum and titanium alloys employed in SPF parts for gas turbine components have prompted the need to find a high temperature nickel-base alloy amenable to current SPF practice and equipment. An optimum temperature, the anticipated flow stresses and preferred strain rates are proposed for INCONEL alloy 718SPF and found to be completely compatible with current SPF equipment now in use by the aerospace industry and their fabricators.

The wide use of INCONEL alloy 718SPF (UNS NO7718) in aerospace applications is based on its high temperature strength and excellent fatigue resistance. These properties must be maintained in any SPF-processed component. Demonstration that these properties are maintained and even exceeded is established using data obtained from a prototype part for a candidate noise suppressor assembly.

Finally the influence of INCONEL alloy 718SPF and the SPF method of processing on the design and manufacture of future gas turbine engines is considered and the advantages assessed from the aerospace manufacturers' viewpoint.

®INCONEL and 718SPF™ are trademarks of the Inco family of companies.

Superalloys 718, 625, 706 and Various Derivatives  
Edited by E.A. Loria  
The Minerals, Metals & Materials Society, 1994

## **Introduction**

There is a market need for complex shaped parts for commercial and military aircraft applications requiring high nickel alloys to withstand a combination of high temperature, hot gas corrosion and high strength. Conventional methods of fabricating these components requires extensive welding and fabrication methods resulting in higher than desired costs and excessive parts inventories. Superplastic forming, now highly sophisticated and used extensively for producing titanium and aluminum alloy aircraft parts, would be an ideal solution for producing nickel alloy components as well. However, for this to occur, a minimum level of technology must exist for an alloy which both meets the technical requirements of the end-use and is amenable to the SPF practices and equipment now in commercial use. This paper seeks to show the applicability of INCONEL alloy 718SPF to this manufacturing method by describing the SPF characteristics of this alloy and the subsequent properties and microstructure of the finished part. The merits of INCONEL alloy 718 for commercial and military aircraft airframe and engine components have been long established and are widely known.

### **Commercial Significance Of INCONEL Alloy 718SPF**

Combining SPF capabilities with the properties of INCONEL alloy 718SPF opens up major opportunities for engine design improvements and production economics. This combination will help gas turbine engine manufacturers create designs that are not currently feasible. Superplastic forming has the unique capability to allow the manufacture of large, complex and detailed parts, thus combining many small parts. This increases part integrity by minimizing joining and joining problems, and reduces tooling costs and inventory complexities. Most importantly, superplastic forming of INCONEL alloy 718SPF allows designers to fabricate components, now made with aluminum or titanium alloys, that meet higher strength, fatigue and temperature requirements.

### **INCONEL Alloy 718SPF Characteristics**

The nominal composition of INCONEL alloy 718SPF is listed in Table I. While chemistry modification is not necessary to produce the fine microstructure needed for SPF, the maximum carbon and niobium contents have been lowered modestly to minimize carbide precipitation during part manufacture. Maintaining the composition within existing AMS specifications permits direct use of the material without extensive qualification testing. The fine-grained condition (ASTM grain size #10 or finer) is achieved through alteration of conventional cold rolling and annealing practices. This modified process limits commercially available sheet thickness to 3.2 mm (0.08 in) or thinner. The new product meets the AMS 5596G annealed-plus-aged properties and exceeds the room temperature tensile property maxima as-annealed. Table II compares the tensile and stress rupture properties of INCONEL alloy 718SPF with AMS 5596G

requirements. The fine-grain microstructure of the alloy has been found to dramatically boost fatigue resistance as compared to conventionally produced INCONEL alloy 718 which, nominally, is ASTM grain size #4-6. Table III compares the tension-tension fatigue resistance of INCONEL alloy 718SPF with conventionally produced INCONEL alloy 718 at 316°C (600°F) and 538°C (1000°F).

### SPF Characteristics of INCONEL alloy 718SPF

954°C (1,750°F) was chosen as the aim temperature for characterization of the SPF parameters of INCONEL alloy 718SPF.(1) The grain size stability of INCONEL alloy 718SPF during the time for typical SPF of a conventional component should be excellent at 954°C (1,750°F) as exemplified by the grain size data shown in Figure 1.

**Table I. Limiting Composition of INCONEL alloy 718SPF (Wt %)**

C	Mn	S	Fe	Ni	Cr	Al	Ti	Mo	Nb
0.05	0.35	0.002	Bal	50.0	17.0	0.20	0.65	2.80	4.75
				55.0	21.0	0.80	1.15	3.30	5.25

**Table II. Mechanical Properties of Mill Annealed INCONEL alloy 718SPF**

	Room Temperature Tensile Properties			
	INCONEL alloy 718SPF 0.51 mm (0.02 in) gauge		AMS 5596G Property Requirements	
<b>Mill Annealed*</b>				
0.2% Y.S., MPa (ksi)	852 (124)		552(80) max	
U.T.S., MPa (ksi)	1,121 (163)		965(140) max	
Elongation, %	29.0		30.0	
Hardness, Rc	25		25 max	
Grain Size ASTM #	13			
<b>Aged**</b>				
0.2% Y.S., MPa (ksi)	1,461 (212)		1,034(150) min	
U.T.S., MPa (ksi)	1,586 (230)		1,241(180) min	
Elongation, %	14.0		12.0 min	
Hardness, Rc	44			
<b>Aged**</b>	<b>649°C (1200°F) Tensile Properties</b>			
0.2% Y.S., MPa (ksi)	1,116 (162)		827(120)	
U.T.S., (MPa (ksi)	1,201 (174)		1,000(145)	
Elongation, %	22.0		5.0 min	
<b>Aged**</b>	<b>649°C(1200°F)Stress Rupture Properties</b>			
	Life h	Elong. %	Life h	Elong.%
Stress, 793 MPa (115 ksi)	12.2	9.8	-	-
Stress, 689MPa (100 ksi)	-	-	23.0	4.0

\*Continuous Process Anneal: 927°C (1700°F)/4.57 M (15 ft) per min.

\*\*Aging Condition: 954°C (1750°F)/1h/AC plus 719°C (1325°F)/8h/FC at 56°C (100°F)/h to 621°C (1150°F) plus 621°C (1150°F)/8h/AC.

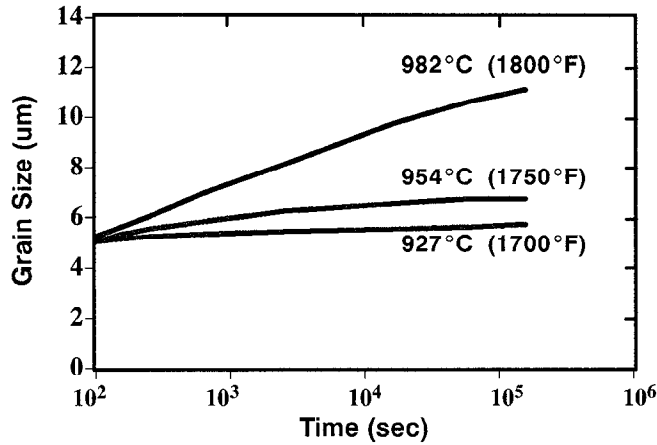


Figure 1. Plot of grain growth versus time at 927°C (1700°F), 954°C (1750°F) and 982°C (1800°F) for INCONEL alloy 718SPF.

Table III. Axial Fatigue Results For INCONEL Alloy 718SPF vs. Conventional INCONEL Alloy 718

Alloy	Test Temperature, F	Max/Min Stress, MPa/ksi	Cycles
718	600	100/20	242,598 F.G.
718	600	110/22	129,464 F.G.
718SPF	600	110/22	10.033,154 R.O.
718SPF	600	140/28	>2,625,914 Tab
718SPF	600	180/36	21,600
718	1000	95/19	>273,633 P.H.
718	1000	95/19	>151,516 F.G.
718SPF	1000	100/20	>11,128,768 R.O.
718SPF	1000	120/24	>13,999,099 R.O.

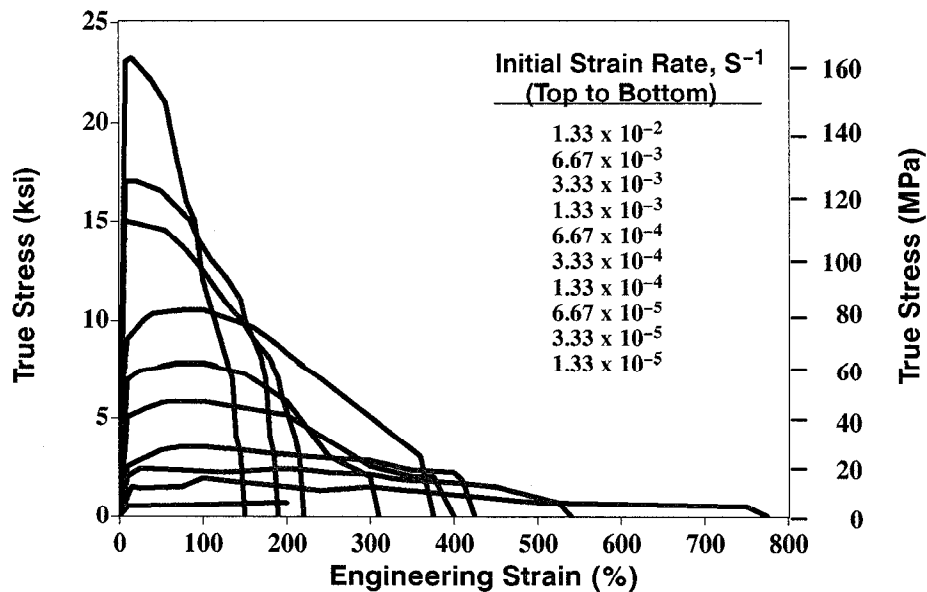


Figure 2. Plot of true stress versus engineering strain for 10 strain rates at 954°C (1750°F) for INCONEL alloy 718 SPF.

To conduct the SPF process parameter evaluation, ten specimens were machined from 1.22 mm (0.048 in) sheet of INCONEL alloy 718SPF and tested at 954°C (1,750°F) to failure at varying strain rates from  $1.33 \times 10^{-2} \text{ s}^{-1}$  to  $1.33 \times 10^{-5} \text{ s}^{-1}$ . The test results are presented graphically in Figure 2. A plot of engineering strain (total elongation) versus the initial strain rate is presented in Figure 3. Engineering strain increased from 150% at an initial strain rate of  $1.3 \times 10^{-2} \text{ s}^{-1}$  to 760% at  $3.3 \times 10^{-5} \text{ s}^{-1}$ . For the typical SPF strain rates of  $10^{-3}$  to  $10^{-4} \text{ s}^{-1}$ , the available engineering strains are approximately 280% at the faster strain rate to 480% at the slower strain rate.

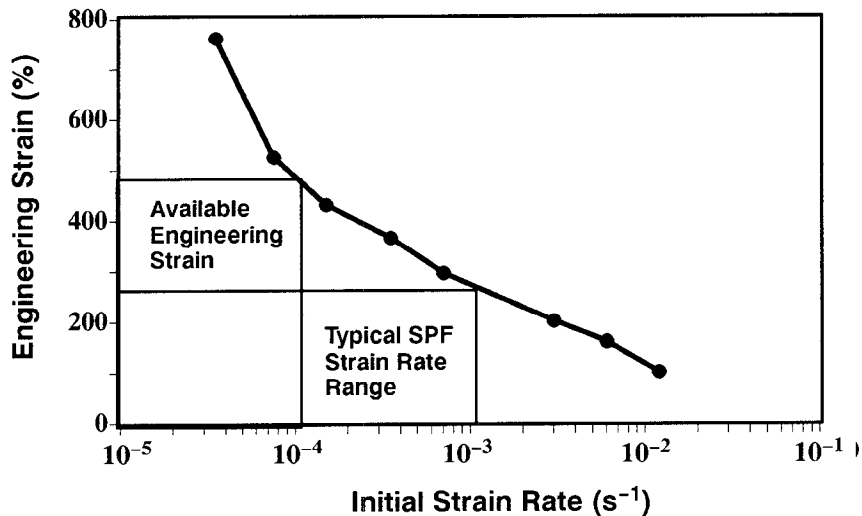


Figure 3. Engineering strain versus strain rate at 954°C (1750°F) for INCONEL alloy 718SPF. For typical SPF strain rates, the available engineering strain is highlighted.

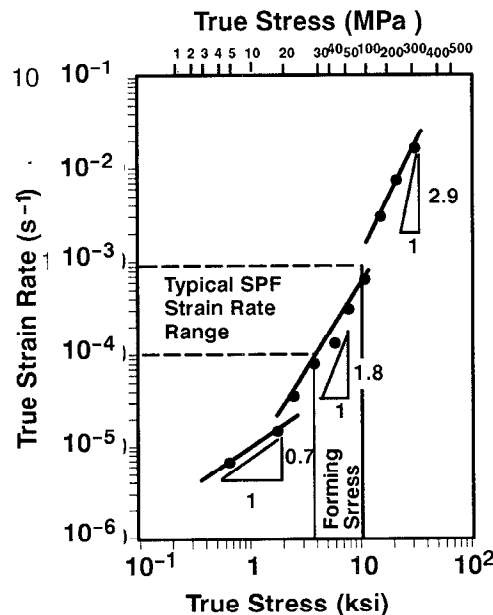


Figure 4. Plot of true rate vs. true stress (both at maximum stress) for INCONEL alloy 718SPF. For typical SPF strain rates, the required forming stress range is highlighted.

A plot of the true strain rate at maximum stress versus the true stress at maximum stress is presented in Figure 4. This plot defines the maximum stresses that must be generated during SPF in order to deform INCONEL alloy 718SPF at the conventional strain rates of  $10^{-3}$  to  $10^{-4} \text{ s}^{-1}$ . The necessary stress range is from nearly 27.6 to 82.7 MPa (4 to 12 ksi). Also shown in Figure 4 is the changing value of  $n$  at different strain rates as determined by Equation 1:

$$\dot{\epsilon} = \kappa \sigma^n \quad (1)$$

where  $\dot{\epsilon}$  = true strain rate,  $\sigma$  = true stress,  $\kappa$  = constant

The value of  $n$  is the slope of  $\log \dot{\epsilon}$  vs.  $\log \sigma$  and is typically between 1 and 2.5 in the region of most practical SPF interest. (3)

The measure of strain rate sensitivity,  $m$ , is calculated from the data of Figure 3 and plotted in Figure 5.

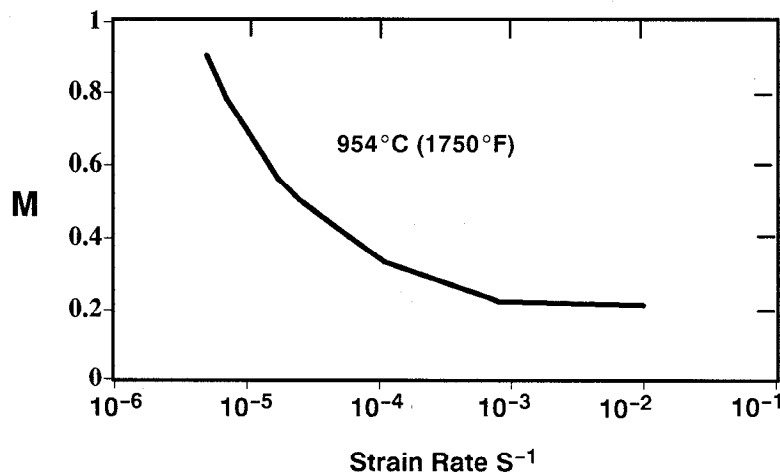


Figure 5. Plot of  $m$  values, a measure of strain rate sensitivity versus strain rate at  $954^\circ\text{C}$  ( $1750^\circ\text{F}$ ) for INCONEL alloy 718SPF.

### Tensile Properties of Superplastically Formed INCONEL alloy 718SPF

The INCONEL alloy 718SPF used in this study was valuated prior to initiating the SPF study for their tensile and stress rupture properties. See Table II. The material meets the room temperature and  $649^\circ\text{C}$  ( $1,200^\circ\text{F}$ ) strength and ductility requirements of ASM 5596G as mill annealed and as aged.

Table IV compares the mill annealed properties of INCONEL alloy 718SPF with that of superplastically formed material with reductions in gauge of 13%, 19% and 33%. It is noted that under these conditions the alloy exceeds the annealed property maximum requirements of AMS 5596G due to the ultrafine grain size of the material. While grain size remains constant, increased deformation during SPF results in reduced hardness, tensile strength and elongation.

**Table IV. Effect of SPF\* on Room Temperature Tensile Properties of INCONEL alloy 718SPF 1.22 mm (0.048 in.) Gauge Sheet**

	Room Temperature Tensile Properties as Function of Percent Reduction in Gauge			
	Mill Annealed**	13%	19%	33%
0.2% Y.S., MPa (ksi)	815 (118)	750 (109)	773 (112)	700 (102)
U.T.S., MPa (ksi)	1,114 (162)	1,108 (161)	1,102 (160)	1,003 (146)
Elongation, %	33.0	22.0	22.0	14.0
Hardness, Rc	32	29	27	Rb 99
Grain Size ASTM No.	12	12	12	12

\*SPF Conditions: 954°C (1750°F)/2.06 MPa (0.3 ksi)

\*\*Continuous Process Anneal: 927°C (1700°F)/4.57M (15 ft)/ min.

Table V shows the criticality of time (0, 0.33 and 1.0h) at 954°C (1,700°F) on restoring aged room temperature tensile ductility (the minimum elongation of AMS 5596G is 12%). Tensile properties and hardness are satisfactory as are tensile properties at 649°C (1,200°F) for the times evaluated. Because of the fine grain size and cavitation effects on the post SPF material, it is not possible to achieve stress rupture properties of ASM 5596G without incorporating a HIPping step prior to the aging heat treatment as described in Table VI.

**Table V. Effect of Time at An Annealing Temperature of 954°C (1750°F) Prior to Aging\* after SPF to 33% Reduction in Gauge**

	Room Temperature Tensile Properties			
	0.0 h	0.33 h	1.0 h	AMS 5596G**
0.2% Y.S., MPa (ksi)	989 (143)	1,140 (165)	1,193 (173)	1,034 (150)
U.T.S., MPa (ksi)	1,171 (170)	1,325 (192)	1,372 (199)	1,241 (180)
Elongation, %	6.0	9.0	16.0	12.0
Hardness, Rc	41	44	44	36
	649°C (1200°F) Tensile Properties			
	0.0 h	0.33 h	1.0 h	AMS 5596G**
0.2 Y.S., MPa (ksi)	855 (124)	1,055 (153)	1,001 (145)	827 (120)
U.T.S., MPa (ksi)	1,007 (146)	1,120 (162)	1,155 (168)	1,000 (145)
Elongation, %	26.0	16.0	20.0	5.0

\*Aging Conditions: 719°C (1325°F)/8h/FC at 56°C (100°F)/h to 621°C (1,150°F) + 621°C (1,150°F)/8h/AC

\*\*Minimum Properties

**Table VI. Effect of HIPping on Stress Rupture Ductility**

Sample Conditions	Stress Rupture Conditions	
	649°C (1200°F)/690 MPa (100 ksi)	
	Life (h)	Elongation (%)
SPF + Anneal*	Failed on Loading	50.3
SPF + Age**	47.1	2.1
SPF + HIP + Age***	43.1	23.0

\* Sample as superplastically reduced 32% in gauge then annealed at 1038°C (1900°F)/1 h/AC

\*\* Sample was superplastically reduced 17% in gauge then annealed 1038°C (1900°F)/1h/AC followed by aging at 719°C (1325°F)/8h/FC at 56°C (100°F)/h to 621°C (1150°F)/8h/AC

\*\*\* Sample was superplastically reduced 46% in gauge, HIPed at 954°C (1750°F)/30 min. and 400 MPa (58 ksi), then aged per above conditions

AMS 5596G Specification: minimum 23h life at 649°C (1200°F)/690 MPa (100 ksi) and 4% elongation

## Cavitation

The propensity of INCONEL alloy 718SPF to form pores during superplastically forming (cavitation) was measured (using an image analysis software package) by metallographic examination of the tensile specimens tested to fracture at varying initial strain rates at 954°C (1,750°F) as exemplified in Table VII. This alloy is subject to cavitation during SPF with the degree of cavitation increasing with decreasing initial strain rate. At an initial strain rate of  $10^{-2} \text{ s}^{-1}$ , the area of cavitation, as measured near the fracture tip, is less than 0.01% for a tensile elongation of 150%. However, the degree of cavitation increases at a strain rate of  $10^{-3} \text{ s}^{-1}$  to 2.0% (369% elongation); becoming 10.3% at a strain rate of  $10^{-5} \text{ s}^{-1}$  (538% elongation). Table 6 shows that as the strain rate is decreased, the average cavity size and roundness coefficient increases. The average roundness coefficient is an indication of the degree of diffusion associated with cavity growth. A roundness coefficient of one indicates a perfect circular shape while a smaller value of the roundness coefficient relates more to cavity elongation. The increase in roundness coefficient at the strain rate of  $10^{-3} \text{ s}^{-1}$  or less suggests that cavity growth by diffusion is becoming increasingly significant for decreasing strain rates (longer times at temperature).

**Table VII. The Effect of Strain Rate at 954°C (1750°F) on The Size and Area of Cavitation of INCONEL alloy 718SPF The Average Roundness Coefficient of The Cavities Is Also Presented**

Strain Rate, $\text{s}^{-1}$	$1.3 \times 10^{-2}$	$1.3 \times 10^{-3}$	$6.7 \times 10^{-5}$
Total Elongation <sup>1</sup> , %	150.0	369.0	538.0
Cavitation Area <sup>2</sup> , %	< 0.01	2.60	10.60
Avg. Cavity Area, $\mu\text{m}^2$	5.20	145.0	580.0
Avg. Roundness Coefficient <sup>3</sup>	0.47	0.63	0.63

<sup>1</sup>Specimen tested to fracture

<sup>2</sup>Based on a measured area of 0.83 mm<sup>2</sup> near the fracture tip

<sup>3</sup>Defined as  $(4\pi \text{ area})/(\text{perimeter})^2$  where a value of 1.0 represents a perfect circle and values less than 1.0 represent deviation from a circle

Because SPF components are normally produced at strain rates of  $10^{-3} \text{ s}^{-1}$  to  $10^{-4} \text{ s}^{-1}$  with actual total elongations of less than 200%, four INCONEL alloy 718SPF specimens were evaluated at 954°C (1,750°F) for strains of 86% and 194% at an initial strain rate of  $10^{-3} \text{ s}^{-1}$  and for strains of 73% and 132% at an initial strain rate of  $10^{-4} \text{ s}^{-1}$ . The area of cavitation was measured metallographically using an area of 0.83 mm<sup>2</sup> (0.0012 in<sup>2</sup>) from the gauge length. The results are presented in Table VIII. The data show that increasing elongation and decreasing strain rate, increase the area of cavitation. However, at total elongations of less than 200% at either a strain rate of  $10^{-3}$  or  $10^{-4} \text{ s}^{-1}$ , the area of cavitation is less than 0.5% and can be held below 0.1% for elongations of less than 100% at a strain rate of  $10^{-3} \text{ s}^{-1}$ . Typical cavity size, as shown in Table VIII, is again larger for the slower strain rate and greater total elongation. Cavitation tends to nucleate and grow around inclusions present in the alloy. Analysis of the number of cavities of a given size as a function of total strain shows a significant increase in the



number of cavities within the smallest size range examined (0 to 2  $\mu\text{m}^2$ ) as the elongation increases, supporting the concept that cavities are continuously being nucleated throughout the test. Thus, the extent and distribution of inclusions becomes an important issue in superplastic forming of INCONEL alloy 718SPF.

**Table VIII. The Effect of Strain Rate and Total Strain at 954°C (1750°F) on the Size and Area of Cavitation of INCONEL alloy 718SPF.**

Initial Strain Rate, $\text{s}^{-1}$	$1.3 \times 10^{-3}$	$1.3 \times 10^{-4}$	$1.3 \times 10^{-3}$	$1.3 \times 10^{-4}$
Total Strain, %	86.0	73.0	194.0	132.0
Cavitation Area, %	0.04	0.18	0.45	0.34
Avg. Cavity Size, $\mu\text{m}^2$	2.40	8.90	10.50	11.20

### Summary

The aim of this paper is to show the applicability of INCONEL alloy 718SPF to current superplastic forming practice and equipment; to describe the processing parameters and to define the properties and microstructure of superplastically formed material. Based on this effort, a number of conclusions can be drawn:

1. INCONEL alloy 718SPF can be produced with an ASTM grain size of #10 or smaller and, subsequently, superplastically formed at 954°C (1750°F) using argon gas pressures of 2.1 MPa (300 psi).
2. For INCONEL alloy 718SPF, the elongation to failure increases markedly with decreasing strain rate, exceeding 350% at an initial strain rate of  $1.3 \times 10^{-3} \text{ s}^{-1}$ , 450% at  $1.3 \times 10^{-4} \text{ s}^{-1}$  and 750% at  $3.3 \times 10^{-5} \text{ s}^{-1}$ .
3. For INCONEL alloy 718SPF, the maximum true stress decreases with decreasing strain rate becoming less than 71.7 MPa (10.4 ksi) at an initial strain rate of  $1.3 \times 10^{-3} \text{ s}^{-1}$  and less than 27.6 MPa (4 ksi) at  $1.3 \times 10^{-4} \text{ s}^{-1}$ .
4. INCONEL alloy 718SPF retains its original tensile properties after superplastic forming, at least, through engineering strains approximating 200%.
5. AMS aged tensile properties are achieved through standard aging heat treatments.
6. The development of cavities at tensile failure is insignificant at a strain rate of  $10^{-2} \text{ s}^{-1}$  (less than 0.01% by area) but becomes increasingly important as the strain rate decreases.

### References

1. M. W. Mahoney, "Superplastic Properties of INCONEL alloy 718," in Proceedings of the International Symposium on the Metallurgy and Applications of INCONEL alloy 718, June, 1989, Pittsburgh, PA, published by ASM.

2. Y. Ma and T. G. Langdon, Private Communication, "Observations of Cavitation in Deformed INCONEL alloy 718", University of Southern California, February 1992.
3. R. C. Gifkins, "Mechanisms of Superplasticity." in Proceedings of Symposium on Superplastic Forming of Structural Alloys, June 1982, San Diego, CA, published by AIME.