

Survival of *Lactobacillus* Spp. in Fruit Based Fermented Dairy Beverages

T. Ozcan, L. Yilmaz-Ersan, A. Akpınar-Bayazit, B. Delikanlı, and A. Barat
Department of Food Engineering, Faculty of Agriculture, Uludağ University, Bursa, Turkey
Email: {tulayozcan, lutfiyey, abayazit, berrakdelikanli}@uludag.edu.tr, bughra802@gmail.com

Abstract—In this study fruit based (apple and blueberry) fermented dairy beverages were made with *L. acidophilus* and *L. rhamnosus*. Viability of probiotic bacteria and sensory analysis were determined. The type of fruit and probiotic bacteria used were significantly effective on microbiological and sensory properties of fermented beverage ($p < 0.01$). The growth proportion index (GPI) of *L. rhamnosus* was significantly higher than *L. acidophilus* in all samples during storage. In this study, both *Lactobacillus* strains showed good probiotic viability ($> 7 \log \text{cfu g}^{-1}$) and remain at this satisfactory viability levels even after 28 days of storage. All the products were evaluated with high sensory scores.

Index Terms—dairy beverage, probiotic, *Lactobacillus* spp.

I. INTRODUCTION

Intestinal tract of humans constitutes a complex ecosystem of microorganisms. It is widely accepted that the change of intestinal microbiota depends on the nutrition style and health conditions of the person. The bacterial population in the large intestine can reach a maximum of $10^{12} \text{cfu g}^{-1}$, however, it is considerably lower at only 10^4 - 10^8cfu g^{-1} in the small intestine and in the stomach only 10^1 - 10^2cfu g^{-1} due to the low pH. In addition, use of antibiotics can damage the equilibrium of intestinal microbiota, reducing counts of *Bifidobacteria* and *Lactobacilli* while increasing *Clostridia*. Thus in order to stimulate the growth of preferred microorganisms, improve the balance of intestinal microbiota, inactivate potentially harmful bacteria, and enhance the body's autoimmune system probiotic microorganisms can be added to the diet [1]-[5].

According to the most widely accepted definition, probiotics are live microorganisms which confer health benefits on the host via their effects in the gut when administered in adequate amounts [6], and have a role in prevention of many diseases [7], [8].

Probiotic administration mainly result in an increase the number of health-promoting microorganisms in gut microbiota such as *Bifidobacteria* and *Lactobacilli*, a decrease in fecal pH, a decline in those bacterial enzyme activities that are associated with the development of colon cancer, production of antibacterial substances, improvement of intestinal barrier function, stimulation of the immune system, modulation of cholesterol uptake and

reduction in the incidence of gastrointestinal disorders, cardiovascular diseases, diarrhea and osteoporosis [7], [9]-[15].

The global probiotic market size has increased rapidly in the last years, and the yoghurt and fermented milk beverage sector accounts for the highest market share in this area. There is a growing demand for development of new yoghurt-like probiotic foods [16], [17]. Fermented milks or beverages offer an attractive food-based delivery vehicle for probiotic cultures, and fruity or cereal-based ingredients are new trends for development of probiotic dairy products, particularly the use of high-phenolic containing fruit juice as a medium for probiotics [18].

The effects of the fruity food matrices on the probiotic survival and/or activity and a positive effect of this interaction in the host are important approaches for many studies. Recent studies point out that probiotic strains such as of *L. acidophilus* and *L. rhamnosus* are the most utilized bacteria in the formulation of new fruity probiotic products [19]. The technological properties that a probiotic culture should have are to remain viable for large-scale production, to remain stable and viable during storage and use, and to survive in the intestinal ecosystem [20]. A sufficient number of viable microorganisms must be present throughout the entire shelf life of the product in order to produce therapeutic benefits. In this regard, minimum levels for probiotic bacteria in fermented milks should be between 10^5 - 10^6cfu mL^{-1} [21]. Bacterial populations of 10^6 - 10^7g^{-1} in the final product have been shown to be more acceptable as efficient levels of probiotic cultures in processed foods. However, these organisms often show poor viability in market preparations [22]-[24].

The vitality of probiotics cultures in the food matrix depends on such factors as pH, acidity, process and storage temperatures, oxygen content, production of hydrogen peroxide due to bacterial metabolism, the strains used, the presence of other microorganisms, interaction between species present, culture conditions, the presence of competitive microorganisms and inhibitors [25]-[28].

However, it is a challenge to maintain the viability of probiotics in fruit juices because of the detrimental effects of the low pH environment ($< \text{pH } 4.0$) [20], [29], [30]. Probiotic viability in fruit juice is also affected by strain, method of culture preparation, state of the cells inoculated, storage temperature, oxygen level, and the presence of fibres [29]-[31]. Consequently, the objective

of this study was to investigate viability of probiotic bacteria, namely *Lactobacillus acidophilus* and *Lactobacillus rhamnosus*, in fermented dairy beverages supplemented with apple and blueberry juices.

II. MATERIALS AND METHODS

A. Preparation of Probiotic Cultures

Probiotic cultures were prepared according to Ozcan *et al.* [32] using 1g of lyophilized culture in 100 mL 12% (w/v) reconstituted sterile non-fat milk at 121°C for 15min. The cultures of *Lactobacillus acidophilus* and *Lactobacillus rhamnosus* (Danisco, Madison WI, USA) were incubated at 37±1°C for 72h. The necessary inoculum was calculated as to give approximately 8 or 9.0 log₁₀ colony forming units mL⁻¹ in yogurt after inoculation.

B. Milk Fermented with *Lactobacillus Acidophilus* and *Lactobacillus Rhamnosus*

Skim milk powder was reconstituted in distilled water at 10.70% (w/w) to yield reconstituted skim milk of the same overall composition as the raw skim milk for the fermented milks production. Reconstituted milks were heat-treated at 90°C for 10min and were cooled to 37°C. Yogurt mixes inoculated with each probiotic bacteria, such as BA (*Lactobacillus acidophilus*) and BR (*Lactobacillus rhamnosus*). Incubation was carried out at 37°C until the final pH value reached 4.7. The samples were kept at room temperature (22±1°C) for 30min., stored at 4±1°C for 12 hours.

Apple juice and blueberry juice was obtained from a commercial fruit juice manufacturing company (Elite Ltd. Company, Ankara, Turkey). For the fermented beverages manufacture probiotic yogurt samples were mixed with fruit juice concentrate at 1:1 ratio according to Akin [33]. Fermented fruit-based probiotic beverages (BAA: fruit based fermented milk containing *L. acidophilus* and apple juice, BAB: fruit based fermented milk containing *L. acidophilus* and blueberry; BRA: fruit based fermented milk containing *L. rhamnosus* and apple juice; BRB: fruit based fermented milk containing *L. rhamnosus* and blueberry) were stored for 28 days at 4±1°C.

C. Evaluation of Probiotic Bacteria

Probiotic strains were enumerated on selective medium - Man, Rogosa and Sharpe Agar (MRS) (Merck, Darmstadt, Germany) during 28 days of refrigerated storage. *L. acidophilus* was counted in MRS-Bile (MRS agar with 0.15% (w/v) of bile) [34], whereas MRS-vancomycin agar (MRS V, with 20mg mL⁻¹ of vancomycin, pH 6.2) was used for *Lactobacillus rhamnosus* [35]. The plates were incubated at 37°C for 72h under anaerobiosis in jars with the AnaeroGen Gas Packs (Oxoid, Basingstoke, UK). The cell concentrations were expressed in logarithm of colony forming units per gram of product (log cfu g⁻¹). Growth proportion index (GPI) of probiotic microorganisms was calculated as following [36]:

$$\text{GPI} = \frac{\text{Final cell population (log}_{10} \text{ cfu g}^{-1})}{\text{initial cell population (log}_{10} \text{ cfu g}^{-1})}$$

D. Analysis

In samples pH values analysed according to methodology recommended by the Association of Official Analytical Chemist Methods AOAC [37], and sensory parameters evaluated using the method of Gomes *et al.* [38]. The organoleptic attributes analysed were: appearance (uniformity), texture (viscosity), aroma intensity (fruity, acidity), flavor (milky and acid flavor), taste (acid, sweet, bitter), color and overall acceptability. The test was conducted with a 5-point hedonic scale of 1 to 5 (1 = unacceptable and 5 = excellent).

Estimation of the effect of probiotic bacteria and time of storage was conducted using ANOVA, and the significance of differences between the means was determined on the basis of Duncan's test at the significance level of $p < 0.01$.

III. RESULTS AND DISCUSSION

A. Viability of Probiotic Bacteria and Post-Acidification

The viable counts of probiotic bacteria in the fruit-based fermented beverage during 28 days of storage are shown in Fig. 1a and Fig. 1b. Storage time significantly affected viable cell counts (at 7 days intervals) of *L. rhamnosus* in fermented beverage with apple and blueberry depending on the growth of probiotic bacteria in fruit matrix ($p < 0.01$) (Table I).

The physicochemical properties of food influence probiotic bacteria survival. Table I shows the viability and growth proportion index (GPI) of probiotic microorganisms in fermented beverage during 28 days of refrigerated storage per 7 day intervals. The viability and GPI of *L. rhamnosus* were significantly higher than *L. acidophilus* in all fermented beverages. The decrease in viability of *L. acidophilus* than of *L. rhamnosus* (Fig. 1) during storage in acid foods were reported by Garro *et al.* [39] and [40]. It has been suggested that the probiotics should be present in a food at a minimum level of 10⁶–10⁷ cfu mL⁻¹ or cfu g⁻¹ in order to be recommended as a functional food [19], since 6 log₁₀ viable bacteria cfu g⁻¹ of product is required to confer health benefits [41]-[43].

The GPI for all strains at the end of storage ranged between 0.95-0.96 in apple juice beverage, whereas it was higher the in fermented beverage with blueberry with 0.99-1.02. GPI for all strains were highest in 14th day of storage. Viability and survival of *L. acidophilus* and *L. rhamnosus* in products were still higher than satisfactory therapeutic levels at the end of the recommended shelf-life (Table I). Generally when growth conditions aren't controlled, most probiotic bacteria may promptly lose viability leading a sharp reduction in its functionality [42]. The survival of *Lactobacillus* spp. varied due to the probiotic strain used as a result of different sensitivity to environmental stresses of these bacteria such as low pH and high titratable acidity [44]-[49]. Vinderola *et al.* [50] reported that pH 4.5 or lower negatively affects the cell viability of probiotic bacteria. Therefore, variations in strain stability observed in this study may be due to pH, fruit juice composition or oxygen present.

TABLE I. VIABILITY AND GROWTH PROPORTION INDEX (GPI) OF PROBIOTIC MICROORGANISMS IN DIFFERENT TREATMENTS AT DURING STORAGE*

Probiotic Yogurt	Viable Counts During Storage (log ₁₀ cfu g ⁻¹)					GPI 0	GPI 7	GPI 14	GPI 21	GPI 28
	0	7	14	21	28					
	BAA	8.00 ^{aA}	7.48 ^{aA}	8.00 ^{aA}	8.00 ^{aA}					
BAB	8.30 ^{aA}	7.48 ^{aA}	8.15 ^{aA}	8.00 ^{aA}	8.48 ^{aA}	-	0.90 ^b	0.98 ^b	0.96 ^b	1.02 ^a
BRA	9.00 ^{aB}	9.60 ^{aA}	9.15 ^{aAB}	8.30 ^{aC}	8.71 ^{aBC}	-	1.07 ^a	1.01 ^a	0.92 ^a	0.96 ^b
BRB	9.00 ^{aA}	8.23 ^{bB}	8.85 ^{aA}	8.30 ^{aB}	8.93 ^{aA}	-	0.91 ^b	0.98 ^b	0.92 ^a	0.99 ^a

*Values presented are the means of three replicates trials

^{a,b}Different superscript lowercase letters denote significant differences ($P < 0.01$) between probiotic bacteria with different fruits, ^{A,B}Different superscripts capital letters denote significant differences ($P < 0.01$) between different times

BAA: fruit based fermented beverage containing *L. acidophilus* and apple juice, BAB: fruit based fermented beverage containing *L. acidophilus* and blueberries, BRA: fruit based fermented beverage containing *L. rhamnosus* and apple juice, BRB: fruit based fermented beverage containing *L. rhamnosus* and blueberries.

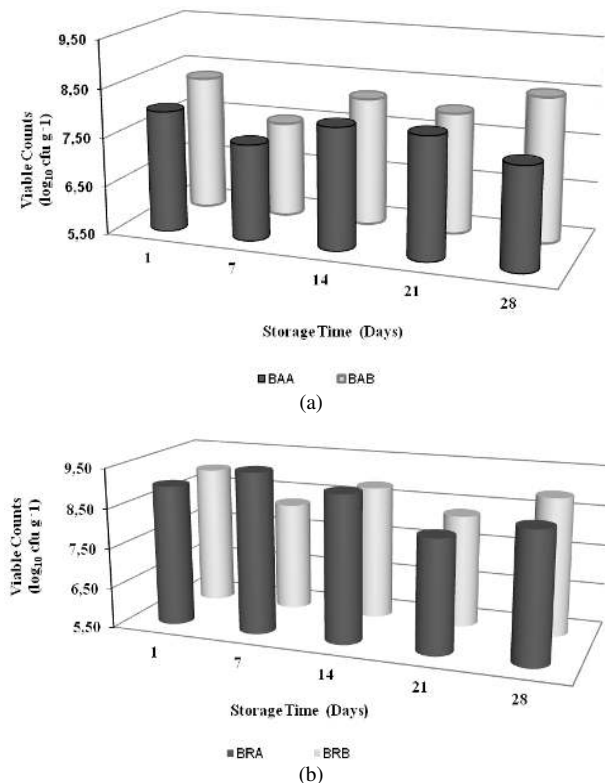


Figure 1. a) Viability of *L. acidophilus* in fruit based fermented beverage during storage b) Viability of *L. rhamnosus* in fruit based fermented beverage during storage.

BAA: fruit based fermented beverage containing *L. acidophilus* and apple juice, BAB: fruit based fermented beverage containing *L. acidophilus* and blueberry. BRA: fruit based fermented beverage containing *L. rhamnosus* and apple juice. BRB: fruit based fermented beverage containing *L. acidophilus* and blueberry.

Fruits, pulps and even the peels, have been successfully incorporated with probiotic dairy products as sources of prebiotic fibers and nutrients that stimulate the growth and activity of intestinal microbiota [51]-[54]. Fruits, especially berries, are a good source of polyphenols, like anthocyanins, micronutrients, and fibers [55]. It has been reported that phenolic compounds and some organic acids such as citric acid which are present in the fruits, are rapidly consumed by all the probiotic microorganisms and result in increased survival [56]-[59].

However, there is a lack of studies on the survival and activity of probiotic microorganisms demonstrating the effects of fruits as carrier matrices.

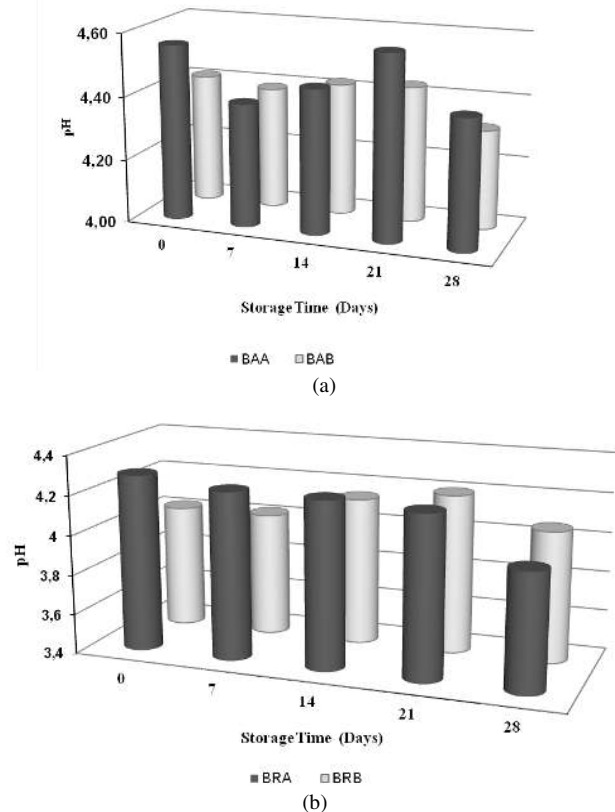


Figure 2. a) pH values of *L. acidophilus* in fruit based-fermented beverage during storage b) pH values of *L. rhamnosus* in fruit based fermented beverage during storage.

BAA: fruit based fermented beverage containing *L. acidophilus* and apple juice. BAB: fruit based fermented beverage containing *L. acidophilus* and blueberry. BRA: fruit based fermented beverage containing *L. rhamnosus* and apple juice. BRB: fruit based fermented beverage containing *L. acidophilus* and blueberry.

There were significant differences in the pH values of the samples either depending on *Lactobacillus* spp. used or t fruit variety (Fig. 2a and Fig. 2b) ($p < 0.01$). The pH value of the samples decreased throughout the storage period, however, showed slight increases in some periods. The reason for the slight increase in pH value was the

assimilation of lactic acid or other fruit organic acids and phenolic compounds by probiotic bacteria as energy source, the deamination of amino acids and the amphoteric properties of proteolysis products during the storage time.

B. Sensory Profile of Probiotic Fermented Beverages

Sensory properties including color, consistency or viscosity, taste, mouth feel, flavor is considered to be the most important properties for customer preferences. Sensory properties of fermented milk products are affected by several factors including raw materials such as milk or added fruits, production processes, fermentation conditions, food additives and starter cultures [60]. The sensory properties of yogurt samples were presented in Fig. 3. There were a significant differences in the sensory properties of the fermented dairy beverage samples ($p < 0.01$). Fruit-based fermented milk containing *L. acidophilus* and apple juice (BAA), received the best scores for overall taste and acceptability (Fig. 3). In a sensory profile, sweetness and sourness correspond respectively to sugar and organic acid contents. Fructose, glucose and sucrose are the main sources for sweetness in fruit-based fermented dairy products. However, in fermented milk products, fructose and glucose are mostly consumed by lactic acid bacteria, resulting in organic acid and characteristic aroma compounds formation. The aroma is formed by non-volatile acids, volatile acids, carbonyl compounds and miscellaneous compounds [61], [62]. Fermented beverages containing *L. acidophilus* (BAA) and *L. rhamnosus* (BRA) with apple juice received higher scores for the flavor and aroma intensity, appearance and texture. All fermented beverages were acceptable for the color at the same level. Consequently, all beverages had high sensory acceptances from the first day to the end of shelf life. Fruit fibers and flavor compounds might contribute to the desired flavor of the final product.

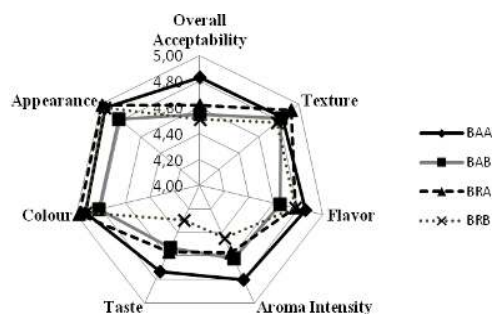


Figure 3. Average sensory ratings of fruit based fermented beverage. BAA: fruit based fermented beverage containing *L. acidophilus* and apple juice. BAB: fruit based-fermented beverage containing *L. acidophilus* and blueberries. BRA: fruit based-fermented beverage containing *L. rhamnosus* and apple juice. BRB: fruit based-fermented beverage containing *L. acidophilus* and blueberries.

IV. CONCLUSION

The microbial populations of probiotic fermented fruit-based beverages were high during storage within the designated shelf-life. The viable cell counts of the *L.*

acidophilus and *L. rhamnosus* are satisfactory. Products produced with different bacteria and fruits showed high sensory characteristics. Future research needs to be conducted to develop fermented dairy beverages of improved storage stability of probiotic *Lactobacillus* strains in fruit juice matrices with functional properties.

ACKNOWLEDGMENT

The authors are very grateful to the Commission of Scientific Research Projects of Uludag University, Bursa, Turkey (HDP (Z) 2014/9) for the financial support of this study.

REFERENCES

- [1] A. Lourens-Hattingh and B. C. Viljoen, "Yoghurt as probiotic carrier food," *International Dairy Journal*, vol. 11, pp. 1-17, 2001.
- [2] E. A. Araujo, A. F. Carvalho, E. S. Leandro, M. M. Furtado, and C. A. Moraes, "Probiotics in dairy fermented products," *Journal of Functional Foods*, vol. 47, pp. 285-89, 2010.
- [3] A. Lourens-Hattingh and B. C. Viljoen, "Growth and survival of a probiotic yeast in dairy products," *Food Research International*, vol. 34, pp. 791-796, 2001.
- [4] M. C. Collado, E. Isolauri, S. Salminen, and Y. Sanz, "The impact of probiotic on gut health," *Current Drug Metabolism*, vol. 10, pp. 68-78, 2009.
- [5] S. Oflaherty, D. M. Saulnier, B. Pot, and J. Versalovic, "How can probiotics and prebiotics impact mucosal immunity," *Gut Microbes*, vol. 1, pp. 293-300, 2010.
- [6] FAO/WHO, "Probiotic in foods: Health and nutritional properties and guidelines for evaluation," in *FAO Food and Nutrition*, pp. 85, 2006.
- [7] M. G. Gareau, P. M. Sherman, and W. A. Walker, "Probiotics and the gut microbiota in intestinal health and disease," *Nature Reviews Gastroenterology and Hepatology*, vol. 7, pp. 503-514, 2010.
- [8] F. Guarner and J. R. Malagelada, "Gut flora in health and disease," *Lancet*, vol. 360, pp. 512-518, 2003.
- [9] A. Bezkorovainy, "Probiotics: Determinants of survival and growth in the gut," *American Journal of Clinical Nutrition*, vol. 73, pp. 399-405, 2001.
- [10] M. C. Collado, E. Isolauri, S. Salminen, and Y. Sanz, "The impact of probiotic on gut health," *Current Drug Metabolism*, vol. 10, pp. 68-78, 2009.
- [11] P. Marteau and M. C. Boutron-Ruault, "Nutritional advantages of probiotics and prebiotics," *British Journal of Nutrition*, vol. 87, pp. 153-157, 2002.
- [12] M. E. Sanders, "Probiotics: Considerations for human health," *Nutrition Review*, vol. 61, pp. 91-99, 2003.
- [13] F. Leroy and L. D. Vuyst, "Lactic acid bacteria as functional starter cultures for the food fermentation industry," *Trends Food Science Technology*, vol. 15, pp. 67-78, 2004.
- [14] S. Wohlgenuth, G. Gunnar-Loh, and M. Blaut, "Recent developments and perspectives in the investigation of probiotic effects," *International Journal of Medical Microbiology*, vol. 300, pp. 3-10, 2010.
- [15] R. D. C. S. Ranadheera, S. K. Baines, and M. C. Adams, "Importance of food in probiotic efficacy," *Food Research International*, vol. 43, pp. 1-7, 2010.
- [16] C. G. Vinderola, G. A. Costa, S. Regenhart, and J. A. Reinheimer, "Influence of compounds associated with fermented dairy products on the growth of lactic acid starter and probiotic bacteria," *International Dairy Journal*, vol. 12, pp. 579-589, 2002.
- [17] T. Luckow and C. Delahunty, "Which juice is healthier? A consumer study of prebiotic non-dairy juice drinks," *Food Quality and Preference*, vol. 15, pp. 751-759, 2004.
- [18] T. Ozcan, O. Kurtuldu, and B. Delikanli, "The development of cereal-based dairy products using β -glucan," *Journal of Agricultural Faculty of Uludag University*, vol. 27, pp. 87-96, 2013.

- [19] M. Saarela, G. Mogensen, R. Fonden, J. Matto, and S. T. Matilla, "Probiotic bacteria: Safety, functional and technological properties," *Journal of Biotechnology*, vol. 84, pp.197-215, 2000.
- [20] F. C. Prado, J. L. Parada, A. Pandey, and C. R. Soccol, "Trends in non-dairy probiotic beverages," *Food Research International*, vol. 41, pp. 111-123, 2008.
- [21] A. Samona and R. K. Robinson, "Effect of yogurt cultures on the survival of bifidobacteria in fermented milks," *Journal of the Society of Dairy Technology*, vol. 47, pp. 58-60, 1994.
- [22] R. R. Ravula and N. P. Shah, "Selective enumeration of *Lactobacillus casei* from yogurt and fermented milk drinks," *Biotechnology Techniques*, vol. 12, pp. 819-822, 1998.
- [23] L. S. N. Ellenderson, D. Granato, K. B. Guergoletto, and G. Wosiacki, "Development and sensory profile of a probiotic beverage from apple fermented with *Lactobacillus casei*," *Engineering in Life Sciences*, vol. 12, pp. 475-485, 2012.
- [24] A. Talwalkar, C. W. Miller, K. Kailasapathy, and M. H. Nguyen, "Effect of packaging materials and dissolved oxygen on the survival of probiotic bacteria in yoghurt," *International Journal of Food Science and Technology*, vol. 39, pp. 605-611, 2004.
- [25] C. P. Champagne, N. J. Gardner, and D. Roy, "Challenges in the addition of probiotic cultures to foods," *Critical Reviews in Food Science and Nutrition*, vol. 45, pp. 61-84, 2005.
- [26] N. P. Shah, "Probiotic bacteria: Selective enumeration and survival in dairy foods," *Journal of Dairy Science*, vol. 83, pp. 894-907, 2000.
- [27] K. Goderska, M. Czarnecka, and Z. Czarnecki, "Effect of prebiotic additives to carrot juice on the survivability of *Lactobacillus* and *Bifidobacterium* bacteria," *Polish Journal of Food & Nutrition Sciences*, vol. 57, pp. 427-432, 2007.
- [28] R. P. S. Oliveira, P. Perego, M. N. Oliveira, and A. Converti, "Effect of inulin as a prebiotic to improve growth and counts of a probiotic cocktail in fermented skim milk," *LWT – Food Science and Technology*, vol. 2, pp. 520-523, 2011.
- [29] C. P. Champagne and N. J. Gardner, "Effect of storage in a fruit drink on subsequent survival of probiotic *Lactobacilli* to gastrointestinal stresses," *Food Research International*, vol. 4, pp. 539-543, 2008.
- [30] N. P. Shah, W. K. Ding, M. J. Fallourd, and G. Leyer, "Improving the stability of probiotic bacteria in model fruit juices using vitamins and antioxidants," *Journal of Food Science*, vol. 75, pp. 278-282, 2010.
- [31] M. Saarela, I. Virkajarvi, L. Nohynek, A. Vaari, and J. Matto, "Fibres as carriers for *Lactobacillus rhamnosus* during freeze-drying and storage in apple juice and chocolate-coated breakfast cereals," *International Journal of Food Microbiology*, vol. 112, pp. 171-178, 2006.
- [32] T. Ozcan, L. Yilmaz-Ersan, A. Akpınar-Bayizit, O. I. Sahin, and P. Aydinol, "Viability of *Lactobacillus acidophilus* LA-5 and *Bifidobacterium bifidum* BB-12 in rice pudding," *Mljekarstvo*, vol. 60, pp. 135-144, 2010.
- [33] Z. Akin, "Determination of properties of non-fat fermented milk drink with vegetable protein additives," M.S. thesis, Uludag Univ., Bursa, Turkey, 2014, pp. 104.
- [34] C. G. Vinderola, and J. A. Reinheimer, "Enumeration of *Lactobacillus casei* in the presence of *L. acidophilus*, *Bifidobacteria* and lactic starter bacteria in fermented dairy products," *International Dairy Journal*, vol. 10, pp. 271-275, 2000.
- [35] N. Tharmaraj and N. P. Shah, "Selective enumeration of *Lactobacillus delbrueckii* ssp. *bulgaricus*, *Streptococcus thermophilus*, *Lactococcus acidophilus*, *Bifidobacteria*, *Lactobacillus casei*, *Lactobacillus rhamnosus* and *Propionibacteria*," *Journal of Dairy Science*, vol. 86, pp. 2288-2296, 2003.
- [36] E. Ahmadi, A. M. Mortazavian, M. R. Fazeli, H. Ezzatpanah, and R. Mohammadi, "The effects of inoculant variables on the physicochemical and organoleptic properties of Doogh," *International Journal of Dairy Technology*, vol. 65, pp. 274-281, 2012.
- [37] AOAC, *Official Methods of Analysis*, 18th ed., Gaithersburg, MD: Association of Official Analytical Chemists, 2005.
- [38] J. J. L. Gomes, A. M. Duarte, et al., "Physicochemical and sensory properties of fermented dairy beverages made with goat's milk, cow's milk and a mixture of the two milks," *LWT – Food Science and Technology*, vol. 54, pp. 18, 2013.
- [39] M. S. Garro, G. F. de Valdez, G. Oliver, and G. S. D. Giori, "Starter culture activity in refrigerated fermented soymilk," *Journal of Food Protection*, vol. 62, pp. 808-810, 1999.
- [40] C. L. Nicolesco and L. C. Buruleanu, "Correlation of some substrate parameters in growing *Lactobacillus acidophilus* on vegetable and fruit cocktail juices," *Bulletin UASVM Agriculture*, vol. 67, pp. 352-359, 2010.
- [41] R. Agrawal, "Probiotics: An emerging food supplement with health benefits," *Food Biotechnology*, vol. 19, pp. 227-246, 2005.
- [42] N. J. Champagne and D. Gardner, "Key challenges in the addition of probiotic cultures to foods," *Critical Reviews in Food Science and Nutrition*, vol. 45, pp. 61-84, 2005.
- [43] A. Homayouni, A. Azizi, M. R. Ehsani, M. S. Yarmand, and S. H. Razavi, "Effect of microencapsulation and resistant starch on the probiotic survival and sensory properties of symbiotic ice cream," *Food Chemistry*, vol. 111, pp. 50-55, 2008.
- [44] A. M. Mortazavian, M. R. Ehsani, et al., "Preliminary investigation of the combined effect of heat treatment and incubation temperature on the viability of the probiotic microorganisms in freshly made yogurt," *International Journal of Dairy Science*, vol. 59, pp. 8-11, 2006.
- [45] A. M. Mortazavian, M. R. Ehsani, S. M. Mousavi, S. Sohrabvandi, and J. A. Reinheimer, "Combined effects of temperature-related variables on the viability of probiotic microorganisms in yogurt," *The Australian Journal of Dairy Science*, vol. 61, pp. 248-252, 2006.
- [46] V. M. Sheehan, P. Ross, and G. F. Fitzgerald, "Assessing the acid tolerance and the technological robustness of probiotic cultures for fortification in fruit juices," *Innovative Food Science and Emerging Technologies*, vol. 8, pp. 279-284, 2007.
- [47] A. M. Mortazavian, S. Ghorbanipour, M. A. Mohammadifar, and M. Mohammadi, "Biochemical properties and viable probiotic population of yogurt at different bacterial inoculation rates and incubation temperatures," *Philippine Agricultural Scientist*, vol. 94, pp. 111-116, 2011.
- [48] G. Shafiee, A. M. Mortazavian, M. A. Mohammadifar, M. R. Koushki, A. Mohammadi, and R. Mohammadi, "Combined effects of dry matter content, incubation temperature and final pH of fermentation on biochemical and microbiological characteristics of probiotic fermented milk," *African Journal of Microbiology Research*, vol. 4, pp. 1265-1274, 2010.
- [49] S. Heydari, A. M. Mortazavian, M. R. Ehsani, M. A. Mohammadifar, and S. Sohrabvandi, "Biochemical, microbiological and sensory characteristics of probiotic yogurt containing various prebiotic or fiber compounds," *Italian Journal of Food Science*, vol. 23, pp. 153-163, 2011.
- [50] C. G. Vinderola, G. A. Costa, S. Regenhart, and J. A. Reinheimer, "Influence of compounds associated with fermented dairy products on the growth of lactic acid starter and probiotic bacteria," *International Dairy Journal*, vol. 12, pp. 579-589, 2002.
- [51] A. P. Espirito Santo, P. Perego, A. Converti, and M. N. Oliveira, "Influence of food matrices on probiotic viability: A review focusing on the fruity bases," *Trends in Food Science & Technology*, vol. 22, pp. 377-385, 2011.
- [52] A. P. Espirito-Santo, P. Perego, A. Converti, and M. N. Oliveira, "Influence of milk type and addition of passion fruit peel powder on fermentation kinetics, texture profile and bacterial viability in probiotic yoghurts," *LWT – Food Science and Technology*, vol. 47, pp. 393-399, 2012.
- [53] A. L. F. Pereira, T. C. Maciel, and S. Rodrigues, "Probiotic beverage from cashew apple juice fermented with *Lactobacillus casei*," *Food Research International*, vol. 44, pp. 1276-1283, 2011.
- [54] T. Sheela and R. S. Suganya, "Studies on anti-diarrhoeal activity of synbiotic plums juice," *International Journal of Scientific and Research Publications*, vol. 2, pp. 1-5, 2012.
- [55] A. Basu, M. Rhone, T. J. Lyons, "Berries: Emerging impact on cardiovascular health," *Nutrition Review*, vol. 68, pp. 168-177, 2010.
- [56] Z. E. Mousavi, S. M. Mousavi, S. H. Razavi, Z. Emam-Djomeh, and H. Kiani, "Fermentation of pomegranate juice by probiotic lactic acid bacteria," *World Journal of Microbiology and Biotechnology*, vol. 27, pp. 123-128, 2011.
- [57] D. Najgebauer-Lejko, "Effect of green tea supplementation on the microbiological, antioxidant, and sensory properties of probiotic milks," *Dairy Science and Technology*, vol. 94, pp. 327-339, 2014.

- [58] C. L. Nicolesco and L. C. Buruleanu, "Correlation of some substrate parameters in growing *Lactobacillus acidophilus* on vegetable and fruit cocktail juices," *Bulletin of the University of Agricultural Sciences & Veterinary*, vol. 67, pp. 352-359, 2010.
- [59] S. Nualkaekul and D. Charalampopoulos, "Survival of *Lactobacillus plantarum* in model solutions and fruit juices," *International Journal of Food Microbiology*, vol. 146, pp. 111-117, 2011.
- [60] R. Coda, A. Lanera, A. Trani, M. Gobetti, and R. Dicagno, "Yogurt-Like beverages made of a mixture of cereals, soy and grape must: Microbiology, texture, nutritional and sensory properties," *International Journal of Food Microbiology*, vol. 155, pp. 120-127, 2012.
- [61] A. Y. Tamime and A. K. Robinson, *Yoghurt: Science and Technology*, Woodhead Publishing Limited, 2000.
- [62] A. Y. Tamime, *Probiotic Dairy Products*, Backwell Publishing Limited, 2005.



Tulay Ozcan is an Associate Professor of Department of Food Engineering at the Uludag University, Bursa, Turkey. More recently, she has worked in the area of rheology and texture of dairy products. From 2005 to 2006 and 2010 (21 months) she worked at University of Wisconsin-Madison USA, Department of Food Science as a visiting scientist. Topics of interest include dairy chemistry and biochemistry, rheological properties and microstructure of yogurt, texture of yogurt and cheese, the use of dairy and plant based proteins for the production of functional dairy products, probiotics and prebiotics, traditional cheeses and enzyme accelerated ripening of cheese, the use of fat replacer in dairy products and principles of nutrition.



Lutfiye Yilmaz-Ersan is an Associate Professor of Department of Food Engineering at the Uludag University, Bursa, Turkey. More recently, she has worked dairy and dairy products. From 2007 to 2008 (14 months) she worked at University of Nebraska-Lincoln USA, Department of Food Science and Technology as a visiting scientist. Topics of interest include dairy and dairy products, probiotics and prebiotics.



Arzu Akpınar-Bayızit is Assistant Professor at the Department of Food Engineering, Uludag University, Bursa/Turkey. After having M.Sc. degree at Uludag University on 1994, she had her Ph.D. degree at the Department of Biological Sciences of the University of Hull, United Kingdom, on 1997. The topic of her Ph.D. project funded by Higher Education Council of Turkey was on fungal lipid metabolism, subsequently a novel hydroxylated fatty acid was identified from the sewage fungus, *Leptomitus lacteus*. The main lectures given by Mrs. AKPINAR-BAYIZIT are Instrumental Analysis, Microbial Process Technology, Food Fermentations and Functional Foods. Topics of her research interest include fermentation technology, particularly microbial fermentations, and lipid technology. To date she has supervised 6 M.Sc. studies, and supervising ongoing 5 M.Sc. and 3 Ph.D. projects. She has published several research and review articles in international journals and has two book chapters.



Berrak Delikanli is a postgraduate student of Department of Food Engineering at the Uludag University, Bursa, Turkey. She has working on the texture of dairy products and especially yogurt. Topics of interest also include dairy chemistry and biochemistry, the use of dairy based proteins and probiotics for the production of functional dairy products.



Abdullah Barat received B.Sc. degree from Nanjing University, School of Chemistry and Chemical Engineering in China in 2010. He is an M.Sc student of Department of Food Engineering at the Uludag University, Bursa, Turkey. His current research interests focus on the production of functional dairy products, probiotics and prebiotics.