



Conference Paper

Synthesis and Characterization of Precipitated CaCO_3 from Ankerite Prepared by Bubbling Method

Fatimatul Munawaroh¹, Laila Khamsatul Muharrami¹, Triwikantoro², and Zaenal Arifin²

¹University of Trunojoyo Madura, Faculty of Education, Natural Science Education Study Program, Jl. Raya Telang Kamal, Bangkalan, 69162, Indonesia

²Sepuluh Nopember Institute of Technology, Faculty of Natural Science, Physics Department, Kampus ITS Sukolilo, Surabaya, 60111, Indonesia

Abstract

This study investigates characteristics of precipitated calcium carbonate (PCC) synthesized from ankerite prepared by bubbling method. Ankerite obtained from Ambunten, Sumenep (East Java, Indonesia). The bubbling method was used CO_2 gas with the flow rate of 8 L/min. The crystalline phase of PCC was characterized by X-ray diffraction (XRD), the functional group CaCO_3 was analyzed using infrared spectroscopy equipped with Fourier Transform (FTIR). The morphological of PCC was observed by Scanning Electron Microscope (SEM). PCC powder formed has a calcite phase based on XRD test result with characteristic 2θ at 29.33° . The FTIR spectra show the presence of calcite at 873 cm^{-1} and 712 cm^{-1} . Observation by SEM shows the morphology of calcite is rhombohedral cubic.

Keywords: Ankerite, bubbling method, precipitated CaCO_3

1. Introduction

Precipitated CaCO_3 (PCC) can be synthesized or derived from natural resources or using chemicals. One of the carbonate-based natural resources is limestone. Indonesia has abundant carbonate reserves [1], including Madura island. Limestone in Madura Island only has low value [2]. PCC has a full application in many industries; as a filler in paper, rubber, and plastic material, coatings [3, 4]. The calcite phase PCC is widely used in the industry because of its superior appearance and bright colors [5].

The synthesis of PCC from limestone has also been carried out by researchers [6–11]. Limestone that has been widely used for the synthesis of CaCO_3 is calcite [7, 8] and dolomite [6, 9, 12, 13]. No researcher has tried the synthesis of limestone-based PCC with an ankerite phase. The ankerite phase is polymorph from dolomite and kutnohorite

Corresponding Author:

Fatimatul Munawaroh
fatim@trunojoyo.ac.id

Received: 19 February 2019

Accepted: 5 March 2019

Published: 16 April 2019

Publishing services provided by
Knowledge E

© Fatimatul Munawaroh

et al. This article is distributed under the terms of the [Creative Commons Attribution License](#), which permits unrestricted use and redistribution provided that the original author and source are credited.

Selection and Peer-review under the responsibility of the ICBSA Conference Committee.



[14]. Limestone with an ankerite phase has the potential to be used as primary material for making PCC to be more valuable.

One way for the synthesis of PCC is bubbling method. Many researchers have used it [15–18]. The bubbling method is to flow CO₂ gas into spherical bubbles to the solution. This method is low cost and easy procedure [5]. The primary objective of the study is synthesizing of PCC used ankerite from Ambunten, Madura island (Indonesia).

2. Material and Methods

Calcium oxide (CaO) prepared from Ambunten's calcined limestone with Ca 95.37 wt% and ankerite phase [1] (Fig. 1a). CaO and aquades were dissolved and stirred to form 1 M Ca(OH)₂ solution. Ca(OH)₂ solution was precipitated for 24 hours. Then a clear solution of Ca(OH)₂ is separated from the precipitate and the top layer.

PCC synthesis uses the bubble method by flowing CO₂ gas into a clear Ca(OH)₂ solution CO₂ gas flow rate is 8 L/min and terminated when the pH of the solution has reached 7. The solution was filtered and dried in the oven at 105 °C for 3 hours.

The crystalline phases of synthesized PCC powder were analyzed using X-Ray Diffraction test X-pert MPD with Cu-K α radiation ($\lambda = 1,5406 \text{ \AA}$) and scanned from 10° to 60°. The crystal size of PCC was analyzed using Scherrer equation (Eq. 1):

$$D = \frac{0.9\lambda}{B \cos \theta} \quad (1)$$

with D is average crystallite size (nm), λ is X-Ray wavelength (nm), B is line broadening (radian), and θ is Bragg angle (°).

The functional groups of PCC were tested using Fourier Transform Infra Red Thermo Scientific Nicolet iS10 and taken in the 500 – 4000 cm⁻¹. The morphology was observed by Scanning Electron Microscope FEI Inspect S50 X'pertPRO PANalytical.

3. Results and Discussion

The flow of CO₂ gas bubbles into the Ca(OH)₂ solution is called the carbonation process so that the CO₂ gas flow rate is one parameter in the formation of CaCO₃. After flowing CO₂ gas, the newly formed CO₃²⁻ reacts with Ca²⁺ to form CaCO₃. The formation of CaCO₃ formed initially is amorphous and transforms rapidly to form rhombic calcite [16]. The carbonation process is ended if the pH of the solution has not changed. Carbonation reaction following previous research [15, 16].

3.1. Crystal phase of precipitated CaCO_3 (PCC)

The limestone diffraction pattern of Ambunten is shown in Fig. 1 (a) which shows all phases of ankerite and has been reported [1]. Precipitated CaCO_3 powder diffraction patterns produced by the bubble method are presented in Fig. 1 (b). Qualitative analysis using SEARCH and MATCH exhibits 100 % calcite phase (JCPDS no. 96-900-9668). Calcite is seen in 2 theta 23.02, 29.33, 31.36, 35.92, 39.43, 43.15, 47.05, 47.41, 48.43, 56.50, 56.60, 57.34, 57.47 and 57°. Characteristic of calcite at 2 theta values 29.33, corresponding to hkl 1 0 4, with trigonal (hexagonal axes) crystal systems and the lattice parameter of $a = b = 4.9910 \text{ \AA}$ and $c = 17.0680$. The same results have also been reported [11], [16, 19, 20], [21]. PCC powder crystal size is calculated using equation (1) with the mean of 43,85 nm. The crystal size distribution is shown in Fig. 2. Most of the crystal sizes are in the range 43 – 53 nm.

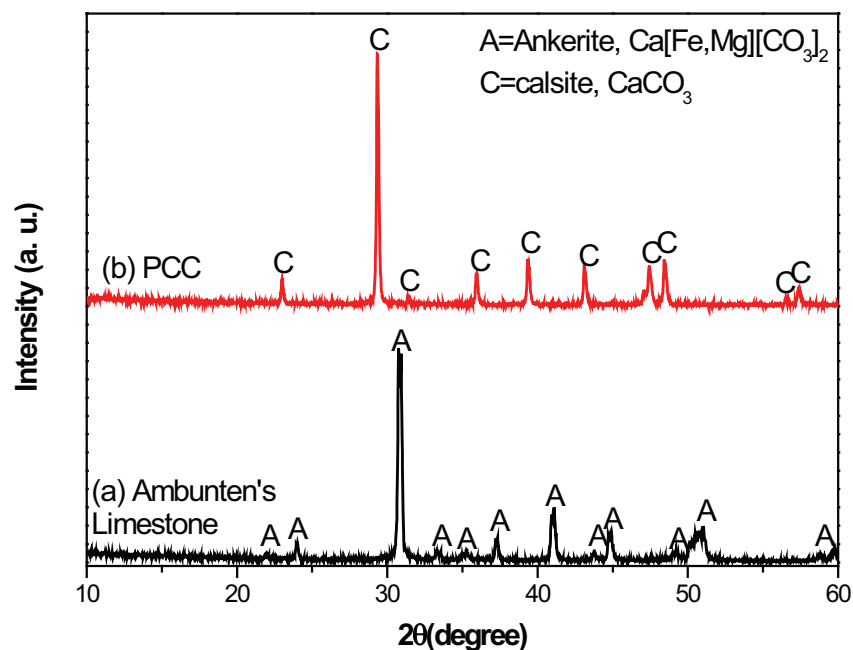


Figure 1: XRD patterns of limestone and PCC powder.

3.2. Analysis by Fourier transform Infra Red (FTIR)

Fig. 3 shows the FTIR spectra of synthesized PCC using the bubbling method. Six bands are visible, 420, 712, 873, 1393, 1793, 2040 and 2360. Characteristic of calcite are seen at 712 and 873 [3, 17, 19], [21]. Calcite has two absorption bands characteristics in the

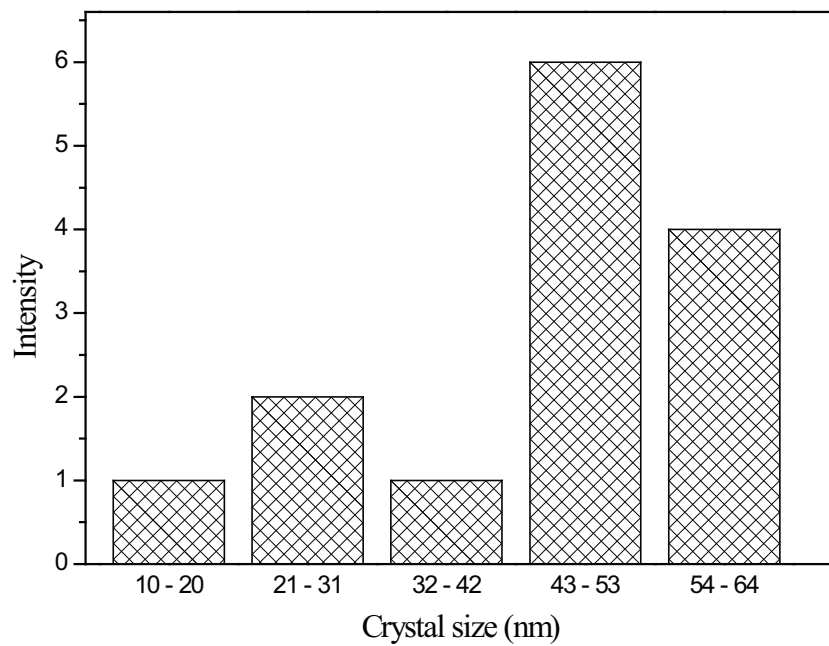


Figure 2: Crystal size distribution of PCC powder.

out of bending plane ν_2 875 cm^{-1} and doubly degenerate planar bending ν_4 713 cm^{-1} [22].

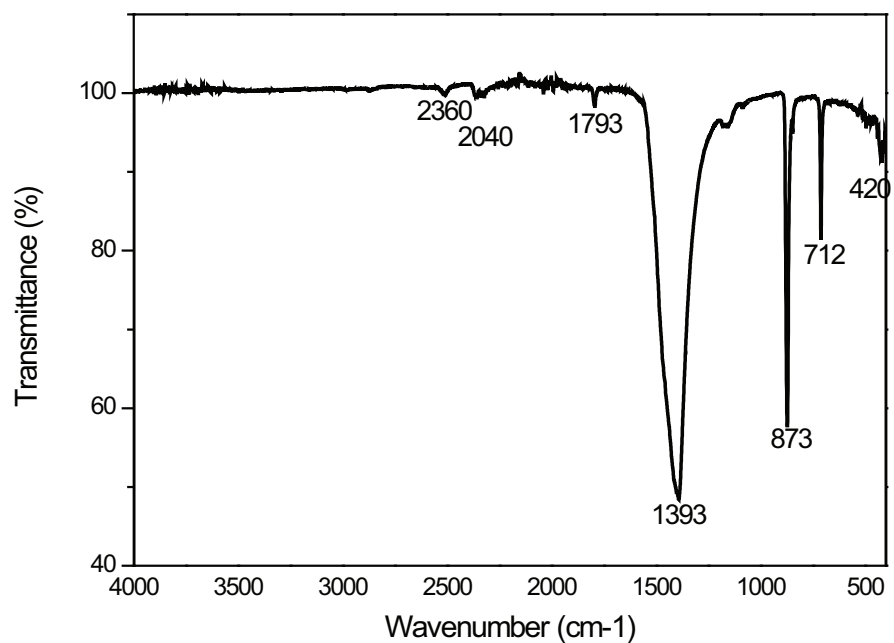


Figure 3: FTIR spectra of PCC powder using bubbling method.

3.3. Observation by scanning electron microscope (SEM)

Morphology of the synthesized PCC powder using bubbling method shown in Fig. 4. Morphology of calcite is rhombohedral cubic. It is the same as previously reported [5, 16], [23], [24]. Calcite is the most stable polymorph of CaCO_3 compared to vaterite and aragonite [5, 25] at ambient conditions (temperature and pressure). In this study, calcite obtained formed at room temperature with the CO_2 gas flow rate of 8 L / min.




Figure 4: SEM images of PCC synthesized using bubbling method with magnification (a) 2500x and (b) 15000x.

4. Conclusions

In summary, the synthesis of precipitated CaCO_3 (PCC) from ankerite using bubbling method has been successful. The PCC formed has a 100% calcite phase with morphology rhombohedral cubic. The average size of PCC powder crystals is 43.85 nm. The formation of PCC is also detected from the presence of the CaCO_3 group from FTIR test results at 875 and 713 cm^{-1} .

Acknowledgments

The work is partially supported by the PKPT no. 612/UN46.3.1/PN/2018, Ministry of Research, Technology, and Higher Education of the Republic of Indonesia, Science Laboratory of the University of Trunojoyo Madura and Material Physics Laboratory of ITS.

References

- [1] Munawaroh F, Muharrami LK, Arifin, Triwikantoro Z. Calcium Oxide Characteristics Prepared From Ambunten ' S Calcined Limestone 2018;5.
- [2] Munawaroh F, Muharrami LK, Triwikantoro T, Arifin Z. Characterization of Limestone in Pamekasan Madura Island as Raw Material for Producing Nano Precipitated Calcium Carbonate (NPCC) 2018. doi:10.1088/1757-899X/395/1/012009.
- [3] Gopi S, Subramanian VK, Palanisamy K. Aragonite – calcite – vaterite: A temperature influenced sequential polymorphic transformation of CaCO_3 in the presence of DTPA. Mater Res Bull 2013;48:1906–12. doi:10.1016/j.materresbull.2013.01.048.
- [4] Altiner M, Yildirim M. Production and characterization of synthetic aragonite prepared from dolomite by eco-friendly leaching–carbonation process. Adv Powder Technol 2017. doi:10.1016/j.appt.2016.10.024.
- [5] Jimoh OA, Shah K, Hashim A, Hussin B, Temitope AE. Synthesis of precipitated calcium carbonate: a review. Carbonates and Evaporites 2017. doi:10.1007/s13146-017-0341-x.
- [6] Arifin Z, Apriliani NF., Zainuri M, Darminto D. Characterization of Precipitated CaCO_3 Synthesized from Dolomite 2012;36:10–2. doi:10.1088/1757-899X.
- [7] Arifin Z, Riyanto A, Lailiyah Q, Triwikantoro, Pratapa S, Darminto. Precipitated CaCO_3 with Unique Crystalline Morphology Prepared from Limestone. Trans Indian Ceram Soc 2015;74:202–7. doi:10.1080/0371750X.2015.1084892.
- [8] Arifin, Zaenal; Pratapa, Suminar; Triwikantoro, Triwikantoro; Darminto D. Analysis of CaCO_3 Products from Lime Solution 2013:1–5. doi:10.1063/1.4820291.
- [9] Ramasamy V, Anand P, Suresh G. Biomimetic Synthesis and characterization of precipitated CaCO_3 nanoparticles using different natural carbonate sources: A novel approach 2017;12:499–511.
- [10] Ramakrishna C, Thenepalli T, Ahn JW. A Brief review of Aragonite Precipitated Calcium Carbonate (PCC) Synthesis Methods and Its Applications 2017;55:443–55.
- [11] Thriveni T, Ahn JW, Ramakrishna C, Ahn YJ, Han C. Synthesis of nano precipitated calcium carbonate by using a carbonation process through a closed loop reactor. J Korean Phys Soc 2016;68:131–7. doi:10.3938/jkps.68.131.
- [12] Ramakrishna C, Thenepalli T, Huh J, Ahn JW, Corporation HC, Division MP, et al. Communication Preparation of Needle like Aragonite Precipitated Calcium Carbonate (PCC) from Dolomite by Carbonation Method 2016;53:7–12.

- [13] Kanoje B, Patel D, Kuperkar K. Morphology modification in freshly Precipitated Calcium Carbonate particles using surfactant-polymer template. *Mater Lett* 2017;187:44–8. doi:10.1016/j.matlet.2016.10.043.
- [14] Berman H, Howie RA, Minato I, Morikawa H, Smyth JR, Swope RJ, et al. *Physical Properties: English* 2005;2:2005. doi:10.3746/jfn.2005.10.2.187.
- [15] Altiner M. Influences of CO₂ Bubbling Types on Preparation of Calcite Nanoparticles by Carbonation Process 2017:10664.
- [16] Han YS, Hadiko G, Fuji M, Å M. Effect of flow rate and CO₂ content on the phase and morphology of CaCO₃ prepared by bubbling method 2005;276:541–8. doi:10.1016/j.jcrysgro.2004.11.408.
- [17] Kim BJ, Park EH, Choi KD, Kang KS. Synthesis of CaCO₃ using CO₂ at room temperature and ambient pressure. *Mater Lett* 2017;190:45–7. doi:10.1016/j.matlet.2016.12.030.
- [18] Zhao L, Wang X. Synthesis of Novel Plate-Shaped Nano-Calcium Carbonate by a Bubbling Method 2010:2009–10.
- [19] Kirboga S, Oner M. Effect of the experimental parameters on calcium carbonate precipitation. *Chem Eng Trans* 2013;32:2119–24. doi:10.3303/CET1332354.
- [20] Ulkeryildiz E, Kilic S, Ozdemir E. Nano-CaCO₃ synthesis by jet flow. *Colloids Surfaces A Physicochem Eng Asp* 2017;512:34–40. doi:10.1016/j.colsurfa.2016.10.037.
- [21] Saraya MEI, Hassan H, Rokbaa AE. Formation and Stabilization of Vaterite Calcium Carbonate by Using Natural Polysaccharide 2017:158–82. doi:10.4236/anp.2017.64014.
- [22] Al Omari MMH, Rashid IS, Qinna NA, Jaber AM, Badwan AA. Calcium Carbonate. Vol. 41. 2016. doi:10.1016/bs.podrm.2015.11.003.
- [23] Jimoh OA, Otitoju TA, Hussin H, Shah K, Baharun N. Understanding the Precipitated Calcium Carbonate (PCC) Production Mechanism and Its Characteristics in the Liquid-Gas System Using Milk of Lime (MOL) Suspension 2017;1:1–7.
- [24] Declat A, Reyes E, Suárez OM. Calcium carbonate precipitation: A review of the carbonate crystallization process and applications in bioinspired composites. *Rev Adv Mater Sci* 2016;44:87–107.
- [25] Thriveni T, Jegal Y, Ahn J, Resources M, Korea S, Cement H, et al. Aragonite Precipitated Calcium Carbonate – Filler for Light Weight Plastics 2015;3:207–11.