

Published in final edited form as:

J Org Chem. 2008 November 21; 73(22): 8780–8784. doi:10.1021/jo8015067.

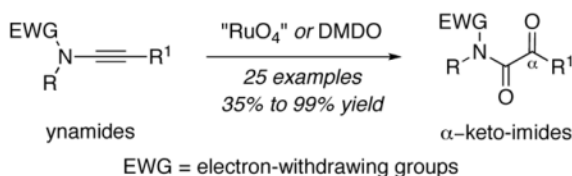
Synthesis of α -Keto-Imides via Oxidation of Ynamides

Ziyad F. Al-Rashid^a, Whitney L. Johnson^a, Richard P. Hsung^a, Yonggang Wei^a, Pei-Yuan Yao^b, Renhei Liu^b, and Kang Zhao^b

^a Division of Pharmaceutical Sciences and Department of Chemistry, University of Wisconsin, Madison, WI 53705

^b College of Pharmaceuticals and Biotechnology, Tianjin University, Tianjin 300072, People's Republic of China

Abstract



A *de novo* preparation of α -keto-imides via ynamide oxidation is described. With a number of alkyne oxidation conditions screened, a highly efficient $\text{RuO}_2\text{-NaIO}_4$ mediated oxidation and a DMDO oxidation have been identified to tolerate a wide range of ynamide types. In addition to accessing a wide variety of α -keto-imides, the $\text{RuO}_2\text{-NaIO}_4$ protocol provides a novel entry to the vicinal tricarbonyl motif via oxidation of push-pull ynamides, and imido acylsilanes from silyl-substituted ynamides. Chemoselective oxidation of ynamides containing olefins can be achieved using DMDO, while the $\text{RuO}_2\text{-NaIO}_4$ protocol is not effective. These studies provide further support for the synthetic utility of ynamides.

Introduction

In our efforts to explore the reactivity of ynamides and to establish their utility as versatile synthons,^{1–4} we arrived at α -keto-imides⁵ [see **1a** in Scheme 1], a hitherto underrepresented chemical entity. Literature precedents on the engagement of α -keto-imides towards diastereoselective outcomes,⁶ as well as a significant body of literature surrounding the structurally related α -keto-amides [**1b**] and esters [**1c**],^{7–11} prompted us to pursue an optimized entry to these molecules. Ynamide preparation via copper-mediated amidation of bromoalkynes^{2c–i} along with the recently reported amidations of terminal acetylenes^{2b} have tolerated a variety of amide types and alkyne functionality,^{2e,2g,3,12} providing access to a wide variety of ynamides. Building on this versatile synthon, we pursued a highly efficient oxidative protocol transforming a range of ynamide types to access a structurally diverse array of α -keto-imides.

The limited literature involving α -keto-imides confirms their utility as synthons with the potential of incorporating elements of stereocontrol. Some examples are successes in *hetero*-Diels Alder reactions,^{6a} an intriguing divergent diastereoselective allylation,^{6b}

E-mail: zalrashid@gmail.com, E-mail: rhsung@wisc.edu.

SUPPORTING INFORMATION AVAILABLE. Experimental procedures, characterization data for all new compounds, ¹H NMR, ¹³C NMR spectra, and X-ray structural data are available free of charge via Internet at <http://pubs.acs.org>.

diastereoselective cyanation,^{6c} and Grignard additions.^{6d} In these reports, preparations of α -keto-imides were accomplished by amidation of α -keto-acids, or by ozonolytic or osmium mediated oxidative cleavage of acrylimides. Although there is a compelling parallel between α -keto-imides **1a** and the related α -keto-amides [**1b**] and esters [**1c**], the latter has attracted much more synthetic interest as evident from an array of elegant solutions to their construction,⁸ including seminal work on oxidations of ynamines^{7a-d} that is related to the efforts to be described herein as well as advances in their applications as synthons,⁹ and a greater understanding of their role as pharmacophores.¹⁰

The underlying reactivity of α -keto-amides [**1b**] and esters [**1c**] stems from the enhanced electrophilicity of their respective keto carbonyl group. Transformations of these compounds have involved the addition of nucleophiles^{9a} with particular interest placed on attaining stereochemical control through a chirality-inducing element substituted on the oxygen or nitrogen atom. It is noteworthy that α -keto-amides **1b** have also been engaged in pinacol-type couplings^{9b} as well as photocyclizations leading to β -lactams.^{9c} In the biological setting, this reactivity is implicated in the engagement of key cysteine and lysine residues important to protease,^{10a-d} lipase,^{10e} and histone deacetylase activity.^{10f} Facile hydrate formation of the α -keto carbonyl, which serves as a transition state mimic of the tetrahedral intermediates associated with amide and ester hydrolysis, has also been associated with enzyme inhibitory activity.^{10b} Given the close analogy between α -keto-imides **1a** and α -keto-amides or esters [**1b** or **1c**], access to α -keto-imides should prove to be of significance in organic synthesis and medicinal chemistry. We wish to report here highly efficient oxidative transformations of ynamides to novel α -keto-imides.

Results and Discussion

Our first experiences with α -keto-imides arose from studies aimed at the preparation of benzofurans via a Rh(I)-catalyzed demethylation-cyclization of *o*-anisole-substituted ynamides such as **2** [Scheme 2].^{4c} While not highly reproducible, α -keto-imide **3⁵** could be obtained in 45% yield by exposure of ynamide **2** to the action of Wilkinson's catalyst and AgBF₄, and an X-ray structure of α -keto-imide **3⁵** was also attained [see Supporting Information]. Although we have not identified the stoichiometric oxidant involved, α -keto-imide formation has been correlated with the use of contaminated/decomposed samples of Wilkinson's catalyst containing triphenylphosphine oxide.

A more consistent entry to α -keto-imides from ynamides became apparent during our exploration of the dimethyldioxirane (DMDO) oxidation of ynamides **4** [Scheme 3].⁵ We were interested in probing the possibility of arriving at push-pull carbenes **5** derived from the oxidation of **1** through the rearrangement of presumed oxirenes **A**. This event was confirmed by the isolation of push-pull carbene-derived cyclopropanes **6**. The formation of α -keto-imides **7** was often a competing outcome of these reactions, presumably resulting from a second oxidation of the carbenes **5**, although oxidation of oxirenes **A** to 1,3-dioxabicyclobutanes **8** followed by rearrangement to α -keto-imides **7** cannot be ruled out.

Pursuing the purposeful preparation of α -keto-imides, we examined a number of alkyne oxidation conditions of ynamide **9** [Table 1]. In addition to DMDO oxidation,^{5,13} α -keto-imide **10** formation could be achieved by the action of ozone,^{7b-d} *m*-CPBA,¹⁴ and RuO₄ generated *in situ* from either RuO₂ or RuCl₃.^{7a,15} We also examined the action of I₂ in DMSO,¹⁶ as well as CuCl₂ in DMSO¹⁷ at elevated temperatures (150 °C), however, no evidence of α -keto-imide **10** was found, with complete consumption of the starting ynamide **9** [entries 6 and 7]. Oxidation by DMDO¹⁸ provided the α -keto-imide in 86% isolated yield [entry 1] with ~5% yield of what appears to be the corresponding α -keto-carboxylic acid accompanied by the free Evans' oxazolidinone auxiliary. The stability of α -keto-imides in wet acetone suggests that the

formation of α -keto-carboxylic acid does not occur by a simple event of hydrolyzing the respective imide motif.⁵ We are currently still investigating this mechanistic issue. *m*-CPBA oxidation provided only trace amounts of **10** [entry 3].¹⁹ The RuO₄ mediated oxidation quickly became the method of choice, yielding **10** in quantitative yields [entries 4 and 5].

We proceeded to examine the scope of RuO₂-NaIO₄ mediated oxidation varying ynamide electronic properties [Table 2]. The ynamides examined varied in the nature of the electron withdrawing group on nitrogen, as well as the electron withdrawing or donating ability of the alkyne substituent [entries 4–6]. All oxidations proceeded in moderate to high yield, and the resulting α -keto-imides tolerated routine laboratory handling such as purification and storage. In addition to facile preparation of a variety of α -keto-imides, this method provides ready access to the vicinal tricarbonyl motif as in **20** and **21** [entries 4 and 5] with long standing chemical and biological intrigue,²⁰ and these preparations also showcase the synthetic utility of so called push-pull ynamides **14** and **15**. Imido acylsilanes such as **22** [entry 6] should be poised for umpolung chemistry elegantly demonstrated by Johnson's tandem alkylation-aldolizations of silylglyoxylates.¹¹

We then examined the preparation of α -keto-imides from ynamides with varied alkyne substitution and compared DMDO and RuO₂-NaIO₄ conditions [Table 3]. Throughout this series, the RuO₂-NaIO₄ mediated oxidation provided higher yields of the doubly oxidized products. Increasing steric bulk surrounding the alkyne [from entries 1–4] was well tolerated by both methods, and is accompanied by increased yields under DMDO oxidation conditions (remainder of the material is hydrolyzed). Both the TBS-silyl ether and THP acetal protecting groups, as well as the *N*-tosyl group are tolerated under reaction conditions [see **27**→**37** and **28**→**38** in respective entries 5 and 6]. The yield of α -keto-imide **38** suffers from elimination of the *O*-THP group [entry 6].²¹ High yields of triethylsilyl imido acylsilanes **39** and **40** were obtained employing the RuO₂-NaIO₄ conditions [entries 7 and 8]. The preparation of these less hindered silanes [relative to tri-isopropylsilane **22** in Table 2] was pursued due to their added susceptibility towards engagement of the acylsilane.¹¹ In contrast, the DMDO oxidation of silylated ynamides **29** and **30** did not provide any trace of imido acylsilanes **39** and **40**.²² DMDO oxidation of both *N*-sulfonyl-substituted ynamides **31** and **32** also did not yield the respective α -ketoimides **41**²³ and **42**.²²

The last class of ynamides examined were those containing a tethered olefin [Table 4]. Ynamide oxidation employing RuO₂-NaIO₄ led to the formation of a large number of higher polarity products [SiO₂ TLC analysis], attributed to alkene dihydroxylation and further cleavage reactions,²⁴ as well as the potential for ketal and hemi-ketalization of the resulting dihydroxy-keto-imides. In these cases, DMDO oxidation proceeded with chemoselective oxidation of the ynamide moiety. All the olefinic motifs in these substrates were stable to DMDO oxidation except for the relatively more electron rich styryl group in **45** [entry 3], which suffered from competitive epoxidation. In addition, for entries 1–4 and 6, we observed a noticeable amount of the free oxazolidinone auxiliary, thereby suggesting the formation of the corresponding α -keto-carboxylic acid.⁵ Intramolecular cyclopropanation through intermediate push-pull carbenes **5**⁵ [Scheme 3] was not observed in any of these reactions.

CONCLUSION

We have described here efficient preparations of α -keto-imides through oxidations of ynamides. Both RuO₂-NaIO₄ and DMDO oxidations tolerate a wide range of ynamide types and substituents. In addition to facile preparation of a variety of α -keto-imides, the RuO₂-NaIO₄ mediated oxidation provides ready access to the vicinal tricarbonyl motif via the oxidation of push-pull ynamides as well as imido acylsilanes via the oxidation of silylated ynamides. The RuO₂-NaIO₄ protocol does however lead to complex mixtures during the

oxidation of olefin containing ynamides. In these cases, the chemoselective oxidation of such ynamides can be achieved employing DMDO. We believe these protocols provide practical access to a class of building blocks that will be significant in synthesis.

EXPERIMENTAL SECTION

General Procedure For RuO₂-NaIO₄ Mediated Oxidation of Ynamides

To a solution of ynamide **29** (377.0 mg, 1.670 mmol, 1 equiv) in CH₂Cl₂ (5 mL) and CH₃CN (5 mL) was added NaIO₄ (1.07 g, 5.02 mmol, 3 equiv) in H₂O (7.5 mL), and then RuO₂•H₂O (11.2 mg, 0.0840 mmol, 5 mol%). The reaction mixture was stirred vigorously at rt, and the reaction progress was followed by thin layer chromatography. The sides of the reaction flask were rinsed with CH₃CN (~1 mL) at 2 h, and the reaction stirred for another 2 h. The reaction mixture was then filtered through a plug of SiO₂ rinsing with CH₂Cl₂. Further purification was accomplished by silica gel flash column chromatography [gradient elution: 17–50% EtOAc in hexanes] to afford α -keto-imide **39** as a bright yellow oil (386.0 mg, 90% yield). *R_f* = 0.41 [50% EtOAc in hexanes]; ¹H NMR (500 MHz, CDCl₃) δ 0.83 (q, 6H, *J* = 8.0 Hz), 1.03 (t, 9H, *J* = 8.0 Hz), 4.02 (m, 2H), and 4.59 (m, 2H); ¹³C NMR (125 MHz, CDCl₃) δ 2.3, 7.1, 41.1, 64.7, 154.2, 171.5, and 232.8; IR (neat) cm⁻¹ 2958w, 2914w, 2879w, 1780s, 1681s, 1642m, 1478w, 1390s, 1361m, 1335m, 1226s, 1117m, 1028m, and 967m; mass spectrum (APCI): *m/e* (% relative intensity) 258 (10) (M+1)⁺, 202 (90), 172 (100), and 128 (25); HRMS (ESI) *m/e* calcd for C₁₁H₂₀NO₄Si⁺ (M+H⁺) 258.1156, found 258.1146.

General Procedure For DMDO Oxidation of Ynamides

To a solution of ynamide **49** (45.4 mg, 0.167 mmol) in acetone (12 mL) was added DMDO (6.0 mL, 0.11 M in acetone, 4 equiv)^{18,25} at rt. The resulting reaction mixture was stirred for 2.5 h before it was filtered through Celite™ rinsing with CH₂Cl₂ and concentrated *in vacuo*. The crude residue was purification by silica gel flash column chromatography [gradient elution: 17–67% EtOAc in hexanes] to provide α -keto-imide **56** as a yellow crystalline solid (44.6 mg, 88% yield). *R_f* = 0.33 [67% EtOAc in hexanes]; mp = 152.0 – 153.0 °C; ¹H NMR (500 MHz, CDCl₃) δ 2.17 (m, 2H), 2.52 (br s, 2H), 3.83 (t, 2H, *J* = 7.5 Hz), 3.85 (s, 3H), 4.49 (ddd, 2H, *J* = 6.0, 1.0, 1.0 Hz), 5.33 (ddt, 1H, *J* = 10.5, 1.0, 1.0 Hz), 5.39 (ddt, 1H, *J* = 17.5, 1.5, 1.5 Hz), 5.96 (ddt, 1H, *J* = 17.5, 10.5, 6.0 Hz), 6.39 (d, 1H, *J* = 2.0 Hz), 6.63 (dd, 1H, *J* = 9.0, 2.5 Hz), and 8.04 (d, 1H, *J* = 9.0 Hz); ¹³C NMR (125 MHz, CDCl₃) δ 18.5, 32.1, 43.6, 55.9, 70.1, 99.2, 107.1, 116.4, 119.7, 132.3, 132.8, 161.1, 166.5, 168.1, 175.7, and 186.1; IR (film) cm⁻¹ 3079w, 2938w, 2899w, 2852w, 1738m, 1673m, 1656m, 1595s, 1575m, 1504m, 1447m, 1421m, 1363s, 1286m, 1251s, 1231s, 1204s, 1175m, 1115m, 993s, 909m, and 837m; mass spectrum (APCI): *m/e* (% relative intensity) 304 (65) (M+1)⁺, and 191 (100); HRMS (MALDI) *m/e* calcd for C₁₆H₁₇NO₅Na⁺ (M+Na⁺) 326.0999, found 326.0998.

Supplementary Material

Refer to Web version on PubMed Central for supplementary material.

Acknowledgments

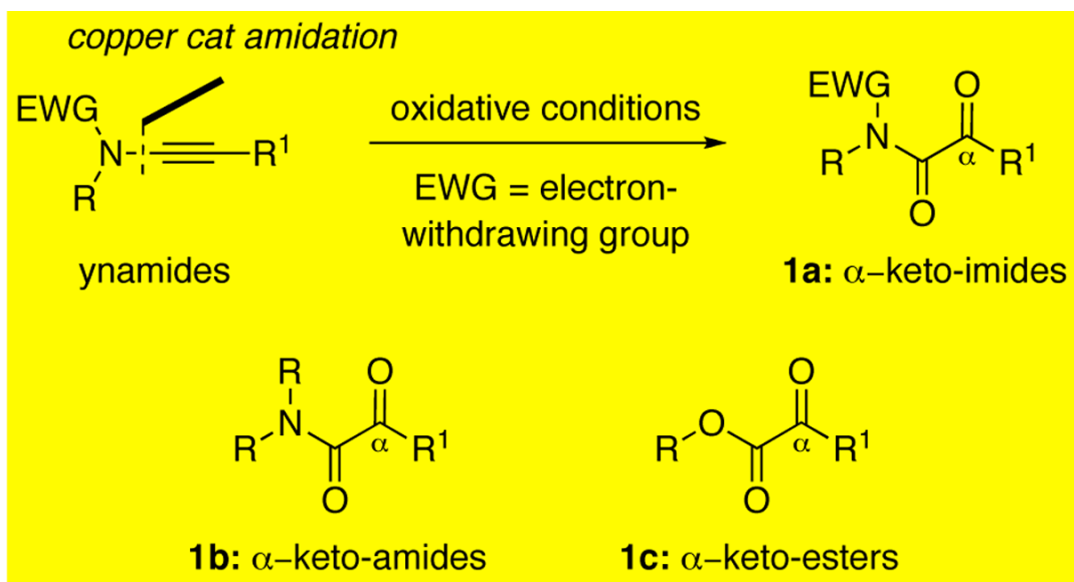
Authors thank the NIH [GM066055] and University of Wisconsin for support. We thank Dr. Haibing Song at Nankai University for solving single-crystal X-ray structure.

References

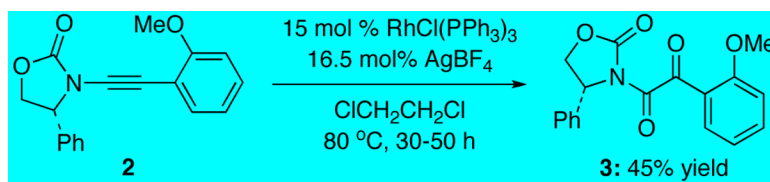
1. For reviews on ynamides, see: (a) Katritzky AR, Jiang R, Singh SK. *Heterocycles* 2004;63:1455.(b) Mulder JA, Kurtz KCM, Hsung RP. *Synlett* 2003:1379.(c) Zificsak CA, Mulder JA, Hsung RP, Rameshkumar C, Wei LL. *Tetrahedron* 2001;57:7575. For a special issue dedicated to the chemistry

- of ynamides, see: (d)Tetrahedron-Symposium-In-Print: "Chemistry of Electron-Deficient Ynamines and Ynamides". Tetrahedron 2006;62(16)
- For synthesis of ynamides, see: (a)Tracey MR, Hsung RP, Antoline JA, Kurtz KCM, Shen L, Slafer BW, Zhang Y, Weinreb, Steve M.Science of Synthesis, Houben-Weyl Methods of Molecular Transformations Georg Thieme Verlag KGStuttgart, GermanyChapter 21.42005;(b)Hamada T, Ye X, Stahl SS. J Am Chem Soc 2008;130:833. [PubMed: 18166058](c)Sagamanova IK, Kurtz KCM, Hsung RP. Organic Syn 2007;84:359.(d)Kohnen AL, Dunetz JR, Danheiser RL. Organic Syn 2007;84:88.(e) Zhang X, Zhang Y, Huang J, Hsung RP, Kurtz KCM, Oppenheimer J, Petersen ME, Sagamanova IK, Tracey MR. J Org Chem 2006;71:4170. [PubMed: 16709057](f)Riddell N, Villeneuve K, Tam W. Org Lett 2005;7:3681. [PubMed: 16092849](g)Zhang Y, Hsung RP, Tracey MR, Kurtz KCM, Vera EL. Org Lett 2004;6:1151. [PubMed: 15040745](h)Dunetz JR, Danheiser RL. Org Lett 2003;5:4011. [PubMed: 14535766](i)Frederick MO, Mulder JA, Tracey MR, Hsung RP, Huang J, Kurtz KCM, Shen L, Douglas CJ. J Am Chem Soc 2003;125:2368. [PubMed: 12603105]
 - For recent references on the chemistry of ynamides, see: (a)Istrate FM, Buzas AK, Jurberg ID, Odabachian Y, Gagosz F. Org Lett 2008;10:925. [PubMed: 18247498](b)Kim JY, Kim SH, Chang S. Tetrahedron Lett 2008;49:1745.(c)Martínez-Esperón MF, Rodríguez D, Castedo L, Saá C. Tetrahedron 2008;64:3674.(d)Yavari I, Sabbaghan M, Hosseini N, Hossaini Z. Synlett 2007;20:3172.(e)Hashimi ASK, Salathe R, Frey W. Synlett 2007:1763.(f)Rodríguez D, Martínez-Esperón MF, Castedo L, Saá C. Synlett 2007:1963.(g)Couty S, Meyer C, Cossy J. Synlett 2007:2819.(h)Tanaka K, Takeishi K. Synthesis 2007:2920.
 - For our recent work on ynamides, see: (a)Yao PY, Zhang Y, Hsung RP, Zhao K. Org Lett 2008;10 ASAP.(b)Zhang X, Hsung RP, Li H, Zhang Y, Johnson WL, Figueroa R. Org Lett 2008;10:3477. [PubMed: 18613692](c)Oppenheimer J, Johnson WL, Tracey MR, Hsung RP, Yao PY, Liu R, Zhao K. Org Lett 2007;9:2361. [PubMed: 17489599](d)Oppenheimer J, Hsung RP, Figueroa R, Johnson WL. Org Lett 2007;9:3969. [PubMed: 17764192](e)You L, Al-Rashid ZF, Figueroa R, Ghosh SK, Li G, Lu T, Hsung RP. Synlett 2007:1656.(f)Li H, You L, Zhang X, Johnson WL, Figueroa R, Hsung RP. Heterocycles 2007;74:553.(g)Zhang X, Hsung RP, Li H. Chem Commun 2007:2420.
 - For the communication relevant to this manuscript, see: Al-Rashid ZF, Hsung RP. Org Lett 2008;10:661. [PubMed: 18198881]
 - For preparations and reactions of α -keto-imides, see: (a)Kosior M, Asztemborska M, Jurczak J. Synthesis 2004;1:87.(b)Chen JH, Venkatesham U, Lee LC, Chen K. Tetrahedron 2006;62:887. [also see reference 20].(c)Hsu HL, Wu HL, Venkatesham U, Chen KM. J Chinese Chem Soc 2006;53:449.(d)Raszplewicz K, Sikorska L, Kiegiel K, Jurczak J. Polish J Chem 2002;76:1595.(e)Kudyba I, Raczko J, Jurczak J. Synthesis 2004;8:1147.
 - For accounts on α -keto-amide formation from RuO₄ oxidation of ynamines, see: (a)Müller P, Godoy J. Tetrahedron Lett 1982;23:3661.For oxidations of ynamines or push-pull ynamines employing ozone and oxygen, see: (b)Schank K, Beck H, Werner F. Helv Chim Acta 2000;83:1611. this reference includes detailed mechanistic consideration.(c)Schank K, Beck H, Himbert G. Synthesis 1998:1718.(d)Foote CS, Lin JWP. Tetrahedron Lett 1968;29:3267.For leading accounts on α -keto-ester formation from oxidation of ynol-ethers, see: (e)Tatlock JH. J Org Chem 1995;60:6221.(f)Bassignani L, Brandt A, Caciagli V, Re L. J Org Chem 1978;43:4245.
 - For other elegant strategies on α -keto-amide and ester formation, see: (a)Chen J, Cunico RF. J Org Chem 2004;69:5509. [PubMed: 15287810](b)Hua R, Takeda HA, Abe Y, Tanaka M. J Org Chem 2004;69:974. [PubMed: 14750832](c)Chen JJ, Deshpande SV. Tetrahedron Lett 2003;44:8873.(d) Bolm C, Kasyan A, Heider P, Saladin S, Drauz K, Günther K, Wagner C. Org Lett 2002;4:2265. [PubMed: 12074683](e)Yang Z, Zhang Z, Meanwell NA, Kadow JF, Wang T. Org Lett 2002;4:1103. [PubMed: 11922793](f)Uozumi Y, Arii T, Watanabe T. J Org Chem 2001;66:5272. [PubMed: 11463289](g)Wong MK, Yu CW, Yuen WH, Yang D. J Org Chem 2001;66:3606. [PubMed: 11348154](h)Wasserman HH, Ho WB. J Org Chem 1994;59:4364.
 - For reactions of α -keto-amides and esters, see: (a)Young SW, Kim YH, Hwang JW, Do Y. Chem Commun 2001:996.(b)Kim SM, Byun IS, Kim YH. Angew Chem Int Ed 2000;39:728.(c)Hashizume D, Kogo H, Sekine A, Ohashi Y, Miyamoto H, Toda F. J Chem Soc, Perkin Trans 21995:61.(d)Corey EJ, McCaully RJ, Sachdev HS. J Am Chem Soc 1970;92:2476. [PubMed: 5438018]
 - For accounts examining the biological activity of α -keto-amides see: (a)Angelastro MR, Mehdi S, Burkhart JP, Peet NP, Bey P. J Med Chem 1990;33:11. [PubMed: 2296008](b)Ocain TD, Rich DH. J Med Chem 1992;35:451. [PubMed: 1738140](c)Li Z, Patil GS, Golubski ZE, Hori H, Tehrani K,

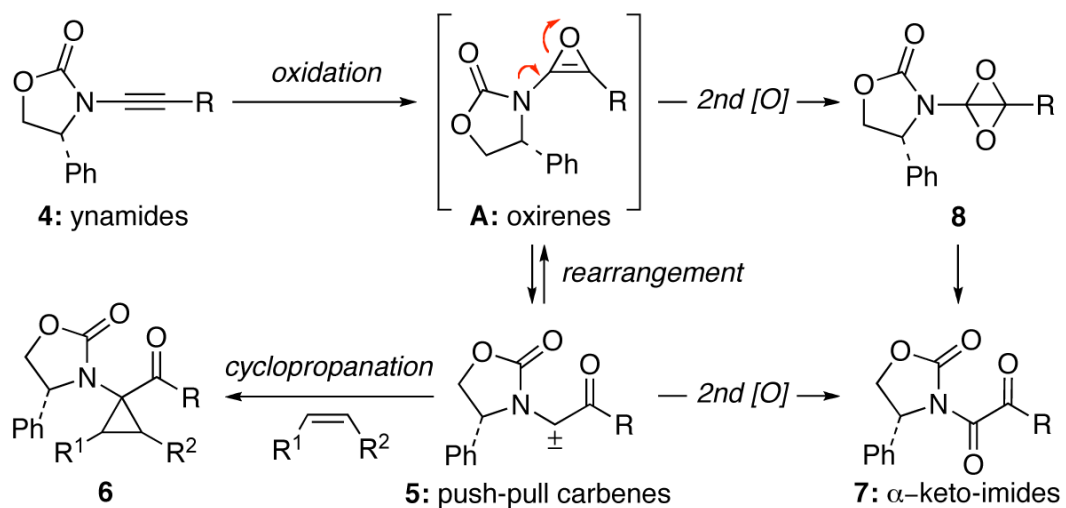
- Foreman JE, Eveleth DD, Bartus RT, Powers JC. *J Med Chem* 1993;36:3472. [PubMed: 8230139]
- (d)Patel DV, Rielly-Gauvin K, Ryono DE, Free CA, Smith SA, Petrillo EW Jr. *J Med Chem* 1993;36:2431. [PubMed: 8355245](e)Chiou A, Markidis T, Constantinou-Kokotou V, Verger R, Kokotos G. *Org Lett* 2000;2:347. [PubMed: 10814319](f)Wada CK, Frey RR, Ji Z, Curtin ML, Garland RB, Holms JH, Li J, Pease LJ, Guo J, Glaser KB, Marcotte PA, Richardson PL, Murphy SS, Bouska JJ, Tapang P, Magoc TJ, Albert DH, Davidsen SK, Michaelides MR. *Bioorg Med Chem Lett* 2003;13:3331. [PubMed: 12951120]
11. For reactions of silylglyoxylates see: (a)Nicewicz DA, Johnson JS. *J Am Chem Soc* 2005;127:6170. [PubMed: 15853312], also see Supporting Information. (b)Linghu X, Satterfield AD, Johnson JS. *J Am Chem Soc* 2006;128:9302. [PubMed: 16848444]
12. (a) Kurtz KCM, Hsung RP, Zhang Y. *Org Lett* 2006;8:231. [PubMed: 16408882] (b) Zhang Y, Hsung RP, Zhang X, Huang J, Slafer BW, Davis A. *Org Lett* 2005;7:1047. [PubMed: 15760135]
13. For DMDO-oxidation of alkynes, see: (a)Zeller KP, Kowallik M, Haiss P. *Org Biomol Chem* 2005;3:2310. this reference includes detailed mechanistic consideration. [PubMed: 16010366](b) Murray RW, Singh M. *J Org Chem* 1993;58:5076.(c)Curci R, Fiorentino M, Fusco C, Mello R, Ballistreri FP, Failla S, Tommaselli GA. *Tetrahedron Lett* 1992;33:7929.
14. For accounts of peroxyacid oxidation of acetylenes, see: (a)Stille JK, Whitehurst DD. *J Am Chem Soc* 1964;86:4871.(b)McDonald RN, Schwab PA. *J Am Chem Soc* 1964;86:4866.
15. For lead references on ruthenium mediated alkyne oxidation, see: (a)Zibuck R, Seebach D. *Helv Chim Acta* 1988;71:237.(b)Pattenden G, Tankard M, Cherry PC. *Tetrahedron Lett* 1993;34:2677. For recent applications see: (c)Semmelhack MF, Campagna SR, Federle MJ, Bassler BL. *Org Lett* 2005;7:569. [PubMed: 15704896](d)Herrera AJ, Rondón M, Suárez E. *J Org Chem* 2008;73:3384. [PubMed: 18370422]For a recent review, see: (e)Plietker B. *Synthesis* 2005;15:2453. this review presents the suggested mechanism for RuO₄ mediated alkyne oxidation.
16. For an account of I₂/DMSO mediated alkyne double oxidation, see: Yusybov MSO, Filimonov VD. *Synthesis* 1991:131.
17. We attempted this conditions because of an intriguing observation: During the preparation of ynamide 13, an extended reaction time of 24 h (rather than 4 h) employing Stahl's amidation conditions [see reference 2b] with stoichiometric CuCl₂ in DMSO under O₂ led to the isolation of ~ 7% yield of a mixture of ynamide 13 and α -keto-imide 19 with a ratio of 1.4:1 [see Table 2 for structures].
18. DMDO/acetone solutions were prepared following the procedure reported in: (a)Xiong H, Hsung RP, Berry CR, Rameshkumar C. *J Am Chem Soc* 2001;123:7174. [PubMed: 11459504]Aslo see: (b) Murray RW, Singh M, Marron TG, Pfeifer LA, Roush WR. *Org Syn* 1997;74:91.
19. Further Baeyer-Villiger type oxidation of 1,2-dicarbonyls is known to occur under ozone and peroxyacid oxidation conditions [see references 7b-d and 14]. Although inconclusive, the presence of byproduct benzoyl and phenyl ester-type aromatic proton resonances in the crude ¹H-NMR spectra resulting from the oxidation of ynamide 9 under these conditions suggests this course of action.
20. For an excellent review on the chemistry of vicinal tricarbonyls and related systems, see: Wasserman HH, Parr J. *Acc Chem Res* 2004;37:687. [PubMed: 15379584]
21. Minor amounts of the corresponding enone i apparent by ¹H-NMR.
22. Silicon *d*-orbital overlap with the carbene may result a silyl-push-pull carbene [see 5 in Scheme 3 with R = SiR₃] that is susceptible to undergo Wolff rearrangement and subsequent transformations through the resulting silyl ketene intermediate. Further studies are underway.
23. We observed loss of the *N*-sulfonyl group during DMDO oxidations of *N*-sulfonyl-substituted ynamides such as 31 [also observed for 11 shown in Table 2].
24. For a lead reference on ruthenium mediated alkene oxidation see: (a)Carlsen PHJ, Katsuki T, Martin VS, Sharpless KB. *J Org Chem* 1981;46:3936. For a recent application see: (b)Neisius NM, Plietker B. *J Org Chem* 2008;73:3218. [PubMed: 18358049]
25. DMDO/acetone concentration determined by ¹H-NMR analysis of the crude residue resulting from the reaction (1 h, rt) of a known volume of DMDO/acetone with an excess of thioanisole in Et₂O (conc = 0.2 M), comparing the integration values corresponding to the proton peaks belonging to the remaining thioanisole and the resulting methyl phenyl sulfoxide.



Scheme 1.
Ynamide-Derived α -Keto-Imides.




Scheme 2.
 α -Keto-Imide Formation $\text{RhCl}(\text{PPh}_3)_3$ - AgBF_4 .



Scheme 3.
DMDO Oxidation of Ynamides.

Table 1

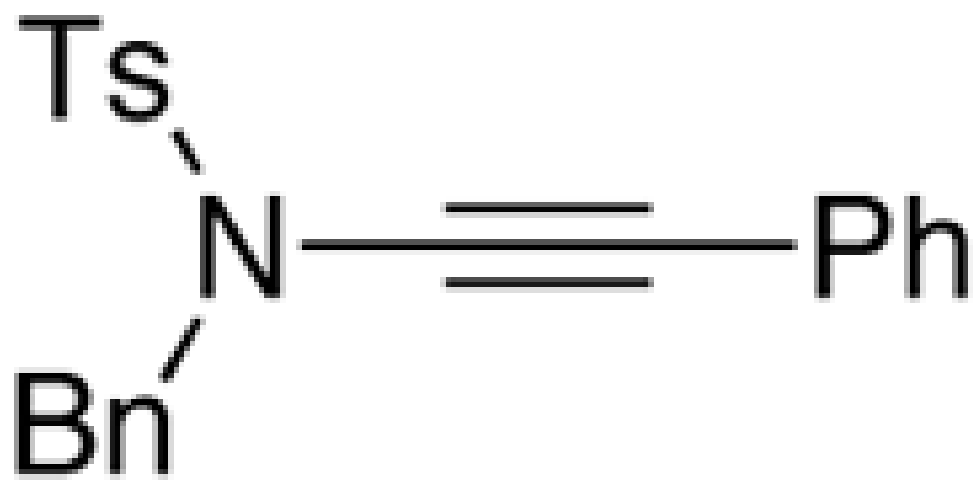
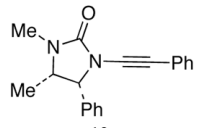
Conditions for α -Keto-Imide Formation.

entry	conditions	yield [%] ^a
1	<i>DMDO, acetone, rt, 2.5 h</i>	86%
2	1) O ₃ , CH ₂ Cl ₂ , -78 °C to rt, 2 h; 2) DMS	70%
3	<i>m</i> -CPBA, CH ₂ Cl ₂ , rt, 2.5 h	trace
4	<i>RuO₂·H₂O, NaIO₄, CH₂Cl₂, CH₃CN, H₂O, rt, 4 h</i>	96%
5	<i>RuCl₃·H₂O, NaIO₄, CH₂Cl₂, CH₃CN, H₂O, rt, 4 h</i>	99%
6	I ₂ , DMSO, 150°C, 1 h	nd ^b
7	CuCl ₂ , DMSO, 150°C, 24 h	nd

^a Isolated yields.^b Not detected.

Table 2

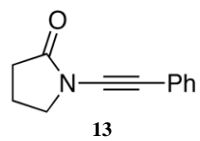
RuO₂-NaIO₄ Mediated Oxidation.

entry	ynamides
1	 11
2	 12

entry

ynamides

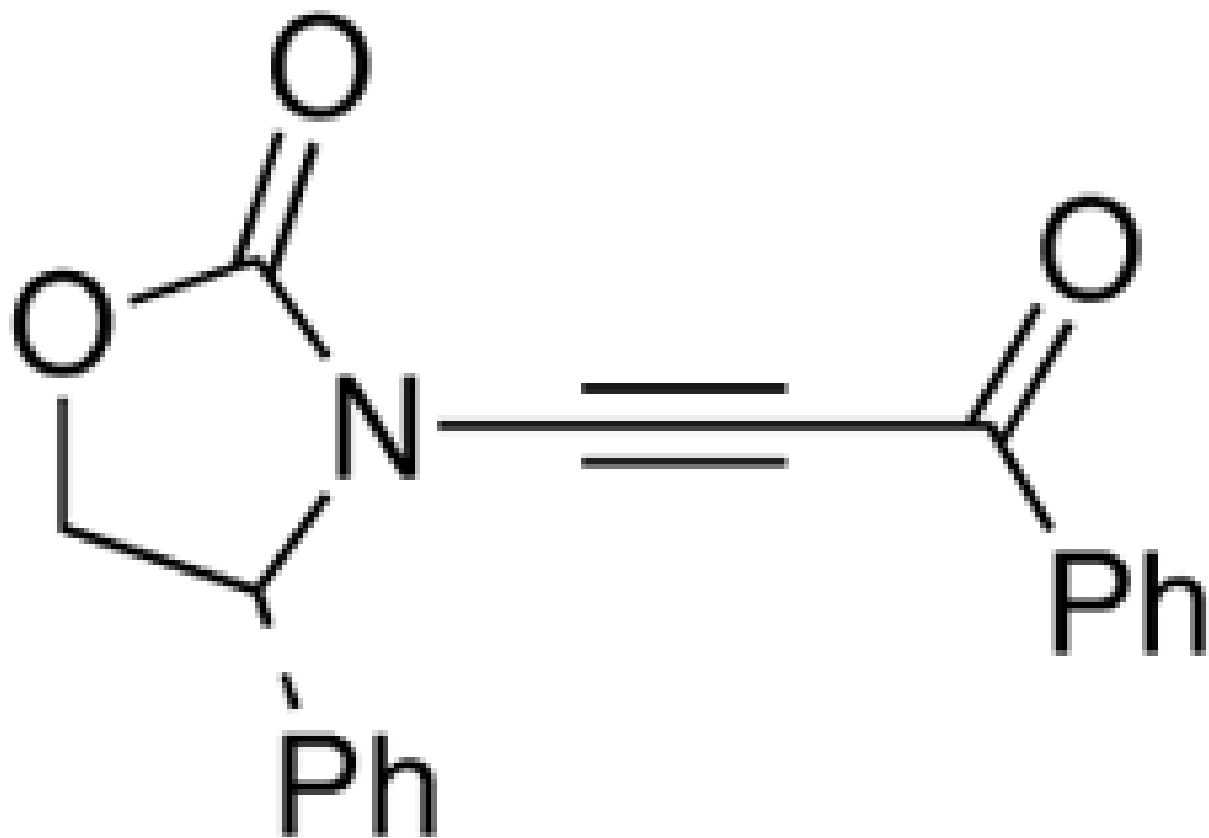
3



entry


ynamides

4



14

5

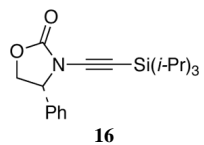


15

entry

ynamides

6



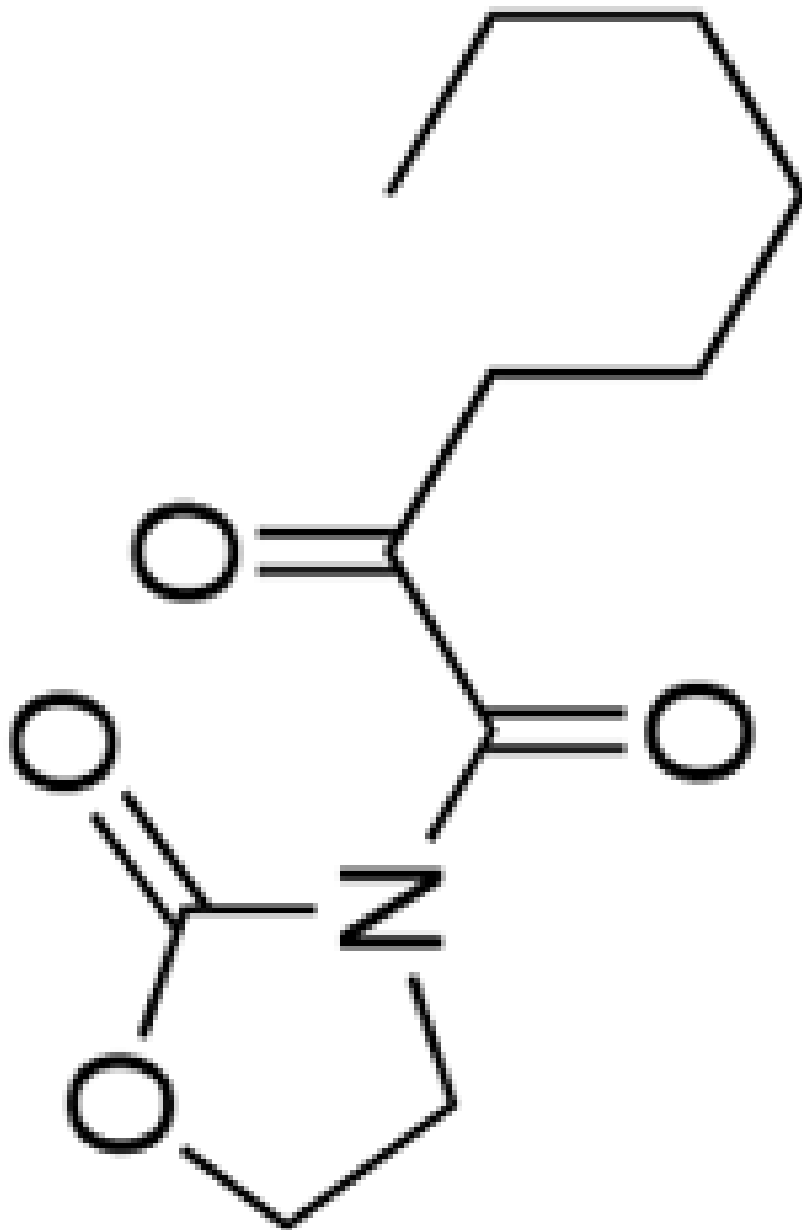
16

^a 5 mol% RuO₂·H₂O, 3 equiv NaIO₄, CH₂Cl₂/CH₃CN/H₂O, rt, 4 h.

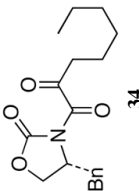
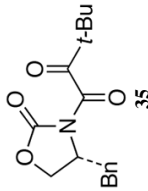
^b Isolated yields.

α -keto-imides	yield [%] ^d :DMDO ^b	RuO ₄ ^c
-----------------------	---	-------------------------------

	42 ^d	81
--	-----------------	----



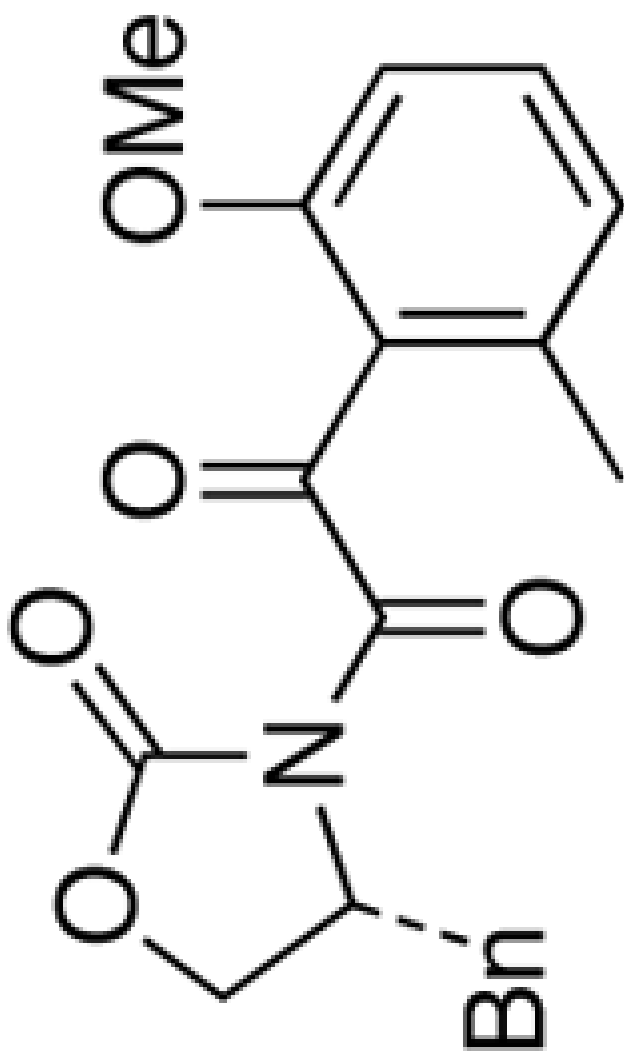
33

α -keto-imides	yield [%] ^a :DMDO ^b	RuO ₄ ^c
 34	41	85
 35	95	95

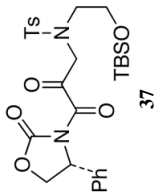
yield [%]^d:DMDO^b α -keto-imidesRuO₄^c

82

79



36

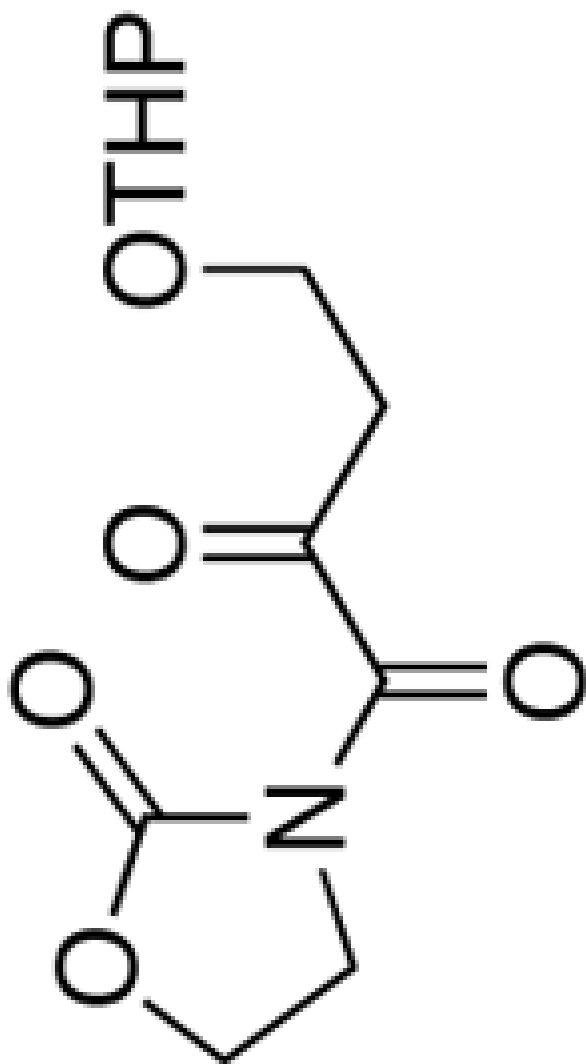
α -keto-imides	yield [%] ^d :DMDO ^b	RuO ₄ ^c
	69	85



yield [%]^d:DMDO^b α -keto-imidesRuO₄^c

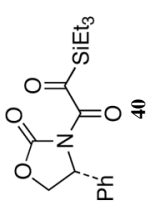
52

68

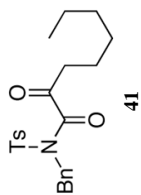


38

α -keto-imides	yield [%] ^d :DMDO ^b	RuO ₄ ^c
	nd ^e	90

α -keto-imides	yield [%] ^a :DMDO ^b	RuO ₄ ^c
 40	nd	86

α -keto-imides	yield [%] ^a :DMDO ^b	RuO ₄ ^c
-----------------------	---	-------------------------------

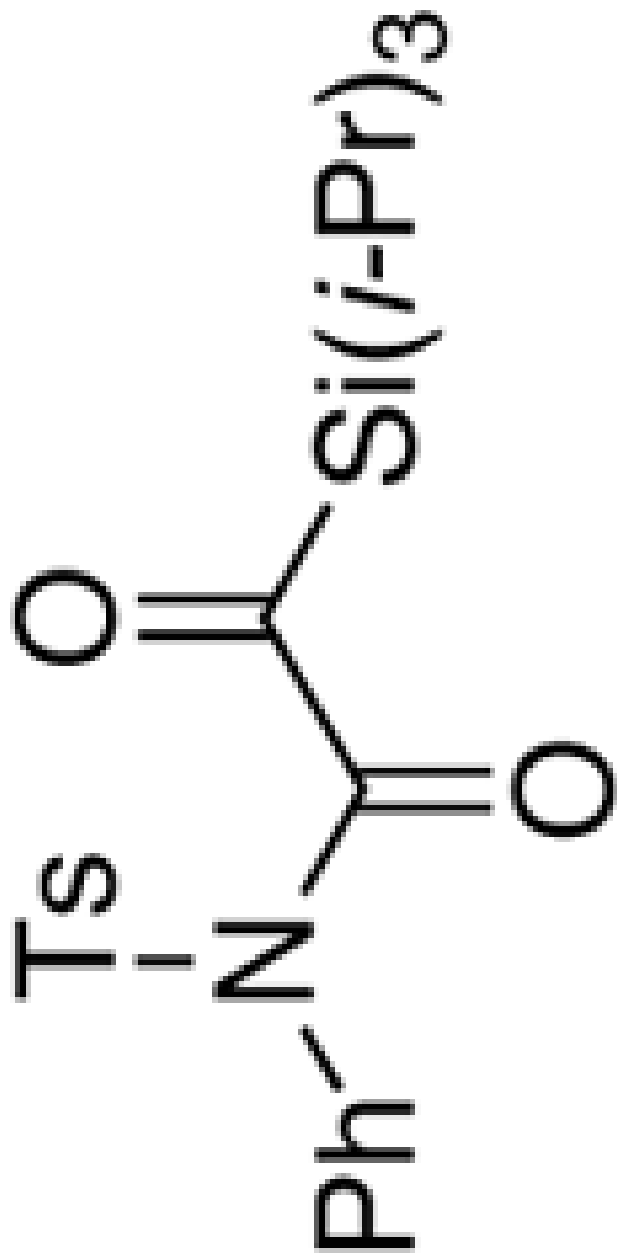


	nd	95
--	----	----

yield [%]^a:DMDO^b α -keto-imidesRuO₄^c

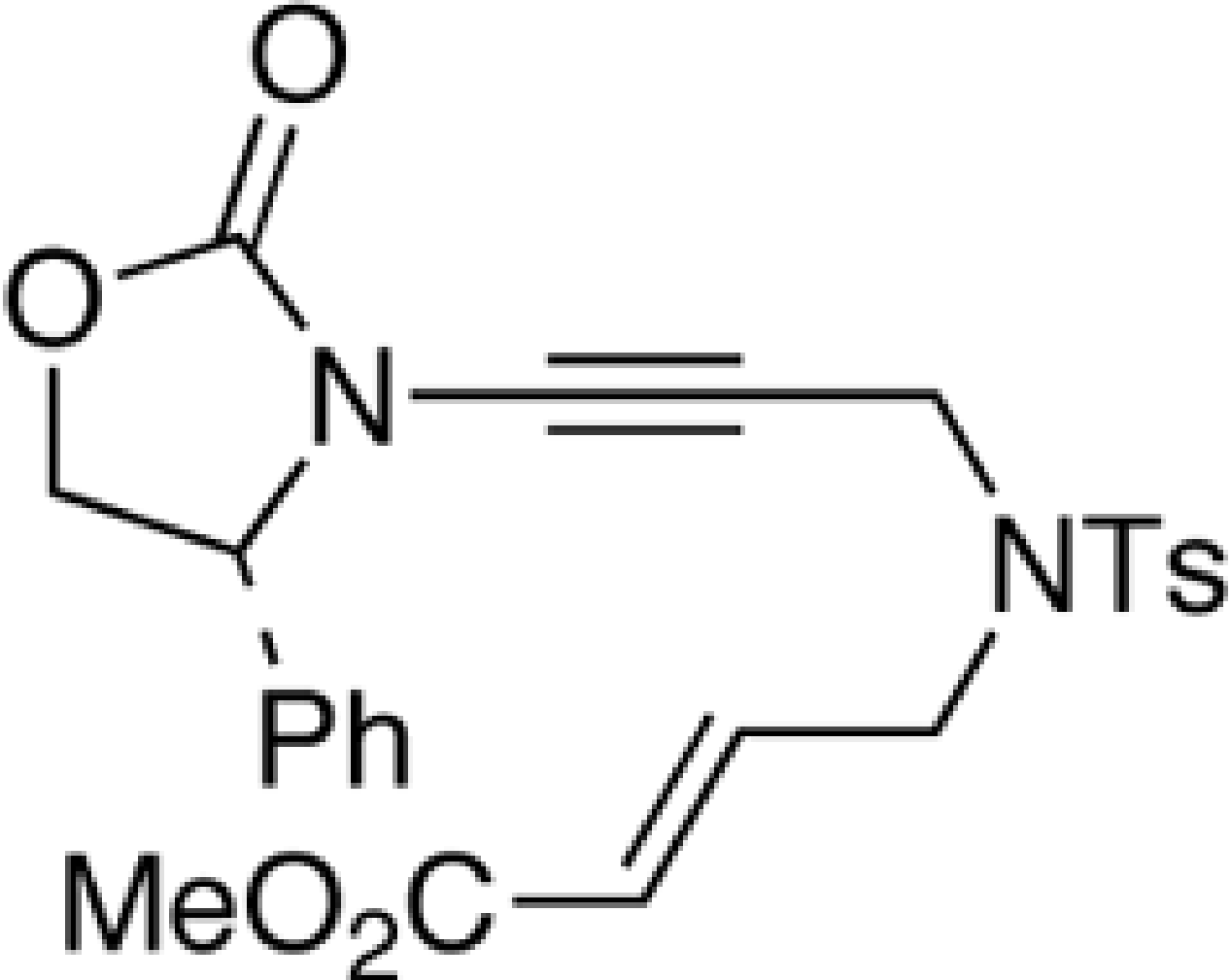
87

nd



42

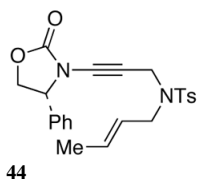
Table 4
Chemoselectivity in Oxidatively Sensitive Ynamides.

entry	ynamides
1	 <p>The chemical structure shows an oxazolidinone ring with a carbonyl group at the 2-position and a phenyl group (Ph) at the 4-position. The nitrogen atom of the ring is connected to a propyl chain. The terminal carbon of this propyl chain is part of a ynamide group, which is further substituted with a propyl chain ending in an NTs group. A methoxycarbonyl group (MeO₂C) is attached to the propyl chain via a double bond.</p>

43

entry	ynamides
-------	----------

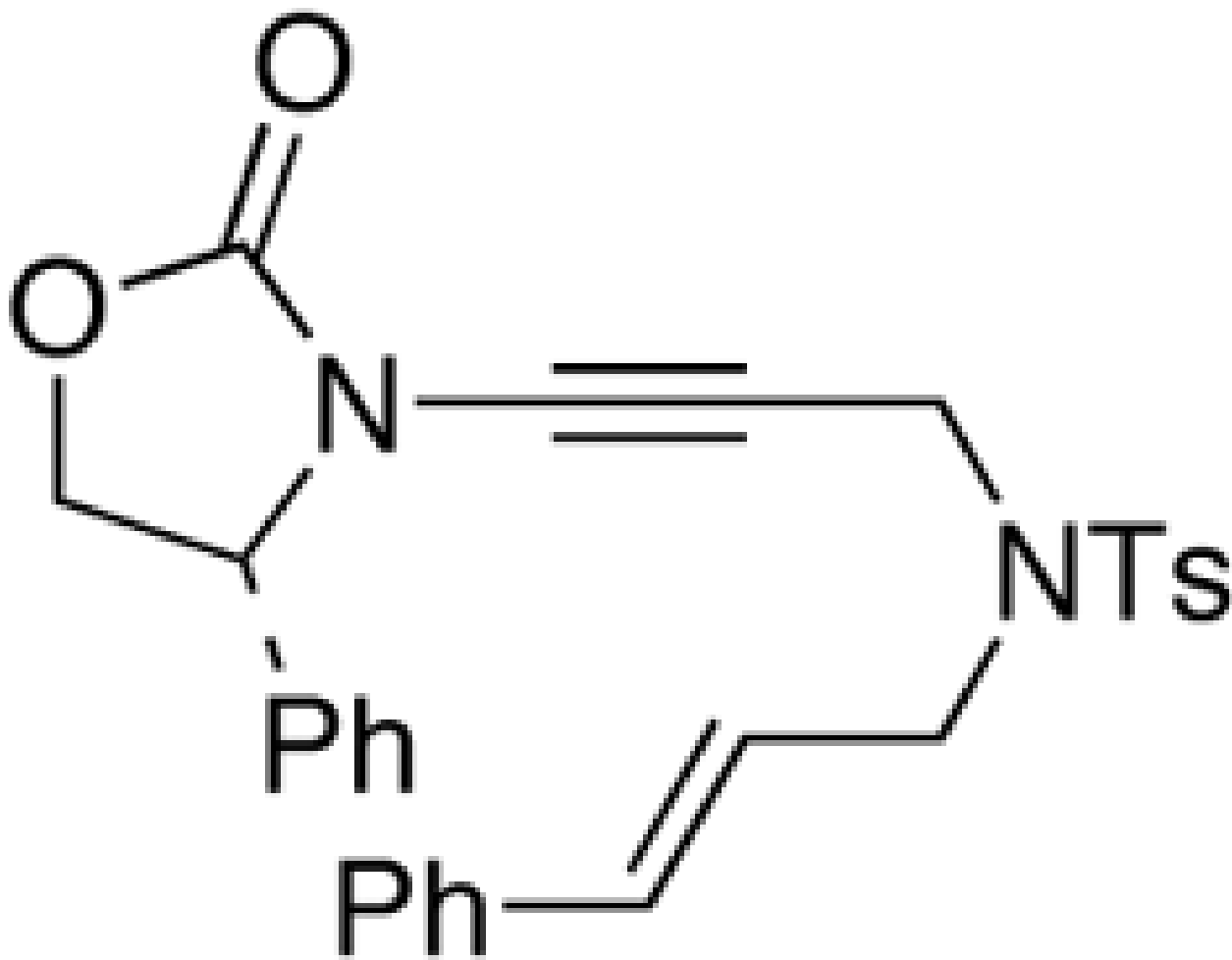
2



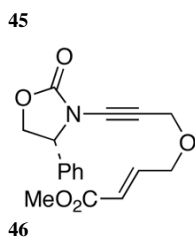
44

entry ynamides

3

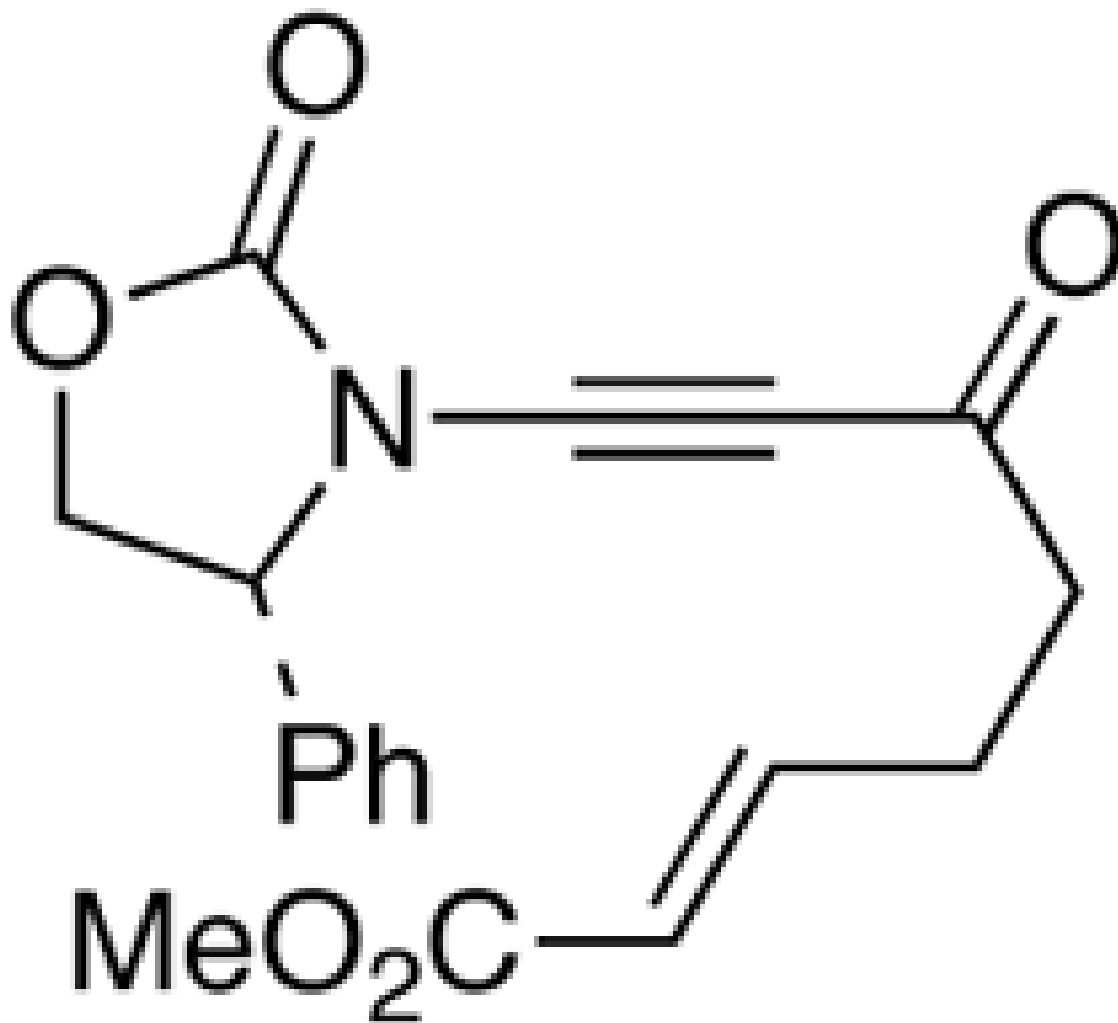


4



entry ynamides

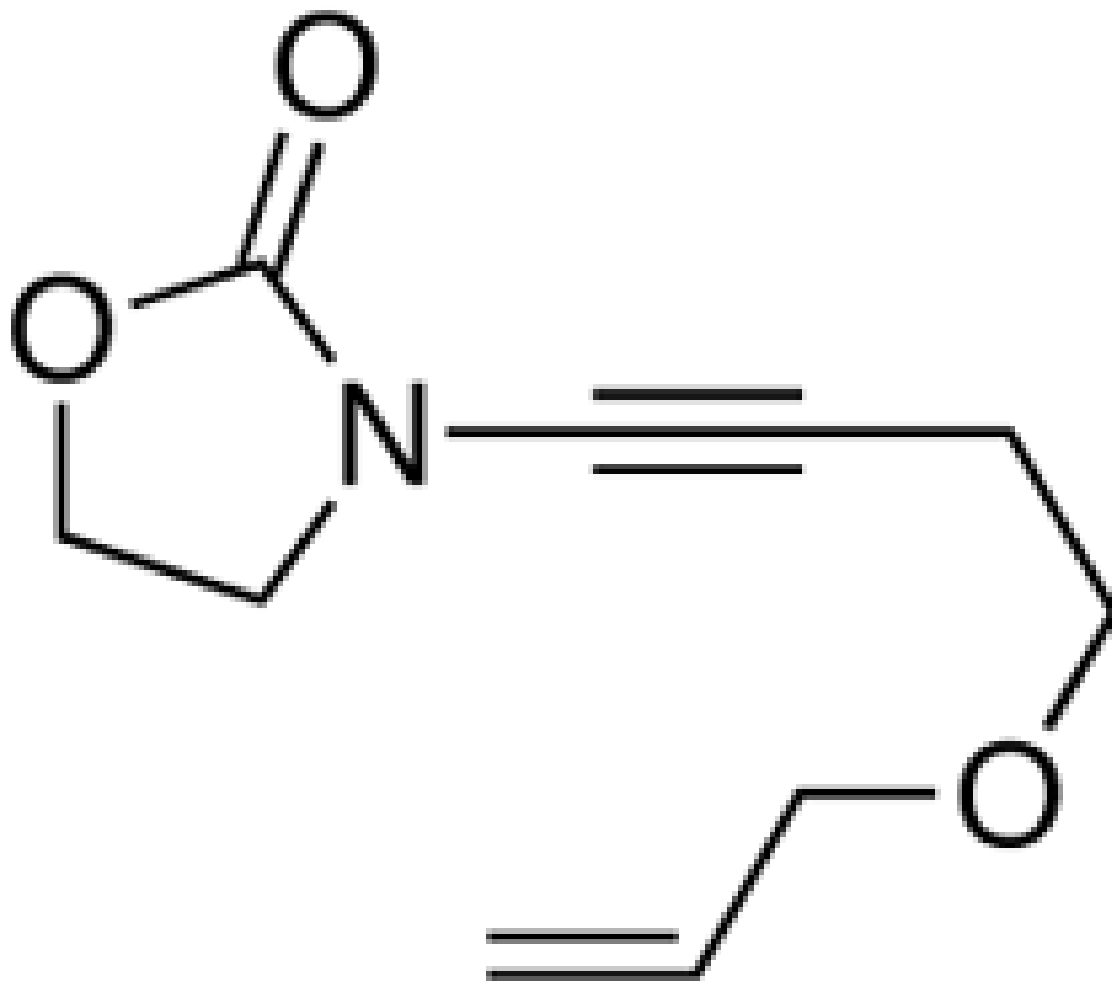
5



47

entry ynamides

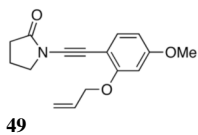
6



48

entry	ynamides
-------	----------

7



^a 4 equiv DMDO, acetone, rt, 2.5 h.

^b Isolated yields.

^c Also isolated ~33% yield of the epoxidized α -keto-imide.