

## Review Article

# Synthesis, Spectroscopic, and Antimicrobial Studies of Binuclear Metallocene (M = Ti, Zr, or Hf) Derivatives of Bis(mercaptoazoles)

Shilpi Sinha, Akhilesh Kumar Srivastava, Chandra Mohan Tripathi, Om Prakash Pandey, and Soumitra Kumar Sengupta

Department of Chemistry, DDU Gorakhpur University, Gorakhpur 273009, India

Received 23 May 2006; Revised 3 December 2006; Accepted 27 March 2007

Recommended by Bernhard Keppler

The reactions of  $(\eta^5\text{-C}_5\text{H}_5)_2\text{MCl}_2$  (M = Ti, Zr, or Hf) with mercaptoazoles (LH<sub>2</sub>), namely, bis(mercaptotriazoles), bis(mercaptooxadiazoles), and bis(mercaptothiadiazoles) in 2 : 1 molar ratio, respectively, have been studied in dry tetrahydrofuran in the presence of *n*-butylamine and the binuclear complexes of the type  $[\{(\eta\text{-C}_5\text{H}_5)_2\text{M}\}_2(\text{L})]$  (M = Ti/Zr/Hf) are obtained. Tentative structural conclusions are drawn for the reaction products based upon elemental analysis, electrical conductance, magnetic moment, and spectral data (UV-Vis, IR, <sup>1</sup>H NMR, and <sup>13</sup>C NMR). FAB-mass spectra of few complexes of each series were also carried out to confirm the binuclear structures. Studies were conducted to assess the growth-inhibiting potential of the complexes synthesized, and the ligands against various fungal and bacterial strains.

Copyright © 2007 Shilpi Sinha et al. This is an open access article distributed under the Creative Commons Attribution License, which permits unrestricted use, distribution, and reproduction in any medium, provided the original work is properly cited.

## 1. INTRODUCTION

The chemistry of transition metal complexes containing heterocyclic thione donors continues to be of interest on account of their interesting structural features and also because of their biological importance [1–6]. The combination of the exocyclic thione/thiol group and the heterocyclic molecule, which may contain nitrogen, oxygen, or sulphur or a combination thereof, generates a group of molecules with considerable coordination potential [1–3]. The coordination behavior of such molecule depends upon reaction conditions, nature of metal ion, and pH of the medium. The stimulus for much of the research into the coordination chemistry of heterocyclic thione/thiol donors status from their wide ranging applications [7–9], *viz.*, in analytical chemistry, in metal finishing, and electroplating industries uses as polyolefin stabilizers and as vulcanization accelerators. Fungicidal, insecticidal, and acaricidal activities have also been reported. Other biological applications include thyrotoxic activity; centred nervous system depressant and a platinum pyridine thione complex have been patented for clinical use in cancer treatment [1–3]. However, so far no report is available on the coordination behavior of bis(mercaptoazoles).

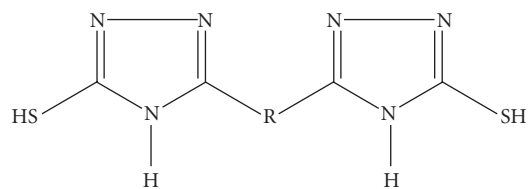
In this paper, we describe the synthesis, characterization, antifungal, and antibacterial studies on titanium(IV)/zir-

conium(IV)/hafnium(IV) derivatives containing three important series of bis(mercaptoazoles) *viz.*, bis(mercaptotriazoles) (I), bis(mercaptooxadiazoles) (II), and bis(mercaptothiadiazoles) (III) as coligands alongwith cyclopentadienyl group. The structures of ligands, used for the present study, are shown in Schemes 1, 2, and 3.

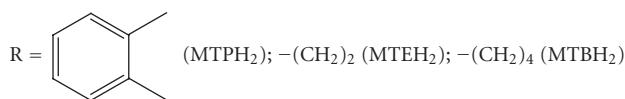
## 2. EXPERIMENTAL

All manipulations were performed under anhydrous conditions under a dry O<sub>2</sub> free N<sub>2</sub> atmosphere. Extreme precautions were taken to exclude moisture. Tetrahydrofuran was dried by distilling it over sodium wire or pieces. Bis(cyclopentadienyl)titanium(IV)/zirconium(IV)/hafnium(IV) dichloride was purchased from Aldrich chemical Co. (Wis, USA). The ligands were prepared as reported in the literature [10]. The details of analytical methods and physical measurements were the same described earlier [11].

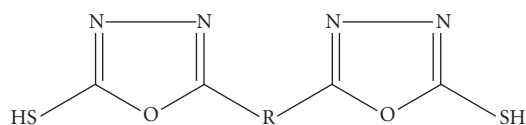
The antibacterial activity was evaluated by the paper-disc method [12]. The nutrient agaz medium (peptone, NaCl, and agar) and 5 mm diameter paper discs of Whatman No. 1 were used. The filter paper discs were soaked in different solutions of the compounds, dried and then placed in the petriplates previously seeded with the test organism



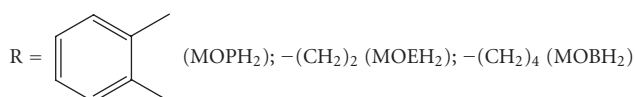
(I)



SCHEME 1: Bis(mercaptotriazoles).



(II)



SCHEME 2: Bis(mercaptooxadiazoles).

(Gram-positive *Bacillus subtilis* and Gram-negative *Escherichia coli*). The plates were incubated for 24 hours at  $30 \pm 1^\circ\text{C}$  and the inhibition around each disc was measured in mm.

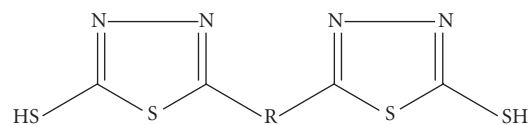
### 2.1. Preparation of complexes

To a solution of bis(cyclopentadienyl)titanium(IV)/zirconium(IV)/hafnium(IV), chloride (20 mmol) in dry tetrahydrofuran ( $\sim 40\text{ cm}^3$ ) was added appropriate bis(mercaptotriazole/oxadiazole/thiadiazole) (10 mmol). To the resulting solution, dry *n*-butylamine (20 mmol) was added and the mixture was stirred for several hours at room temperature. *n*-butylamine hydrochloride remains soluble in tetrahydrofuran. The colored precipitate, thus obtained, was thoroughly washed with tetrahydrofuran and dried in *vacuo*.

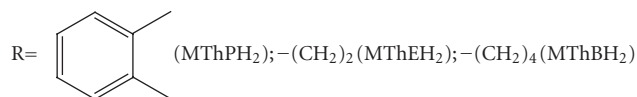
For the sake of brevity, the details of all reactions along with physical characteristics and analytical data of the products are given in Table 1.

## 3. RESULTS AND DISCUSSION

Bis(cyclopentadienyl)titanium(IV)/zirconium(IV)/hafnium(IV) chloride reacts with bis(mercaptoazoles) ( $\text{LH}_2$ ) *viz.*, bis(mercaptotriazoles), bis(mercaptooxadiazoles), or bis(mercaptothiadiazoles) in 2 : 1 molar ratio, respectively,

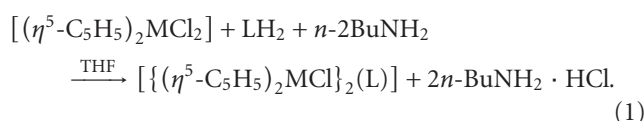


(III)



SCHEME 3: Bis(mercaptothiadiazoles).

in dry tetrahydrofuran in the presence of *n*-butylamine to give binuclear products of type  $[\{(\eta^5\text{-C}_5\text{H}_5)_2\text{MCl}\}_2(\text{L})]$ , according to the following equation:



$\text{LH}_2$  is equal to 1,2-bis(5-mercapto-1,3,4-triazole-2-yl)phenyl (MTPH<sub>2</sub>); 1,2-bis(5-mercapto-1,3,4-triazole-2-yl)ethane (MTEH<sub>2</sub>); 1,4-bis(5-mercapto-1,3,4-triazole-2-yl)butane (MTBH<sub>2</sub>); 1,2-bis(5-mercapto-1,3,4-oxadiazole-2-yl)phenyl (MOPH<sub>2</sub>); 1,2-bis(5-mercapto-1,3,4-oxadiazole-2-yl)ethane (MOEH<sub>2</sub>); 1,4-bis(5-mercapto-1,3,4-oxadiazole-2-yl)butane (MOBH<sub>2</sub>); 1,2-bis(5-mercapto-1,3,4-thiadiazole-2-yl)phenyl (MThPH<sub>2</sub>); 1,2-bis(5-mercapto-1,3,4-thiadiazole-2-yl)ethane (MThEH<sub>2</sub>); 1,4-bis(5-mercapto-1,3,4-Thiadiazole-2-yl)butane (MThBH<sub>2</sub>).

The physical properties and the analytical data of the complexes are given in Table 1. The molecular weights of few complexes, as obtained from ion peak in FAB-mass spectra, are also given in Table 1. The complexes are colored solids and are soluble in dimethylformamide and dimethyl sulphoxide. These complexes have high decomposition temperature and do not decompose up to  $250^\circ\text{C}$ . The electrical conductance measurements in dimethylformamide are consistent with their nonelectrolytic nature. Magnetic susceptibility values at room temperature show their diamagnetic nature.

### 3.1. Electronic spectra

The electronic spectra of complexes, recorded in dimethylformamide, show a single band in the region  $22\,800\text{--}24\,000\text{ cm}^{-1}$  which can be assigned [13] to the charge-transfer bond. In addition, the ligand and the complexes show band around  $32\,000\text{ cm}^{-1}$ , which is assigned to  $\pi \rightarrow \pi^*$  transition of the azomethine linkage.

### 3.2. Infrared spectra

The important infrared spectra of the ligands, mercapto azoles, and their corresponding titanium(IV)/zirconium(IV)/hafnium(IV) derivatives are given in Table 2. The

TABLE 1: Reactions of  $Cp_2MCl_2$  ( $M = Ti/Zr/Hf$ ) with bis(mercaptoazoles).

Reactants taken Molar ratio	Stirr. time (hrs)	Product, color, yield (%)	Mol. Wt. Calcd. (found)	Calcd. (found) %					
				C	H	N	S	Cl	M
$Cp_2TiCl_2 + MTPH_2+n-BuNH_2$ (2 : 1 : 2)	25	$[{Cp_2TiCl}_2]_2MTP$ Orange, 68	701.36 (701)	55.6 (55.5)	3.9 (3.5)	10.8 (10.6)	8.2 (8.1)	9.1 (8.9)	12.3 (12.1)
$Cp_2ZrCl_2 + MTPH_2+n-BuNH_2$ (2 : 1 : 2)	27	$[{Cp_2ZrCl}_2]_2MTP$ Yellow, 66	788.04 (788)	50.0 (50.0)	3.5 (3.2)	9.7 (9.5)	7.4 (7.2)	8.2 (8.0)	21.1 (21.0)
$Cp_2HfCl_2 + MTPH_2+n-BuNH_2$ (2 : 1 : 2)	25	$[{Cp_2HfCl}_2]_2MTP$ Light Orange, 68	962.58 (963)	37.4 (37.2)	2.7 (2.6)	8.7 (8.5)	6.7 (6.5)	7.4 (7.2)	37.1 (37.0)
$Cp_2TiCl_2 + MTEH_2+n-BuNH_2$ (2 : 1 : 2)	23	$[{Cp_2TiCl}_2]_2MTE$ Dark Brown, 67	—	47.8 (47.7)	4.0 (3.8)	12.9 (12.6)	9.8 (9.6)	10.9 (10.6)	14.7 (14.2)
$Cp_2ZrCl_2 + MTEH_2+n-BuNH_2$ (2 : 1 : 2)	20	$[{Cp_2ZrCl}_2]_2MTE$ Cream, 65	—	42.2 (42.1)	3.5 (3.2)	11.4 (11.1)	8.7 (8.4)	9.6 (9.2)	24.7 (24.3)
$Cp_2HfCl_2 + MTEH_2+n-BuNH_2$ (2 : 1 : 2)	24	$[{Cp_2HfCl}_2]_2MTE$ Brown, 60	—	34.1 (34.0)	2.9 (2.8)	9.2 (9.0)	7.0 (7.0)	7.7 (7.3)	39.0 (39.0)
$Cp_2TiCl_2 + MTBH_2+n-BuNH_2$ (2 : 1 : 2)	23	$[{Cp_2TiCl}_2]_2MTB$ Dark Brown, 62	—	49.3 (49.1)	4.4 (4.2)	12.3 (12.1)	9.4 (9.2)	10.4 (10.1)	14.0 (14.0)
$Cp_2ZrCl_2 + MTBH_2+n-BuNH_2$ (2 : 1 : 2)	21	$[{Cp_2ZrCl}_2]_2MTB$ Yellow, 65	—	43.8 (43.7)	3.9 (3.6)	10.9 (10.7)	8.3 (8.2)	9.2 (9.0)	23.8 (23.4)
$Cp_2HfCl_2 + MTBH_2+n-BuNH_2$ (2 : 1 : 2)	20	$[{Cp_2HfCl}_2]_2MTB$ Yellow, 67	—	35.7 (35.5)	3.2 (3.0)	8.9 (8.8)	6.8 (6.6)	7.5 (7.4)	37.9 (37.8)
$Cp_2TiCl_2 + MOPH_2+n-BuNH_2$ (2 : 1 : 2)	20	$[{Cp_2TiCl}_2]_2MOP$ Yellow, 68	—	55.5 (55.3)	3.6 (3.5)	7.2 (7.0)	8.2 (8.0)	9.1 (9.0)	12.3 (12.0)
$Cp_2ZrCl_2 + MOPH_2+n-BuNH_2$ (2 : 1 : 2)	22	$[{Cp_2ZrCl}_2]_2MOP$ Brown, 65	—	49.9 (49.6)	3.3 (3.0)	6.5 (6.2)	7.4 (7.2)	8.2 (8.0)	21.0 (20.8)
$Cp_2HfCl_2 + MOPH_2+n-BuNH_2$ (2 : 1 : 2)	27	$[{Cp_2HfCl}_2]_2MOP$ Light Brown, 65	—	37.4 (37.2)	2.5 (2.5)	5.8 (5.7)	6.6 (6.5)	7.3 (7.2)	37.0 (36.8)
$Cp_2TiCl_2 + MOEH_2+n-BuNH_2$ (2 : 1 : 2)	21	$[{Cp_2TiCl}_2]_2MOE$ Yellowish Brown, 60	655.28 (655)	47.7 (47.3)	3.7 (3.3)	8.6 (8.4)	9.8 (9.6)	10.8 (10.6)	14.6 (14.3)
$Cp_2ZrCl_2 + MOEH_2+n-BuNH_2$ (2 : 1 : 2)	24	$[{Cp_2ZrCl}_2]_2MOE$ Dark Brown, 57	741.96 (742)	42.1 (42.0)	3.3 (3.0)	7.6 (7.4)	8.6 (8.4)	9.6 (9.2)	24.6 (24.2)
$Cp_2HfCl_2 + MOEH_2+n-BuNH_2$ (2 : 1 : 2)	23	$[{Cp_2HfCl}_2]_2MOE$ Brown, 62	916.50 (916)	34.1 (34.0)	2.6 (2.3)	6.1 (6.0)	7.0 (6.8)	7.7 (7.5)	38.9 (38.5)
$Cp_2TiCl_2 + MOBH_2+n-BuNH_2$ (2 : 1 : 2)	25	$[{Cp_2TiCl}_2]_2MOB$ Yellow, 62	—	49.2 (49.0)	4.1 (4.0)	8.2 (8.0)	9.4 (9.2)	10.4 (10.1)	14.0 (14.0)
$Cp_2ZrCl_2 + MOBH_2+n-BuNH_2$ (2 : 1 : 2)	25	$[{Cp_2ZrCl}_2]_2MOB$ Cream, 60	—	43.7 (43.6)	3.7 (3.6)	7.3 (7.1)	8.3 (8.0)	9.2 (9.0)	23.7 (23.4)
$Cp_2HfCl_2 + MOBH_2+n-BuNH_2$ (2 : 1 : 2)	29	$[{Cp_2HfCl}_2]_2MOB$ Brown, 65	—	35.6 (35.4)	3.0 (3.0)	5.9 (5.3)	6.8 (6.5)	7.5 (7.4)	37.8 (37.6)
$Cp_2TiCl_2 + MThPH_2+n-BuNH_2$ (2 : 1 : 2)	20	$[{Cp_2TiCl}_2]_2MThP$ Yellow, 68	—	53.2 (53.0)	3.5 (3.3)	6.9 (6.7)	15.8 (15.7)	8.7 (8.5)	11.8 (11.5)
$Cp_2ZrCl_2 + MThPH_2+n-BuNH_2$ (2 : 1 : 2)	23	$[{Cp_2ZrCl}_2]_2MThP$ Cream, 65	—	48.1 (48.0)	3.1 (3.0)	6.2 (6.0)	14.3 (14.1)	7.9 (7.7)	20.3 (20.1)
$Cp_2HfCl_2 + MThPH_2+n-BuNH_2$ (2 : 1 : 2)	22	$[{Cp_2HfCl}_2]_2MThP$ Dark Brown, 65	—	36.1 (36.0)	2.4 (2.2)	5.6 (5.5)	12.9 (12.8)	7.1 (7.0)	35.8 (35.6)
$Cp_2TiCl_2 + MThEH_2+n-BuNH_2$ (2 : 1 : 2)	18	$[{Cp_2TiCl}_2]_2MThE$ Yellow, 65	—	45.4 (45.2)	3.5 (3.3)	8.2 (8.0)	18.7 (18.4)	10.8 (10.1)	13.9 (13.7)

TABLE 1: Continued.

Reactants taken Molar ratio	Stirr. time (hrs)	Product, color, yield (%)	Mol. Wt. Calcd. (found)	Calcd. (found) %					
				C	H	N	S	Cl	M
Cp <sub>2</sub> ZrCl <sub>2</sub> + MThEH <sub>2</sub> + <i>n</i> -BuNH <sub>2</sub> (2 : 1 : 2)	20	[{Cp <sub>2</sub> ZrCl} <sub>2</sub> MThE] Yellowish Brown, 62	—	40.3 (40.1)	3.1 (3.0)	7.2 (7.0)	16.6 (16.3)	9.2 (9.0)	23.6 (23.2)
Cp <sub>2</sub> HfCl <sub>2</sub> + MThEH <sub>2</sub> + <i>n</i> -BuNH <sub>2</sub> (2 : 1 : 2)	26	[{Cp <sub>2</sub> HfCl} <sub>2</sub> MThE] Light Brown, 60	—	32.9 (32.5)	2.5 (2.4)	5.9 (5.8)	13.5 (13.4)	7.5 (7.4)	37.6 (37.4)
Cp <sub>2</sub> TiCl <sub>2</sub> + MThBH <sub>2</sub> + <i>n</i> -BuNH <sub>2</sub> (2 : 1 : 2)	20	[{Cp <sub>2</sub> TiCl} <sub>2</sub> MThB] Light Brown, 65	715.46 (715)	47.0 (46.8)	3.9 (3.7)	7.8 (7.6)	17.9 (17.5)	9.9 (9.6)	13.4 (13.1)
Cp <sub>2</sub> ZrCl <sub>2</sub> + MThBH <sub>2</sub> + <i>n</i> -BuNH <sub>2</sub> (2 : 1 : 2)	22	[{Cp <sub>2</sub> ZrCl} <sub>2</sub> MThB] Cream, 65	802.14 (802)	41.9 (41.6)	3.5 (3.3)	6.9 (6.9)	15.9 (15.8)	8.8 (8.5)	22.7 (22.2)
Cp <sub>2</sub> HfCl <sub>2</sub> + MThBH <sub>2</sub> + <i>n</i> -BuNH <sub>2</sub> (2 : 1 : 2)	26	[{Cp <sub>2</sub> HfCl} <sub>2</sub> MThB] Brown, 60	976.68 (977)	34.4 (34.2)	2.9 (2.8)	5.7 (5.6)	13.1 (13.0)	7.3 (7.2)	36.5 (36.4)

TABLE 2: Significant infrared spectral bands (cm<sup>-1</sup>).

Compound	$\nu(\text{C}=\text{N})$	$\nu(\text{NH})/\nu(\text{C}-\text{O}-\text{C})/\nu(\text{C}-\text{S}-\text{C})$	$\nu(\text{M}-\text{N})$	$\nu(\text{M}-\text{S})$	$\eta^5\text{-C}_5\text{H}_5$
[{Cp <sub>2</sub> TiCl} <sub>2</sub> MTP]	1580 s, 1560 s	3150 m	440 m	370 m	3000 m, 1430 m, 1020 m
[{Cp <sub>2</sub> ZrCl} <sub>2</sub> MTP]	1585 s, 1560 s	3140 m	435 m	360 m	3010 m, 1420 m, 1025 m
[{Cp <sub>2</sub> HfCl} <sub>2</sub> MTP]	1578 s, 1555 s	3145 m	420 m	340 w	3010 m, 1430 m, 1020 w
[{Cp <sub>2</sub> TiCl} <sub>2</sub> MTE]	1570 s, 1550 s	3155 m	435 m	360 m	3015 m, 1425 m, 1015 w
[{Cp <sub>2</sub> ZrCl} <sub>2</sub> MTE]	1575 s, 1550 s	3150 m	430 m	340 m	3000 m, 1435 m, 1020 m
[{Cp <sub>2</sub> HfCl} <sub>2</sub> MTE]	1570 s, 1545 s	3150 m	425 m	340 m	3005 m, 1425 m, 1020 w
[{Cp <sub>2</sub> TiCl} <sub>2</sub> MTB]	1560 s, 1540 s	3145 m	440 m	355 m	3000 m, 1430 m, 1030 m
[{Cp <sub>2</sub> ZrCl} <sub>2</sub> MTB]	1560 s, 1545 s	3140 m	435 m	345 m	3005 m, 1425 m, 1020 m
[{Cp <sub>2</sub> HfCl} <sub>2</sub> MTB]	1555 s, 1540 s	3140 m	425 m	340 m	3000 m, 1425 m, 1025 w
[{Cp <sub>2</sub> TiCl} <sub>2</sub> MOP]	1565 s, 1545 s	1350 m, 1290 m	430 m	360 m	3000 w, 1430 m, 1020 m
[{Cp <sub>2</sub> ZrCl} <sub>2</sub> MOP]	1560 s, 1540 s	1345 m, 1290 m	425 m	340 m	2990 w, 1420 m, 1015 m
[{Cp <sub>2</sub> HfCl} <sub>2</sub> MOP]	1570 s, 1550 s	1350 m, 1280 m	420 m	340 m	2980 w, 1420 m, 1020 w
[{Cp <sub>2</sub> TiCl} <sub>2</sub> MOE]	1578 s, 1555 s	1355 m, 1285 m	425 m	355 m	3015 w, 1425 m, 1025 w
[{Cp <sub>2</sub> ZrCl} <sub>2</sub> MOE]	1575 s, 1550 s	1350 m, 1280 m	420 m	350 m	3010 w, 1420 m, 1020 m
[{Cp <sub>2</sub> HfCl} <sub>2</sub> MOE]	1570 s, 1550 s	1340 m, 1285 m	410 m	340 m	3000 m, 1415 m, 1015 w
[{Cp <sub>2</sub> TiCl} <sub>2</sub> MOB]	1575 s, 1555 s	1355 m, 1280 m	430 m	375 m	3000 w, 1430 m, 1025 m
[{Cp <sub>2</sub> ZrCl} <sub>2</sub> MOB]	1570 s, 1550 s	1350 m, 1285 m	428 m	360 m	3000 w, 1420 m, 1020 m
[{Cp <sub>2</sub> HfCl} <sub>2</sub> MOB]	1580 s, 1555 s	1345 m, 1280 m	420 m	360 m	3000 m, 1430 m, 1010 w
[{Cp <sub>2</sub> TiCl} <sub>2</sub> MThP]	1570 s, 1550 s	660 m	430 m	375 m	3000 w, 1420 m, 1020 m
[{Cp <sub>2</sub> ZrCl} <sub>2</sub> MThP]	1565 s, 1540 s	650 m	425 m	370 m	3000 w, 1425 m, 1010 m
[{Cp <sub>2</sub> HfCl} <sub>2</sub> MThP]	1565 s, 1545 s	655 m	415 m	360 m	2980 w, 1425 m, 1020 w
[{Cp <sub>2</sub> TiCl} <sub>2</sub> MThE]	1560 s, 1540 s	650 m	425 m	380 m	3000 w, 1430 m, 1020 m
[{Cp <sub>2</sub> ZrCl} <sub>2</sub> MThE]	1565 s, 1545 s	655 m	420 m	370 m	2995 w, 1420 m, 1025 m
[{Cp <sub>2</sub> HfCl} <sub>2</sub> MThE]	1560 s, 1545 s	650 m	410 m	365 m	2990 w, 1420 m, 1010 w
[{Cp <sub>2</sub> TiCl} <sub>2</sub> MThB]	1570 s, 1555 s	660 m	435 m	375 m	3005 w, 1425 m, 1010 m
[{Cp <sub>2</sub> ZrCl} <sub>2</sub> MThB]	1575 s, 1550 s	650 m	430 m	370 m	3000 w, 1420 m, 1015 m
[{Cp <sub>2</sub> HfCl} <sub>2</sub> MThB]	1580 s, 1560 s	655 m	410 m	360 m	2985 w, 1430 m, 1015 w

assignments of i.r. spectral ligand bands and the complexes are based on earlier studies of similar ligand [14–18]. All complexes show bands at *ca.* 3000 cm<sup>-1</sup>, 1420 cm<sup>-1</sup>, and 1020 cm<sup>-1</sup> indicating the presence of cyclopentadienyl ring attached to titanium(IV)/zirconium(IV)/hafnium(IV)

ion. All these bands are similar to those reported [19] for bis(cyclopentadienyl)titanium(IV)/zirconium(IV)/hafnium(IV) chloride. The appearance of these bands for cyclopentadienyl ring indicates that ( $\eta^5\text{-C}_5\text{H}_5$ ) group remains in the complexes. The infrared spectra of bis(mercaptotriazoles),

TABLE 3: Significant NMR data ( $\delta$ , ppm).

Compound	$^1\text{H NMR}$				$^{13}\text{C NMR}$			
	$\eta^5\text{-C}_5\text{H}_5$	$\text{-NH-}$	$\text{-CH}_2\text{-}$	Phenyl ring	$\eta^5\text{-C}_5\text{H}_5$	R	$\text{-N=C-S}$	$\text{-R-C=N}$
$\{\{\text{Cp}_2\text{TiCl}\}_2\text{MTP}\}$	6.60 s	9.50 s	-	7.20–7.35 m	115.8	135.2, 130.6, 128.5	178.2	163.2
$\{\{\text{Cp}_2\text{ZrCl}\}_2\text{MTP}\}$	6.55 s	9.40 s	-	7.25–7.38 m	115.6	132.5, 130.2, 127.4	177.5	163.0
$\{\{\text{Cp}_2\text{HfCl}\}_2\text{MTP}\}$	6.60 s	9.52 s	-	7.30–7.45 m	115.3	134.1, 130.4, 128.6	176.2	162.8
$\{\{\text{Cp}_2\text{TiCl}\}_2\text{MTE}\}$	6.52 s	9.48 s	2.45 s	-	115.7	24.8	178.3	166.0
$\{\{\text{Cp}_2\text{ZrCl}\}_2\text{MTE}\}$	6.58 s	9.45 s	2.50 s	-	115.4	24.6	177.6	165.6
$\{\{\text{Cp}_2\text{HfCl}\}_2\text{MTE}\}$	6.58 s	9.42 s	2.48 s	-	115.1	24.5	176.2	165.0
$\{\{\text{Cp}_2\text{TiCl}\}_2\text{MTB}\}$	6.70 s	9.50 s	1.80–2.20 m	-	115.8	22.8, 14.6	181.2	167.9
$\{\{\text{Cp}_2\text{ZrCl}\}_2\text{MTB}\}$	6.72 s	9.48 s	1.90–2.25 m	-	115.4	21.6, 14.0	178.8	167.0
$\{\{\text{Cp}_2\text{HfCl}\}_2\text{MTB}\}$	6.65 s	9.40 s	1.80–2.18 m	-	115.2	21.8, 14.0	177.9	165.8
$\{\{\text{Cp}_2\text{TiCl}\}_2\text{MOP}\}$	6.58 s	-	-	7.32–7.48 m	115.7	140.2, 135.6, 132.6	180.2	165.8
$\{\{\text{Cp}_2\text{ZrCl}\}_2\text{MOP}\}$	6.60 s	-	-	7.30–7.50 m	115.5	138.5, 134.2, 130.5	178.8	165.4
$\{\{\text{Cp}_2\text{HfCl}\}_2\text{MOP}\}$	6.75 s	-	-	7.38–7.50 m	115.1	138.0, 134.4, 130.6	177.6	165.0
$\{\{\text{Cp}_2\text{TiCl}\}_2\text{MOE}\}$	6.62 s	-	2.50 s	-	115.8	26.5	180.8	167.0
$\{\{\text{Cp}_2\text{ZrCl}\}_2\text{MOE}\}$	6.65 s	-	2.52 s	-	115.4	25.7	179.0	166.8
$\{\{\text{Cp}_2\text{HfCl}\}_2\text{MOE}\}$	6.72 s	-	2.48 s	-	115.2	25.0	177.9	166.2
$\{\{\text{Cp}_2\text{TiCl}\}_2\text{MOB}\}$	6.72 s	-	2.0–2.20 m	-	115.4	24.6, 16.2	182.4	169.2
$\{\{\text{Cp}_2\text{ZrCl}\}_2\text{MOB}\}$	6.72 s	-	1.92–2.18 m	-	115.3	23.7, 15.8	179.2	168.4
$\{\{\text{Cp}_2\text{HfCl}\}_2\text{MOB}\}$	6.70 s	-	1.90–2.16 m	-	115.1	23.0, 15.9	178.2	167.2
$\{\{\text{Cp}_2\text{TiCl}\}_2\text{MThP}\}$	6.62 s	-	-	7.40–7.52 m	115.3	133.2, 130.0, 127.5	177.0	162.1
$\{\{\text{Cp}_2\text{ZrCl}\}_2\text{MThP}\}$	6.58 s	-	-	7.35–7.50 m	115.1	130.4, 129.3, 126.2	176.5	161.8
$\{\{\text{Cp}_2\text{HfCl}\}_2\text{MThP}\}$	6.70 s	-	-	7.35–7.48 m	115.0	133.1, 128.8, 126.6	174.2	161.6
$\{\{\text{Cp}_2\text{TiCl}\}_2\text{MThE}\}$	6.65 s	-	2.40 s	-	115.4	23.7	176.1	164.7
$\{\{\text{Cp}_2\text{ZrCl}\}_2\text{MThE}\}$	6.68 s	-	2.35 s	-	115.3	22.6	175.7	163.2
$\{\{\text{Cp}_2\text{HfCl}\}_2\text{MThE}\}$	6.60 s	-	2.32 s	-	115.0	22.1	173.0	162.8
$\{\{\text{Cp}_2\text{TiCl}\}_2\text{MThB}\}$	6.70 s	-	1.8–2.0 m	-	115.6	21.6, 13.9	180.7	165.8
$\{\{\text{Cp}_2\text{ZrCl}\}_2\text{MThB}\}$	6.72 s	-	1.92–2.15 m	-	115.3	20.4, 13.6	177.1	166.0
$\{\{\text{Cp}_2\text{HfCl}\}_2\text{MThB}\}$	6.68 s	-	1.92–2.20 m	-	115.2	20.1, 13.0	175.0	164.6

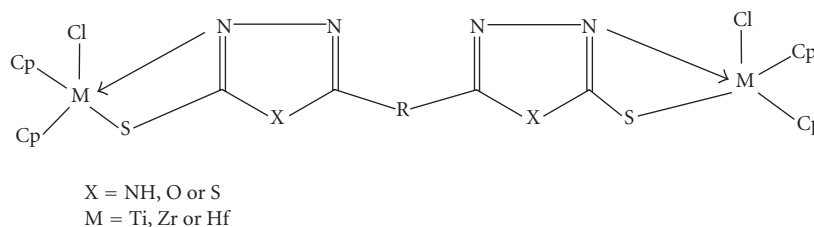
bis(mercaptooxadiazoles), and bis(mercaptothiadiazoles) show one weak band at  $2480\text{--}2550\text{ cm}^{-1}$  due to the  $\text{-SH}$  group vibration. However, in the spectra of complexes, this band disappears indicating the coordination through sulphur after deprotonation. This is further supported [11] by the appearance of band at  $ca. 340\text{--}380\text{ cm}^{-1}$ , assignable to  $\nu(\text{M-S})$ . A strong band in the region of  $1585\text{--}1560\text{ cm}^{-1}$  in the ligands is characteristics [18] of  $\nu(\text{C=N})$  ring group. However, in the complexes the  $\nu(\text{C=N})$  band is found to split in two; where one band is located almost at the original position, that is, at  $ca. 1580\text{ cm}^{-1}$  due to uncoordinated  $\nu(\text{C=N})$  and other is shifted to lower frequency ( $\sim 20\text{--}25\text{ cm}^{-1}$ ) arising from the coordinated ( $\text{C=N}$ ) mode. The splitting of  $\nu(\text{C=N})$  absorption band suggests that only one nitrogen from each unit of mercaptotriazole, mercaptooxadiazole, and mercaptothiadiazole is involved in coordination. The bands observed at  $410\text{--}440\text{ cm}^{-1}$  may be assigned to  $\nu(\text{M-N})$ . The infrared spectra of bis(mercaptotriazoles) show one band at  $3150\text{ cm}^{-1}$  assignable [20] to  $\nu(\text{N-H})$ . The bands due to  $\nu(\text{C-O-C})$  in bis(mercaptooxadiazoles) appear at  $ca. 1290\text{ cm}^{-1}$  (symmetric) and  $1350\text{ cm}^{-1}$  (asymmetric); while

bis(mercaptothiadiazoles) show band at  $ca. 660\text{--}650$  due to  $\nu(\text{C-S})$ . The position of infrared bands due to phenyl and heterocyclic (triazole, oxadiazole, or thiadiazole) ring does not change in the complexes indicating the noncoordination of nitrogen (triazole ring), oxygen (oxadiazole ring), or sulphur (thiadiazole ring) atoms.

Thus, the infrared spectra reflect that all bis(mercaptooxadiazoles), that is, bis(mercaptotriazoles), bis(mercaptooxadiazoles), and bis(mercaptothiadiazoles) act as dibasic, tetradentate chelating agents coordinating through two thiol sulphur atoms and two ring azomethine nitrogen atoms.

#### $^1\text{H NMR}$ spectra

The proton magnetic resonance spectra of ligands and their corresponding bis(cyclopentadienyl)titanium(IV)/zirconium(IV)/hafnium(IV) derivatives were recorded (Table 3) in  $\text{DMSO-d}_6$ . The intensities of all the resonance lines were determined by planimetric integration. The following conclusions can be derived by comparing the spectra of ligands and their corresponding derivatives.



(IV)

SCHEME 4

- (a) The signal due to  $-SH$  proton appears at ca.  $\delta$  8.8–9.0 in the ligands which disappears in the corresponding bis(cyclopentadienyl)titanium(IV)/zirconium(IV)/hafnium(IV) derivatives.
- (b) A signal in all the derivatives at  $\delta$  6.58–6.72 may be assigned to the protons of the cyclopentadienyl rings. The appearance of single, sharp signal for cyclopentadienyl ring indicates that there is rapid rotation of the cyclopentadienyl ring around the metal ring axis.

### $^{13}C$ NMR spectra

The  $^{13}C$  NMR spectra of ligands and the corresponding complexes were recorded in DMSO. The  $^{13}C$  resonance signals are assigned according to chemical shift theory. The  $C_5H_5$  rings give rise to one resonance at ca.  $\delta$  115.0. The considerable shift in the position of carbons (attached with mercapto group in the ligands;  $\delta$  150–160) indicates the coordination through mercapto group.

Thus, on the basis of elemental analysis, electrical conductance and spectral data, the following structures (IV) are tentatively proposed for titanium(IV)/zirconium(IV)/hafnium(IV) complexes. Proposed binuclear structure has also been confirmed by FAB mass spectra of few complexes of each series.

Attempts are being made to grow single crystal of the complexes suitable for X-ray studies but so far no success has been achieved.

### 3.3. Antifungal activity

The fungicidal activity of the ligands and their corresponding complexes were evaluated in DMF against *Aspergillus niger*, *Aspergillus fumigate*, and *Helminothosporim oryzae* by the agar plate technique at 1000, 100, and 10 ppm concentration with triplicate determination in each case. The average percentage inhibition was calculated using the expression:  $(\%) = 100(C-T)/C$  where C and T are the diameters of the fungus colony in control and test plates, respectively. The recorded results (Table 4) lead to the following conclusions.

- (a) The compounds show significant toxicity at 1000 ppm concentration against all species of fungi. However, the

complexes are more toxic than ligands, which may be owing to the chelation and the presence of sulphur atom.

- (b) The activity decreases on detection.
- (c) Titanium complexes show better activity than zirconium and hafnium complexes. Zirconium and hafnium complexes show almost similar results. This may be due to similar radius of zirconium and hafnium.
- (d) For a particular metal, the complexes with bis(mercaptothiadiazoles) show better activity.
- (e) For a particular series of ligands, the compounds with  $R = C_6H_4$  show better activity as compared to  $R = -CH_2-CH_2-$  or  $-(CH_2)_4$ .

The variation in the effectiveness of different biocidal agents against different organisms [21] depends upon the permeability of the cells or differences in ribosomes of antimicrobial agent.

### 3.4. Antibacterial activity

The antibacterial activity of the complexes together with the parent ligands has been screened against Gram-positive *Bacillus subtilis* and Gram-negative *Escherichia coli* at 1000 ppm concentration. The results (Table 5) show that activity increases on chelation. The activity of the ligands is affected by the nature of substituents; this in relation to the lipophilicity of the ligands and their membrane permeability, a key factor in determining the entry inside the cell. The results lead to the following conclusions.

- (a) The complexes are slightly more toxic than the parent ligands.
- (b) The titanium complexes show better activity than zirconium and hafnium complexes.
- (c) The ligands bis(mercaptothiadiazoles) and their complexes show slightly better activity than bis(mercaptooxadiazoles) and their derivatives which in turn show slightly better activity than bis(mercaptooxadiazoles) and their derivatives.
- (d) The presence of phenyl ring at R increases the antibacterial activity.

TABLE 4: Antifungal activity of bis(mercaptoazoles) and their titanium(IV)/zirconium(IV)/hafnium(IV) complexes.

Compound	Average % inhibition after 96 h								
	<i>A. niger</i>			<i>A. alternata</i>			<i>H. oryzae</i>		
	1000	100	10	1000	100	10	1000	100	10
MTPH <sub>2</sub>	44.8	32.7	25.2	45.0	32.8	22.8	42.8	26.2	18.5
[{Cp <sub>2</sub> TiCl} <sub>2</sub> ]MTP	70.8	58.4	42.8	70.0	59.2	37.6	66.8	52.7	43.2
[{Cp <sub>2</sub> ZrCl} <sub>2</sub> ]MTP	65.8	48.2	40.2	61.8	46.2	32.7	55.2	47.6	32.8
[{Cp <sub>2</sub> HfCl} <sub>2</sub> ]MTP	65.0	46.7	40.0	61.9	44.8	30.2	54.8	42.8	30.6
MTEH <sub>2</sub>	35.8	26.2	20.8	38.0	24.8	18.8	33.6	22.6	15.8
[{Cp <sub>2</sub> TiCl} <sub>2</sub> ]MTE	64.8	52.6	32.8	60.7	50.3	32.8	58.8	42.4	33.8
[{Cp <sub>2</sub> ZrCl} <sub>2</sub> ]MTE	60.2	44.8	30.7	54.2	32.8	29.7	42.7	40.0	25.8
[{Cp <sub>2</sub> HfCl} <sub>2</sub> ]MTE	59.6	40.2	30.0	54.0	30.6	22.8	42.0	39.6	24.8
MTBH <sub>2</sub>	40.6	30.8	24.2	40.2	30.6	21.6	40.6	25.5	17.2
[{Cp <sub>2</sub> TiCl} <sub>2</sub> ]MTB	68.2	55.6	40.3	65.8	52.8	36.2	60.1	47.2	40.1
[{Cp <sub>2</sub> ZrCl} <sub>2</sub> ]MTB	64.8	46.1	35.2	58.9	40.7	30.8	50.4	46.2	30.6
[{Cp <sub>2</sub> HfCl} <sub>2</sub> ]MTB	64.1	42.2	32.7	54.8	39.2	28.2	48.8	44.1	28.5
MOPH <sub>2</sub>	32.4	24.8	18.8	30.0	22.6	16.2	28.2	20.5	15.1
[{Cp <sub>2</sub> TiCl} <sub>2</sub> ]MOP	64.2	50.8	28.4	58.2	44.8	27.6	56.6	42.0	29.8
[{Cp <sub>2</sub> ZrCl} <sub>2</sub> ]MOP	56.0	40.0	26.2	50.8	28.6	20.2	40.6	30.8	21.6
[{Cp <sub>2</sub> HfCl} <sub>2</sub> ]MOP	54.2	38.6	25.8	50.0	26.2	20.0	38.8	28.6	20.8
MOEH <sub>2</sub>	25.8	20.2	15.8	26.2	18.5	14.4	22.8	16.0	12.7
[{Cp <sub>2</sub> TiCl} <sub>2</sub> ]MOE	56.3	42.6	22.8	52.8	36.2	21.8	48.2	36.8	21.7
[{Cp <sub>2</sub> ZrCl} <sub>2</sub> ]MOE	50.5	32.0	18.5	47.8	21.2	14.8	32.6	20.8	14.8
[{Cp <sub>2</sub> HfCl} <sub>2</sub> ]MOE	50.0	31.8	16.2	46.2	21.8	14.0	33.8	18.9	14.5
MOBH <sub>2</sub>	28.9	22.3	16.8	29.8	20.5	15.8	26.0	18.2	14.6
[{Cp <sub>2</sub> TiCl} <sub>2</sub> ]MOB	60.0	48.2	24.6	54.0	40.6	24.2	52.8	40.2	26.8
[{Cp <sub>2</sub> ZrCl} <sub>2</sub> ]MOB	55.2	38.6	22.8	49.2	24.2	16.3	38.2	24.0	16.5
[{Cp <sub>2</sub> HfCl} <sub>2</sub> ]MOB	54.0	36.8	21.7	48.6	24.0	15.3	36.8	22.8	16.0
MThPH <sub>2</sub>	56.8	40.2	31.8	55.6	42.8	30.6	52.5	38.8	28.5
[{Cp <sub>2</sub> TiCl} <sub>2</sub> ]MThP	85.6	74.8	53.2	80.7	68.2	50.8	78.4	66.8	52.8
[{Cp <sub>2</sub> ZrCl} <sub>2</sub> ]MThP	78.2	60.5	50.8	76.2	58.6	48.2	70.5	60.2	46.7
[{Cp <sub>2</sub> HfCl} <sub>2</sub> ]MThP	76.0	60.1	48.2	72.8	56.2	48.0	70.2	58.8	45.8
MThEH <sub>2</sub>	48.2	35.6	26.8	45.2	35.8	24.1	44.6	27.8	20.2
[{Cp <sub>2</sub> TiCl} <sub>2</sub> ]MThE	75.4	62.3	44.6	70.2	60.6	40.5	68.2	55.2	46.8
[{Cp <sub>2</sub> ZrCl} <sub>2</sub> ]MThE	67.2	50.1	42.6	63.8	50.1	34.8	59.1	50.2	38.8
[{Cp <sub>2</sub> HfCl} <sub>2</sub> ]MThE	67.0	49.8	41.8	62.9	49.9	32.7	57.2	50.1	36.2
MThBH <sub>2</sub>	50.6	38.2	29.6	50.2	37.6	26.2	48.8	30.6	24.2
[{Cp <sub>2</sub> TiCl} <sub>2</sub> ]MThB	78.2	68.5	50.2	76.0	60.8	42.8	70.6	60.5	50.4
[{Cp <sub>2</sub> ZrCl} <sub>2</sub> ]MThB	70.8	54.2	45.8	68.2	54.2	40.5	62.3	52.8	40.7
[{Cp <sub>2</sub> HfCl} <sub>2</sub> ]MThB	69.7	52.8	42.7	67.8	52.0	38.2	65.8	54.2	40.8

TABLE 5: Antibacterial activity of titanium(IV)/zirconium(IV)/hafnium(V) complexes with bis(mercaptoazoles).




Compound	Diameter of inhibition zone (mm)	
	<i>B. subtilis</i>	<i>E. coli</i>
[{Cp <sub>2</sub> TiCl} <sub>2</sub> ]MTP	16	14
[{Cp <sub>2</sub> ZrCl} <sub>2</sub> ]MTP	15	13
[{Cp <sub>2</sub> HfCl} <sub>2</sub> ]MTP	10	11
[{Cp <sub>2</sub> TiCl} <sub>2</sub> ]MTE	15	13
[{Cp <sub>2</sub> ZrCl} <sub>2</sub> ]MTE	14	11
[{Cp <sub>2</sub> HfCl} <sub>2</sub> ]MTE	14	10
[{Cp <sub>2</sub> TiCl} <sub>2</sub> ]MTB	14	14
[{Cp <sub>2</sub> ZrCl} <sub>2</sub> ]MTB	13	12
[{Cp <sub>2</sub> HfCl} <sub>2</sub> ]MTB	10	8
[{Cp <sub>2</sub> TiCl} <sub>2</sub> ]MOP	14	13
[{Cp <sub>2</sub> ZrCl} <sub>2</sub> ]MOP	12	11
[{Cp <sub>2</sub> HfCl} <sub>2</sub> ]MOP	10	12
[{Cp <sub>2</sub> TiCl} <sub>2</sub> ]MOE	13	12
[{Cp <sub>2</sub> ZrCl} <sub>2</sub> ]MOE	11	10
[{Cp <sub>2</sub> HfCl} <sub>2</sub> ]MOE	8	11
[{Cp <sub>2</sub> TiCl} <sub>2</sub> ]MOB	13	12
[{Cp <sub>2</sub> ZrCl} <sub>2</sub> ]MOB	11	10
[{Cp <sub>2</sub> HfCl} <sub>2</sub> ]MOB	7	9
[{Cp <sub>2</sub> TiCl} <sub>2</sub> ]MThP	20	18
[{Cp <sub>2</sub> ZrCl} <sub>2</sub> ]MThP	17	16
[{Cp <sub>2</sub> HfCl} <sub>2</sub> ]MThP	18	15
[{Cp <sub>2</sub> TiCl} <sub>2</sub> ]MThE	18	17
[{Cp <sub>2</sub> ZrCl} <sub>2</sub> ]MThE	16	16
[{Cp <sub>2</sub> HfCl} <sub>2</sub> ]MThE	15	14
[{Cp <sub>2</sub> TiCl} <sub>2</sub> ]MThB	17	15
[{Cp <sub>2</sub> ZrCl} <sub>2</sub> ]MThB	15	15
[{Cp <sub>2</sub> HfCl} <sub>2</sub> ]MThB	13	12

## REFERENCES

- [1] E. S. Raper, "Complexes of heterocyclic thionates—part 1: complexes of monodentate and chelating ligands," *Coordination Chemistry Reviews*, vol. 153, pp. 199–255, 1996.
- [2] E. S. Raper, "Copper complexes of heterocyclic thioamides and related ligands," *Coordination Chemistry Reviews*, vol. 129, no. 1-2, pp. 91–156, 1994.
- [3] E. S. Raper, "Complexes of heterocyclic thione donors," *Coordination Chemistry Reviews*, vol. 61, pp. 115–184, 1985.
- [4] K. H. Al-Obaidi, B. F. Ali, R. Abu-El-Halawa, and A. Abo-Amer, "Synthesis of 1,3,4-mercapto-oxadiazole mono- and dinuclear copper(I) and copper(II) complexes and their microbiological activity," *Transition Metal Chemistry*, vol. 29, no. 7, pp. 804–811, 2004.
- [5] C. Ma, Q. Jiang, and R. Zhang, "Syntheses, characterizations and crystal structures of new organotin complexes with 2-mercapto-6-nitrobenzothiazole," *Polyhedron*, vol. 23, no. 5, pp. 779–786, 2004.
- [6] N. A. Bell, W. Clegg, J. R. Creighton, and E. S. Raper, "Complexes of heterocyclic thiones and group 12 metals—part 2: the chemical and electrochemical synthesis of mercury(II) complexes of 1-methylimidazoline-2(3*H*)-thionate. The crystal structure of *trans*-[bis-{(η<sup>1</sup>-S-1-methylimidazoline-2(3*H*)-thione)(η<sup>1</sup>-S-1-methylimidazoline-2(3*H*)-thionate)-(μ<sub>2</sub>-S, N-1-methylimidazoline-2-thionate)mercury(II)}] at 160K," *Inorganica Chimica Acta*, vol. 303, no. 1, pp. 12–16, 2000.
- [7] S. Yadav, O. P. Pandey, and S. K. Sengupta, "Synthesis, physico-chemical and biological studies on oxovanadium(IV) derivatives of mercaptotriazoles," *Transition Metal Chemistry*, vol. 20, no. 2, pp. 107–110, 1995.
- [8] R.-M. Oik, B. Oik, W. Dietzsch, R. Kirmse, and E. Hoyer, "The chemistry of 1,3-dithiole-2-thione-4,5-dithiolate (dmit)," *Coordination Chemistry Reviews*, vol. 117, pp. 99–131, 1992.
- [9] P. J. Blower and J. R. Dilworth, "Thiolato-complexes of the transition metals," *Coordination Chemistry Reviews*, vol. 76, pp. 121–185, 1987.
- [10] A. K. Jaiswal, G. P. Rao, O. P. Pandey, and S. K. Sengupta, "Efficacy of organophosphorus derivatives against fungal pathogens of sugarcane," *Journal of Agricultural and Food Chemistry*, vol. 46, no. 4, pp. 1609–1613, 1998.
- [11] O. P. Pandey, S. K. Sengupta, M. K. Mishra, and C. M. Tripathi, "Synthesis, spectral and antibacterial studies of binuclear titanium(IV) / zirconium(IV) complexes of piperazine dithiosemicarbazones," *Bioinorganic Chemistry and Applications*, vol. 1, no. 1, pp. 35–44, 2003.
- [12] J. C. Maruzzella and P. A. Henry, "The antimicrobial activity of perfume oils," *Journal of the American Pharmaceutical Association*, vol. 47, no. 7, pp. 471–476, 1958.
- [13] O. P. Pandey, S. K. Sengupta, and C. M. Tripathi, "Reactions of Cp<sub>2</sub>MCl<sub>2</sub> (M=Ti or Zr) with imine-oxime ligands. Formation of metallacycles," *Molecules*, vol. 10, no. 6, pp. 653–658, 2005.
- [14] K. M. Ibrahim, S. I. Mostafa, N. Nawar, and Z. A. Younis, "Synthesis and structure studies of Co(II), Ni(II), Cu(II), Pd(II), Ru(II), Ag(I), Cd(II) and dioxouranium(VI) complexes with 1-acetoacet-o-toluidide-4-phenyl-3-thiosemicarbazone," *Indian Journal of Chemistry, Section A*, vol. 43, no. 11, pp. 2294–2300, 2004.
- [15] S. Goel, O. P. Pandey, and S. K. Sengupta, "Synthesis and physico-chemical studies on neodymium(III) and samarium(III) derivatives with mercapto triazoles," *Bulletin de la Société Chimique de France*, p. 771, 1989.
- [16] S. K. Sengupta, O. P. Pandey, A. Rai, and A. Sinha, "Lanthanum(III) and praseodymium(III) complexes of acetylferrocenyl mercaptotriazoles," *Transition Metal Chemistry*, vol. 25, no. 2, pp. 150–153, 2000.
- [17] S. K. Sengupta, O. P. Pandey, A. K. Srivastava, R. Rai, and K. D. Mishra, "Mono- and bis(cyclopentadienyl) titanium(IV)/zirconium(IV) derivatives with substituted mercapto triazines," *Indian Journal of Chemistry, Section A*, vol. 38, no. 9, pp. 956–960, 1999.
- [18] B. K. Srivastava, S. K. Srivastava, O. P. Pandey, and S. K. Sengupta, "Synthesis and spectroscopic studies of mono-(cyclopentadienyl)titanium(IV) zirconium(IV) and bis(cyclopentadienyl)titanium(IV)/zirconium(IV) derivatives with acetylferrocenylmercaptotriazoles," *Gazzetta Chimica Italiana*, vol. 127, no. 12, pp. 827–830, 1997.
- [19] P. C. Wailes, R. S. P. Coutts, and H. Weigold, *Organometallic Chemistry of Titanium, Zirconium and Hafnium*, Academic Press, New York, NY, USA, 1974.



- 
- [20] K. Nakamoto, *Infrared and Raman Spectra of Inorganic and Coordination Compounds*, John Wiley & Sons, New York, NY, USA, 1997.
- [21] M. Carcelli, P. Mazza, C. Pelizzi, G. Pelizzi, and F. Zani, "Antimicrobial and genotoxic activity of 2,6-diacetylpyridine bis(acylhydrazones) and their complexes with some first transition series metal ions. X-ray crystal structure of a dinuclear copper(II) complex," *Journal of Inorganic Biochemistry*, vol. 57, pp. 43–62, 1995.



**Hindawi**

Submit your manuscripts at  
<http://www.hindawi.com>

