

 Open access • Posted Content • DOI:10.1101/571653

Targeted DNA transposition using a dCas9-transposase fusion protein

— [Source link](#) 

Shivam Bhatt, Ronald Chalmers

Institutions: University of Nottingham

Published on: 08 Mar 2019 - bioRxiv (Cold Spring Harbor Laboratory)

Topics: Transposase, Transposable element, Binding site and DNA

Related papers:

- [Targeted DNA transposition in vitro using a dCas9-transposase fusion protein](#)
- [In vitro transposon targeting using a catalytically inactive Cas9](#)
- [Precise targeted integration by a chimaeric transposase zinc-finger fusion protein](#)
- [Tool for efficient site-specific transposition of genes and application of tool](#)
- [Transposase mutant, fusion protein, and preparation method and application thereof](#)

Share this paper:    

View more about this paper here: <https://typeset.io/papers/targeted-dna-transposition-using-a-dcas9-transposase-fusion-4225spo70r>

Targeted DNA transposition using a dCas9-transposase fusion protein

Shivam Bhatt and Ronald Chalmers*

School of Life Sciences,
University of Nottingham,
Queen's Medical Centre,
Nottingham NG7 2UH,
UK

*To whom correspondence should be addressed.

Email: chalmers@nottingham.ac.uk

SUMMARY

Homology directed genome engineering is limited by transgene size. Although DNA transposons are more efficient with large transgenes, random integrations are potentially mutagenic. Catalytically inactive Cas9 is attractive candidate for targeting a transposase fusion-protein because of its high specificity and affinity for its binding site. Here we demonstrate efficient Cas9 targeting of a mariner transposon. Targeted integrations were tightly constrained at two adjacent TA dinucleotides about 20 bp to one side of the gRNA binding site. Biochemical analysis of the nucleoprotein complexes demonstrated that the transposase and Cas9 moieties of the fusion protein can bind their respective substrates independently. In the presence of the Cas9 target DNA, kinetic analysis revealed a delay between first and second strand cleavage at the transposon end. This step involves a significant conformational change that may be hindered by the properties of the interdomainal linker. Otherwise, the transposase behaved normally and was proficient for integration *in vitro* and *in vivo*.

INTRODUCTION

Biotechnology and medicine are increasingly reliant on our ability to engineer the mammalian genome. Lentiviruses are useful because gene-delivery across the cell membrane is efficient and integration of the viral genome provides long-term transgene expression. However, they are mutagenic because they integrate at random sites using a mechanism similar to the cut-and-paste transposons. An alternative strategy for ex vivo applications is to establish genomic safe-havens for site-specific recombinases such as the phage C31 integrase or the Cre recombinase (Branda and Dymecki, 2004; Song and Palmiter, 2018). This approach lacks flexibility because it is limited to transgene integration at a predetermined site.

Scar-less engineering of a target site must rely on the cells homologous recombination machinery. Although desired modifications can be made very precisely, the events are rare and difficult to recover. One way to boost the rate of recombination by orders of magnitude is to make a DNA double strand break at the target site (Urnov et al., 2005). This can be achieved using zinc finger nucleases and transcription activator-like effector (TALE) nucleases, which can themselves be engineered to target a user-defined site (Chandrasegaran and Smith, 1999; Zhang et al., 2011). Two significant problems are the extended lead-times and off-target cleavages. TALE and zinc finger nucleases have now been largely superseded by the Cas9 nuclease. It can be programmed to target a 20 bp recognition sequence, simply by providing a matching guide RNA (gRNA). Off-target cleavage is relatively low and the long recognition sequence provides ample specificity. However, homologous recombination remains a limiting factor because the efficiency falls off as the transgene size increases (Li et al., 2014).

Transposon vectors are widely used for gene delivery applications (Grabundzija et al., 2010; Lamberg et al., 2002; Liang et al., 2009; Mates et al., 2009; Way et al., 1984). Although their efficiency falls off as the cargo

size is increased, they are less sensitive to this parameter than host-mediated homologous recombination (Balciunas et al., 2006; Claeys Bouuaert et al., 2013; Ding et al., 2005; Izsvak et al., 2000; Lohe and Hartl, 1996). However, like the Lentiviruses, transposon vectors are mutagenic because the integration sites are essentially random.

To combat random integration various groups have used site-specific DNA binding proteins to target specific loci. Examples include Mos1, Sleeping Beauty, piggyBac and ISY100, which were variously fused to zinc finger proteins, TALEs and Gal4 (Feng et al., 2010; Ivics et al., 2007; Luo et al., 2017; Maragathavally et al., 2006; Owens et al., 2013; Yant et al., 2007). Although successful, targeting strategies have all me with significant problem: namely, that the transposases are still capable of random integration. Since, DNA binding proteins, such as zinc fingers and TALEs, spend most of their time searching for their binding sites, targeted integrations are recovered against a background of random events. To tackle this problem we are currently developing a switchable transposase, which allows control over the timing of integration. In parallel, we were considering the advantages of potential targeting moieties. Cas9 is an obvious and attractive candidate because extensive base pairing with the target provides a dwell time of several hours (Ma et al., 2016). In contrast, DNA binding proteins remain bound to their specific sites only for a matter of seconds or minutes.

Previously, there was an unsuccessful attempt to use a catalytically inactive Cas9 (dCas9) to target piggyBac insertions to a hypoxanthine phosphoribosyl transferase (HPRT) gene in human cells (Luo et al., 2017). Surprisingly, instead of targeting the HPRT locus, the dCas9-piggyBac chimera protected it from insertions. We therefore set out to test whether Cas9 is a general inhibitor of transposition or whether the effect is peculiar to piggyBac. The choice of the transposase moiety is limited by several factors. Although Tn5 is very active in vitro, and is used extensively in bacteria, it transposes poorly in mammalian cells (Blundell-Hunter et al., 2018). Sleeping Beauty is efficient

in vivo but lacks an in vitro system (Mates et al., 2009). While piggyBac is probably the most efficient for gene delivery in vivo, it has a poor in vitro system (Liang et al., 2009; Mitra et al., 2008), which precludes the development of advanced applications such as direct delivery of transpososomes.

Our model system is based on Hsmar1, a reconstituted mariner-family transposon (Miskey et al., 2007; Robertson and Zumpano, 1997). Although it is not as active as piggyBac or Sleeping Beauty in cell culture transfection experiments, the reaction is 100% efficient in vitro (Claeys Bouuaert and Chalmers, 2017). Furthermore, if the mariner transpososome is assembled in vitro, it can be delivered cells directly (Trubitsyna et al., 2017). Hsmar1 also has much lower non-specific nuclease activity than other mariner elements such as Mos1, Mboumar1 and Himar1 (Claeys Bouuaert and Chalmers, 2010; Dawson and Finnegan, 2003; Lampe et al., 1996; Lipkow et al., 2004; Munoz-Lopez et al., 2008; Trubitsyna et al., 2015).

MATERIALS AND METHODS

DNA oligonucleotides and most dry chemicals were from Sigma Aldrich. Enzymes were from New England Biolabs and DNA purification kits were from Qiagen. The nucleotide sequences of all plasmids used in this work are given in Supplemental Table 1. The β -galactosidase assays were as described by Miller (Miller, 1972). LB agar indicator plates contained 40 μ g/ml X-gal, when present, .

For in vivo assays, dCas9 was expressed from derivatives of plasmid pdCas9 (Bikard et al., 2013). When present, CRISPR spacers were cloned into the BsaI site as oligoduplexes (Supplemental Table 2). The Hsmar1 transposase gene was added to the 5'- or 3'-end of the dCas9 gene by PCR using pdCas9 and pRC880 as templates: transposase-dCas9, pRC2302; dCas9-transposases, pRC2303. An oligoduplex encoding spacer-7 was cloned into

the CRISPR locus of these plasmids to produce pRC2304 and pRC2305, respectively. The native wild type transposase was expressed from pRC2306, which is identical to pdCas9 except that the dCas9 gene is replaced by the transposase gene.

The transcription-strength series of expression vectors for Figure 2C, D was created using the constitutive promoters described by Tellier and Chalmers (Tellier and Chalmers, 2018). In the plasmid with the strongest promoter, P4 (pRC2309), the native *S. pyogenes* Cas9 promoter in pdCas9 was replaced by Tellier-P2. In plasmid P3 (pRC2308) the *S. pyogenes* promoter was replaced by Tellier-P1. In plasmid P2 (pRC2307) the *S. pyogenes* promoter was deleted by inverse PCR and residual transcription was from a cryptic promoter(s). The plasmid with the lowest level of transcription, P1 (pRC2311), was created by replacing the multi-copy origin-of-replication in plasmid P3 (above) with a single-copy origin-of-replication from a bacterial artificial chromosome vector.

Hsmar1 transposase was expressed from pRC880 and purified as a maltose binding protein (MBP) fusion by affinity chromatography as described (Claeys Bouuaert and Chalmers, 2010; Claeys Bouuaert et al., 2011). The expression vector for the dCas9-transposase fusion protein was pRC2303 described above.

The dCas9-transposase fusion-protein was expressed from the constitutive promoter in pRC2303. The plasmid was transformed into *E. coli* NiCo21 (New England Biolabs). A single colony was picked into a starter culture of LB-Lennox supplemented with 30 µg/mL chloramphenicol and grown at 37°C for 16 hours with shaking at 250 rpm in a baffled Erlenmeyer flask. The culture was diluted 1:100 into fresh media and growth was continued until the OD600 reached 0.5. The temperature was then reduced to 18°C and the incubation was continued for 16 hours. Cell (500 ml) were harvested by centrifugation at 4°C and resuspended in 40 ml binding buffer (20 mM Tris, pH 8.0, 5 mM imidazole, 0.5 M sodium chloride, 2 mM DTT). All subsequent

steps were carried out at 4°C. Cells were lysed by five passes through a French pressure cell at 16,000 psi and the extract was clarified by centrifugation at 40,000 x g for 30 minutes. The clarified extract was applied to a 1 mL HisTrap HP column (GE Life Sciences) on an AKTA FPLC (Amersham Pharmacia). The column was equilibrated with binding buffer and loosely bound proteins were eluted with 40 column volumes of wash buffer (20 mM Tris at pH 8.0, 60 mM imidazole, 0.5 M sodium chloride, 2 mM DTT). The column was then developed with a 20 column-volume linear-gradient up to 1 M imidazole. Peak fractions were pooled and analyzed by SDS polyacrylamide gel electrophoresis (Supplemental Figure 1). When required for in vitro reactions, the sgRNA and Cas9-transposase were assembled into a ribonucleoprotein complex by incubating for 20 minutes at room temperature in dCT binding buffer (20 mM HEPES pH 7.5, 250 mM potassium chloride, 2 mM MgCl₂, 0.01 % Triton X-100, 0.1 mg/mL BSA, 10% glycerol) (Anders et al., 2015). This was done every time it was required immediately before it was used.

The EMSA binding buffers for the native transposase and the dCas9-transposase were, respectively, [20 mM HEPES at pH 7.5, 100 mM NaCl, 2 mM DTT, 10 % glycerol, 5 % DMSO, 5 mM CaCl₂, 250 µg/ml BSA] and [20 mM HEPES pH 7.5, 250 mM potassium chloride, 2 mM MgCl₂, 0.01 % Triton X-100, 0.1 mg/mL BSA, 10% glycerol]. Reactions (20 µl) contained 10 nM of a Cy-5 labeled oligoduplex encoding either the transposon end or the target of the sgRNA (Supplemental Table 3). After addition of the dCas9-sgRNA-transposase complex, the reactions were incubated for 20 minutes at 37°C. Binding reactions with the native transposase were incubated for 60 minutes at room temperature to be consistent with our previous work. Binding reactions were loaded onto a TBE buffered 7% polyacrylamide gel and electrophoresed at 120 V. Gels were recorded on a GE Typhoon imager.

In vitro transposition reactions were performed as described (Claeys Bouuaert and Chalmers, 2010). The reaction buffer contained 25 mM Tris-HCl at pH 8.0, 5% glycerol, 100 mM sodium chloride, 2 mM DTT, 2.5 mM MgCl₂ and 6.5

nM of supercoiled pRC650 as substrate. Transposition reactions (50 μ l) were initiated by the addition of transposase and incubated for 4 h at 37°C. Reactions were made 0.4% in SDS and 19 mM in EDTA and heat inactivated at 75°C for 30 minutes. Samples (35 μ l) were electrophoresed on a TBE buffered 1.1% agarose gel at 60 V for 16 – 24 h. Gels were stained with ethidium bromide and photographed. In vivo transposition reactions were performed as described (Liu and Chalmers, 2014). The reporter strain [*E. coli* RC5096, F- *fhuA2* Δ (*lacZ*)*r1 glnV44 e14*-(*McrA*-) *trp-31 his-1 rpsL104 xyl-7 mtl-2 metB1* Δ (*mcrC-mrr*)114::*IS10 argE::Hsmar1-lacZ'*-kanR] was derived from ER1793 (New England Biolabs).

Targeted transposition experiments were based on a well known 'plasmid-hop' assay eg. (Munoz-Lopez et al., 2008). The transposon donor plasmid was pRC704, which encodes an R6K origin of replication and a mini-Hsmar1 transposon with a kanamycin resistance gene. The small target plasmid was pRC2312, which is essentially a dimer of pBluescript II SK+ with one of the copies of *lacZ* α removed. The large target was pRC2313, which is identical to the small target except that a 4.5 kb fragment of non-specific DNA from the *E. coli* chromosomal *argE-H* locus was inserted. Reactions (15 μ l) were performed in our standard transposition buffer (25 mM Tris-HCl at pH 8.0, 5% glycerol, 100 mM sodium chloride, 2 mM DTT, 2.5 mM MgCl₂) with 9 nM of target plasmid and 13.5 nM pRC1105 to provide a background of non-specific DNA. Reactions were incubated for 20 minutes at 37°C, initiated by the addition of the transposon donor plasmid (9 nM) and incubated for a further 24 hours. Reactions were brought to 50 μ l with NEB Cutsmart buffer, supplemented with 5 units of NheI and 5 units of lambda exonuclease to degrade the non-specific plasmid. Digestion was stopped by adding 15 μ l of stop solution (0.5 mg/mL proteinase K, 0.1% SDS, 50 mM EDTA) and incubating at 60°C for 2 h. DNA was purified using a spin column from the Qiagen PCR Clean-up kit, which was eluted with 30 μ l of EB (10 mM Tris-HCl, pH 8.5). 3-10 μ l of the reaction was transformed into chemically competent *E. coli* NEB5 α and plated on LB agar plates supplemented with 50 μ g/ml kanamycin, 100 μ g/ml ampicillin, 40 μ g/ml X-gal and 0.1% lactose. Targeting efficiency (%) was calculated by dividing the number of white colonies by the

total number of colonies and multiplying by 100. Target plasmids from randomly selected white colonies were purified and the location of the transposon insertion in *lacZ* α was determined by Sanger sequencing using the M13 reverse primer.

RESULTS

Selection of gRNAs and construction of transposase-dCas9 fusions

Since gRNAs do not all bind their targets equally well (Liu et al., 2016) we screened ten candidates for their ability to inhibit transcription of the target *lacZ* gene. Oligoduplex spacer sequences, encoding candidate gRNAs, were ligated into the CRISPR locus of plasmid pdCas9 (Figure 1A). Subsequent transcription and processing in vivo produces a mature gRNA, which forms a ribonucleoprotein complex with dCas9. The relative locations and orientations of the selected gRNA target-sequences are shown in Figure 1B. *E. coli* BL21 cells were transformed with each dCas9-gRNA expression plasmids separately and spread on X-gal indicator plates to test the ability of the gRNAs to inhibit transcription of *lacZ*. Only spacers 4 and 7 produced completely white colonies (not shown). Because spacer-7 is within the coding sequence of the gene, it was selected for all further experiments. To create a fusion protein capable of targeted transposition, the Hsmar1 transposase gene was added to the 5'- or the 3'- end of the dCas9 gene in pdCas9 (Figure 1A). Two versions of the fusion protein expression vectors were created, one with and one without spacer-7.

The fusion-proteins are active in vivo

To test whether the fusion proteins were still capable of gRNA-mediated transcriptional repression, the four plasmids were transformed into *E. coli* BL21 and the *lacZ* activity was measured using the Miller assay (Figure 2A). There was little silencing with dCas9 or either of the fusion proteins in the absence of the gRNA. In the presence of the gRNA the N- and C- terminal

dCas9 fusion proteins both repressed lacZ expression effectively. We then used a bacterial transposition assay to test whether the transposase domain retained activity (Figure 2B). We also tested a plasmid in which the dCas9 gene in pdCas9 was substituted with the transposase gene. This provided a positive control in which transposase expression was driven by the same promoter as the fusion proteins. The rate of transposition was highest for the transposase-dCas9 plasmid, which has the transposase fused to the N-terminus of Cas9. This result should be interpreted with caution as Hsmar1 transposition is subject to over-production inhibition (OPI) whereby an increase in the transposase concentration beyond a low level decreases the rate of transposition (Claeys Bouuaert et al., 2013; Tellier and Chalmers, 2018). Since the promoter on pdCas9 is relatively strong, the system will be dominated by OPI. In the presence of the gRNA the rate of transposition for the N- and C-terminal fusion proteins decreased significantly (Figure 2B). If this result is interpreted in terms of the OPI model, it indicates that the gRNA increased the transpositional-potential of the system, which decreased the rate of transposition on account of OPI. Since the dCas9-transposase protein, which has the transposase on the C-terminus of dCas9, had the best transpositional-potential and the best transcriptional repression in the Miller assay, it was selected for all further experiments (Figure 2A, B).

To explore the relationships between the expression level of the fusion protein and its activities, the native Cas9 promoter in pdCas9 was replaced with promoters P4 to P1, which are of progressively lower strength (Tellier and Chalmers, 2018). As expected, transcriptional repression by the fusion protein was highest with the native Cas9 promoter and decreased progressively with promoter strength (Figure 2C). In contrast, the rate of transposition had an inverse relationship to the strength of the promoter, consistent with the expected effects of OPI mentioned above (Claeys Bouuaert et al., 2013).

dCas9-transposase binds transposon ends and the gRNA target

The assembly pathway for the Hsmar1 transpososome and its behavior in an

electrophoretic mobility shift assay (EMSA) is illustrated in Figure 3A, B. Binding of the first transposon end to the transposase dimer yields single-end complex 2 (SEC2). Recruitment of a second end yields the paired-ends complex (PEC). This would normally be followed by the first cleavage step of the reaction, except that the binding buffer lacks the catalytic magnesium ion. During electrophoresis, the PEC decays into single-end complex 1 (SEC1) (Claeys Bouuaert et al., 2013). When the purified dCas9-transposase is titrated into the reaction the disappearance of the free transposon ends is accompanied by the appearance of two clear shifted bands plus a third band close to the bottom of the well (Figure 3C). This is broadly similar to the behavior of the wild type transposase except that the complexes are further up the gel owing to the much larger size of the fusion protein. The band that just enters the gel above SEC2 might represent the PEC, which is detected in some experiments with the wild type transposase (Claeys Bouuaert et al., 2013).

To explore the binding ability of the dCas9 moiety of the fusion protein, an EMSAs was performed with an oligoduplex complimentary to the spacer-7 sequence (Figure 3D, E, F). Since this experiment was performed in vitro we used a single-guide RNA (sgRNA) in which the tracrRNA and the gRNA were joined in a single strand. In the absence of the sgRNA, titration of the fusion protein produced a smear with no clear bands (Figure 3D). Presumably, this indicates weak interactions between the protein and the DNA, which dissociate during electrophoresis. When the fusion protein was provided with the sgRNA, two clear complexes were formed (Figure 3E). The stoichiometry of the complexes is unknown but they may correspond to a dimer of the fusion protein bound by either one or two target oligoduplexes. When we added unlabeled competitor DNA to the reaction it had not effect, which indicates that the oligoduplex binding to the fusion protein is specific (Figure 3F).

In vitro transposition with the dCas9-transposase fusion-protein

Since we had demonstrated DNA binding by the respective dCas9 and

transposase moieties of the fusion protein we next wanted to examine the intermediates and products of the *in vitro* transposition reaction. When the wild type transposase is incubated with a supercoiled substrate, excision of the transposon leaves behind the plasmid backbone, which is an end product of the reaction and a convenient measure of the efficiency (Figure 4). After excision, target sites for integration are acquired by a random collision and tracking mechanism (Claeys Bouuaert and Chalmers, 2010). Titration of the reaction with the wild type transposase or dCas9-transposase yielded a very similar range of products (Figure 4). Minor differences were probably owing to the differences in the quality of the purified proteins. However, adding an oligoduplex encoding the target of the sgRNA reduced the amount of protein required for the maximum production of backbone. It also changed the amount and relative proportions of the reaction products. Most noticeable is the accumulation of the relaxed substrate. This is an intermediate of the reaction generated by the first nick at one of the transposon ends (Claeys Bouuaert and Chalmers, 2010; Claeys Bouuaert et al., 2014). The transition between the first nick and the second, which completes cleavage at the transposon end, involves a significant conformational change (Claeys Bouuaert and Chalmers, 2017; Dornan et al., 2015). Since nicking is absolutely dependent on PEC formation (Claeys Bouuaert et al., 2011), the accumulation of the relaxed intermediate shows that the dCas9 moiety of the fusion protein can interact with its oligoduplex target at the same time as the transposase moiety is engaged in a transposition reaction. Clearly, this is a prerequisite for successful targeting.

Targeted transposition reactions

To test whether the dCas9-transposase protein could target transposon insertions to a specific site *in vitro* we used a modification of the mini-transposon hop assay (Munoz-Lopez et al., 2008). In this assay, transposase catalyses the movement of a transposon encoding a kanamycin resistance gene onto a target plasmid, which in this case encodes the lacZ α fragment and an ampicillin resistance gene (Figure 5A). The target was derived from a

dimer of pBluescript in which one of the two *lacZα* fragments had been removed. Since the plasmid has two ampicillin genes and two origins, it has no essential regions and can tolerate insertions anywhere. This allows unbiased recovery of integration events. We refer to the modified pBluescript dimer as the small target. We also created a larger target by adding 4.5 kb of DNA from the *E. coli* arginine biosynthesis operon. In addition to the transposon donor and target plasmids, transposition reactions also contained a decoy plasmid which provides a background level of non-specific DNA. The reactions were assembled and then initiated by the addition of the transposon donor plasmid.

Transposition reactions were performed with the wild type transposase and the dCas9-transposase fusion-protein either without or with sgRNA-7, which is complementary to the *lacZα* region of the target plasmids. The integration products were transformed into *E. coli* NEB5α and plated on LB agar plates supplemented with ampicillin, kanamycin and X-gal (Figure 5B, C). Double transformants containing the donor and target plasmids are not recovered because the R6K origin of replication requires the Pir protein. Transposition reactions with the wild type transposase or the dCas9-transposase fusion yielded very few white colonies (Figure 5B). This reflects the fact that the *lacZα* fragment represents only about 1/650th of the DNA sequences available for integration. In contrast, more than half of the colonies are white when the dCas9-transposase protein is provided with the sgRNA. The targeting efficiency is plotted in Figure 5C where it is defined as the percentage of all colonies that were white.

In the case of the blue colonies, the transformants must have contained plasmids with transposon insertions outside of the *lacZα* region. We therefore focused on the white colonies and used DNA sequencing to determine the transposon integration sites (Figure 5D). In pBluescript the *lacZα* open reading frame (ORF) is engineered to include a polylinker and it is therefore longer than the corresponding region from the wild type *lacZ* gene. The ORF

also codes for additional amino acids at the 3'-end that are not necessary for alpha complementation (Nishiyama et al., 2015). All in all, the target region in pBluescript in which integration events will yield a white phenotype is 315 bp long (Figure 5D). Within this region there are 18 TA dinucleotides, which are required for the integration of mariner transposons. Only eight of these sites are represented amongst the 20 un-targeted integrations mapped for the wild type transposase and the dCas9-transposase fusion without the sgRNA (Figure 5D). This is not unusual as mild integration bias is well documented for the mariner transposons, where preferred sites are known as hot spots (Claeys Bouuaert and Chalmers, 2013; Conte et al., 2019; Crenes et al., 2009).

We next examined the lacZ α integration sites targeted by the dCas9-sgRNA-transposase. We found that all had occurred at two TA dinucleotides located 18 to 22 bp to one side of the sgRNA binding site (Figure 5D, E). On the other side of the binding site there are TA dinucleotides between 8 and 18 bp distant that were not used. The location of the integration sites immediately to one side of the binding site probably reflects constraints imposed by the relative orientations of the dCas9 and the transposase domains and the length of the linker region. It will be interesting to test the site-preference of the transposase-dCas9 fusion, in which the positions of the domains are swapped with respect to the N- and C-termini of the protein.

DISCUSSION

The long dwell time of dCas9 at its target site makes it a powerful tool for gene activation and repression (Gilbert et al., 2014). It is also an attractive candidate for transposon targeting. However, one study reported that although piggyBac integrations at a specific target site were enriched by zinc finger and TALE protein-fusions, dCas9 appeared to protect the locus (Luo et al., 2017). In the present work we have demonstrated that a mariner transposon can be effectively targeted by dCas9 and that protection from integration is probably therefore peculiar to piggyBac. We found that the

targeted mariner insertions were at two adjacent TA dinucleotides about 20 bp 5' to the sgRNA binding site (Figure 4E). Other TA dinucleotides located between 31 and 34 bp 5', and between 8 and 18 bp 3', of the sgRNA binding sites were not used. This indicates that the integration site is tightly constrained.

The properties of the inter-domainal linker and the intrinsic target-site preference of the transposase may both contribute to the constrained selection of integration sites. Most, if not all, DNA transposons have preferred target hot spots. For example, there is one extremely hot spot for Mos1 integration that attracts almost all events in the Tn9 chloramphenicol acetyl transferase gene (Crenes et al., 2009). Hsmar1 is perhaps less biased but some sites are certainly less preferred than others (Claeys Bouuaert and Chalmers, 2013). To link the dCas9 and Hsmar1 transposase domains we used a sequence of 187 amino acids encoding the *E. coli* thioredoxin protein. Although this will be less prone to proteolysis than a flexible linker of the same length, the compaction due to elements of secondary and tertiary structure will prevent the transposase domain reaching distant sites. The linker may also constrain the orientation of the transposase domain with respect to dCas9 and its binding site. However, since the two targeted TA dinucleotides are 4 bp apart they will be on almost opposite faces of the DNA helix. This indicates that the angular distribution is not tightly constrained. Nevertheless, it will be interesting to engineer additional TA dinucleotides into the sequence to explore the constraint further. It will also be interesting to use flexible linkers of different lengths.

In targeting experiments with other transposase-fusion proteins the selection of integration sites was not tightly constrained as observed here. Fusing Mos1 or piggyBac transposases to Gal4 using a 22 amino acid linker enriched for integration sites about 900 bp away from the Gal4 upstream activating sequence (UAS). In the case of Mos1, 98% of the integrations were at a TA dinucleotide 954 bp from the binding site (Maragathavally et al., 2006). Such frequent use of a site, almost 10 DNA-persistence-lengths away from the Gal4-UAS, can not be explained by the constraints of the binding moiety.

Instead, a combination of factors may be at work. For example, the short dwell time of DNA binding proteins, which range from seconds to minutes, will increase the local concentration of the transpososome, which may then select a nearby hot spot. This scenario may also explain the partial enrichment of AAV Rep-Sleeping Beauty integration at a site 700 bp from the Rep recognition sequence (Ammar et al., 2012). In another report, fusing the piggyBac transposase to zinc finger and TALE proteins with linkers as short as 15 amino acids enriched for integrations between 24 and 5000 bp from the binding site in the hypoxanthine phosphoribosyl transferase (HPRT) gene (Luo et al., 2017; Owens et al., 2013). Within this region, integrations were biased towards the HPRT transcriptional start site. This may be owing to the chromatin configuration or topological changes in the DNA. For example, mariner transposition is sensitive to supercoiling in the transposon donor and the target (Claeys Bouuaert and Chalmers, 2013; Claeys Bouuaert et al., 2011).

In addition to the targeting experiments, we also compared the reaction intermediates with the transposase and the dCas9-transposase proteins (Figure 2, 3). In the EMSA, the nucleoprotein complexes were very similar (Figure 2). Likewise, in reactions with a transposon on a plasmid substrate, the kinetics of the reaction intermediates were similar (Figure 3). However, there was a slight delay between first and second strand cleavage at the transposon end when the target of the sgRNA was included in the reaction. Overall, it is clear that the Hsmar1 transposase behaves normally when fused to dCas9 and that dCas9 is therefore a promising system for targeted integration. The single biggest problem in targeted-transposition protocols is that successful targeting in a particular cell is often accompanied by random integrations. It should be possible to minimize this problem delivering the transpososome to the cells after in vitro assembly (Trubitsyna et al., 2017). However, to overcome random integration events, it will be necessary to control the timing of integration to allow an opportunity for the targeting moiety to find its binding site. This work is currently underway.

REFERENCES

Ammar, I., Gogol-Doring, A., Miskey, C., Chen, W., Cathomen, T., Izsvak, Z., and Ivics, Z. (2012). Retargeting transposon insertions by the adeno-associated virus Rep protein. *Nucleic acids research* *40*, 6693-6712.

Anders, C., Niewoehner, O., and Jinek, M. (2015). In Vitro Reconstitution and Crystallization of Cas9 Endonuclease Bound to a Guide RNA and a DNA Target. *Methods in enzymology* *558*, 515-537.

Balciunas, D., Wangensteen, K.J., Wilber, A., Bell, J., Geurts, A., Sivasubbu, S., Wang, X., Hackett, P.B., Largaespada, D.A., Mclvor, R.S., *et al.* (2006). Harnessing a high cargo-capacity transposon for genetic applications in vertebrates. *PLoS genetics* *2*, e169.

Bikard, D., Jiang, W., Samai, P., Hochschild, A., Zhang, F., and Marraffini, L.A. (2013). Programmable repression and activation of bacterial gene expression using an engineered CRISPR-Cas system. *Nucleic acids research* *41*, 7429-7437.

Blundell-Hunter, G., Tellier, M., and Chalmers, R. (2018). Transposase subunit architecture and its relationship to genome size and the rate of transposition in prokaryotes and eukaryotes. *Nucleic Acids Research*, gky794-gky794.

Branda, C.S., and Dymecki, S.M. (2004). Talking about a revolution: The impact of site-specific recombinases on genetic analyses in mice. *Developmental cell* *6*, 7-28.

Chandrasegaran, S., and Smith, J. (1999). Chimeric restriction enzymes: what is next? *Biological chemistry* *380*, 841-848.

Claeys Bouuaert, C., and Chalmers, R. (2010). Transposition of the human Hsmar1 transposon: rate-limiting steps and the importance of the flanking TA dinucleotide in second strand cleavage. *Nucleic acids research* *38*, 190-202.

Claeys Bouuaert, C., and Chalmers, R. (2013). Hsmar1 Transposition Is Sensitive to the Topology of the Transposon Donor and the Target. *PLoS ONE* *8*, e53690.

Claeys Bouuaert, C., and Chalmers, R. (2017). A single active site in the mariner transposase cleaves DNA strands of opposite polarity. *Nucleic acids research* *45*, 11467-11478.

Claeys Bouuaert, C., Lipkow, K., Andrews, S.S., Liu, D., and Chalmers, R. (2013). The autoregulation of a eukaryotic DNA transposon. *eLife* *2*, e00668.

Claeys Bouuaert, C., Liu, D., and Chalmers, R. (2011). A simple topological filter in a eukaryotic transposon as a mechanism to suppress genome instability. *Molecular and cellular biology* *31*, 317-327.

Claeys Bouuaert, C., Walker, N., Liu, D., and Chalmers, R. (2014). Crosstalk between transposase subunits during cleavage of the mariner transposon. *Nucleic acids research* *42*, 5799-5808.

Conte, E., Mende, L., Grainge, I., and Colloms, S.D. (2019). A Mini-ISY100 Transposon Delivery System Effective in γ Proteobacteria. *Frontiers in microbiology* *10*, 280-280.

Crenes, G., Ivo, D., Herisson, J., Dion, S., Renault, S., Bigot, Y., and Petit, A. (2009). The bacterial Tn9 chloramphenicol resistance gene: an attractive DNA segment for Mos1 mariner insertions. *Molecular genetics and genomics : MGG* *281*, 315-328.

Dawson, A., and Finnegan, D.J. (2003). Excision of the *Drosophila* mariner transposon Mos1. Comparison with bacterial transposition and V(D)J recombination. *Molecular cell* *11*, 225-235.

Ding, S., Wu, X., Li, G., Han, M., Zhuang, Y., and Xu, T. (2005). Efficient transposition of the piggyBac (PB) transposon in mammalian cells and mice. *Cell* *122*, 473-483.

Dornan, J., Grey, H., and Richardson, J.M. (2015). Structural role of the flanking DNA in mariner transposon excision. *Nucleic acids research* *43*, 2424-2432.

Feng, X., Bednarz, A.L., and Colloms, S.D. (2010). Precise targeted integration by a chimaeric transposase zinc-finger fusion protein. *Nucleic acids research* *38*, 1204-1216.

Gilbert, L.A., Horlbeck, M.A., Adamson, B., Villalta, J.E., Chen, Y., Whitehead, E.H., Guimaraes, C., Panning, B., Ploegh, H.L., Bassik, M.C., *et al.* (2014). Genome-Scale CRISPR-Mediated Control of Gene Repression and Activation. *Cell* *159*, 647-661.

Grabundzija, I., Irgang, M., Mates, L., Belay, E., Matrai, J., Gogol-Doring, A., Kawakami, K., Chen, W., Ruiz, P., Chuah, M.K., *et al.* (2010). Comparative analysis of transposable element vector systems in

human cells. *Molecular therapy : the journal of the American Society of Gene Therapy* *18*, 1200-1209.

Ivics, Z., Katzer, A., Stuwe, E.E., Fiedler, D., Knespel, S., and Izsvak, Z. (2007). Targeted Sleeping Beauty transposition in human cells. *Molecular therapy : the journal of the American Society of Gene Therapy* *15*, 1137-1144.

Izsvak, Z., Ivics, Z., and Plasterk, R.H. (2000). Sleeping Beauty, a wide host-range transposon vector for genetic transformation in vertebrates. *Journal of molecular biology* *302*, 93-102.

Lamberg, A., Nieminen, S., Qiao, M., and Savilahti, H. (2002). Efficient insertion mutagenesis strategy for bacterial genomes involving electroporation of in vitro-assembled DNA transposition complexes of bacteriophage mu. *Applied and environmental microbiology* *68*, 705-712.

Lampe, D.J., Churchill, M.E., and Robertson, H.M. (1996). A purified mariner transposase is sufficient to mediate transposition in vitro. *The EMBO journal* *15*, 5470-5479.

Li, K., Wang, G., Andersen, T., Zhou, P., and Pu, W.T. (2014). Optimization of genome engineering approaches with the CRISPR/Cas9 system. *PLoS One* *9*, e105779.

Liang, Q., Kong, J., Stalker, J., and Bradley, A. (2009). Chromosomal mobilization and reintegration of Sleeping Beauty and PiggyBac transposons. *Genesis (New York, NY : 2000)* *47*, 404-408.

Lipkow, K., Buisine, N., and Chalmers, R. (2004). Promiscuous target interactions in the mariner transposon Himar1. *The Journal of biological chemistry* *279*, 48569-48575.

Liu, D., and Chalmers, R. (2014). Hyperactive mariner transposons are created by mutations that disrupt allosterism and increase the rate of transposon end synapsis. *Nucleic acids research* *42*, 2637-2645.

Liu, X., Homma, A., Sayadi, J., Yang, S., Ohashi, J., and Takumi, T. (2016). Sequence features associated with the cleavage efficiency of CRISPR/Cas9 system. *Scientific reports* *6*, 19675.

Lohe, A.R., and Hartl, D.L. (1996). Reduced germline mobility of a mariner vector containing exogenous DNA: effect of size or site? *Genetics* *143*, 1299-1306.

Luo, W., Galvan, D.L., Woodard, L.E., Dorset, D., Levy, S., and Wilson, M.H. (2017). Comparative analysis of chimeric ZFP-, TALE- and Cas9-piggyBac transposases for integration into a single locus in human cells. *Nucleic acids research* *45*, 8411-8422.

Ma, H., Tu, L.C., and Naseri, A. (2016). CRISPR-Cas9 nuclear dynamics and target recognition in living cells. *Journal of Cell Biology* *214*, 529-537.

Maragathavally, K.J., Kaminski, J.M., and Coates, C.J. (2006). Chimeric Mos1 and piggyBac transposases result in site-directed integration. *FASEB journal : official publication of the Federation of American Societies for Experimental Biology* *20*, 1880-1882.

Mates, L., Chuah, M.K., Belay, E., Jerchow, B., Manoj, N., Acosta-Sanchez, A., Grzela, D.P., Schmitt, A., Becker, K., Matrai, J., *et al.* (2009). Molecular evolution of a novel hyperactive Sleeping Beauty transposase enables robust stable gene transfer in vertebrates. *Nature genetics* *41*, 753-761.

Miller, J. (1972). *Experiments in Molecular Genetics*. Cold Spring Harbor Laboratory.

Miskey, C., Papp, B., Mates, L., Sinzelle, L., Keller, H., Izsvak, Z., and Ivics, Z. (2007). The ancient mariner sails again: transposition of the human Hsmar1 element by a reconstructed transposase and activities of the SETMAR protein on transposon ends. *Molecular and cellular biology* *27*, 4589-4600.

Mitra, R., Fain-Thornton, J., and Craig, N.L. (2008). piggyBac can bypass DNA synthesis during cut and paste transposition. *The EMBO journal* *27*, 1097-1109.

Munoz-Lopez, M., Siddique, A., Bischerour, J., Lorite, P., Chalmers, R., and Palomeque, T. (2008). Transposition of Mboumar-9: identification of a new naturally active mariner-family transposon. *Journal of molecular biology* *382*, 567-572.

Nishiyama, K., Ichihashi, N., Kazuta, Y., and Yomo, T. (2015). Development of a reporter peptide that catalytically produces a fluorescent signal through alpha-complementation. *Protein science : a publication of the Protein Society* *24*, 599-603.

Owens, J.B., Mauro, D., Stoytchev, I., Bhakta, M.S., Kim, M.S., Segal, D.J., and Moisyadi, S. (2013). Transcription activator like effector

(TALE)-directed piggyBac transposition in human cells. *Nucleic acids research* *41*, 9197-9207.

Robertson, H.M., and Zumpano, K.L. (1997). Molecular evolution of an ancient mariner transposon, Hsmar1, in the human genome. *Gene* *205*, 203-217.

Song, A.J., and Palmiter, R.D. (2018). Detecting and Avoiding Problems When Using the Cre-lox System. *Trends in genetics : TIG* *34*, 333-340.

Tellier, M., and Chalmers, R. (2018). Development of a papillation assay using constitutive promoters to find hyperactive transposases. *bioRxiv*, 423012.

Trubitsyna, M., Grey, H., Houston, D.R., Finnegan, D.J., and Richardson, J.M. (2015). Structural Basis for the Inverted Repeat Preferences of mariner Transposases. *The Journal of biological chemistry* *290*, 13531-13540.

Trubitsyna, M., Michlewski, G., Finnegan, D.J., Elfick, A., Rosser, S.J., Richardson, J.M., and French, C.E. (2017). Use of mariner transposases for one-step delivery and integration of DNA in prokaryotes and eukaryotes by transfection. *Nucleic acids research* *45*, e89.

Urnov, F.D., Miller, J.C., Lee, Y.L., Beausejour, C.M., Rock, J.M., Augustus, S., Jamieson, A.C., Porteus, M.H., Gregory, P.D., and Holmes, M.C. (2005). Highly efficient endogenous human gene correction using designed zinc-finger nucleases. *Nature* *435*, 646-651.

Way, J.C., Davis, M.A., Morisato, D., Roberts, D.E., and Kleckner, N. (1984). New Tn10 derivatives for transposon mutagenesis and for construction of lacZ operon fusions by transposition. *Gene* *32*, 369-379.

Yant, S.R., Huang, Y., Akache, B., and Kay, M.A. (2007). Site-directed transposon integration in human cells. *Nucleic acids research* *35*, e50.

Zhang, F., Cong, L., Lodato, S., Kosuri, S., Church, G.M., and Arlotta, P. (2011). Efficient construction of sequence-specific TAL effectors for modulating mammalian transcription. *Nature Biotechnology* *29*, 149.

FIGURE LEGENDS

Figure 1 Plasmid pdCas9 and the chromosomal *lacZ* target

A) Plasmid pdCas9 (Bikard et al., 2013) encodes a catalytically inactive Cas9 variant (dCas9) in which the nuclease activity is abolished by the D10A and H840A mutations. Expression is driven by the strong native Cas9 promoter from *Streptococcus pyogenes*. The spacer is the user-defined sequence that base pairs with the target site.

B) The target site for dCas9 binding was the *E. coli lacZ* gene. Ten candidate spacers were selected to target the promoter and early open reading frame of *lacZ*. Of these 10 candidates, only spacers 4 and 7 inhibited transcription completely, as judged by a white colony on X-gal indicator plates.

Figure 2. Fusion-protein activity in vivo

The Hsmar1 transposase gene was added to the 5'- or the 3'- end of the dCas9 gene in pdCas9, which is illustrated in Figure 1A.

A, The plasmids were transformed into *E. coli* BL21 and *lacZ* activity was measured using the Miller assay (Miller, 1972). The *lacZ*- control was provided by *E. coli* NEB5 α , while LacZ+ is the activity with the untransformed BL21 host. Proteins were expressed from plasmids: dCas9, pdCas9 = pRC2301; transposase-dCas9, pRC2302; transposase-dCas9-gRNA, pRC2304; dCas9-transposase, pRC2303; dCas9-gRNA-transposase, pRC2305.

B, The relative rates of transposition supported by the N- and C-terminal fusions was assayed in *E. coli* as described previously (Liu and Chalmers, 2014). The wild type transposase was expressed from pRC2306, which is identical to pdCas9 except that the dCas9 gene is replaced by the transposase gene. Other protein expression vectors were as in part B.

C, The relationship between *lacZ* repression and the fusion-protein expression level was explored. The highest level of expression was with the native Cas9 promoter from pdCas9. Promoters P4 to P1 were progressively weaker (Tellier and Chalmers, 2018). The expression vectors were: P1,

pRC2311; P2, pRC2307; P3, pRC2308; P4, pRC2309.

D, The relationship between the expression level and the rate of transposition was explored. Owing to auto-inhibition (or OPI) the highest rate of transposition was with the lowest expression level, as expected (Claeys Bouuaert et al., 2013). Protein expression vectors were as in previous parts.

Figure 3 EMSA analysis of the dCas9-transposase fusion protein

A, Illustration of protein-DNA complexes formed during the transposition reaction and decomposition of the paired-end complex (PEC) during electrophoresis.

B, EMSA of purified Hsmar1 transposase on a TBE buffered 7% polyacrylamide gel. Reactions contained 10 nM of a 70 bp Cy5-labelled oligoduplex encoding a transposon-end substrate. Bands were visualized on a GE Typhoon Fluorimager.

C, EMSA as in part B but with the indicated amounts of the dCas9-transposase fusion protein without sgRNA. The band marked ?, just below the wells, might represent the PEC, which is detected with the wild type transposase if the PEC is artificially stabilized (Claeys Bouuaert et al., 2013).

D, **E** and **F**, the EMSAs were as in part B but with the purified dCas9-transposase fusion protein with its sgRNA. Reactions contained 10 nM of a 70 bp Cy5-labelled oligoduplex complementary to sgRNA-7. When present, the sgRNA was preassembled in a 1:1.5 molar excess to the protein prior to the EMSA. The non-specific competitor plasmid was 1 μ g of pRC2301 per binding reaction.

Figure 4 *In vitro* transposition assays with the dCas9-transposase

Transposition reactions were 50 μ l with 6.5 nM of supercoiled plasmid substrate (pRC650). The reactions were initiated by adding transposase and incubated for 4 h at 37°C. Reactions were deproteinated with proteinase K and SDS and 20 μ l was electrophoresed on a TBE buffered 1.1% agarose gel at 60 V overnight. Photographs of ethidium bromide stained gels are shown. When present, the sgRNA was preassembled in a 1:1.5 molar excess to the

protein prior to the reaction. Where indicated, reactions contained 10 nM of a 70 bp oligoduplex complementary to the sgRNA.

Figure 5 Transposon targeting reactions

A, Illustration of the transposon donor and target plasmids. The donor plasmid (pRC704) encodes an Hsmar1 transposon with an R6K origin of recognition and a kanamycin resistance gene. The target plasmid (pRC2312) is essentially a dimer of pBluescript with one copy of the lacZ α gene removed. Since the plasmid has two origins and two ampicillin markers it can tolerate transposon insertions anywhere. The large target has an extra 4.5 kb of non-specific DNA. Reactions also contained a background of non-specific DNA.

B, Reactions were performed with the indicated transposase proteins, transformed into *E. coli* and plated on LB plus ampicillin, kanamycin and X-gal. Transposon integrations into the lacZ α gene yield white colonies. Integrations elsewhere yield blue colonies.

C, Targeting efficiency. Error-bars are standard error of the mean where n = 6 biological replicates. Ordinary one-way ANOVA analysis: Small target; transposase vs. dCas9-transposase, $P = 0.95$; transposase vs. dCas9-sgRNA-transposase, $P = <0.0001$; dCas9-transposase vs. dCas9-sgRNA-transposase, $P = <0.0001$. Large target: transposase vs. dCas9-transposase, $P = 0.14$; transposase vs. dCas9-sgRNA-transposase, $P = <0.0001$; dCas9-transposase vs. dCas9-sgRNA-transposase, $P = <0.0001$.

D, Ten white colonies were picked from the three sets of plates and the location of the transposon insertion determined by Sanger sequencing.

E, An expanded view of the indicated area of the lacZ α gene.

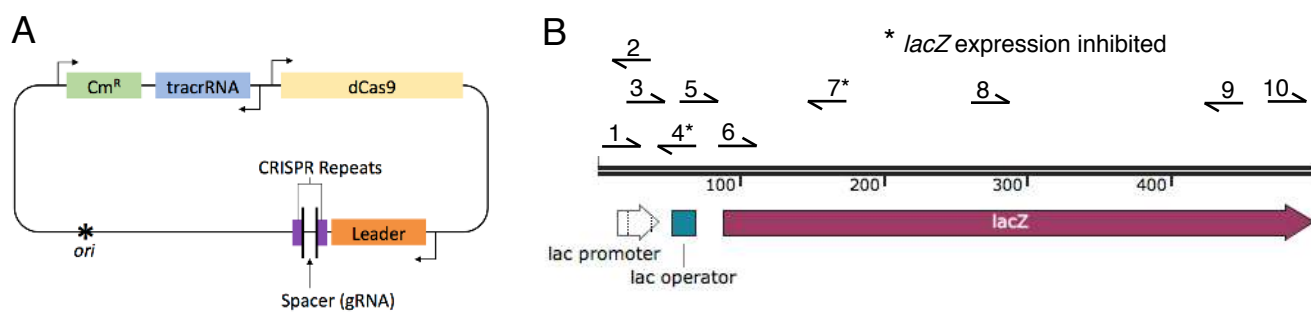


Figure 1

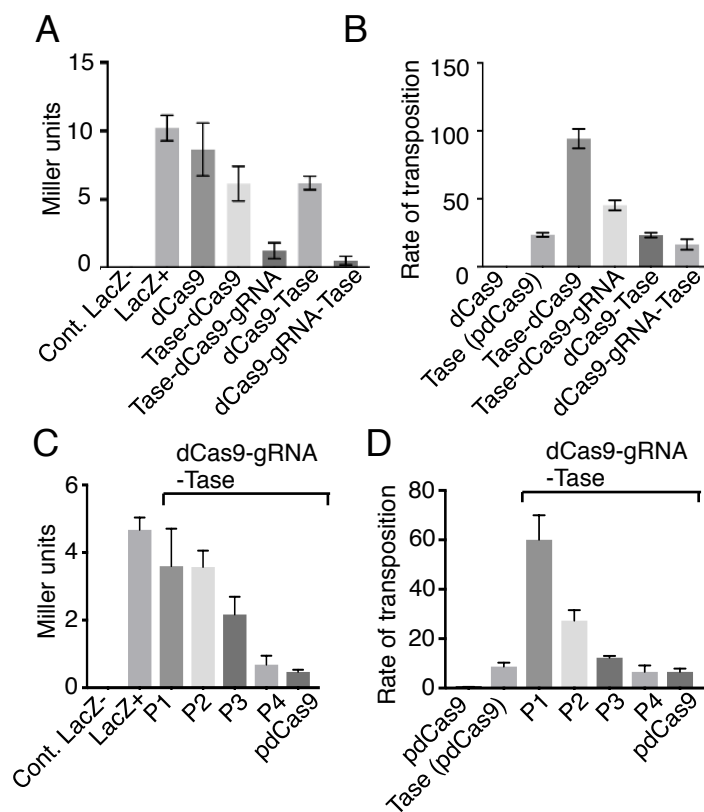


Figure 2

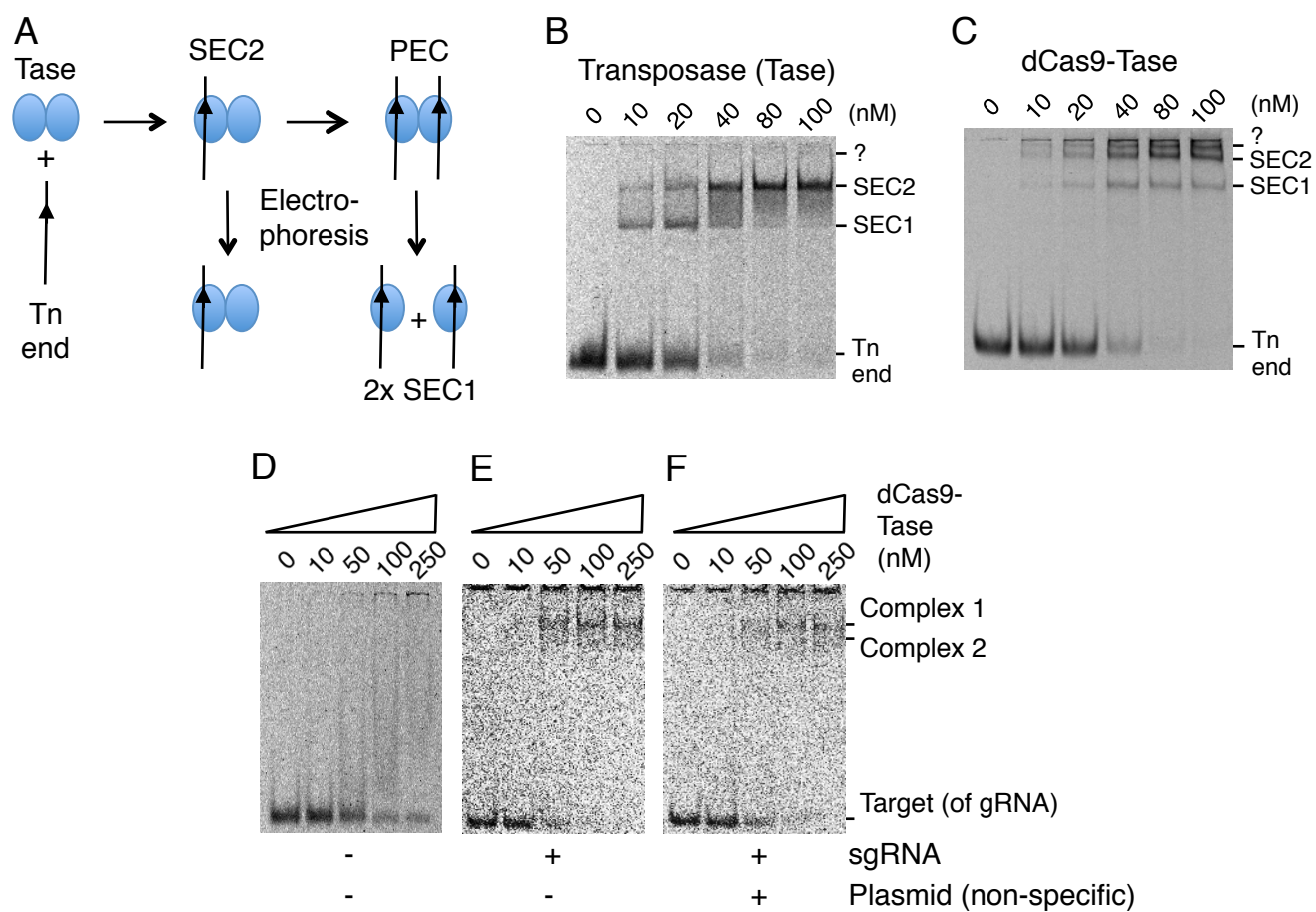


Figure 3

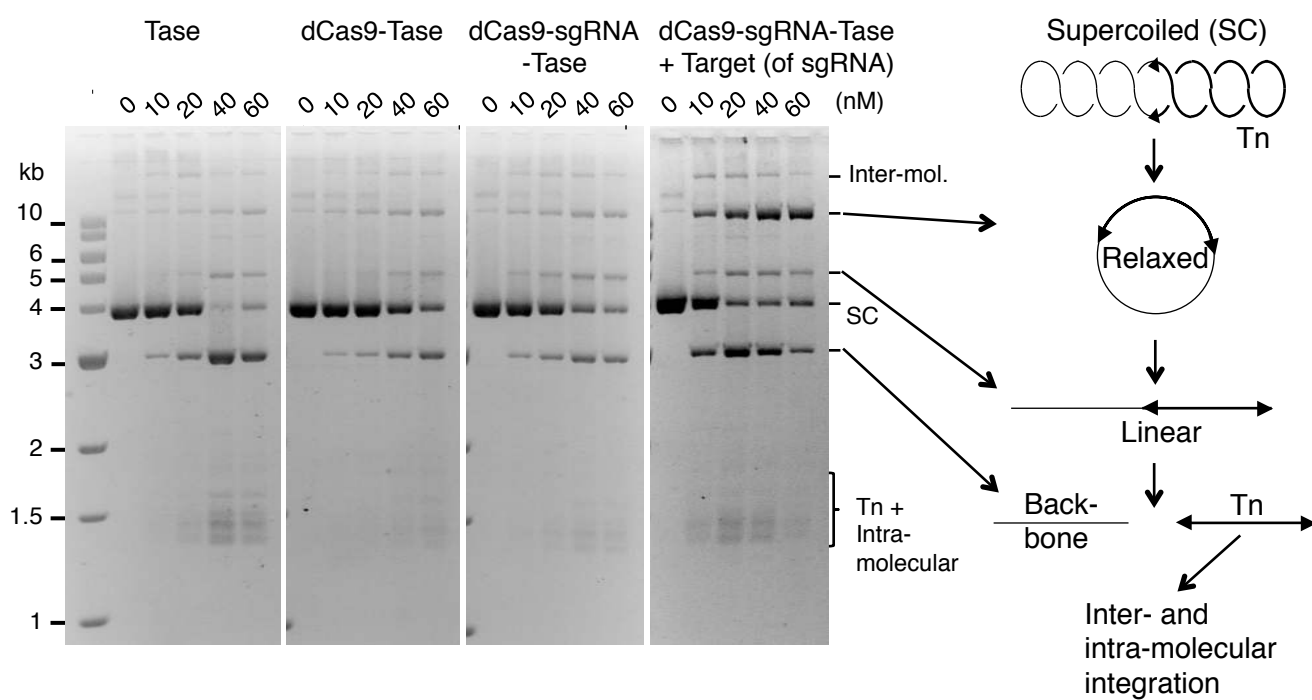


Figure 4

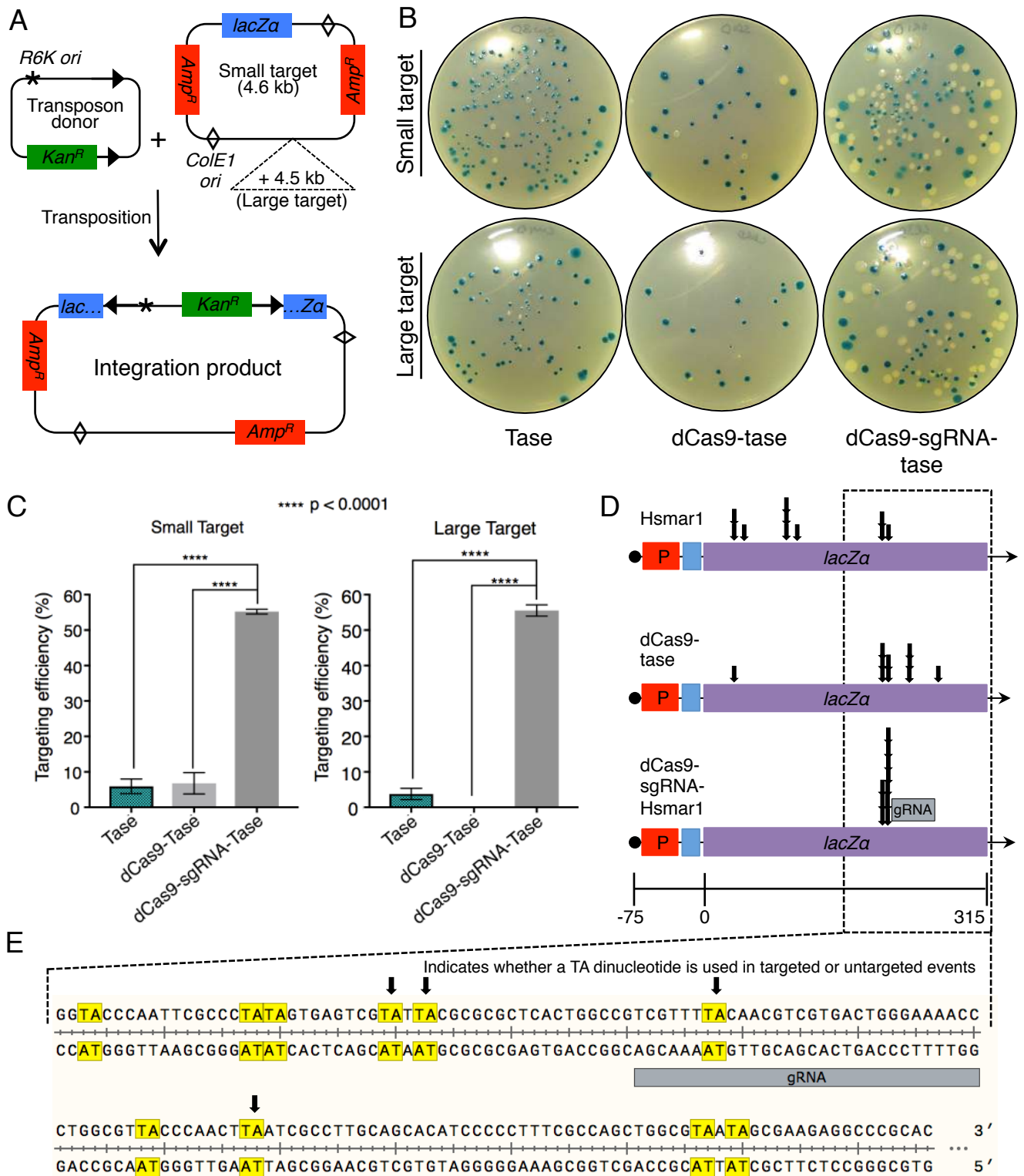
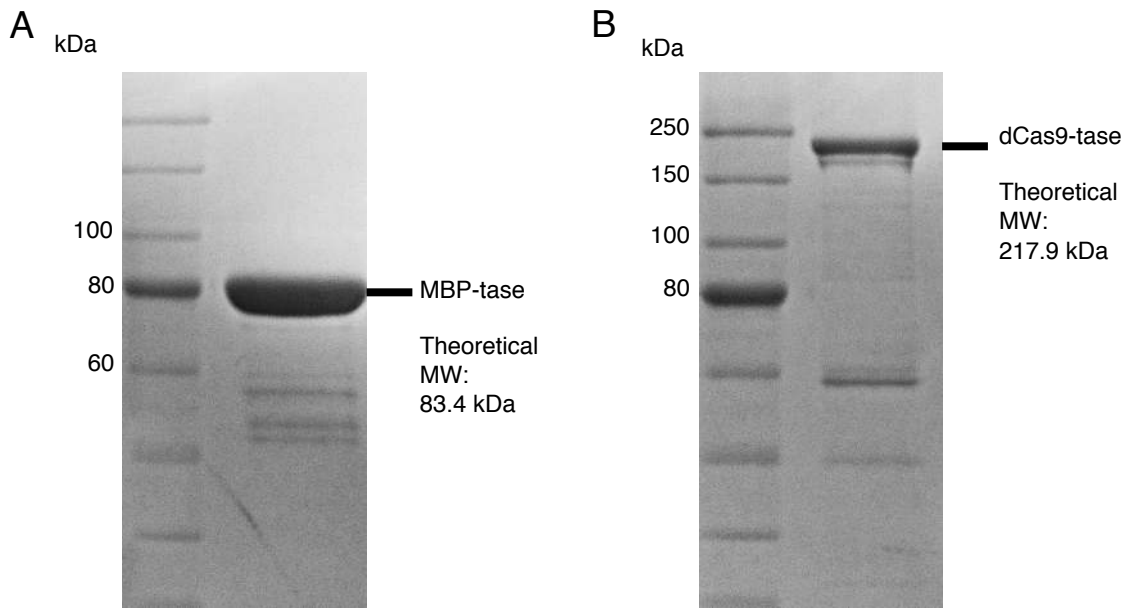


Figure 5



Supplemental Figure 1 Purification of Hsmar1 transposase and dCas9 transposase.

Supplemental Table 1 Plasmid Sequences

pRC704

AATTCTATTAGGTTGGTGCAAAAGTAATTGCGGTTTTGGATCCGGCTGTAATCCG
GGCAGCGCAACGGAACATTCATCAGTGTA AAAATGGAATCAATAAAGCCCTGCG
CAGCGCGCAGGGTCAGCCTGAATACGCGTTTAATGACCAGCACAGTCGTGATG
GCAAGGTCAGAATAGCGCTGAGGTCTGCCTCGTGAAGAAGGTGTTGCTGACTC
ATACCAGGCCTGAATCGCCCCATCATCCAGCCAGAAAGTGAGGGAGCCACGGT
TGATGAGAGCTTTGTTGTAGGTGGACCAGTTGGTGATTTTGAACTTTTGCTTTGC
CACGGAACGGTCTGCGTTGTCGGGAAGATGCGTGATCTGATCCTTCAACTCAGC
AAAAGTTCGATTTATTCAACAAAGCCACGTTGTGTCTCAAATCTCTGATGTTAC
ATTGCACAAGATAAAAATATATCATCATGAACAATAAACTGTCTGCTTACATAAA
CAGTAATACAAGGGGTGTTATGAGCCATATTCAACGGGAAACGTCTTGCTCGAG
GCCGCGATTAAATCCAACATGGATGCTGATTTATATGGGTATAAATGGGCTCG
CGATAATGTCGGGCAATCAGGTGCGACAATCTATCGATTGTATGGGAAGCCCGA
TGCGCCAGAGTTGTTTCTGAAACATGGCAAAGGTAGCGTTGCCAATGATGTTAC
AGATGAGATGGTCAGACTAACTGGCTGACGGAATTTATGCCTCTTCCGACCAT
CAAGCATTTTATCCGTA CTCTGATGATGCATGGTTACTCACCCTGCGATCCCC
GGGAAAACAGCATTCCAGGTATTAGAAGAATATCCTGATTCAGGTGAAAATATTG
TTGATGCGCTGGCAGTGTTCCCTGCGCCGGTTGCATTCGATTCCTGTTTTGTAATT
GTCCTTTTAAACAGCGATCGCGTATTTTCGTCTCGCTCAGGCGCAATCACGAATGA
ATAACGGTTTTGGTTGATGCGAGTGATTTTGATGACGAGCGTAATGGCTGGCCTG
TTGAACAAGTCTGGAAAGAAATGCATAAGCTTTTGCCATTCTCACCGGATTCAGT
CGTCACTCATGGTGATTTCTCACTTGATAACCTTATTTTTGACGAGGGGAAATTA
ATAGGTTGTATTGATGTTGGACGAGTCGGAATCGCAGACCGATAACCAGGATCTT
GCCATCCTATGGAACCTGCCTCGGTGAGTTTTCTCCTTCATTACAGAAACGGCTTT
TTCAAAAATATGGTATTGATAATCCTGATATGAATAAATTGCAGTTTCATTTGATG
CTCGATGAGTTTTTCTAATCAGAATTGGTTAATTGGTTGTAACACTGGCAGAGCA
TTACGCTGACTTGACGGGACGGCGGCTTTGTTGAATAAATCGAACTTTTGCTGA
GTTGAAGGATCAGATCACGCATCTTCCCGACAACGCAGACCGTTCCGTGGCAA
GCAAAAGTTCAAATCACCAACTGGTCCACCTACAACAAAGCTCTCATCAACCG
TGGCTCCCTCACTTTCTGGCTGGATGATGGGGCGATTCAGGCCTGGTATGAGTC
AGCAACACCTTCTTACGAGGCAGACCTCAGCGCTATTCTGACCTTGCCATCAC
GACTGTGCTGGTCATTAAACGCGTATTCAGGCTGACCCTGCGCGCTGCGCAGG
GCTTTATTGATTCCATTTTTACACTGATGAATGTTCCGTTGCGCTGCCCGGATTA
CAGCCGGATCCGGCCACGATGCGTCCGGCGTAGAGGATCTGAAGATCAGCAGT
TCAACCTGTTGATAGTACGTAAGCTCTCATGTTTCACGTAAGCTCTCAT
GTTTAACGTACTAAGCTCTCATGTTTAACGAACTAAACCCTCATGGCTAACGTAC
TAAGCTCTCATGGCTAACGTACTAAGCTCTCATGTTTCACGTAAGCTCTCAT
GTTTGAACAATAAAATTAATAAATCAGCAACTTAAATAGCCTCTAAGGTTTTAA
GTTTTATAAGAAAAAAGAATATATAAGGCTTTTTAAAGCTTTTTAAGGTTTAAACGG
TTGTGGACAACAAGCCAGGGATGTAACGCACTGAGAAGCCCTTAGAGCCTCTCA
AAGCAATTTTGAGTGACACAGGAACACTTAACGGCTGACATGGGAATTCCACAT

GTGGAATTCCACATGTGGAATTGTGAGCGGATAACAATTTGTGGAATTCCTGGG
AGAGCTCGATATCGCATGCGGTACCTCTAGAAGAAGCTTGGGATCCAAAACCGC
AATTACTTTTGCACCAACCTAATAGAATTCTGGCGTAATAGCGAAGAGGCCCGC
ACCGATCGCCCTTCCCAACAGTTGCGCAGCCTGAATGGCGAATGGGACGCGCC
CTGTAGCGGCGCATTAAAGCGCGGCGGGTGTGGTGGTTACGCGCAGCGTGACC
GCTACACTTGCCAGCGCCCTAGCGCCCGCTCCTTTTCGCTTTCTTCCCTTCCTTT
CTCGCCACGTTTCGCCGGCTTTCCCGTCAAGCTCTAAATCGGGGGCTCCCTTTA
GGGTTCCGATTTAGTGCTTTACGGCACCTCGACCCCAAAAACTTGATTAGGGT
GATGGTTCACGTAGTGGGCCATCGCCCTGATAGACGGTTTTTTCGCCCTTTGACG
TTGGAGTCCACGTTCTTTAATAGTGGACTCTTGTTCCAAACCTGGAACAACACTCA
ACCCTATCTCGGTCTATTCTTTTATTATAAGGGATTTTTCGCCATTTTCGGCCTAT
TGGTTAAAAAATGAGCTGATTTAACAAAAATTTAACGCGAATTTTAAACAAAATATT
AACGCTTACAATTTAGGTGGCACTTTTTCGGGGAAATGTGCGCGGAACCCCTATT
TGTTTTATTTTTCTAAATACATTCAAATATGTATCCGCTCATGAGACAATAACCCTG
ATAAATGCTTCAATAATATTGAAAAAGGAAGAGTATGAGTATTCAACATTTCCGT
GTCGCCCTTATTCCCTTTTTTTCGGGCATTTTGCCTTCCTGTTTTTGTCCACCCAG
AAACGCTGGTGAAGTAAAAGATGCTGAAGATCAGTTGGGTGCACGAGTGGGTT
ACATCGAACTGGATCTCAACAGCGGTAAGATCCTTGAGAGTTTTTCGCCCGAAG
AACGAGCGGAAGAGCGCCCAATACGCAAACCGCCTCTCCCGCGCGTGGCCG
ATTCATTAATGCAG

pRC1104

TTCAGTTTAGCCTTAACCGGCGCATGACTTCAAGACTAACTCCTCTAAATCAATT
ACCAGTGGCTGCTGCCAGTGGTGCTTTTTGCATGTCTTTCCGGGTTGGACTCAAG
ACGATAGTTACCGGATAAGGCGCAGCGGTCCGACTGAACGGGGGGTTCGTGCA
TACAGTCCAGCTTGGAGCGAACTGCCTACCCGGAACCTGAGTGTGAGGCGTGGA
ATGAGACAAACGCGGCCATAACAGCGGAATGACACCGGTAAACCGAAAGGCAG
GAACAGGAGAGCGCACGAGGGAGCCGCCAGGGGGAAACGCCTGGTATCTTTAT
AGTCCTGTCCGGTTTTCGCCACCACTGATTTGAGCGTCAGATTTTCGTGATGCTTG
TCAGGGGGGCGGAGCCTATGGAAAACGGCTTTGCCGCGGCCCTCTCACTTCC
CTGTTAAGTATCTTCCCTGGCATCTTCCAGGAAATCTCCGCCCGTTTCGTAAGCC
ATTTCCGCTCGCCGAGTTCGAACGACCGAGCGTAGCGAGTCAGTGAGCGAGGA
AGCGGAATATATCCTGTATCACATATTCTGCTGACGCACCGGTGCAGCCTTTTTT
CTCCTGCCACATGAAGCACTTCACTGACACCCTCATCAGTGCCAACATAGTAAG
CCAGTATACACTCCGCTAGCGCTGATGTCCGGCGGTGCTTTTTGCCGTTACGCAC
CACCCCGTCAGTAGCTGAACAGGAGGGACAGCTGATAGAAACAGAAGCCACTG
GAGCACCTCAAAAACACCATCATACTAAATCAGTAAGTTGGCAGCATCACCC
GACGCACTTTGCGCCGAATAAATACCTGTGACGGAAGATCACTTCGCAGAATAA
ATAAATCCTGGTGTCCCTGTTGATACCGGGAAGCCCTGGGCCAACTTTTTGGCGA
AAATGAGACGTTGATCGGCACGTAAGAGGTTCCAACCTTTCACCATAATGAAATAA
GATCACTACCGGGCGTATTTTTTGGAGTTATCGAGATTTTCAGGAGCTAAGGAAG
CTAAAATGGAGAAAAAATCACTGGATATACCACCGTTGATATATCCCAATGGCA
TCGTAAAGAACATTTTTGAGGCATTTTCAGTCAGTTGCTCAATGTACCTATAACCAG

ACCGTTCAGCTGGATATTACGGCCTTTTTAAAGACCGTAAAGAAAAATAAGCACA
AGTTTTATCCGGCCTTTATTACATTCTTGCCCGCCTGATGAATGCTCATCCGGA
ATTCCGTATGGCAATGAAAGACGGTGAGCTGGTGATATGGGATAGTGTTACCC
TTGTTACACCGTTTTTCCATGAGCAAACCTGAAACGTTTTTCATCGCTCTGGAGTGAA
TACCACGACGATTTCCGGCAGTTTCTACACATATATTCGCAAGATGTGGCGTGTT
ACGGTGAAAACCTGGCCTATTTCCCTAAAGGGTTTATTGAGAATATGTTTTTCGT
CTCAGCgAATCCCTGGGTGAGTTTCACCAGTTTTGATTTAAACGTGGCCAATATG
GACAACTTCTTCGCCCCCGTTTTACCATGGGCAAATATTATACGCAAGGCGAC
AAGGTGCTGATGCCGCTGGCGATTTCAGGTTTCATCATGCCGTCTGTGATGGCTTC
CATGTCCGCAGAATGCTTAATGAATTACAACAGTACTGCGATGAGTGGCAGGGC
GGGGCGTAATTTTTTTAAAGGCAGTTATTGGTGCCCTTAAACGCCTGGTGCTACG
CCTGAATAAGTGATAATAAGCGGATGAATGGCAGAAATTCGAAAGCAAATTCGA
CCCGGTGCTCGGTTTCAGGGCAGGGTCGTTAAATAGCCGCTTATGTCTATTGCTG
GTTTACCGGTTTATTGACTACCGGAAGCAGTGTGACCGTGTGCTTCTCAAATGC
CTGAGGCCAGTTTGCTCAGGCTCTCCCCGTGGAGGTAATAATTGACGATATGAT
CATTTATTCTGCCTCCCAGAGCCTGATAAAAACGGTTAGCGCTTCGTTAATACAG
ATGTAGGTGTTCCACAGGGTAGCCAGCAGCATCCTGCGATGCAGATCCGGAAC
ATAATGGTGCAGGGCGCTTGTTTCGGCGTGGGTATGGTGGCAGGCCCCCGTGGC
CGGGGGACTGTTGGGCGCTGCCGGCACCTGTCCTACGAGTTGCATGATAAAGA
AGACAGTCATAAGTGCGGGCAGGATAGTCATGCCCCGCGCCCACCGGAAGGAG
CTACCGGACAGCGGTGCGGACTGTTGTAACCTCAGAATAAGAAATGAGGCCGCT
CATGGCGTTGACTCTCAGTCATAGTATCGTGGTATCACCGGTTGGTTCCACTCT
CTGTTGCGGGCAAACCTTCAGCAGCACGTAGGGGACTTCCGCGTTTCCAGACTTTA
CGAAACACGGAAACCGAAGACCATTTCATGTTGTTGCTCAGGTTCGCAGACGTTTT
GCAGCAGCAGTCGCTTTCAGTTCGCTCGCGTATCGGTGATTCATTCTGCTAACC
AGTAAGGCAACCCCGCCAGCCTAGCCGGGTCCTCAACGACAGGAGCACGATCA
TGCGCACCCGTGGCCAGGACCCAACGCTGCCCGAGATGCGCCGCGTGC GGCT
GCTGGAGATGGCGGACGCGATGGATATGTTCTGCCAAGGGTTGGTTTGC GCAT
TCACAGTTCTCCGCAAGAATTGATTGGCTCCAATTCTTGAGTGGTGAATCCGTT
AGCGAGGTGCCGCCGGCTTCCATTCAGGTTCGAGGTGGCCCCGGCTCCATGCACC
GCGACGCAACGCGGGGAGGCAGACAAGGTATAGGGCGGGCGCCTACAATCCAT
GCCAACCCGTTCCATGTGCTCGCCGAGGCGGCATAAATCGCCGTGACGATCAG
CGGTCCAGTGATCGAAGTTAGGCTGGTAAGAGCCGCGAGCGATCCTTGAAGCT
GTCCCTGATGGTTCGTCATCTACCTGCCTGGACAGCATGGCCTGCAACGCGGGC
ATCCCGATGCCGCCGGAAGCGAGAAGAATCATAATGGGGAAGGCCATCCAGCC
TCGCGTCGCGAACGCCAGCAAGACGTAGCCCAGCGCGTCGGCCGCCATGCCG
GCGATAATGGCCTGCTTCTCGCCGAAACGTTTTGGTGGCGGGACCAGTGACGAA
GGCTTGAGCGAGGGCGTGCAAGATTCCGAATACCGCAAGCGACAGGCCGATCA
TCGTCCGCTCCAGCGAAAGCGGTCCCTCGCCGAAAATGACCCAGAGCGCTGCC
GGCACCTGTCCTACGAGTTGCATGATAAAGAAGACAGTCATAAGTGCGGCGAC
GATAGTCATGCCCCGCGCCCACCGGAAGGAGCTGACTGGGTTGAAGGCTCTCA
AGGGCATCGGTTCGACGCTCTCCCTTATGCGACTCCTGCATTAGGAAGCAGCCC
AGTAGTAGGTTGAGGCCGTTGAGCACCGCCGCCGCAAGGAATGGTGCATGCAA
GGAGATGGCGCCCAACAGTCCCCCGGCCACGGGGCCTGCCACCATACCACG

CCGAAACAAGCGCTCATGAGCCCGAAGTGGCGAGCCCGATCTTCCCCATCGGT
GATGTGGCGATATAGGCGCCAGCAACCGCACCTGTGGCGCCGGTGATGCCG
GCCACGATGCGTCCGGCGTAGAGGATCCACAGGACGGGTGTGGTCCGCATGAT
CGCGTAGTCGATAGTGGCTCCAAGTAGCGAAGCGAGCAGGACTGGGCGGCGG
CCAAAGCGGTTCGGACAGTGCTCCGAGAACGGGTGCGCATAGAAATTGCATCAA
CGCATATAGCGCTAGCAGCACGCCATAGTGACTIONGGCGATGCTGTCCGAATGGA
CGATATCCCGCAAGAGGCCCGGCAGTACCGGCATAACCAAGCCTATGCCTACA
GCATCCAGGGTGACGGTGCCGAGGATGACGATGAGCGCATTGTTAGATTTTCATA
CACGGTGCCTGACTGCGTTAGCAATTTAACTGTGATAAACTACCGCATTAAAGCT
TATCGATGATAAGCTGTCAAACATGAGAATTACAACCTTATATCGTATGGGGCTGA
CTTCAGGTGCTACATTTGAAGAGATAAATTGCACTGAAATCTAGAAATATTTTATC
TGATTAATAAGATGATCTTCTTGAGATCGTTTTGGTCTGCGCGTAATCTCTTGCT
CTGAAAACGAAAAAACCGCCTTGCAGGGCGGTTTTTCGAAGTTCTCTGAGCTA
CCAACTCTTTGAACCGAGGTAACCTGGCTTGGAGGAGCGCAGTCACCAAACTTG
TCCTTTCAGTTTAGCCTTAACCGGCGCATGACTTCAAGACTAACTCCTCTAAATC
AATTACCAGTGGCTGCTGCCAGTGGTGCTTTTGCATGTCTTTCCGGGTTGGACT
CAAGACGATAGTTACCGGATAAAGGCGCAGCGGTTCGGACTGAACGGGGGGTTCCG
TGCATACAGTCCAGCTTGGAGCGAACTGCCTACCCGGAACCTGAGTGTGAGGCG
TGGAATGAGACAAACGCGGCCATAACAGCGGAATGACACCGGTAAACCGAAAG
GCAGGAACAGGAGAGCGCACGAGGGAGCCGCCAGGGGGAAACGCCTGGTATC
TTTATAGTCCTGTCGGGTTTTCGCCACCACTGATTTGAGCGTCAGATTTCTGTGATG
CTTGTGAGGGGGGCGGAGCCTATGGAAAACGGCTTTGCCGCGGCCCTCTCAC
TTCCCTGTTAAGTATCTTCCTGGCATCTTCCAGGAAATCTCCGCCCCCGTTCTGTA
GCCATTTCCGCTCGCCGCAGTCGAACGACCGAGCGTAGCGAGTCAGTGAGCGA
GGAAGCGGAATATATCCTGTATCACATATTCTGCTGACGCACCGGTGCAGCCTT
TTTTCTCCTGCCACATGAAGCACTTCACTGACACCCTCATCAGTGCCAACATAGT
AAGCCAGTATACACTCCGCTAGCGCTGATGTCCGGCGGTGCTTTTGCCGTTACG
CACCACCCCGTCAGTAGCTGAACAGGAGGGACAGCTGATAGAAACAGAAGCCA
CTGGAGCACCTCAAAAACACCATCATACTAAATCAGTAAGTTGGCAGCATCA
CCCGACGCACTTTGCGCCGAATAAATACCTGTGACGGAAGATCACTTCGCAGAA
TAAATAAATCCTGGTGTCCCTGTTGATACCGGGAAGCCCTGGGCCAACTTTTGG
CGAAAATGAGACGTTGATCGGCACGTAAGAGGTTCCAACCTTTCACCATAATGAA
ATAAGATCACTACCGGGCGTATTTTTTGGAGTTATCGAGATTTTCAGGAGCTAAGG
AAGCTAAAATGGAGAAAAAATCACTGGATATACCACCGTTGATATATCCCAATG
GCATCGTAAAGAACATTTTGGAGGCATTTTCAGTCAGTTGCTCAATGTACCTATAAC
CAGACCGTTTCAGCTGGATATTACGGCCTTTTTTAAAGACCGTAAAGAAAAATAAG
CACAAGTTTTATCCGGCCTTTATTCACATTCTTGCCCGCCTGATGAATGCTCATC
CGGAATTCGATGGAATGAAAGACGGTGAGCTGGTGTATATGGGATAGTGTTCC
ACCCTTGTTACACCGTTTTCCATGAGCAAACCTGAAACGTTTTTCATCGCTCTGGAG
TGAATACCACGACGATTTCCGGCAGTTTCTACACATATATTCGCAAGATGTGGC
GTGTTACGGTGAACCTGGCCTATTTCCCTAAAGGGTTTATTGAGAATATGTTT
TTCGTCTCAGCgAATCCCTGGGTGAGTTTACCAGTTTTGATTTAAACGTGGCCA
ATATGGACAACCTTCTTCGCCCCCGTTTTTACCATGGGCAAATATTATACGCAAGG
CGACAAGGTGCTGATGCCGCTGGCGATTACAGGTTTCATCATGCCGCTGTGATG

GCTTCCATGTCGGCAGAATGCTTAATGAATTACAACAGTACTGCGATGAGTGGC
AGGGCGGGGCGTAATTTTTTTAAGGCAGTTATTGGTGCCCTTAAACGCCTGGTG
CTACGCCTGAATAAGTGATAATAAGCGGATGAATGGCAGAAATTCGAAAGCAAA
TTCGACCCGGTCGTCGGTTCAGGGCAGGGTCGTTAAATAGCCGCTTATGTCTAT
TGCTGGTTTACCGGTTTATTGACTACCGGAAGCAGTGTGACCGTGTGCTTCTCA
AATGCCTGAGGCCAGTTTGCTCAGGCTCTCCCCGTGGAGGTAATAATTGACGAT
ATGATCATTATTCTGCCTCCAGAGCCTGATAAAAACGGTTAGCGCTTCGTTAA
TACAGATGTAGGTGTTCCACAGGGTAGCCAGCAGCATCCTGCGATGCAGATCC
GGAACATAATGGTGCAGGGCGCTTGTTCGGCGTGGGTATGGTGGCAGGCCCC
GTGGCCGGGGGACTGTTGGGCGCTGCCGGCACCTGTCCTACGAGTTGCATGAT
AAAGAAGACAGTCATAAGTGCGGCGACGATAGTCATGCCCCGCGCCCACCGGA
AGGAGCTACCGGACAGCGGTGCGGACTGTTGTA ACTCAGAATAAGAAATGAGG
CCGCTCATGGCGTTGACTCTCAGTCATAGTATCGTGGTATCACCGGTTGGTTCC
ACTCTCTGTTGCGGGCAACTTCAGCAGCACGTAGGGGACTTCCGCGTTTCCAGA
CTTTACGAAACACGGAAACCGAAGACCATTGTTGTTGCTCAGGTCGCAGAC
GTTTTGCAGCAGCAGTCGCTTCACGTTTCGCTCGCGTATCGGTGATTCTTCTGC
TAACCAGTAAGGCAACCCCGCCAGCCTAGCCGGGTCTCAACGACAGGAGCAC
GATCATGCGCACCCGTGGCCAGGACCCAACGCTGCCCGAGATGCGCCGCGTG
CGGCTGCTGGAGATGGCGGACGCGATGGATATGTTCTGCCAAGGGTTGGTTTG
CGCATTCACAGTTCTCCGCAAGAATTGATTGGCTCCAATTCTTGGAGTGGTGAA
TCCGTTAGCGAGGTGCCGCCGGCTTCCATTCAGGTCGAGGTGGCCCCGGCTCCA
TGCACCGCGACGCAACGCGGGGAGGCAGACAAGGTATAGGGCGGCGCCTACA
ATCCATGCCAACCCGTTCCATGTGCTCGCCGAGGCGGCATAAATCGCCGTGAC
GATCAGCGGTCCAGTGATCGAAGTTAGGCTGGTAAGAGCCGCGAGCGATCCTT
GAAGCTGTCCCTGATGGTCGTCATCTACCTGCCTGGACAGCATGGCCTGCAAC
GCGGGCATCCCGATGCCGCCGGAAGCGAGAAGAATCATAATGGGGAAGGCCAT
CCAGCCTCGCGTTCGCGAACGCCAGCAAGACGTAGCCCAGCGCGTCCGGCCGCC
ATGCCGGCGATAATGGCCTGCTTCTCGCCGAAACGTTTGGTGGCGGGACCAGT
GACGAAGGCTTGAGCGAGGGCGTGCAAGATTCCGAATACCGCAAGCGACAGGC
CGATCATCGTCGCGCTCCAGCGAAAGCGGTCTCGCCGAAAATGACCCAGAGC
GCTGCCGGCACCTGTCTACGAGTTGCATGATAAAGAAGACAGTCATAAGTGCG
GCGACGATAGTCATGCCCCGCGCCACCGGAAGGAGCTGACTGGGTTGAAGG
CTCTCAAGGGCATCGGTGACGCTCTCCCTTATGCGACTCCTGCATTAGGAAGC
AGCCCAGTAGTAGGTTGAGGCCGTTGAGCACCGCCGCCGCAAGGAATGGTGCA
TGCAAGGAGATGGCGCCCAACAGTCCCCCGGCCACGGGGCCTGCCACCATAC
CCACGCCGAAACAAGCGCTCATGAGCCCGAAGTGGCGAGCCCGATCTTCCCCA
TCGGTGATGTCGGCGATATAGGCGCCAGCAACCGCACCTGTGGCGCCGGTGAT
GCCGGCCACGATGCGTCCGGCGTAGAGGATCCACAGGACGGGTGTGGTCCGCC
ATGATCGCGTAGTCGATAGTGGCTCCAAGTAGCGAAGCGAGCAGGACTGGGCG
GCGGCCAAAGCGGTTCGGACAGTGCTCCGAGAACGGGTGCGCATAGAAATTGCA
TCAACGCATATAGCGCTAGCAGCACGCCATAGTACTGGCGATGCTGTCCGAAT
GGACGATATCCCGCAAGAGGCCCGGCAGTACCGGCATAACCAAGCCTATGCCT
ACAGCATCCAGGGTGACGGTGCCGAGGATGACGATGAGCGCATTGTTAGATTT
CATACACGGTGCTGACTGCGTTAGCAATTTAACTGTGATAAACTACCGCATTA

AGCTTATCGATGATAAGCTGTCAAACATGAGAATTACAACCTTATATCGTATGGGG
CTGACTTCAGGTGCTACATTTGAAGAGATAAATTGCACTGAAATCTAGAAATATT
TTATCTGATTAATAAGATGATCTTCTTGAGATCGTTTTGGTCTGCGCGTAATCTCT
TGCTCTGAAAACGAAAAAACCGCCTTGACAGGGCGGTTTTTCGAAGGTTCTCTGA
GCTACCAACTCTTTGAACCGAGGTAAGTGGCTTGGAGGAGCGCAGTCACCAAAA
CTTGTCT

pRC2301

GAATTCCGGATGAGCATTTCATCAGGCGGGCAAGAATGTGAATAAAGGCCGGAT
AAAACCTTGTGCTTATTTTTCTTACGGTCTTTAAAAGGCCGTAATATCCAGCTGA
ACGGTCTGGTTATAGGTACATTGAGCAACTGACTGAAATGCCTCAAATGTTCTT
TACGATGCCATTGGGATATATCAACGGTGGTATATCCAGTGATTTTTTTCTCCAT
TTAGCTTCCTTAGCTCCTGAAAATCTCGATAACTCAAAAATACGCCCGGTAGT
GATCTTATTTTATTATGGTGAAAGTTGGAACCTTACGTGCCGATCAACGTCTC
ATTTTCGCCAAAAGTTGGCCAGGGCTTCCCGGTATCAACAGGGACACCAGGAT
TTATTTATTCTGCGAAGTGATCTTCCGTCACAGGTATTTATTCGGCGCAAAGTGC
GTCGGGTGATGCTGCCAACTTACTGATTTAGTGTATGATGGTGTTTTTGAGGTG
CTCCAGTGGCTTCTGTTTCTATCAGCTGTCCCTCCTGTTTCAGCTACTGACGGGG
TGGTGCGTAACGGCAAAGCACCGCCGGACATCAGCGCTAGCGGAGTGTATAC
TGGCTTACTATGTTGGCACTGATGAGGGTGTGAGTGAAGTGCTTCATGTGGCAG
GAGAAAAAAGGCTGCACCGGTGCGTCAGCAGAATATGTGATACAGGATATATTC
CGCTTCTCGCTCACTGACTCGCTACGCTCGGTGCTTCGACTGCGGCGAGCGG
AAATGGCTTACGAACGGGGCGGAGATTTCTGGAAGATGCCAGGAAGATACTTA
ACAGGGAAGTGAGAGGGCCGCGGCAAAGCCGTTTTTCCATAGGCTCCGCCCCC
CTGACAAGCATCACGAAATCTGACGCTCAAATCAGTGGTGGCGAAACCCGACA
GGACTATAAAGATACCAGGCGTTTTCCCCTGGCGGCTCCCTCGTGCGCTCTCCT
GTTCTGCTTTTCGGTTTACCGGTGTCATTCCGCTGTTATGGCCGCGTTTGTCT
CATTCCACGCCTGACACTCAGTTCCGGGTAGGCAGTTCGCTCCAAGCTGGACT
GTATGCACGAACCCCCGTTTCACTCCGACCGCTGCGCCTTATCCGGTAACTATC
GTCTTGAGTCCAACCCGAAAGACATGCAAAGCACCACTGGCAGCAGCCACT
GGTAATTGATTTAGAGGAGTTAGTCTTGAAGTCATGCGCCGGTTAAGGCTAAAC
TGAAAGGACAAGTTTTGGTGACTGCGCTCCTCCAAGCCAGTTACCTCGGTTCAA
AGAGTTGGTAGCTCAGAGAACCTTCGAAAAACCGCCCTGCAAGGCGGTTTTTTC
GTTTTTCAGAGCAAGAGATTACGCGCAGACCAAACGATCTCAAGAAGATCATCT
TATTAATCAGATAAAATATTTCTAGATTTTCAAGTGAATTTATCTCTTCAAATGTAG
CACCTGAAGTCAGCCCCATACGATATAAGTTGTAATTCTCATGTTTGACAGCTTA
TCATCGATAAGCTTTAATGCGGTAGTTTATCACAGTTAAATTGCTAACGCAGTCA
GGCACCGTGTATGAAATCTAACAATGCGCTCATCGTCATCCTCGGCACCGTCAC
CCTGGATGCTGTAGGCATAGGCTTGGTTATGCCGGTACTGCCGGGCTCTTGC
GGGATTACGAAATCATCCTGTGGAGCTTAGTAGGTTTAGCAAGATGGCAGCGCC
TAAATGTAGAATGATAAAAGGATTAAGAGATTAATTTCCCTAAAATGATAAAACA
AGCGTTTTGAAAGCGCTTGTTTTTTTGGTTTGCAGTCAGAGTAGAATAGAAGTAT
CAAAAAAGCACCGACTCGGTGCCACTTTTTCAAGTTGATAACGGACTAGCCTT

ATTTAACTTGCTATGCTGTTTTGAATGGTTCCAACAAGATTATTTTATAACTTTTA
TAACAAATAATCAAGGAGAAATTCAAAGAAATTTATCAGCCATAAAACAATACTTA
ATACTATAGAATGATAACAAAATAA ACTACTTTTTAAAAGAATTTTGTGTTATAATC
TATTTATTATTAAGTATTGGGTAATATTTTTTTGAAGAGATATTTTGAAAAAGAAAA
TTAAAGCATATTA ACTAATTTCCGGAGGTCATTA AA ACTATTATTGAAATCATCAA
ACTCATTATGGATTTAATTTAACTTTTTATTTTAGGAGGC AAAAATGGATAAGAA
ATACTCAATAGGCTTAGCTATCGGCACAAATAGCGTCCGGATGGGCGGTGATCAC
TGATGAATATAAGGTTCCGTCTAAAAGTTCAAGGTTCTGGGAAATACAGACCG
CCACAGTATCAAAAAAATCTTATAGGGGCTCTTTTATTTGACAGTGGAGAGACA
GCGGAAGCGACTCGTCTCAAACGGACAGCTCGTAGAAGGTATACACGTCGGAA
GAATCGTATTTGTTATCTACAGGAGATTTTTTCAAATGAGATGGCGAAAGTAGAT
GATAGTTTCTTTCATCGACTTGAAGAGTCTTTTTTGGTGGAAGAAGACAAGAAGC
ATGAACGTCATCCTATTTTTGGAAATATAGTAGATGAAGTTGCTTATCATGAGAA
ATATCCA ACTATCTATCATCTGCGAAAAAATTGGTAGATTCTACTGATAAAGCG
GATTTGCGCTTAATCTATTTGGCCTTAGCGCATATGATTAAGTTTCGTGGTCATT
TTTTGATTGAGGGAGATTTAAATCCTGATAATAGTGATGTGGACAAACTATTTAT
CCAGTTGGTACAAACCTACAATCAATTATTTGAAGAAAACCTATTAACGCAAGT
GGAGTAGATGCTAAAGCGATTCTTCTGCACGATTGAGTAAATCAAGACGATTA
GAAAATCTCATTGCTCAGCTCCCCGGTGAGAAGAAAATGGCTTATTTGGGAAT
CTCATTGCTTTGTCATTGGGTTTGACCCCTAATTTTAAATCAAATTTTGATTTGGC
AGAAGATGCTAAATTACAGCTTTCAAAAGATACTTACGATGATGATTTAGATAATT
TATTGGCGCAAATTGGAGATCAATATGCTGATTTGTTTTTGGCAGCTAAGAATTT
ATCAGATGCTATTTTACTTTCAGATATCCTAAGAGTAAATACTGAAATAACTAAGG
CTCCCCTATCAGCTTCAATGATTAACGCTACGATGAACATCATCAAGACTTGAC
TCTTTTAAAAGCTTTAGTTTCGACAACA ACTTCCAGAAAAGTATAAAGAAATCTTTT
TTGATCAATCAAAAAACGGATATGCAGGTTATATTGATGGGGGAGCTAGCCAAG
AGAATTTTATAAATTTATCAAACCAATTTTAGAAAAAATGGATGGTACTGAGGAA
TTATTGGTGAAACTAAATCGTGAAGATTTGCTGCGCAAGCAACGGACCTTTGAC
AACGGCTCTATTCCC CATCAAATTC ACTTGGGTGAGCTGCATGCTATTTTGAGAA
GACAAGAAGACTTTTATCCATTTTTAAAAGACAATCGTGAGAAGATTGAAAAAAT
CTTGACTTTTTCGAATTCCTTATTATGTTGGTCCATTGGCGCGTGGCAATAGTCGT
TTTGCATGGATGACTCGGAAGTCTGAAGAAACAATTACCCCATGGAATTTTGAAG
AAGTTGTCGATAAAGGTGCTTCAGCTCAATCATTTATTGAACGCATGACAACTT
TGATAAAAATCTTCCAAATGAAAAAGTACTACCAAACATAGTTTGCTTTATGAGT
ATTTTACGGTTTATAACGAATTGACAAAGGTCAAATATGTTACTGAAGGAATGCG
AAAACCAGCATTTCCTTTCAGGTGAACAGAAGAAAGCCATTGTTGATTTACTCTTC
AAAACAAATCGAAAAGTAACCGTTAAGCAATTAAGAAGATTATTTCAAAAAAAT
AGAATGTTTTGATAGTGTGAAATTT CAGGAGTTGAAGATAGATTTAATGCTTCAT
TAGGTACCTACCATGATTTGCTAAA AATTATTAAGATAAAGATTTTTTGGATAAT
GAAGAAAATGAAGATATCTTAGAGGATATTGTTTTAACATTGACCTTATTTGAAGA
TAGGGAGATGATTGAGGAAAGACTTAAAACATATGCTCACCTCTTTGATGATAAG
GTGATGAAACAGCTTAAACGTCGCCGTTATACTGGTTGGGGACGTTTGTCTCGA
AAATTGATTAATGGTATTAGGGATAAGCAATCTGGCAAACAATATTAGATTTTTT
GAAATCAGATGGTTTTGCCAATCGCAATTTTATGCAGCTGATCCATGATGATAGT

TTGACATTTAAAGAAGACATTCAAAAAGCACAAGTGTCTGGACAAGGCGATAGTT
TACATGAACATATTGCAAATTTAGCTGGTAGCCCTGCTATTA AAAAAGGTATTTTA
CAGACTGTAAAAGTTGTTGATGAATTGGTCAAAGTAATGGGGCGGCATAAGCCA
GAAAATATCGTTATTGAAATGGCACGTGAAAATCAGACAACCTCAAAGGGCCAG
AAAAATTCGCGAGAGCGTATGAAACGAATCGAAGAAGGTATCAAAGAATTAGGA
AGTCAGATTCTTAAAGAGCATCCTGTTGAAAATACTCAATTGCAAATGAAAAGC
TCTATCTCTATTATCTCCAAAATGGAAGAGACATGTATGTGGACCAAGAATTAGA
TATTAATCGTTTAAAGTGATTATGATGTTCGATGCCATTGTTCCACAAAGTTTCCTTA
AAGACGATTCAATAGACAATAAGGTCTTAACGCGTTCTGATAAAAATCGTGGTAA
ATCGGATAACGTTCCAAGTGAAGAAGTAGTCAAAAAGATGAAAACCTATTGGAG
ACAACTTCTAAACGCCAAGTTAATCACTCAACGTAAGTTTGATAATTTAACGAAA
GCTGAACGTGGAGGTTTGAGTGAACCTTGATAAAGCTGGTTTTATCAAACGCCAA
TTGGTTGAAACTCGCCAAATCACTAAGCATGTGGCACAAATTTTGGATAGTCGCA
TGAATACTAAATACGATGAAAATGATAAACTTATTTCGAGAGGTTAAAGTGATTAC
CTTAAAATCTAAATTAGTTTCTGACTTCCGAAAAGATTTCCAATTCTATAAAGTAC
GTGAGATTAACAATTACCATCATGCCCATGATGCGTATCTAAATGCCGTCGTTGG
AACTGCTTTGATTAAGAAATATCCAAAACCTTGAATCGGAGTTTGTCTATGGTGAT
TATAAAGTTTATGATGTTTCGTAAAATGATTGCTAAGTCTGAGCAAGAAATAGGCA
AAGCAACCGCAAATATTTCTTTTACTCTAATATCATGAACTTCTTCAAACAGAA
ATTACACTTGCAAATGGAGAGATTTCGCAAACGCCCTCTAATCGAAACTAATGGG
GAAACTGGAGAAATTGTCTGGGATAAAGGGCGAGATTTTGCCACAGTGCGCAA
GTATTGTCCATGCCCAAGTCAATATTGTCAAGAAAACAGAAGTACAGACAGGC
GGATTCTCCAAGGAGTCAATTTTACCAAAAAGAAATTCGGACAAGCTTATTGCTC
GTAAAAAAGACTGGGATCCAAAAAATATGGTGGTTTTGATAGTCCAACGGTAG
CTTATTCAGTCCTAGTGGTTGCTAAGGTGGAAAAAGGGAAATCGAAGAAGTTAA
AATCCGTTAAAGAGTTACTAGGGATCACAATTATGGAAAGAAGTTCCTTTGAAAA
AAATCCGATTGACTTTTTAGAAAGCTAAAGGATATAAGGAAGTTAAAAAAGACTTA
ATCATTAAACTACCTAAATATAGTCTTTTTGAGTTAGAAAACGGTTCGTAAACGGA
TGCTGGCTAGTGCCGGAGAATTACAAAAGGAAATGAGCTGGCTCTGCCAAGC
AAATATGTGAATTTTTTATATTTAGCTAGTCATTATGAAAAGTTGAAGGGTAGTCC
AGAAGATAACGAACAAAAACAATTGTTTGTGGAGCAGCATAAGCATTATTTAGAT
GAGATTATTGAGCAAATCAGTGAATTTTCTAAGCGTGTTATTTTAGCAGATGCCA
ATTTAGATAAAGTTCTTAGTGCATATAACAAACATAGAGACAAACCAATACGTGA
ACAAGCAGAAAATATTATTCATTTATTTACGTTGACGAATCTTGGAGCTCCCGCT
GCTTTTAAATATTTTGATACAACAATTGATCGTAAACGATATACGTCTACAAAAGA
AGTTTTAGATGCCACTCTTATCCATCAATCCATCACTGGTCTTTATGAAACACGC
ATTGATTTGAGTCAGCTAGGAGGTGACTGAAGTATATTTTAGATGAAGATTATTT
CTTAATAACTAAAAATATGGTATAATACTCTTAATAAATGCAGTAATACAGGGGCT
TTCAAGACTGAAGTCTAGCTGAGACAAATAGTGCGATTACGAAATTTTTTAGAC
AAAAATAGTCTACGAGGTTTTAGAGCTATGCTGTTTTGAATGGTCCCAAACCTGA
GACCAGTCTCGGAAGCTCAAAGGTCTCGTTTTAGAGCTATGCTGTTTTGAATGG
TCCCAAACCTTACGACACTGAGACTTGTTGAGTTCCATGTTTTAGAGCTATGCT
GTTTTGAATGGACTCCATTCAACATTGCCGATGATAACTTGAGAAAGAGGGTTAA
TACCAGCAGTCGGATACCTTCTATTCTTTCTGTTAAAGCGTTTTTCATGTTATAAT

AGGCAAAGAAGAGTAGTGTGATCGTCCATTCCGACAGCATCGCCAGTCACTAT
GGCGTGCTGCTAGCGCTATATGCGTTGATGCAATTTCTATGCGCACCCGTTCTC
GGAGCACTGTCCGACCGCTTTGGCCGCCGCCAGTCCTGCTCGCTTCGCTACT
TGGAGCCACTATCGACTACGCGATCATGGCGACCACACCCGTCCTGTGGATCC
TCTACGCCGGACGCATCGTGGCCGGCATCACCGGCGCCACAGGTGCGGTTGCT
GGCGCCTATATCGCCGACATCACCGATGGGGAAGATCGGGCTCGCCACTTCGG
GCTCATGAGCGCTTGTTCGGCGTGGGTATGGTGGCAGGCCCCCGTGGCCGGG
GGACTGTTGGGCGCCATCTCCTTGCATGCACCAATTCCTTGCGGCGGCGGTGCT
CAACGGCCTCAACCTACTACTGGGCTGCTTCCTAATGCAGGAGTCGCATAAGGG
AGAGCGTCGACCGATGCCCTTGAGAGCCTTCAACCCAGTCAGCTCCTTCGGT
GGGCGCGGGGCATGACTATCGTCGCCGCACTTATGACTGTCTTCTTTATCATGC
AACTCGTAGGACAGGTGCCGGCAGCGCTCTGGGTCAATTTTCGGCGAGGACCGC
TTTCGCTGGAGCGCGACGATGATCGGCCTGTCGCTTGCGGTATTCGGAATCTTG
CACGCCCTCGCTCAAGCCTTCGTCACTGGTCCC GCCACCAAACGTTTCGGCGA
GAAGCAGGCCATTATCGCCGGCATGGCGGCCGACGCGCTGGGCTACGTCTTG
TGGCGTTCGCGACGCGAGGCTGGATGGCCTTCCCCATTATGATTCTTCTCGCTT
CCGGCGGCATCGGGATGCCCGCGTTGCAGGCCATGCTGTCCAGGCAGGTAGA
TGACGACCATCAGGGACAGCTTCAAGGATCGCTCGCGGCTCTTACCAGCCTAA
CTTCGATCATTGGACCGCTGATCGTCACGGCGATTTATGCCGCCTCGGCGAGC
ACATGGAACGGGTTGGCATGGATTGTAGGCGCCGCCCTATACCTTGTCTGCCTC
CCCGCGTTGCGTCGCGGTGCATGGAGCCGGGCCACCTCGACCTGAATGGAAG
CCGGCGGCACCTCGCTAACGGATTCACCACTCCAAGAATTGGAGCCAATCAATT
CTTGCGGAGAACTGTGAATGCGCAAACCAACCCTTGGCAGAACATATCCATCGC
GTCCGCCATCTCCAGCAGCCGCACGCGGGCGCATCTCGGGCAGCGTTGGGTCT
GGCCACGGGTGCGCATGATCGTGCTCCTGTGCTTGGAGACCCGGCTAGGCTGG
CGGGGTTGCCTTACTGGTTAGCAGAATGAATCACCGATACGCGAGCGAACGTG
AAGCGACTGCTGCTGCAAAACGTCTGCGACCTGAGCAACAACATGAATGGTCTT
CGGTTTCCGTGTTTCGTAAAGTCTGGAAACGCGGAAGTCCCCTACGTGCTGCTG
AAGTTGCCCGCAACAGAGAGTGGAACCAACCGGTGATACCACGATACTATGACT
GAGAGTCAACGCCATGAGCGGCCTCATTTCTTATTCTGAGTTACAACAGTCCGC
ACCGCTGTCCGGTAGCTCCTTCCGGTGGGCGCGGGGCATGACTATCGTCGCCG
CACTTATGACTGTCTTCTTTATCATGCAACTCGTAGGACAGGTGCCGGCAGCGC
CCAACAGTCCCCCGGCCACGGGGCCTGCCACCATACCACGCCGAAACAAGC
GCCCTGCACCATTATGTTCCGGATCTGCATCGCAGGATGCTGCTGGCTACCCTG
TGGAACACCTACATCTGTATTAACGAAGCGCTAACCGTTTTTTATCAGGCTCTGG
GAGGCAGAATAAATGATCATATCGTCAATTATTACCTCCACGGGGAGAGCCTGA
GCAAACCTGGCCTCAGGCATTTGAGAAGCACACGGTCACACTGCTTCCGGTAGTC
AATAAACCGGTAAACCAGCAATAGACATAAGCGGCTATTTAACGACCCTGCCCT
GAACCGACGACCGGGTCAATTTGCTTTTCAATTTCTGCCATTCATCCGCTTATT
ATCACTTATTCAGGCGTAGCACCAGGCGTTTAAGGGCACCAATAACTGCCTTAA
AAAATTACGCCCCGCCCTGCCACTCATCGCAGTACTGTTGTAATTCATTAAGCA
TTCTGCCGACATGGAAGCCATCACAGACGGCATGATGAACCTGAATCGCCAGC
GGCATCAGCACCTTGTGCGCTTGCGTATAATATTTGCCCATGGTGAAAACGGGG
GCGAAGAAGTTGTCCATATTGGCCACGTTTAAATCAAACCTGGTGAAACTCACC

CAGGGATTGGCTGAGACGAAAAACATATTCTCAATAAACCCCTTTAGGGAAATAG
GCCAGGTTTTACCGTAACACGCCACATCTTGCGAATATATGTGTAGAACTGC
CGGAAATCGTCGTGGTATTCCTCCAGAGCGATGAAAACGTTTCAGTTTGCTCA
TGGAACCGGTGTAACAAGGGTGAACACTATCCCATATCACCAGCTCACCGTCT
TTCATTGCCATACG

pRC2302

GAATTCCGGATGAGCATTTCATCAGGCGGGCAAGAATGTGAATAAAGGCCGGAT
AAAACCTTGCTTATTTTTCTTTACGGTCTTTAAAAAGGCCGTAATATCCAGCTGA
ACGGTCTGGTTATAGGTACATTGAGCAACTGACTGAAATGCCTCAAAATGTTCTT
TACGATGCCATTGGGATATATCAACGGTGGTATATCCAGTGATTTTTTTCTCCAT
TTAGCTTCCTTAGCTCCTGAAAATCTCGATAACTCAAAAATACGCCCGGTAGT
GATCTTATTTTATTATGGTGAAAGTTGGAACCTCTTACGTGCCGATCAACGTCTC
ATTTTCGCCAAAAGTTGGCCCAGGGCTTCCCGGTATCAACAGGGACACCAGGAT
TTATTTATTCTGCGAAGTGATCTTCCGTCACAGGTATTTATTCGGCGCAAAGTGC
GTCGGGTGATGCTGCCAACTTACTGATTTAGTGTATGATGGTGTTTTTGAGGTG
CTCCAGTGGCTTCTGTTTTCTATCAGCTGTCCCTCCTGTTTCAGCTACTGACGGGG
TGGTGCATAACGGCAAAGCACCGCCGGACATCAGCGCTAGCGGAGTGTATAC
TGGCTTACTATGTTGGCACTGATGAGGGTGTGAGTGAAGTGCTTCATGTGGCAG
GAGAAAAAAGGCTGCACCGGTGCGTCAGCAGAATATGTGATACAGGATATATTC
CGCTTCCTCGCTCACTGACTCGCTACGCTCGGTGCTTCGACTGCGGCGAGCGG
AAATGGCTTACGAACGGGGCGGAGATTTCTGGAAGATGCCAGGAAGATACTTA
ACAGGGAAGTGAGAGGGCCGCGCAAAGCCGTTTTTCCATAGGCTCCGCCCCC
CTGACAAGCATCACGAAATCTGACGCTCAAATCAGTGGTGGCGAAACCCGACA
GGACTATAAAGATACCAGGCGTTTTCCCCTGGCGGCTCCCTCGTGCGCTCTCCT
GTTCTGCTTTTCGGTTTACCGGTGTCATTCCGCTGTTATGGCCGCGTTTGTCT
CATTCCACGCCTGACACTCAGTTCGGGGTAGGCAGTTCGCTCCAAGCTGGACT
GTATGCACGAACCCCCGTTTCAGTCCGACCGCTGCGCCTTATCCGGTAACTATC
GTCTTGAGTCCAACCCGGAAAGACATGCAAAGCACCACTGGCAGCAGCCACT
GGTAATTGATTTAGAGGAGTTAGTCTTGAAGTCATGCGCCGGTTAAGGCTAAC
TGAAAGGACAAGTTTTGGTGACTGCGCTCCTCCAAGCCAGTTACCTCGGTTCAA
AGAGTTGGTAGCTCAGAGAACCCTTCGAAAACCGCCCTGCAAGGCGGTTTTTTC
GTTTTCAGAGCAAGAGATTACGCGCAGACCAAACGATCTCAAGAAGATCATCT
TATTAATCAGATAAAATATTTCTAGATTTTCAGTGCAATTTATCTCTTCAAATGTAG
CACCTGAAGTCAGCCCCATACGATATAAGTTGTAATTCTCATGTTTGACAGCTTA
TCATCGATAAGCTTTAATGCGGTAGTTTATCACAGTTAAATTGCTAACGCAGTCA
GGCACCGTGTATGAAATCTAACAATGCGCTCATCGTCATCCTCGGCACCGTCAC
CCTGGATGCTGTAGGCATAGGCTTGGTTATGCCGGTACTGCCGGGCTCTTGC
GGGATTACGAAATCATCCTGTGGAGCTTAGTAGGTTTAGCAAGATGGCAGCGCC
TAAATGTAGAATGATAAAAGGATTAAGAGATTAATTTCCCTAAAAATGATAAAACA
AGCGTTTTGAAAGCGCTTGTTTTTTGGTTTGCAGTCAGAGTAGAATAGAAGTAT
CAAAAAAAGCACCGACTCGGTGCCACTTTTTCAAGTTGATAACGGACTAGCCTT
ATTTAACTTGCTATGCTGTTTTGAATGGTTCCAACAAGATTATTTTATAACTTTTA

TAACAAATAATCAAGGAGAAATTCAAAGAAATTTATCAGCCATAAAACAATACTTA
ATACTATAGAATGATAACAAAATAAACTACTTTTTAAAAGAATTTTGTGTTATAATC
TATTTATTATTAAGTATTGGGTAATATTTTTGAAGAGATATTTGAAAAAGAAAA
TTAAAGCATATTAACATAATTTTCGGAGGTCATTAAACTATTATTGAAATCATCAA
ACTCATGCATCATATGGAAATGATGCTCGATAAGAAACAGATTTCGTGCGATCTTT
CTCTTTGAGTTTAAAATGGGTTCGCAAAGCGGCGGAGACGACGCGTAATATTAAC
AACGCGTTCGGTCCTGGCACCGCGAACGAGCGTACCGTGCAATGGTGGTTCAA
AAAGTTTCGCAAAGGCGACGAATCTCTGGAGGACGAAGAGCGTTCTGGCCGCC
CGTCCGAGGTTGACAACGACCAGCTGCGTGCAATCATCGAAGCTGATCCGCTG
ACTACCACCCGCGAAGTTGCTGAAGAACTGAATGTGGATCACTCTACTGTGGTT
CGCCACCTGAAACAGATCGGTAAAGTAAAAAACTGGACAAATGGGTTCTCAT
GAACTGTCTGAAAACCAGAAAAACCGTCGTTTTGAAGTTAGCTCCTCTCTGATTC
TGCGTAACAACAACGAACCGTTCCTGGATCGTATCGTAACCTGTGATGAGAAAT
GGATTCTGTATGATAACCGTCGCCGCTCTGCTCAGTGGCTGGATCGCGAAGAA
GCTCCAAAACACTTCCCGAAACCGAATCTGCACCAGAAGAAAGTCATGGTAACC
GTATGGTGGTCTGCCGCAGGTGTTATCCAATTCCTTCCTGAACCCGGGCGAA
ACTATCACCAGCGAAAAATACTGCCAGCAGATTGACGAAATGCACCGTAAACTG
CAGCGTCTGCAGCCAGCACTGGTGAATCGTAAAGGTCCGATCCTGCTGCATGAT
AACGCCCGTCCGCACGTTGCCCAACCGACCCTGCAGAACTGAACGAACTGGG
CTATGAAGTTCTGCCACACCCGCGTACTCCCCGGATCTGTCCCCGACTGACTA
CCATTTCTTCAAGCATCTGGACAACCTCCTGCAGGGTAAACGTTTTTACAACCAA
CAGGACGCAGAAAACGCTTTCCAGGAGTTCGTTCGAAAGCCGTTCCACTGACTTC
TACGCGACCGGTATCAACAAGCTGATCAGCCGTTGGCAGAAATGCGTGGACTG
TAACGGCAGCTACTTCGATtctagaGGAGGTGGCTCAGAAGGTGGCGGATCTGAA
GGTGGCTCTGGAactagtATGAGCGATAAAATTATTCACCTGACTGACGACAGTTT
TGACACGGATGTACTCAAAGCGGACGGGGCGATCCTCGTCGATTTCTGGGCAG
AGTGGTGCGGTCCGTGCAAATGATCGCCCCGATTCTGGATGAAATCGCTGAC
GAATATCAGGGCAAACCTGACCGTTGCAAACCTGAACATCGATCAAACCCCTGGC
ACTGCGCCGAAATATGGCATCCGTGGTATCCCGACTCTGCTGCTGTTCAAAAAC
GGTGAAGTGGCGGCAACCAAAGTGGGTGCACTGTCTAAAGGTGAGTTGAAAGA
GTTCTCGACGCTAACCTGGCCGGTTCTGGTTCTGGCCATATGCACCATCATCA
TCATCATTCTTCTGGTCTGGTGCCACGCGGTTCTGGTATGAAAGAAACCGCTGC
TGCTAAATTCGAACGCCAGCACATGGACAGCCCAGATCTGGGTACCGACGACG
ACGACAAGGCCATGGCTGATATCCTCGAGATGGATAAGAAATACTCAATAGGCT
TAGCTATCGGCACAAATAGCGTCGGATGGGCGGTGATCACTGATGAATATAAGG
TTCCGTCTAAAAGTTCAAGGTTCTGGGAAATACAGACCGCCACAGTATCAAAA
AAAATCTTATAGGGGCTCTTTATTTGACAGTGGAGAGACAGCGGAAGCGACTC
GTCTCAAACGGACAGCTCGTAGAAGGTATACACGTCCGGAAGAATCGTATTTGTT
ATCTACAGGAGATTTTTTCAAATGAGATGGCGAAAGTAGATGATAGTTTCTTTCA
TCGACTTGAAGAGTCTTTTTTGGTGGAAAGAAGACAAGAAGCATGAACGTCATCC
TATTTTTGGAAATATAGTAGATGAAGTTGCTTATCATGAGAAATATCCAATATCT
ATCATCTGCGAAAAAATTGGTAGATTCTACTGATAAAGCGGATTTGCGCTTAAT
CTATTTGGCCTTAGCGCATATGATTAAGTTTCGTGGTCATTTTTTATTGAGGGA
GATTTAAATCCTGATAATAGTGATGTGGACAACTATTTATCCAGTTGGTACAAA

CCTACAATCAATTATTTGAAGAAAACCCTATTAACGCAAGTGGAGTAGATGCTAA
AGCGATTCTTTCTGCACGATTGAGTAAATCAAGACGATTAGAAAATCTCATTGCT
CAGCTCCCCGGTGAGAAGAAAAATGGCTTATTTGGGAATCTCATTGCTTTGTCAT
TGGGTTTGACCCCTAATTTTAAATCAAATTTTGATTTGGCAGAAGATGCTAAATTA
CAGCTTTCAAAGATACTTACGATGATGATTTAGATAATTTATTGGCGCAAATTG
GAGATCAATATGCTGATTTGTTTTGGCAGCTAAGAATTTATCAGATGCTATTTTA
CTTTCAGATATCCTAAGAGTAAATACTGAAATAACTAAGGCTCCCCTATCAGCTT
CAATGATTAACGCTACGATGAACATCATCAAGACTTGACTCTTTTAAAAGCTTT
AGTTGACAACAACCTTCCAGAAAAGTATAAAGAAATCTTTTTTGATCAATCAAAAA
ACGGATATGCAGGTTATATTGATGGGGGAGCTAGCCAAGAAGAATTTTATAAATT
TATCAAACCAATTTTAGAAAAAATGGATGGTACTGAGGAATTATTGGTGAAACTA
AATCGTGAAGATTTGCTGCGCAAGCAACGGACCTTTGACAACGGCTCTATTCCC
CATCAAATTCACTTGGGTGAGCTGCATGCTATTTTGAGAAGACAAGAAGACTTTT
ATCCATTTTTAAAAGACAATCGTGAGAAGATTGAAAAAATCTTGACTTTTCGAATT
CCTTATTATGTTGGTCCATTGGCGCGTGGCAATAGTCGTTTTGCATGGATGACT
CGGAAGTCTGAAGAAACAATTACCCCATGGAATTTTGAAGAAGTTGTCGATAAA
GGTGCTTCAGCTCAATCATTTATTGAACGCATGACAACTTTGATAAAAATCTTC
CAAATGAAAAAGTACTACCAAACATAGTTTGCTTTATGAGTATTTTACGGTTTAT
AACGAATTGACAAAGGTCAAATATGTTACTGAAGGAATGCGAAAACCAGCATTTC
TTTCAGGTGAACAGAAGAAAGCCATTGTTGATTTACTCTTCAAACAAATCGAAA
AGTAACCGTTAAGCAATTAAGAAGATTATTTCAAAAAAATAGAATGTTTTGATA
GTGTTGAAATTCAGGAGTTGAAGATAGATTTAATGCTTCATTAGGTACCTACCA
TGATTTGCTAAAAATTATTAAGATAAAGATTTTTTGGATAATGAAGAAAATGAAG
ATATCTTAGAGGATATTGTTTTAACATTGACCTTATTTGAAGATAGGGAGATGATT
GAGGAAAGACTTAAAACATATGCTCACCTCTTTGATGATAAGGTGATGAAACAG
CTTAAACGTCGCCGTTATACTGGTTGGGGACGTTTGTCTCGAAAATTGATTAATG
GTATTAGGGATAAGCAATCTGGCAAACAATATTAGATTTTTTGAATCAGATGG
TTTTGCCAATCGCAATTTTATGCAGCTGATCCATGATGATAGTTTGACATTTAAA
GAAGACATTCAAAAAGCACAAGTGTCTGGACAAGGCGATAGTTTACATGAACAT
ATTGCAAATTTAGCTGGTAGCCCTGCTATTA AAAAAGGTATTTTACAGACTGTAA
AAGTTGTTGATGAATTGGTCAAAGTAATGGGGCGGCATAAGCCAGAAAATATCG
TTATTGAAATGGCACGTGAAAATCAGACAACCTCAAAGGGCCAGAAAATTCGC
GAGAGCGTATGAAACGAATCGAAGAAGGTATCAAAGAATTAGGAAGTCAGATTC
TTAAAGAGCATCCTGTTGAAAATACTCAATTGCAAATGAAAAGCTCTATCTCTAT
TATCTCCAAAATGGAAGAGACATGTATGTGGACCAAGAATTAGATATTAATCGTT
TAAGTGATTATGATGTCGATGCCATTGTTCCACAAAGTTTCCTTAAAGACGATTC
AATAGACAATAAGGTCTTAACGCGTTCTGATAAAAATCGTGGTAAATCGGATAAC
GTTCCAAGTGAAGAAGTAGTCAAAAAGATGAAAAACTATTGGAGACAACCTTCTAA
ACGCCAAGTTAATCACTCAACGTAAGTTTGATAATTTAACGAAAGCTGAACGTGG
AGGTTTGAGTGAACCTTGATAAAGCTGGTTTTATCAAACGCCAATTGGTTGAACT
CGCCAAATCACTAAGCATGTGGCACAAATTTTGGATAGTCGCATGAATACTAAAT
ACGATGAAAATGATAAACTTATTTCGAGAGGTTAAAGTGATTACCTTAAAATCTAA
ATTAGTTTCTGACTTCCGAAAAGATTTCCAATTCTATAAAGTACGTGAGATTAACA
ATTACCATCATGCCATGATGCGTATCTAAATGCCGTCGTTGGAAGCTGCTTTGAT

TAAGAAATATCCAAAACCTTGAATCGGAGTTTGTCTATGGTGATTATAAAGTTTATG
ATGTTTCGTAAAATGATTGCTAAGTCTGAGCAAGAAATAGGCAAAGCAACCGCAA
AATATTTCTTTTACTCTAATATCATGAACCTTCTTCAAACAGAAATTACACTTGCA
AATGGAGAGATTTCGCAAACGCCCTCTAATCGAAACTAATGGGGAAACTGGAGAA
ATTGTCTGGGATAAAGGGCGAGATTTTGCCACAGTGCGCAAAGTATTGTCCATG
CCCCAAGTCAATATTGTCAAGAAAACAGAAGTACAGACAGGCGGATTCTCCAAG
GAGTCAATTTTACCAAAAAGAAATTCGGACAAGCTTATTGCTCGTAAAAAAGACT
GGGATCCAAAAAATATGGTGGTTTTGATAGTCCAACGGTAGCTTATTCAGTCCT
AGTGGTTGCTAAGGTGGAAAAAGGGAAATCGAAGAAGTTAAAATCCGTTAAAGA
GTTACTAGGGATCACAATTATGGAAAGAAGTTCCTTTGAAAAAATCCGATTGAC
TTTTTAGAAGCTAAAGGATATAAGGAAGTAAAAAAGACTTAATCATTAACTACC
TAAATATAGTCTTTTTGAGTTAGAAAACGGTCGTAAACGGATGCTGGCTAGTGCC
GGAGAATTACAAAAGGAAATGAGCTGGCTCTGCCAAGCAAATATGTGAATTTTT
TATATTTAGCTAGTCATTATGAAAAGTTGAAGGGTAGTCCAGAAGATAACGAACA
AAAACAATTGTTGTGGAGCAGCATAAGCATTATTTAGATGAGATTATTGAGCAA
ATCAGTGAATTTTCTAAGCGTGTTATTTTAGCAGATGCCAATTTAGATAAAGTTCT
TAGTGCATATAACAAACATAGAGACAAACCAATACGTGAACAAGCAGAAAATATT
ATTCATTTATTTACGTTGACGAATCTTGAGCTCCCGCTGCTTTTAAATATTTTGA
TACAACAATTGATCGTAAACGATATACGTCTACAAAAGAAGTTTTAGATGCCACT
CTTATCCATCAATCCATCACTGGTCTTTATGAAACACGCATTGATTTGAGTCAGC
TAGGAGGTGACTGAAGTATATTTTAGATGAAGATTATTTCTTAATAACTAAAAATA
TGGTATAATACTCTTAATAAATGCAGTAATACAGGGGCTTTTCAAGACTGAAGTC
TAGCTGAGACAAATAGTGCGATTACGAAATTTTTTAGACAAAATAGTCTACGAG
GTTTTAGAGCTATGCTGTTTTGAATGGTCCCAAACTGAGACCAGTCTCGGAAG
CTCAAAGGTCTCGTTTTAGAGCTATGCTGTTTTGAATGGTCCCAAACTTCAGCA
CACTGAGACTTGTTGAGTTCCATGTTTTAGAGCTATGCTGTTTTGAATGGACTCC
ATCAACATTGCCGATGATAACTTGAGAAAGAGGGTTAATACCAGCAGTCGGAT
ACCTTCCTATTCTTTCTGTTAAAGCGTTTTTCATGTTATAATAGGCAAAGAAGAGT
AGTGTGATCGTCCATTCCGACAGCATCGCCAGTCACTATGGCGTGCTGCTAGCG
CTATATGCGTTGATGCAATTTCTATGCGCACCCGTTCTCGGAGCACTGTCCGAC
CGCTTTGGCCGCCGCCAGTCCTGCTCGCTTCGCTACTTGGAGCCACTATCGA
CTACGCGATCATGGCGACCACCCCGTCCTGTGGATCCTCTACGCCGGACGCA
TCGTGGCCGGCATCACCGGCCACAGGTGCGGTTGCTGGCGCCTATATCGCC
GACATCACCGATGGGGAAGATCGGGCTCGCCACTTCGGGCTCATGAGCGCTTG
TTTCGGCGTGGGTATGGTGGCAGGCCCGTGGCCGGGGGACTGTTGGGCGCC
ATCTCCTTGATGCACCATTCTTGCGGCGGCGGTGCTCAACGGCCTCAACCTA
CTACTGGGCTGCTTCTAATGCAGGAGTCGCATAAGGGAGAGCGTCGACCGAT
GCCCTTGAGAGCCTTCAACCCAGTCAGCTCCTTCCGGTGGGCGCGGGGCATGA
CTATCGTCGCCGCACTTATGACTGTCTTCTTTATCATGCAACTCGTAGGACAGGT
GCCGGCAGCGCTCTGGGTCATTTTCGGCGAGGACCGCTTTCGCTGGAGCGCGA
CGATGATCGGCCTGTCGCTTGCGGTATTCGGAATCTTGCACGCCCTCGCTCAAG
CCTTCGTCACTGGTCCCGCCACCAAACGTTTCGGCGAGAAGCAGGCCATTATC
GCCGGCATGGCGGCCGACGCGCTGGGCTACGTCTTGCTGGCGTTTCGCGACGC
GAGGCTGGATGGCCTTCCCATTATGATTCTTCTCGCTTCCGGCGGCATCGGGA

TGCCCCGCGTTGCAGGCCATGCTGTCCAGGCAGGTAGATGACGACCATCAGGGA
CAGCTTCAAGGATCGCTCGCGGCTCTTACCAGCCTAACTTCGATCATTGGACCG
CTGATCGTCACGGCGATTTATGCCGCCTCGGCGAGCACATGGAACGGGTTGGC
ATGGATTGTAGGCGCCGCCCTATACCTTGTCTGCCTCCCCGCGTTGCGTTCGCG
GTGCATGGAGCCGGGCCACCTCGACCTGAATGGAAGCCGGCGGCACCTCGCT
AACGGATTCACCACTCCAAGAATTGGAGCCAATCAATTCTTGCGGAGAAGTGTG
AATGCGCAAACCAACCCTTGGCAGAACATATCCATCGCGTCCGCCATCTCCAGC
AGCCGCACGCGGCGCATCTCGGGCAGCGTTGGGTCCCTGGCCACGGGTGCGCA
TGATCGTGCTCCTGTTCGTTGAGGACCCGGCTAGGCTGGCGGGGTTGCCTTACT
GGTTAGCAGAATGAATCACCGATACGCGAGCGAACGTGAAGCGACTGCTGCTG
CAAACGTCTGCGACCTGAGCAACAACATGAATGGTCTTCGGTTTCCGTGTTTC
GTAAAGTCTGGAAACGCGGAAGTCCCCTACGTGCTGCTGAAGTTGCCCGCAAC
AGAGAGTGGAAACCAACCGGTGATACCACGATACTATGACTGAGAGTCAACGCC
ATGAGCGGCCTCATTCTTATTCTGAGTTACAACAGTCCGCACCGCTGTCCGGT
AGCTCCTTCCGGTGGGCGCGGGGCATGACTATCGTCGCCGCACTTATGACTGT
CTTCTTTATCATGCAACTCGTAGGACAGGTGCCGGCAGCGCCCAACAGTCCCCC
GGCCACGGGGCCTGCCACCATACCCACGCCGAAACAAGCGCCCTGCACCATTA
TGTTCCGGATCTGCATCGCAGGATGCTGCTGGCTACCCTGTGGAACACCTACAT
CTGTATTAACGAAGCGCTAACCGTTTTTATCAGGCTCTGGGAGGCAGAATAAAT
GATCATATCGTCAATTATTACCTCCACGGGGAGAGCCTGAGCAAAGTGGCCTCA
GGCATTGAGAAGCACACGGTCACACTGCTTCCGGTAGTCAATAAACCGGTAAA
CCAGCAATAGACATAAGCGGCTATTTAACGACCCTGCCCTGAACCGACGACCG
GGTCGAATTTGCTTTTGAATTTCTGCCATTCATCCGCTTATTATCACTTATTCAGG
CGTAGCACCAAGCGTTTTAAGGGCACCAATAACTGCCTTAAAAAAATTACGCCCC
GCCCTGCCACTCATCGCAGTACTGTTGTAATTCATTAAGCATTCTGCCGACATG
GAAGCCATCACAGACGGCATGATGAACCTGAATCGCCAGCGGCATCAGCACCT
TGTCGCCTTGCGTATAATTTGCCCATGGTGAAAACGGGGGCGAAGAAGTTGT
CCATATTGGCCACGTTTAAATCAAACCTGGTGAAACTCACCCAGGGATTGGCTG
AGACGAAAAACATATTCTCAATAAACCCTTTAGGGAAATAGGCCAGGTTTTTACC
GTAACACGCCACATCTTGCGAATATATGTGTAGAAACTGCCGGAATCGTCGTG
GTATTCACTCCAGAGCGATGAAAACGTTTCAGTTTGCTCATGAAAACGGTGTA
ACAAGGGTGAACACTATCCCATATCACCAGCTCACCGTCTTTCATTGCCATACG

pRC2303

GAATTCCGGATGAGCATTTCATCAGGCGGGCAAGAATGTGAATAAAGGCCGGAT
AAAACCTTGTGCTTATTTTTCTTTACGGTCTTTAAAAAGGCCGTAATATCCAGCTGA
ACGGTCTGGTTATAGGTACATTGAGCAACTGACTGAAATGCCTCAAATGTTCTT
TACGATGCCATTGGGATATATCAACGGTGGTATATCCAGTGATTTTTTTCTCCAT
TTAGCTTCCTTAGCTCCTGAAAATCTCGATAACTCAAAAAATACGCCCGGTAGT
GATCTTATTTTATTATGGTGAAAGTTGGAACCTCTTACGTGCCGATCAACGTCTC
ATTTTCGCCAAAAGTTGGCCCAGGGCTTCCCGGTATCAACAGGGACACCAGGAT
TTATTTATTCTGCGAAGTGATCTTCCGTACAGGTATTTATTTCGGCGCAAAGTGC
GTCGGGTGATGCTGCCAACTTACTGATTTAGTGTATGATGGTGTTTTTGAGGTG

CTCCAGTGGCTTCTGTTTCTATCAGCTGTCCCTCCTGTTTCAGCTACTGACGGGG
TGGTGC GTAACGGCAAAGCACCGCCGGACATCAGCGCTAGCGGAGTGTATAC
TGGCTTACTATGTTGGCACTGATGAGGGTGT CAGTGAAGTGCTTCATGTGGCAG
GAGAAAAAAGGCTGCACCGGTGCGTCAGCAGAATATGTGATACAGGATATATTC
CGCTTCCTCGCTCACTGACTCGCTACGCTCGGTTCGTTGACTGCGGCGAGCGG
AAATGGCTTACGAACGGGGCGGAGATTTCTGGAAGATGCCAGGAAGATACTTA
ACAGGGAAGTGAGAGGGGCCGCGGCAAAGCCGTTTTTCCATAGGCTCCGCCCCC
CTGACAAGCATCACGAAATCTGACGCTCAAATCAGTGGTGGCGAAACCCGACA
GGACTATAAAGATACCAGGCGTTTCCCCCTGGCGGCTCCCTCGTGCGCTCTCCT
GTTCTGCTTTTCGGTTTACCGGTGTCATTCCGCTGTTATGGCCGCGTTTGTCT
CATTCCACGCCTGACACTCAGTTCGCGGTAGGCAGTTCGCTCCAAGCTGGACT
GTATGCACGAACCCCCCGTT CAGTCCGACCGCTGCGCCTTATCCGGTAACTATC
GTCTTGAGTCCAACCCGGAAGACATGCAAAGCACCACTGGCAGCAGCCACT
GGTAATTGATTTAGAGGAGTTAGTCTTGAAGTCATGCGCCGGTTAAGGCTAAAC
TGAAAGGACAAGTTTTGGT GACTGCGCTCCTCCAAGCCAGTTACCTCGGTTCAA
AGAGTTGGTAGCTCAGAGAACCTTCGAAAAACCGCCCTGCAAGGCGGTTTTTTC
GTTTT CAGAGCAAGAGATTACGCGCAGACCAAACGATCTCAAGAAGATCATCT
TATTAATCAGATAAAATATTTCTAGATTT CAGTGCAATTTATCTCTTCAAATGTAG
CACCTGAAGTCAGCCCCATACGATATAAGTTGTAATTCTCATGTTTGACAGCTTA
TCATCGATAAGCTTTAATGCGGTAGTTTATCACAGTTAAATTGCTAACGCAGTCA
GGCACCGTGTATGAAATCTAACAATGCGCTCATCGTCATCCTCGGCACCGTCAC
CCTGGATGCTGTAGGCATAGGCTTGGTTATGCCGGTACTGCCGGGCTCTTGC
GGGATTACGAAATCATCCTGTGGAGCTTAGTAGGTTTAGCAAGATGGCAGCGCC
TAAATGTAGAATGATAAAAGGATTAAGAGATTAATTTCCCTAAAATGATAAAACA
AGCGTTTTGAAAGCGCTTGTTTTTTTGGTTTGCAGTCAGAGTAGAATAGAAGTAT
CAAAAAAGCACCGACTCGGTGCCACTTTTTCAAGTTGATAACGGACTAGCCTT
ATTTTAACTTGCTATGCTGTTTTGAATGGTTCCAACAAGATTATTTTATAACTTTTA
TAACAAATAATCAAGGAGAAATTCAAAGAAATTTATCAGCCATAAAACAATACTTA
ATACTATAGAATGATAACAAAATAAACTACTTTTTAAAAGAATTTTGTGTTATAATC
TATTTATTATTAAGTATTGGGTAATATTTTTGAAGAGATATTTTAAAAAGAAAA
TTAAAGCATATTAACCTAATTTCCGAGGTCATTAAACTATTATTGAAATCATCAA
ACTCATTATGGATTTAATTTAACTTTTTATTTTAGGAGGCCAAAATGGATAAGAA
ATACTCAATAGGCTTAGCTATCGGCACAAATAGCGTCGGATGGGCGGTGATCAC
TGATGAATATAAGGTTCCGTCTAAAAGTTCAAGGTTCTGGGAAATACAGACCG
CCACAGTATCAAAAAAATCTTATAGGGGCTCTTTTATTTGACAGTGGAGAGACA
GCGGAAGCGACTCGTCTCAAACGGACAGCTCGTAGAAGGTATACACGTCCGAA
GAATCGTATTTGTTATCTACAGGAGATTTTTCAAATGAGATGGCGAAAGTAGAT
GATAGTTTCTTTCATCGACTTGAAGAGTCTTTTTTGGTGGGAAGAAGACAAGAAGC
ATGAACGTCATCCTATTTTTGGAAATATAGTAGATGAAGTTGCTTATCATGAGAA
ATATCCA ACTATCTATCATCTGCGAAAAAATTGGTAGATTCTACTGATAAAGCG
GATTTGCGCTTAATCTATTTGGCCTTAGCGCATATGATTAAGTTTCGTGGTCATT
TTTTGATTGAGGGAGATTTAAATCCTGATAATAGTGATGTGGACAACTATTTAT
CCAGTTGGTACAAACCTACAATCAATTATTTGAAGAAAACCCTATTAACGCAAGT
GGAGTAGATGCTAAAGCGATTCTTCTGCACGATTGAGTAAATCAAGACGATTA

GAAAATCTCATTGCTCAGCTCCCCGGTGAGAAGAAAAATGGCTTATTTGGGAAT
CTCATTGCTTTGTCATTGGGTTTGACCCCTAATTTTAAATCAAATTTTGATTTGGC
AGAAGATGCTAAATTACAGCTTTCAAAGATACTTACGATGATGATTTAGATAATT
TATTGGCGCAAATTGGAGATCAATATGCTGATTTGTTTTTGGCAGCTAAGAATTT
ATCAGATGCTATTTTACTTTTACAGATATCCTAAGAGTAAATACTGAAATAACTAAGG
CTCCCCTATCAGCTTCAATGATTAACGCTACGATGAACATCATCAAGACTTGAC
TCTTTTAAAAGCTTTAGTTTCGACAACAACCTCCAGAAAAGTATAAAGAAATCTTTT
TTGATCAATCAAAAAACGGATATGCAGGTTATATTGATGGGGGAGCTAGCCAAG
AAGAATTTTATAAATTTATCAAACCAATTTTAGAAAAAATGGATGGTACTGAGGAA
TTATTGGTGAACTAAATCGTGAAGATTTGCTGCGCAAGCAACGGACCTTTGAC
AACGGCTCTATTCCCATCAAATTCACCTGGGTGAGCTGCATGCTATTTTGAGAA
GACAAGAAGACTTTTATCCATTTTTAAAAGACAATCGTGAGAAGATTGAAAAAAT
CTTGACTTTTTCGAATTCCTTATTATGTTGGTCCATTGGCGCGTGGCAATAGTCGT
TTTGCATGGATGACTCGGAAGTCTGAAGAAACAATTACCCCATGGAATTTTGAAG
AAGTTGTCGATAAAGGTGCTTCAGCTCAATCATTTATTGAACGCATGACAACTT
TGATAAAAATCTTCAAATGAAAAAGTACTACCAAACATAGTTTGCTTTATGAGT
ATTTTACGGTTTATAACGAATTGACAAAGGTCAAATATGTTACTGAAGGAATGCG
AAAACCAGCATTTCCTTTCAGGTGAACAGAAGAAAGCCATTGTTGATTTACTCTTC
AAAACAAATCGAAAAGTAACCGTTAAGCAATTAAGAAGATTATTTCAAAAAAAT
AGAATGTTTTGATAGTGTGAAATTTCAAGGAGTTGAAGATAGATTTAATGCTTCAT
TAGGTACCTACCATGATTTGCTAAAAATTATTAAGATAAAGATTTTTTGGATAAT
GAAGAAAATGAAGATATCTTAGAGGATATTGTTTTAACATTGACCTTATTTGAAGA
TAGGGAGATGATTGAGGAAAGACTTAAAACATATGCTCACCTCTTTGATGATAAG
GTGATGAAACAGCTTAAACGTCGCCGTTATACTGGTTGGGGACGTTTGTCTCGA
AAATTGATTAATGGTATTAGGGATAAGCAATCTGGCAAACAATATTAGATTTTTT
GAAATCAGATGGTTTTGCCAATCGCAATTTTATGCAGCTGATCCATGATGATAGT
TTGACATTTAAGAAGACATTCAAAAGCACAAAGTGTCTGGACAAGGCGATAGTT
TACATGAACATATTGCAAATTTAGCTGGTAGCCCTGCTATTA AAAAAGGTATTTTTA
CAGACTGTAAAAGTTGTTGATGAATTGGTCAAAGTAATGGGGCGGCATAAGCCA
GAAAATATCGTTATTGAAATGGCACGTGAAAATCAGACAACCTCAAAGGGCCAG
AAAATTCGCGAGAGCGTATGAAACGAATCGAAGAAGGTATCAAAGAATTAGGA
AGTCAGATTCTTAAAGAGCATCCTGTTGAAAATACTCAATTGCAAATGAAAAGC
TCTATCTCTATTATCTCCAAAATGGAAGAGACATGTATGTGGACCAAGAATTAGA
TATTAATCGTTTAAAGTATTATGATGTCGATGCCATTGTTCCACAAAGTTTCCTTA
AAGACGATTCAATAGACAATAAGGTCTTAACGCGTTCTGATAAAAATCGTGGTAA
ATCGGATAACGTTCCAAGTGAAGAAGTAGTCAAAAAGATGAAAAACTATTGGAG
ACAACCTTCTAAACGCCAAGTTAATCACTCAACGTAAGTTTGATAATTTAACGAAA
GCTGAACGTGGAGGTTTGAGTGAACCTTGATAAAGCTGGTTTTTATCAAACGCCAA
TTGGTTGAACTCGCCAAATCACTAAGCATGTGGCACAAATTTTGGATAGTCGCA
TGAATACTAAATACGATGAAAATGATAAACTTATTCGAGAGGTTAAAGTGATTAC
CTTAAAATCTAAATTAGTTTCTGACTTCCGAAAAGATTTCCAATTCTATAAAGTAC
GTGAGATTAACAATTACCATCATGCCATGATGCGTATCTAAATGCCGTCGTTGG
AACTGCTTTGATTAAGAAATATCCAAAACCTGAATCGGAGTTTGTCTATGGTGAT
TATAAAGTTTATGATGTTTCGTAAAATGATTGCTAAGTCTGAGCAAGAAATAGGCA

AAGCAACCGCAAATATTTCTTTTACTCTAATATCATGAACTTCTTCAAAACAGAA
ATTACACTTGCAAATGGAGAGATTGCGAAACGCCCTCTAATCGAACTAATGGG
GAACTGGAGAAATTGTCTGGGATAAAGGGCGAGATTTTGCCACAGTGCGCAA
GTATTGTCCATGCCCAAGTCAATATTGTCAAGAAAACAGAAGTACAGACAGGC
GGATTCTCCAAGGAGTCAATTTTACCAAAAAGAAATTCGGACAAGCTTATTGCTC
GTAAAAAAGACTGGGATCCAAAAAATATGGTGGTTTTGATAGTCCAACGGTAG
CTTATTCAGTCCTAGTGGTTGCTAAGGTGGAAAAAGGGAAATCGAAGAAGTTAA
AATCCGTTAAAGAGTTACTAGGGATCACAATTATGGAAAGAAGTTCCTTTGAAAA
AAATCCGATTGACTTTTTAGAAAGCTAAAGGATATAAGGAAGTTAAAAAAGACTTA
ATCATTAAACTACCTAAATATAGTCTTTTTGAGTTAGAAAACGGTTCGTAAACGGA
TGCTGGCTAGTGCCGGAGAATTACAAAAGGAAATGAGCTGGCTCTGCCAAGC
AAATATGTGAATTTTTTATATTTAGCTAGTCATTATGAAAAGTTGAAGGGTAGTCC
AGAAGATAACGAACAAAACAATTGTTTGTGGAGCAGCATAAGCATTATTTAGAT
GAGATTATTGAGCAAATCAGTGAATTTTCTAAGCGTGTTATTTTAGCAGATGCCA
ATTTAGATAAAGTTCTTAGTGCATATAACAAACATAGAGACAAACCAATACGTGA
ACAAGCAGAAAATATTATTCATTTATTTACGTTGACGAATCTTGGAGCTCCCGCT
GCTTTTAAATATTTTGATACAACAATTGATCGTAAACGATATACGTCTACAAAAGA
AGTTTTAGATGCCACTCTTATCCATCAATCCATCACTGGTCTTTATGAAACACGC
ATTGATTTGAGTCAGCTAGGAGGTCCTAGGGGAGGTGGCTCAGAAGGTGGCGG
ATCTGAAGGTGGCTCTGGAactagtATGAGCGATAAAATTATTCACCTGACTGACG
ACAGTTTTGACACGGATGTAICTCAAAGCGGACGGGGCGATCCTCGTTCGATTTCT
GGGCAGAGTGGTGCGGTCCGTGCAAATGATCGCCCCGATTCTGGATGAAATC
GCTGACGAATATCAGGGCAAACCTGACCGTTGCAAACCTGAACATCGATCAAAC
CCTGGCACTGCGCCGAAATATGGCATCCGTGGTATCCCGACTCTGCTGCTGTTC
AAAAACGGTGAAGTGGCGGCAACCAAAGTGGGTGCACTGTCTAAAGGTCAGTT
GAAAGAGTTCCTCGACGCTAACCTGGCCGGTTCTGGTTCTGGCCATATGCACCA
TCATCATCATCATTCTTCTGGTCTGGTGCCACGCGGTTCTGGTATGAAAGAAAC
CGCTGCTGCTAAATTGAAACGCCAGCACATGGACAGCCCAGATCTGGGTACCG
ACGACGACGACAAGGCCATGGCTGATATCggatccCATATGGAATGATGCTCGAT
AAGAAACAGATTCGTGCGATCTTTCTTTTGGATTTAAAATGGGTTCGCAAAGCG
GCGGAGACGACGCGTAATATTAACAACGCGTTCGGTCTGACCACCGCGAACGA
GCGTACCGTGCAATGGTGGTTCAAAAAGTTTCGCAAAGGCGACGAATCTCTGGA
GGACGAAGAGCGTTCTGGCCGCCCGTCCGAGGTTGACAACGACCAGCTGCGTG
CAATCATCGAAGCTGATCCGCTGACTACCACCCGCGAAGTTGCTGAAGAAGTGA
ATGTGGATCACTCTACTGTGGTTCGCCACCTGAAACAGATCGGTAAAGTAAAA
AACTGGACAAATGGGTTCTCATGAACTGTCTGAAAACCGAAAAACCGTCGTT
TCGAAGTTAGCTCCTCTCTGATTCTGCGTAACAACAACGAACCGTTCCTGGATC
GTATCGTAACCTGTGATGAGAAATGGATTCTGTATGATAACCGTCGCCGCTCTG
CTCAGTGGCTGGATCGCGAAGAAGCTCCAAAACACTTCCCGAAACCGAATCTGC
ACCAGAAGAAAGTCATGGTAACCGTATGGTGGTCTGCCGCAGGTGTTATCCACT
ATTCCTTCTGAACCCGGGCGAAACTATCACCAGCGAAAAATACTGCCAGCAGA
TTGACGAAATGCACCGTAAACTGCAGCGTCTGCAGCCAGCACTGGTGAATCGTA
AAGGTCCGATCCTGCTGCATGATAACGCCCGTCCGCACGTTGCCCAACCGACC
CTGCAGAACTGAACGAACTGGGCTATGAAGTTCTGCCACACCCGCGGTACTCC

CCGGATCTGTCCCCGACTGACTACCATTTCTTCAAGCATCTGGACAACCTCCTG
CAGGGTAAACGTTTTTACAACCAACAGGACGCAGAAAACGCTTTCCAGGAGTTC
GTCAAAGCCGTTCCACTGACTTCTACGCGACCGGTATCAACAAGCTGATCAGC
CGTTGGCAGAAATGCGTGGACTGTAACGGCAGCTACTTCGATTAAGACGTCTTA
ATAACTAAAAATATGGTATAATACTCTTAATAAATGCAGTAATACAGGGGCTTTTC
AAGACTGAAGTCTAGCTGAGACAAATAGTGCATTACGAAATTTTTTAGACAAAA
ATAGTCTACGAGGTTTTAGAGCTATGCTGTTTTGAATGGTCCCAAACCTGAGACC
AGTCTCGGAAGCTCAAAGGTCTCGTTTTAGAGCTATGCTGTTTTGAATGGTCCC
AAAACCTCAGCACACTGAGACTTGTGAGTTCCATGTTTTAGAGCTATGCTGTTT
TGAATGGACTCCATTCAACATTGCCGATGATAACTTGAGAAAGAGGGTTAATACC
AGCAGTCGGATACCTTCCTATTCTTTCTGTTAAAGCGTTTTTCATGTTATAATAGG
CAAAGAAGAGTAGTGTGATCGTCCATTCCGACAGCATCGCCAGTCACTATGGC
GTGCTGCTAGCGCTATATGCGTTGATGCAATTTCTATGCGCACCCGTTCTCGGA
GCACTGTCCGACCGCTTTGGCCGCCGCCAGTCCCTGCTCGCTTCGCTACTTGG
AGCCACTATCGACTACGCGATCATGGCGACCACACCCGTCCTGTGGATCCTCTA
CGCCGGACGCATCGTGGCCGGCATCACCGGCCACAGGTGCGGTTGCTGGC
GCCTATATCGCCGACATCACCGATGGGGAAGATCGGGCTCGCCACTTCGGGCT
CATGAGCGCTTGTTCGGCGTGGGTATGGTGGCAGGCCCGTGGCCGGGGGA
CTGTTGGGCGCCATCTCCTTGCATGCACCATTCTTGC GGCGGGCGGTGCTCAA
CGGCCTCAACCTACTACTGGGCTGCTTCCCTAATGCAGGAGTCGCATAAGGGAG
AGCGTCGACCGATGCCCTTGAGAGCCTTCAACCCAGTCAGCTCCTTCCGGTGG
GCGCGGGGCATGACTATCGTCCGCGACTTATGACTGTCTTCTTTATCATGCAA
CTCGTAGGACAGGTGCCGGCAGCGCTCTGGGTCATTTTCGGCGAGGACCGCTT
TCGCTGGAGCGCGACGATGATCGGCCTGTCGCTTGC GGATTCGGAATCTTGC
ACGCCCTCGCTCAAGCCTTCGTCACTGGTCCCGCCACCAAACGTTTTCGGCGAG
AAGCAGGCCATTATCGCCGGCATGGCGGCCGACGCGCTGGGCTACGTCTTGCT
GGCGTTCCGCGACGCGAGGCTGGATGGCCTTCCCATTATGATTCTTCTCGCTTC
CGGCGGCATCGGGATGCCCGCGTTGCAGGCCATGCTGTCCAGGCAGGTAGAT
GACGACCATCAGGGACAGCTTCAAGGATCGCTCGCGGCTCTTACCAGCCTAAC
TTCGATCATTGGACCGCTGATCGTCACGGCGATTTATGCCGCCTCGGCGAGCA
CATGGAACGGGTTGGCATGGATTGTAGGCGCCGCCCTATACCTTGTCTGCCTC
CCGCGTTGCGTCCGCGGTGCATGGAGCCGGGCCACCTCGACCTGAATGGAAG
CCGGCGGCACCTCGCTAACGGATTCACCACTCCAAGAATTGGAGCCAATCAATT
CTTGC GGAGA ACTGTGAATGCGCAAACCAACCTTGGCAGAACATATCCATCGC
GTCCGCCATCTCCAGCAGCCGCACGCGGCGCATCTCGGGCAGCGTTGGGTCTT
GGCCACGGGTGCGCATGATCGTGCTCCTGTGCTT GAGGACCCGGCTAGGCTGG
CGGGGTTGCCCTTACTGGTTAGCAGAATGAATCACCGATACGCGAGCGAACGTG
AAGCGACTGCTGCTGCAAACGTCTGCGACCTGAGCAACAACATGAATGGTCTT
CGGTTTTCCGTGTTTCGTAAAGTCTGGAAACGCGGAAGTCCCCTACGTGCTGCTG
AAGTTGCCCGCAACAGAGAGTGGAACCAACCGGTGATACCACGATACTATGACT
GAGAGTCAACGCCATGAGCGGCCTCATTTCTTATTCTGAGTTACAACAGTCCGC
ACCGCTGTCCGGTAGCTCCTTCCGGTGGGCGCGGGGCATGACTATCGTCCGCC
CACTTATGACTGTCTTCTTTATCATGCAACTCGTAGGACAGGTGCCGGCAGCGC
CCAACAGTCCCCCGGCCACGGGGCCTGCCACCATACCCACGCCGAAACAAGC

GCCCTGCACCATTATGTTCCGGATCTGCATCGCAGGATGCTGCTGGCTACCCTG
TGGAACACCTACATCTGTATTAACGAAGCGCTAACCGTTTTTATCAGGCTCTGG
GAGGCAGAATAAATGATCATATCGTCAATTATTACCTCCACGGGGAGAGCCTGA
GCAAACCTGGCCTCAGGCATTTGAGAAGCACACGGTCACACTGCTTCCGGTAGTC
AATAAACCGGTAAACCAGCAATAGACATAAGCGGCTATTTAACGACCCTGCCCT
GAACCGACGACCGGGTCAATTTGCTTTCAATTTCTGCCATTCATCCGCTTATT
ATCACTTATTCAGGCGTAGCACCAGGCGTTTAAGGGCACCAATAACTGCCTTAA
AAAAATTACGCCCCGCCCTGCCACTCATCGCAGTACTGTTGTAATTCATTAAGCA
TTCTGCCGACATGGAAGCCATCACAGACGGCATGATGAACCTGAATCGCCAGC
GGCATCAGCACCTTGTCGCCTTGCGTATAATATTTGCCCATGGTGAAAACGGGG
GCGAAGAAGTTGTCCATATTGGCCACGTTTAAATCAAACCTGGTGAAACTCACC
CAGGGATTGGCTGAGACGAAAAACATATTCTCAATAAACCCTTTAGGGAAATAG
GCCAGGTTTTCCACCGTAACACGCCACATCTTGCGAATATATGTGTAGAACTGC
CGGAAATCGTCGTGGTATTCACTCCAGAGCGATGAAAACGTTTCAGTTTGCTCA
TGGAACCGGTGTAACAAGGGTGAACACTATCCCATATCACCAGCTCACCGTCT
TTCATTGCCATACG

pRC2304

GAATTCGGATGAGCATTTCATCAGGCGGGCAAGAATGTGAATAAAGGCCGGAT
AAAACCTGTGCTTATTTTTCTTACGGTCTTTAAAAGGCCGTAATATCCAGCTGA
ACGGTCTGGTTATAGGTACATTGAGCAACTGACTGAAATGCCTCAAATGTTCTT
TACGATGCCATTGGGATATATCAACGGTGGTATATCCAGTGATTTTTTTCTCCAT
TTAGCTTCCTTAGCTCCTGAAAATCTCGATAACTCAAAAATACGCCCGGTAGT
GATCTTATTTTCATTATGGTGAAAGTTGGAACCTCTTACGTGCCGATCAACGTCTC
ATTTTCGCCAAAAGTTGGCCCAGGGCTTCCCGGTATCAACAGGGACACCAGGAT
TTATTTATTCTGCGAAGTGATCTTCCGTCACAGGTATTTATTCGGCGCAAAGTGC
GTCCGGGTGATGCTGCCAACTTACTGATTTAGTGTATGATGGTGTTTTTGAGGTG
CTCCAGTGGCTTCTGTTTCTATCAGCTGTCCCTCCTGTTTCAGCTACTGACGGGG
TGGTGCGTAACGGCAAAGCACCGCCGGACATCAGCGCTAGCGGAGTGTATAC
TGGCTTACTATGTTGGCACTGATGAGGGTGTGAGTGAAGTGCTTCATGTGGCAG
GAGAAAAAAGGCTGCACCGGTGCGTCAGCAGAATATGTGATACAGGATATATTC
CGCTTCCTCGCTCACTGACTCGCTACGCTCGGTGCTTCGACTGCGGCGAGCGG
AAATGGCTTACGAACGGGGCGGAGATTTCTGGAAGATGCCAGGAAGATACTTA
ACAGGGAAGTGAGAGGGGCCGCGGCAAAGCCGTTTTTCCATAGGCTCCGCCCCC
CTGACAAGCATCACGAAATCTGACGCTCAAATCAGTGGTGGCGAAACCCGACA
GGACTATAAAGATACCAGGCGTTTCCCCCTGGCGGCTCCCTCGTGCGCTCTCCT
GTTCTGCTTTCCGTTTACCGGTGTCATTCCGCTGTTATGGCCGCGTTTGTCT
CATTCCACGCCTGACACTCAGTTCCGGGTAGGCAGTTCGCTCCAAGCTGGACT
GTATGCACGAACCCCCCGTTTCAGTCCGACCGCTGCGCCTTATCCGGTAACTATC
GTCTTGAGTCCAACCCGAAAGACATGCAAAGCACCACTGGCAGCAGCCACT
GGTAATTGATTTAGAGGAGTTAGTCTTGAAGTCATGCGCCGGTTAAGGCTAAC
TGAAAGGACAAGTTTTGGTGACTGCGCTCCTCCAAGCCAGTTACCTCGGTTCAA
AGAGTTGGTAGCTCAGAGAACCTTCGAAAACCGCCCTGCAAGGCGGTTTTTTC

GTTTTAGAGCAAGAGATTACGCGCAGACCAAACGATCTCAAGAAGATCATCT
TATTAATCAGATAAAAATATTTCTAGATTTTCAGTGCAATTTATCTCTTCAAATGTAG
CACCTGAAGTCAGCCCCATACGATATAAGTTGTAATTCTCATGTTTGACAGCTTA
TCATCGATAAGCTTTAATGCGGTAGTTTATCACAGTTAAATTGCTAACGCAGTCA
GGCACCGTGTATGAAATCTAACAAATGCGCTCATCGTCATCCTCGGCACCGTCAC
CCTGGATGCTGTAGGCATAGGCTTGGTTATGCCGGTACTGCCGGGCCTCTTGC
GGGATTACGAAATCATCCTGTGGAGCTTAGTAGGTTTAGCAAGATGGCAGCGCC
TAAATGTAGAATGATAAAAGGATTAAGAGATTAATTTCCCTAAAAATGATAAAACA
AGCGTTTTGAAAGCGCTTGTTTTTTTGGTTTGCAGTCAGAGTAGAATAGAAGTAT
CAAAAAAGCACCGACTCGGTGCCACTTTTTCAAGTTGATAACGGACTAGCCTT
ATTTAACTTGCTATGCTGTTTTGAATGGTTCCAACAAGATTATTTTATAACTTTTA
TAACAAATAATCAAGGAGAAATTCAAAGAAATTTATCAGCCATAAAACAATACTTA
ATACTATAGAATGATAACAAAATAAACTACTTTTTAAAAGAATTTTGTGTTATAATC
TATTTATTATTAAGTATTGGGTAATATTTTTTTGAAGAGATATTTTGAAAAAGAAAA
TTAAAGCATATTAACACTAATTTTCGGAGGTCATTAAACTATTATTGAAATCATCAA
ACTCATGCATCATATGGAAATGATGCTCGATAAGAAACAGATTCGTGCGATCTTT
CTCTTTGAGTTTAAAATGGGTTCGAAAGCGGCGGAGACGACGCGTAATATTAAC
AACGCGTTCGGTCCTGGCACCGCGAACGAGCGTACCGTGCAATGGTGGTTCAA
AAAGTTTCGCAAAGGCGACGAATCTCTGGAGGACGAAGAGCGTTCTGGCCGCC
CGTCCGAGGTTGACAACGACCAGCTGCGTGCAATCATCGAAGCTGATCCGCTG
ACTACCACCCGCGAAGTTGCTGAAGAAGTGAATGTGGATCACTCTACTGTGGTT
CGCCACCTGAAACAGATCGGTAAAGTAAAAAACTGGACAAATGGGTTCCCTCAT
GAACTGTCTGAAAACAGAAAAACCGTCGTTTCGAAGTTAGCTCCTCTCTGATTC
TGCGTAACAACAACGAACCGTTCCCTGGATCGTATCGTAACCTGTGATGAGAAAT
GGATTCTGTATGATAACCGTCGCCGCTCTGCTCAGTGGCTGGATCGCGAAGAA
GCTCCAAAACACTTCCCGAAACCGAATCTGCACCAGAAGAAAGTCATGGTAACC
GTATGGTGGTCTGCCGCAGGTGTTATCCACTATTCCTTCCCTGAACCCGGGCGAA
ACTATCACCAGCGAAAAATACTGCCAGCAGATTGACGAAATGCACCGTAAACTG
CAGCGTCTGCAGCCAGCACTGGTGAATCGTAAAGGTCCGATCCTGCTGCATGAT
AACGCCCGTCCGCACGTTGCCCAACCGACCCTGCAGAACTGAACGAACCTGGG
CTATGAAGTTCTGCCACACCCGCGTACTCCCCGGATCTGTCCCCGACTGACTA
CCATTTCTTCAAGCATCTGGACAACCTTCCCTGCAGGGTAAACGTTTTTACAACCAA
CAGGACGCAGAAAACGCTTTCCAGGAGTTCGTTCGAAAGCCGTTCCACTGACTTC
TACGCGACCGGTATCAACAAGCTGATCAGCCGTTGGCAGAAATGCGTGGACTG
TAACGGCAGCTACTTCGATtctagaGGAGGTGGCTCAGAAGGTGGCGGATCTGAA
GGTGGCTCTGGAactagtATGAGCGATAAAATTATTCACCTGACTGACGACAGTTT
TGACACGGATGTAATAAGCGGACGGGGCGATCCTCGTCGATTTCTGGGCAG
AGTGGTGCGGTCCGTGCAAAATGATCGCCCCGATTCTGGATGAAATCGCTGAC
GAATATCAGGGCAAACCTGACCGTTGCAAACTGAACATCGATCAAACCCCTGGC
ACTGCGCCGAAATATGGCATCCGTGGTATCCCGACTCTGCTGCTGTTCAAAAAC
GGTGAAGTGGCGGCAACCAAAGTGGGTGCACTGTCTAAAGGTGAGTTGAAAGA
GTTCCCTCGACGCTAACCTGGCCGGTTCTGGTTCTGGCCATATGCACCATCATCA
TCATCATTCTTCTGGTCTGGTGCCACGCGGTTCTGGTATGAAAGAAACCGCTGC
TGCTAAATTCGAACGCCAGCACATGGACAGCCAGATCTGGGTACCGACGACG

ACGACAAGGCCATGGCTGATATCCTCGAGATGGATAAGAAATACTCAATAGGCT
TAGCTATCGGCACAAATAGCGTCCGATGGGCGGTGATCACTGATGAATATAAGG
TTCCGTCTAAAAAGTTCAAGGTTCTGGGAAATACAGACCGCCACAGTATCAAAA
AAAATCTTATAGGGGCTCTTTTATTTGACAGTGGAGAGACAGCGGAAGCGACTC
GTCTCAAACGGACAGCTCGTAGAAGGTATACACGTCGGAAGAATCGTATTTGTT
ATCTACAGGAGATTTTTTCAAATGAGATGGCGAAAGTAGATGATAGTTTTCTTTCA
TCGACTTGAAGAGTCTTTTTTGGTGGAGAAGACAAGAAGCATGAACGTCATCC
TATTTTTGGAAATATAGTAGATGAAGTTGCTTATCATGAGAAATATCCAATCT
ATCATCTGCGAAAAAATTGGTAGATTCTACTGATAAAGCGGATTTGCGCTTAAT
CTATTTGGCCTTAGCGCATATGATTAAGTTTCGTGGTCATTTTTTGATTGAGGGA
GATTTAAATCCTGATAATAGTGATGTGGACAACTATTTATCCAGTTGGTACAAA
CCTACAATCAATTATTTGAAGAAAACCCTATTAACGCAAGTGGAGTAGATGCTAA
AGCGATTCTTTCTGCACGATTGAGTAAATCAAGACGATTAGAAAATCTCATTGCT
CAGCTCCCCGGTGAGAAGAAAAATGGCTTATTTGGGAATCTCATTGCTTTGTCAT
TGGGTTTGACCCCTAATTTTAAATCAAATTTTGATTTGGCAGAAGATGCTAAATTA
CAGCTTTCAAAGATACTTACGATGATGATTTAGATAATTTATTGGCGCAAATTG
GAGATCAATATGCTGATTTGTTTTTGGCAGCTAAGAATTTATCAGATGCTATTTTA
CTTTCAGATATCCTAAGAGTAAATACTGAAATAACTAAGGCTCCCCTATCAGCTT
CAATGATTAACGCTACGATGAACATCATCAAGACTTGACTCTTTTAAAAGCTTT
AGTTCGACAACAACCTCCAGAAAAGTATAAAGAAATCTTTTTTGATCAATCAAAAA
ACGGATATGCAGGTTATATTGATGGGGGAGCTAGCCAAGAAGAATTTTATAAATT
TATCAAACCAATTTTAGAAAAAATGGATGGTACTGAGGAATTATTGGTGAAACTA
AATCGTGAAGATTTGCTGCGCAAGCAACGGACCTTTGACAACGGCTCTATTCCC
CATCAAATTCACCTGGGTGAGCTGCATGCTATTTTGAGAAGACAAGAAGACTTTT
ATCCATTTTTAAAAGACAATCGTGAGAAGATTGAAAAAATCTTGACTTTTGAATT
CCTTATTATGTTGGTCCATTGGCGCGTGGCAATAGTCGTTTTGCATGGATGACT
CGGAAGTCTGAAGAAACAATTACCCCATGGAATTTTGAAGAAGTTGTGCATAAA
GGTGCTTCAGCTCAATCATTTATTGAACGCATGACAACTTTGATAAAAATCTTC
CAAATGAAAAAGTACTACCAAACATAGTTTGCTTTATGAGTATTTTACGGTTTAT
AACGAATTGACAAAGGTCAAATATGTTACTGAAGGAATGCGAAAACCAGCATTTC
TTTCAGGTGAACAGAAGAAAGCCATTGTTGATTTACTCTTCAAACAAATCGAAA
AGTAACCGTTAAGCAATTAAGAAGATTATTTCAAAAAAATAGAATGTTTTGATA
GTGTTGAAATTTAGGAGTTGAAGATAGATTTAATGCTTCATTAGGTACCTACCA
TGATTTGCTAAAATTTAAGATAAAGATTTTTTGGATAATGAAGAAAATGAAG
ATATCTTAGAGGATATTGTTTTAACATTGACCTTATTTGAAGATAGGGAGATGATT
GAGGAAAGACTTAAAACATATGCTCACCTCTTTGATGATAAGGTGATGAAACAG
CTTAAACGTCGCCGTTATACTGGTTGGGGACGTTTGTCTCGAAAATTGATTAATG
GTATTAGGGATAAGCAATCTGGCAAACAATATTAGATTTTTTGAATCAGATGG
TTTTGCCAATCGCAATTTTATGCAGCTGATCCATGATGATAGTTTGACATTTAAA
GAAGACATTCAAAAAGCACAAGTGTCTGGACAAGGCGATAGTTTACATGAACAT
ATTGCAATTTAGCTGGTAGCCCTGCTATTA AAAAAGGTATTTTACAGACTGTAA
AAGTTGTTGATGAATTGGTCAAAGTAATGGGGCGGCATAAGCCAGAAAATATCG
TTATTGAAATGGCACGTGAAAATCAGACAACTCAAAGGGCCAGAAAATTCGC
GAGAGCGTATGAAACGAATCGAAGAAGGTATCAAAGAATTAGGAAGTCAGATTC

TTAAAGAGCATCCTGTTGAAAATACTCAATTGCAAATGAAAAGCTCTATCTCTAT
TATCTCCAAAATGGAAGAGACATGTATGTGGACCAAGAATTAGATATTAATCGTT
TAAGTGATTATGATGTCGATGCCATTGTTCCACAAAGTTTCCTTAAAGACGATTC
AATAGACAATAAGGTCTTAACGCGTTCTGATAAAAATCGTGGTAAATCGGATAAC
GTTCCAAGTGAAGAAGTAGTCAAAAAGATGAAAACTATTGGAGACAACCTTCTAA
ACGCCAAGTTAATCACTCAACGTAAGTTTGATAATTTAACGAAAGCTGAACGTGG
AGGTTTGAGTGAACCTTGATAAAGCTGGTTTTATCAAACGCCAATTGGTTGAACT
CGCCAAATCACTAAGCATGTGGCACAAATTTGGATAGTCGCATGAATACTAAAT
ACGATGAAAATGATAAACTTATTCGAGAGGTTAAAGTGATTACCTTAAAATCTAA
ATTAGTTTCTGACTTCCGAAAAGATTTCCAATTCTATAAAGTACGTGAGATTAACA
ATTACCATCATGCCCATGATGCGTATCTAAATGCCGTCGTTGGAACCTGCTTTGAT
TAAGAAATATCCAAAACCTTGAATCGGAGTTTGTCTATGGTGATTATAAAGTTTATG
ATGTTTCGTA AAAATGATTGCTAAGTCTGAGCAAGAAATAGGCAAAGCAACCGCAA
AATATTTCTTTACTCTAATATCATGAACTTCTTCAAACAGAAATTACACTTGCA
AATGGAGAGATTGCGAAACGCCCTCTAATCGAACTAATGGGGAACTGGAGAA
ATTGTCTGGGATAAAGGGCGAGATTTGCCACAGTGC GCAAAGTATTGTCCATG
CCCAAGTCAATATTGTCAAGAAAACAGAAGTACAGACAGGCGGATTCTCCAAG
GAGTCAATTTTACCAAAAAGAAATTCGGACAAGCTTATTGCTCGTAAAAAAGACT
GGGATCCAAAAAATATGGTGGTTTTGATAGTCCAACGGTAGCTTATTCAGTCCT
AGTGGTTGCTAAGGTGGAAAAGGGAAATCGAAGAAGTTAAAATCCGTTAAAGA
GTTACTAGGGATCACAATTATGGAAAGAAGTTCCTTTGAAAAAATCCGATTGAC
TTTTTAGAAGCTAAAGGATATAAGGAAGTTAAAAAAGACTTAATCATTAACTACC
TAAATATAGTCTTTTTGAGTTAGAAAACGGTCGTAAACGGATGCTGGCTAGTGCC
GGAGAATTACAAAAGGAAATGAGCTGGCTCTGCCAAGCAAATATGTGAATTTTT
TATATTTAGCTAGTCATTATGAAAAGTTGAAGGGTAGTCCAGAAGATAACGAACA
AAAACAATTGTTTGTGGAGCAGCATAAGCATTATTTAGATGAGATTATTGAGCAA
ATCAGTGAATTTTCTAAGCGTGTTATTTTAGCAGATGCCAATTTAGATAAAGTTCT
TAGTGCATATAACAAACATAGAGACAAACCAATACGTGAACAAGCAGAAAATATT
ATTCATTTATTTACGTTGACGAATCTTGGAGCTCCCGCTGCTTTTAAATATTTTGA
TACAACAATTGATCGTAAACGATATACGTCTACAAAAGAAGTTTTAGATGCCACT
CTTATCCATCAATCCATCACTGGTCTTTATGAAACACGCATTGATTTGAGTCAGC
TAGGAGGTGACTGAAGTATATTTTAGATGAAGATTATTTCTTAATAACTAAAAATA
TGGTATAACTCTTAATAAATGCAGTAATACAGGGGCTTTTCAAGACTGAAGTC
TAGCTGAGACAAATAGTGCGATTACGAAATTTTTAGACAAAATAGTCTACGAG
GTTTTAGAGCTATGCTGTTTTGAATGGTCCCAAACGGTTTTCCAGTCACGACG
TTGTAAAACGAGTTTTAGAGCTATGCTGTTTTGAATGGTCCCAAACCTTCAGCAC
ACTGAGACTTGTTGAGTTCCATGTTTTAGAGCTATGCTGTTTTGAATGGACTCCA
TTCAACATTGCCGATGATAACTTGAGAAAGAGGGTTAATACCAGCAGTCGGATA
CCTTCTATTCTTTCTGTTAAAGCGTTTTCATGTTATAATAGGCAAAGAAGAGTA
GTGTGATCGTCCATTCCGACAGCATCGCCAGTCACTATGGCGTGCTGCTAGCG
CTATATGCGTTGATGCAATTTCTATGCGCACCCGTTCTCGGAGCACTGTCCGAC
CGCTTTGGCCGCCGCCAGTCCTGCTCGCTTCGCTACTTGGAGCCACTATCGA
CTACGCGATCATGGCGACCACACCCGTCCTGTGGATCCTCTACGCCGGACGCA
TCGTGGCCGGCATCACCGGCCACAGGTGCGGTTGCTGGCGCCTATATCGCC

GACATCACCGATGGGGAAGATCGGGCTCGCCACTTCGGGCTCATGAGCGCTTG
TTTCGGCGTGGGTATGGTGGCAGGCCCGTGGCCGGGGGACTGTTGGGCGCC
ATCTCCTTGCATGCACCATTCCCTTGCGGCGGCGGTGCTCAACGGCCTCAACCTA
CTACTGGGCTGCTTCTAATGCAGGAGTCGCATAAGGGAGAGCGTCGACCGAT
GCCCTTGAGAGCCTTCAACCCAGTCAGCTCCTTCCGGTGGGCGCGGGGCATGA
CTATCGTCGCCGCACTTATGACTGTCTTCTTTATCATGCAACTCGTAGGACAGGT
GCCGGCAGCGCTCTGGGTCATTTTTCGGCGAGGACCGCTTTCGCTGGAGCGCGA
CGATGATCGGCCTGTGCTTGCGGTATTCGGAATCTTGCACGCCCTCGCTCAAG
CCTTCGTCACTGGTCCC GCCACCAAACGTTTCGGCGAGAAGCAGGCCATTATC
GCCGGCATGGCGGCCGACGCGCTGGGCTACGTCTTGCTGGCGTTCGCGACGC
GAGGCTGGATGGCCTTCCCATTATGATTCTTCTCGCTTCCGGCGGCATCGGGA
TGCCCGCGTTGCAGGCCATGCTGTCCAGGCAGGTAGATGACGACCATCAGGGA
CAGCTTCAAGGATCGCTCGCGGCTCTTACCAGCCTAACTTCGATCATTGGACCG
CTGATCGTCACGGCGATTTATGCCGCCTCGGCGAGCACATGGAACGGGTTGGC
ATGGATTGTAGGCGCCGCCCTATACCTTGTCTGCCTCCCCGCGTTGCGTCGCG
GTGCATGGAGCCGGGCCACCTCGACCTGAATGGAAGCCGGCGGCACCTCGCT
AACGGATTCACTCCAAGAATTGGAGCCAATCAATTCTTGCGGAGA ACTGTG
AATGCGCAAACCAACCCTTGGCAGAACATATCCATCGCGTCCGCCATCTCCAGC
AGCCGCACGCGGCATCTCGGGCAGCGTTGGGTCTGGCCACGGGTGCGCA
TGATCGTGCTCCTGTGCTT GAGGACCCGGCTAGGCTGGCGGGGTTGCCTTACT
GGTTAGCAGAATGAATCACCGATACGCGAGCGAACGTGAAGCGACTGCTGCTG
CAAACGTCTGCGACCTGAGCAACAACATGAATGGTCTTCGGTTTCCGTGTTTC
GTAAAGTCTGGAAACGCGGAAGTCCCCTACGTGCTGCTGAAGTTGCCCGCAAC
AGAGAGTGGAAACCAACCGGTGATAACCACGATACTATGACTGAGAGTCAACGCC
ATGAGCGGCCTCATTCTTATTCTGAGTTACAACAGTCCGCACCGCTGTCCGGT
AGCTCCTTCCGGTGGGCGCGGGGCATGACTATCGTCGCCGCACTTATGACTGT
CTTCTTTATCATGCAACTCGTAGGACAGGTGCCGGCAGCGCCCAACAGTCCCC
GGCCACGGGGCCTGCCACCATAACCACGCCGAAACAAGCGCCCTGCACCATTA
TGTTCCGGATCTGCATCGCAGGATGCTGCTGGCTACCCTGTGGAACACCTACAT
CTGTATTAACGAAGCGCTAACCGTTTTTATCAGGCTCTGGGAGGCAGAATAAAT
GATCATATCGTCAATTATTACCTCCACGGGGAGAGCCTGAGCAA ACTGGCCTCA
GGCATTGAGAAGCACACGGTCACACTGCTTCCGGTAGTCAATAAACCGGTAAA
CCAGCAATAGACATAAGCGGCTATTTAACGACCCTGCCCTGAACCGACGACCG
GGTCGAATTTGCTTTTGAATTTCTGCCATT CATCCGCTTATTATCACTTATTCAGG
CGTAGCACCAGGCGTTTAAAGGGCACCAATAACTGCCTTAAAAAAATTACGCCCC
GCCCTGCCACTCATCGCAGTACTGTTGTAATTCATTAAGCATTCTGCCGACATG
GAAGCCATCACAGACGGCATGATGAACCTGAATCGCCAGCGGCATCAGCACCT
TGTCGCCTTGCGTATAATATTTGCCCATGGTGAAAACGGGGGCGAAGAAGTTGT
CCATATTGGCCACGTTTAAATCAA AACTGGTGAACTCACCCAGGGATTGGCTG
AGACGAAAAACATATTCTCAATAAACCTTTAGGGAAATAGGCCAGGTTTTCCACC
GTAACACGCCACATCTTGCGAATATATGTGTAGAACTGCCGGAATCGTCGTG
GTATTCACTCCAGAGCGATGAAAACGTTTCAGTTTGCTCATGAAAACGGGTGTA
ACAAGGGTGAACACTATCCCATATCACCAGCTCACCGTCTTTCATTGCCATACG

pRC2305

GAATTCCGGATGAGCATTTCATCAGGCGGGCAAGAATGTGAATAAAGGCCGGAT
AAAAC TTGTGCTTATTTTTCTTTACGGTCTTTAAAAAGGCCGTAATATCCAGCTGA
ACGGTCTGGTTATAGGTACATTGAGCAACTGACTGAAATGCCTCAAAATGTTCTT
TACGATGCCATTGGGATATATCAACGGTGGTATATCCAGTGATTTTTTTCTCCAT
TTAGCTTCCTTAGCTCCTGAAAATCTCGATAACTCAAAAAATACGCCCGGTAGT
GATCTTATTTTATTATGGTGAAAGTTGGAACCTCTTACGTGCCGATCAACGTCTC
ATTTTCGCCAAAAGTTGGCCCAGGGCTTCCCGGTATCAACAGGGACACCAGGAT
TTATTTATTCTGCGAAGTGATCTTCCGTACAGGTATTTATTTCGGCGCAAAGTGC
GTCGGGTGATGCTGCCAACTTACTGATTTAGTGTATGATGGTGTTTTTGAGGTG
CTCCAGTGGCTTCTGTTTCTATCAGCTGTCCCTCCTGTTTCAGCTACTGACGGGG
TGGTGC GTAACGGCAAAGCACCGCCGGACATCAGCGCTAGCGGAGTGTATAC
TGGCTTACTATGTTGGCACTGATGAGGGTGT CAGTGAAGTGCTTCATGTGGCAG
GAGAAAAAGGCTGCACCGGTGCGTCAGCAGAATATGTGATACAGGATATATTC
CGCTTCTCGCTCACTGACTCGCTACGCTCGGTCTCGTTCGACTGCGGCGAGCGG
AAATGGCTTACGAACGGGGCGGAGATTTCTGGAAGATGCCAGGAAGATACTTA
ACAGGGAAGTGAGAGGGCCGCGCAAAGCCGTTTTTCCATAGGCTCCGCCCCC
CTGACAAGCATCACGAAATCTGACGCTCAAATCAGTGGTGGCGAAACCCGACA
GGACTATAAAGATACCAGGCGTTTTCCCCTGGCGGCTCCCTCGTGCGCTCTCCT
GTTCTGCTTTTCGGTTTACCGGTGTCATTCCGCTGTTATGGCCGCGTTTGTCT
CATTCCACGCCTGACACTCAGTTCGGGGTAGGCAGTTCGCTCCAAGCTGGACT
GTATGCACGAACCCCCCGTTCAGTCCGACCGCTGCGCCTTATCCGGTAACTATC
GTCTTGAGTCCAACCCGGAAAGACATGCAAAGCACCACTGGCAGCAGCCACT
GGTAATTGATTTAGAGGAGTTAGTCTTGAAGTCATGCGCCGGTTAAGGCTAAAC
TGAAAGGACAAGTTTTGGTGACTGCGCTCCTCCAAGCCAGTTACCTCGGTTCAA
AGAGTTGGTAGCTCAGAGAACCTTCGAAAAACCGCCCTGCAAGGCGGTTTTTTC
GTTTTCAGAGCAAGAGATTACGCGCAGACCAAACGATCTCAAGAAGATCATCT
TATTAATCAGATAAAATATTTCTAGATTT CAGTGCAATTTATCTCTTCAAATGTAG
CACCTGAAGTCAGCCCCATACGATATAAGTTGTAATTCTCATGTTTGACAGCTTA
TCATCGATAAGCTTTAATGCGGTAGTTTATCACAGTTAAATTGCTAACGCAGTCA
GGCACCGTGTATGAAATCTAACAAATGCGCTCATCGTCATCCTCGGCACCGTCAC
CCTGGATGCTGTAGGCATAGGCTTGGTTATGCCGGTACTGCCGGGCCTCTTGC
GGGATTACGAAATCATCCTGTGGAGCTTAGTAGGTTTAGCAAGATGGCAGCGCC
TAAATGTAGAATGATAAAAGGATTAAGAGATTAATTTCCCTAAAAATGATAAAACA
AGCGTTTTGAAAGCGCTTGTTTTTTTGGTTTGCAGTCAGAGTAGAATAGAAGTAT
CAAAAAAAGCACCGACTCGGTGCCACTTTTTCAAGTTGATAACGGACTAGCCTT
ATTTTAACTTGCTATGCTGTTTTGAATGGTTCCAACAAGATTATTTTATAACTTTTA
TAACAAATAATCAAGGAGAAATTC AAAGAAATTTATCAGCCATAAAACAATACTTA
ATACTATAGAATGATAACAAAATAAACTACTTTTTAAAAGAATTTTGTGTTATAATC
TATTTATTATTAAGTATTGGGTAATATTTTTTGAAGAGATATTTTAAAAAGAAAA
TTAAAGCATATTAAC TAATTTTCGGAGGTCATTAAACTATTATTGAAATCATCAA
ACTCATTATGGATTTAATTTAACTTTTTATTTTAGGAGGC AAAAATGGATAAGAA
ATACTCAATAGGCTTAGCTATCGGCACAAATAGCGTCGGATGGGCGGTGATCAC
TGATGAATATAAGGTTCCGTCTAAAAGTTCAAGGTTCTGGGAAATACAGACCG

CCACAGTATCAAAAAAATCTTATAGGGGCTCTTTTATTTGACAGTGGAGAGACA
GCGGAAGCGACTCGTCTCAAACGGACAGCTCGTAGAAGGTATACACGTCCGAA
GAATCGTATTTGTTATCTACAGGAGATTTTTTCAAATGAGATGGCGAAAGTAGAT
GATAGTTTCTTTTCATCGACTTGAAGAGTCTTTTTTGGTGGGAAGAAGACAAGAAGC
ATGAACGTCATCCTATTTTTGGAAATATAGTAGATGAAGTTGCTTATCATGAGAA
ATATCCAACCTATCTATCATCTGCGAAAAAATTGGTAGATTCTACTGATAAAGCG
GATTTGCGCTTAATCTATTTGGCCTTAGCGCATATGATTAAGTTTCGTGGTCATT
TTTTGATTGAGGGAGATTTAAATCCTGATAATAGTGATGTGGACAAACTATTTAT
CCAGTTGGTACAAACCTACAATCAATTATTTGAAGAAAACCCTATTAACGCAAGT
GGAGTAGATGCTAAAGCGATTCTTTCTGCACGATTGAGTAAATCAAGACGATTA
GAAAATCTCATTGCTCAGCTCCCCGGTGAGAAGAAAAATGGCTTATTTGGGAAT
CTCATTGCTTTGTCATTGGGTTTGACCCCTAATTTTAAATCAAATTTTGATTTGGC
AGAAGATGCTAAATTACAGCTTTCAAAGATACTTACGATGATGATTTAGATAATT
TATTGGCGCAAATTGGAGATCAATATGCTGATTTGTTTTTGGCAGCTAAGAATTT
ATCAGATGCTATTTTACTTTTCAAGATATCCTAAGAGTAAATACTGAAATAACTAAGG
CTCCCCTATCAGCTTCAATGATTAACGCTACGATGAACATCATCAAGACTTGAC
TCTTTTAAAAGCTTTAGTTTCGACAACAACCTCCAGAAAAGTATAAAGAAATCTTTT
TTGATCAATCAAAAAACGGATATGCAGGTTATATTGATGGGGGAGCTAGCCAAG
AAGAATTTTATAAATTTATCAAACCAATTTTAGAAAAAATGGATGGTACTGAGGAA
TTATTGGTGAAACTAAATCGTGAAGATTTGCTGCGCAAGCAACGGACCTTTGAC
AACGGCTCTATTCCCATCAAATTCACTTGGGTGAGCTGCATGCTATTTTGAGAA
GACAAGAAGACTTTTTATCCATTTTTAAAAGACAATCGTGAGAAGATTGAAAAAAT
CTTGACTTTTTCGAATTCCTTATTATGTTGGTCCATTGGCGCGTGGCAATAGTCGT
TTTGCATGGATGACTCGGAAGTCTGAAGAAACAATTACCCCATGGAATTTTGAAG
AAGTTGTCGATAAAGGTGCTTCAGCTCAATCATTTATTGAACGCATGACAAACTT
TGATAAAAATCTTCCAAATGAAAAAGTACTACCAAACATAGTTTGCTTTATGAGT
ATTTTACGGTTTATAACGAATTGACAAAGGTCAAATATGTTACTGAAGGAATGCG
AAAACCAGCATTTCCTTTCAGGTGAACAGAAGAAAGCCATTGTTGATTTACTCTTC
AAAACAAATCGAAAAGTAACCGTTAAGCAATTAAGAAGATTATTTCAAAAAAAT
AGAATGTTTTGATAGTGTTGAAATTTCAAGGAGTTGAAGATAGATTTAATGCTTCAT
TAGGTACCTACCATGATTTGCTAAAATTTAATAAGATAAAGATTTTTTGGATAAT
GAAGAAAATGAAGATATCTTAGAGGATATTGTTTTAACATTGACCTTATTTGAAGA
TAGGGAGATGATTGAGGAAAGACTTAAAACATATGCTCACCTCTTTGATGATAAG
GTGATGAAACAGCTTAAACGTCGCCGTTATACTGGTTGGGGACGTTTGTCTCGA
AAATTGATTAATGGTATTAGGGATAAGCAATCTGGCAAACAATATTAGATTTTTT
GAAATCAGATGGTTTTGCCAATCGCAATTTTATGCAGCTGATCCATGATGATAGT
TTGACATTTAAAGAAGACATTCAAAAGCACAAAGTGTCTGGACAAGGCGATAGTT
TACATGAACATATTGCAAATTTAGCTGGTAGCCCTGCTATTA AAAAAGGTATTTTA
CAGACTGTAAAAGTTGTTGATGAATTGGTCAAAGTAATGGGGCGGCATAAGCCA
GAAAATATCGTTATTGAAATGGCACGTGAAAATCAGACAACCTCAAAGGGCCAG
AAAATTCGCGAGAGCGTATGAAACGAATCGAAGAAGGTATCAAAGAATTAGGA
AGTCAGATTCTTAAAGAGCATCCTGTTGAAAATACTCAATTGCAAATGAAAAGC
TCTATCTCTATTATCTCCAAAATGGAAGAGACATGTATGTGGACCAAGAATTAGA
TATTAATCGTTAAGTGATTATGATGTCGATGCCATTGTTCCACAAAGTTTCCTTA

AAGACGATTCAATAGACAATAAGGTCTTAACGCGTTCTGATAAAAATCGTGGTAA
ATCGGATAACGTTCCAAGTGAAGAAGTAGTCAAAAAGATGAAAACTATTGGAG
ACAACCTTCTAAACGCCAAGTTAATCACTCAACGTAAGTTTGATAATTTAACGAAA
GCTGAACGTGGAGGTTTGAGTGAACCTTGATAAAGCTGGTTTTATCAAACGCCAA
TTGGTTGAAACTCGCCAAATCACTAAGCATGTGGCACAAATTTTGGATAGTCGCA
TGAATACTAAATACGATGAAAATGATAAACTTATTTCGAGAGGTTAAAGTGATTAC
CTTAAAATCTAAATTAGTTTCTGACTTCCGAAAAGATTTCCAATTCTATAAAGTAC
GTGAGATTAACAATTACCATCATGCCATGATGCGTATCTAAATGCCGTCGTTGG
AACTGCTTTGATTAAGAAATATCCAAAACCTTGAATCGGAGTTTGTCTATGGTGAT
TATAAAGTTTATGATGTTTCGTAAAATGATTGCTAAGTCTGAGCAAGAAATAGGCA
AAGCAACCGCAAATATTTCTTTTACTCTAATATCATGAACTTCTTCAAACAGAA
ATTACACTTGCAAATGGAGAGATTGCAAAACGCCCTCTAATCGAACTAATGGG
GAACTGGAGAAATTGTCTGGGATAAAGGGCGAGATTTTGCCACAGTGCGCAA
GTATTGTCCATGCCCAAGTCAATATTGTCAAGAAAACAGAAGTACAGACAGGC
GGATTCTCAAGGAGTCAATTTTACCAAAAAGAAATTCGGACAAGCTTATTGCTC
GTAAAAAAGACTGGGATCCAAAAAATATGGTGGTTTTGATAGTCCAACGGTAG
CTTATTCAGTCCTAGTGGTTGCTAAGGTGGAAAAGGGAAATCGAAGAAGTTAA
AATCCGTTAAAGAGTTACTAGGGATCACAATTATGGAAAGAAGTTCCTTTGAAAA
AAATCCGATTGACTTTTTAGAACTAAAGGATATAAGGAAGTTAAAAAAGACTTA
ATCATTAACTACCTAAATATAGTCTTTTTGAGTTAGAAAACGGTCGTAAACGGA
TGCTGGCTAGTGCCGGAGAATTACAAAAGGAAATGAGCTGGCTCTGCCAAGC
AAATATGTGAATTTTTTATATTTAGCTAGTCATTATGAAAAGTTGAAGGGTAGTCC
AGAAGATAACGAACAAAAACAATTGTTTGTGGAGCAGCATAAGCATTATTTAGAT
GAGATTATTGAGCAAATCAGTGAATTTTCTAAGCGTGTTATTTTAGCAGATGCCA
ATTTAGATAAAGTTCTTAGTGATATAACAAACATAGAGACAAACCAATACGTGA
ACAAGCAGAAAATATTATTCATTTATTTACGTTGACGAATCTTGGAGCTCCCGCT
GCTTTTAAATATTTTGATACAACAATTGATCGTAAACGATATACGTCTACAAAAGA
AGTTTTAGATGCCACTCTTATCCATCAATCCATCACTGGTCTTTATGAAACACGC
ATTGATTTGAGTCAGCTAGGAGGTCCTAGGGGAGGTGGCTCAGAAGGTGGCGG
ATCTGAAGGTGGCTCTGGAactagtATGAGCGATAAAATTATTCACCTGACTGACG
ACAGTTTTGACACGGATGTACTCAAAGCGGACGGGGCGATCCTCGTGCATTTCT
GGGCAGAGTGGTGCGGTCCGTGCAAAATGATCGCCCCGATTCTGGATGAAATC
GCTGACGAATATCAGGGCAAACCTGACCGTTGCAAACTGAACATCGATCAAAC
CCTGGCACTGCGCCGAAATATGGCATCCGTGGTATCCCGACTCTGCTGCTGTTC
AAAAACGGTGAAGTGGCGGCAACCAAAGTGGGTGCACTGTCTAAAGGTCAGTT
GAAAGAGTTCCTCGACGCTAACCTGGCCGGTTCTGGTTCTGGCCATATGCACCA
TCATCATCATATTCTTCTGGTCTGGTGCCACGCGGTTCTGGTATGAAAGAAAC
CGCTGCTGCTAAATTGAAACGCCAGCACATGGACAGCCCAGATCTGGGTACCG
ACGACGACGACAAGGCCATGGCTGATATCggatccCATATGGAATGATGCTCGAT
AAGAAACAGATTCGTGCGATCTTTCTTTTGGAGTTTAAAATGGGTGCGCAAAGCG
GCGGAGACGACGCGTAATATTAACAACGCGTTCGGTCTTGGCACCGCGAACGA
GCGTACCGTGCAATGGTGGTTCAAAAAGTTTCGCAAAGGGCGACGAATCTCTGGA
GGACGAAGAGCGTTCTGGCCGCCCGTCCGAGGTTGACAACGACCAGCTGCGTG
CAATCATCGAAGCTGATCCGCTGACTACCACCCGCGAAGTTGCTGAAGAAGTGA

ATGTGGATCACTCTACTGTGGTTCGCCACCTGAAACAGATCGGTAAAGTAAAA
AACTGGACAAATGGGTTCCCTCATGAACTGTCTGAAAACCAGAAAAACCGTCGTT
TCGAAGTTAGCTCCTCTCTGATTCTGCGTAACAACAACGAACCGTTCCTGGATC
GTATCGTAACCTGTGATGAGAAATGGATTCTGTATGATAACCGTCGCCGCTCTG
CTCAGTGGCTGGATCGCGAAGAAGCTCCAAAACACTTCCCGAAACCGAATCTGC
ACCAGAAGAAAGTCATGGTAACCGTATGGTGGTCTGCCGCAGGTGTTATCCACT
ATTCCTTCCTGAACCCGGGCGAAACTATCACCAGCGAAAAATACTGCCAGCAGA
TTGACGAAATGCACCGTAAACTGCAGCGTCTGCAGCCAGCACTGGTGAATCGTA
AAGGTCCGATCCTGCTGCATGATAACGCCCGTCCGCACGTTGCCCAACCGACC
CTGCAGAAACTGAACGAACTGGGCTATGAAGTTCTGCCACACCCGCCGTACTION
CCGGATCTGTCCCGACTGACTACCATTTCTTCAAGCATCTGGACAACCTTCCTG
CAGGGTAAACGTTTTTACAACCAACAGGACGCAGAAAACGCTTTCCAGGAGTTC
GTCGAAAGCCGTTCCACTGACTTCTACGCGACCGGTATCAACAAGCTGATCAGC
CGTTGGCAGAAATGCGTGGACTGTAACGGCAGCTACTTCGATTAAGACGTCTTA
ATAACTAAAAATATGGTATAATACTCTTAATAAATGCAGTAATACAGGGGCTTTTC
AAGACTGAAGTCTAGCTGAGACAAATAGTGCGATTACGAAATTTTTTAGACAAAA
ATAGTCTACGAGGTTTTAGAGCTATGCTGTTTTGAATGGTCCCAAACGGTTTTTC
CCAGTCACGACGTTGTAAAACGAGTTTTAGAGCTATGCTGTTTTGAATGGTCCCA
AACTTCAGCACACTGAGACTTGTTGAGTTCCATGTTTTAGAGCTATGCTGTTTT
GAATGGACTCCATTCAACATTGCCGATGATAACTTGAGAAAGAGGGTTAATACC
AGCAGTCGGATACCTTCCTATTCTTTCTGTTAAAGCGTTTTTCATGTTATAATAGG
CAAAGAAGAGTAGTGTGATCGTCCATTCCGACAGCATCGCCAGTCACTATGGC
GTGCTGCTAGCGCTATATGCGTTGATGCAATTTCTATGCGCACCCGTTCTCGGA
GCACTGTCCGACCGCTTTGGCCGCCGCCAGTCCCTGCTCGCTTCGCTACTTGG
AGCCACTATCGACTACGCGATCATGGCGACCACACCCGTCCTGTGGATCCTCTA
CGCCGGACGCATCGTGGCCGGCATCACCGGCGCCACAGGTGCGGTTGCTGGC
GCCTATATCGCCGACATCACCGATGGGGAAGATCGGGCTCGCCACTTCGGGCT
CATGAGCGCTTGTTTTCGGCGTGGGTATGGTGGCAGGCCCCCGTGGCCGGGGGA
CTGTTGGGCGCCATCTCCTTGCATGCACCATTCTTTCGCGGCGGCGGTGCTCAA
CGGCCTCAACCTACTACTGGGCTGCTTCCCTAATGCAGGAGTCGCATAAGGGAG
AGCGTCGACCGATGCCCTTGAGAGCCTTCAACCCAGTCAGCTCCTTCCGGTGG
GCGCGGGGCATGACTATCGTCGCCGCACTTATGACTGTCTTCTTTATCATGCAA
CTCGTAGGACAGGTGCCGGCAGCGCTCTGGGTCATTTTCGGCGAGGACCGCTT
TCGCTGGAGCGCGACGATGATCGGCCTGTCGCTTGCGGTATTCGGAATCTTGC
ACGCCCTCGCTCAAGCCTTCGTCACTGGTCCCGCCACCAAACGTTTTCGGCGAG
AAGCAGGCCATTATCGCCGGCATGGCGGCCGACGCGCTGGGCTACGTCTTGCT
GGCGTTTCGCGACGCGAGGCTGGATGGCCTTCCCATTATGATTCTTCTCGCTTC
CGGCGGCATCGGGATGCCCGCGTTCGAGGCCATGCTGTCCAGGCAGGTAGAT
GACGACCATCAGGGACAGCTTCAAGGATCGCTCGCGGCTCTTACCAGCCTAAC
TTCGATCATTGGACCGCTGATCGTCACGGCGATTTATGCCGCCTCGGCGAGCA
CATGGAACGGGTTGGCATGGATTGTAGGCGCCGCCCTATACCTTGTCTGCCTC
CCGCGGTTGCGTTCGCGGTGCATGGAGCCGGGCCACCTCGACCTGAATGGAAG
CCGGCGGCACCTCGCTAACGGATTCACCACTCCAAGAATTGGAGCCAATCAATT
CTTGCGGAGAACTGTGAATGCGCAAACCAACCTTGGCAGAACATATCCATCGC

GTCCGCCATCTCCAGCAGCCGCACGCGGGCGCATCTCGGGCAGCGTTGGGTCC
GGCCACGGGTGCGCATGATCGTGCTCCTGTGCTTGAGGACCCGGCTAGGCTGG
CGGGGTTGCCCTTACTGGTTAGCAGAATGAATCACCGATACGCGAGCGAACGTG
AAGCGACTGCTGCTGCAAACGTCTGCGACCTGAGCAACAACATGAATGGTCTT
CGGTTTCCGTGTTTCGTAAAGTCTGGAAACGCGGAAGTCCCCTACGTGCTGCTG
AAGTTGCCCGCAACAGAGAGTGGAACCAACCGGTGATACCACGATACTATGACT
GAGAGTCAACGCCATGAGCGGCCTCATTTCTTATTCTGAGTTACAACAGTCCGC
ACCGCTGTCCGGTAGCTCCTTCCGGTGGGCGCGGGGCATGACTATCGTCGCCG
CACTTATGACTGTCTTCTTTATCATGCAACTCGTAGGACAGGTGCCGGCAGCGC
CCAACAGTCCCCCGGCCACGGGGCCTGCCACCATAACCACGCCGAAACAAGC
GCCCTGCACCATTATGTTCCGGATCTGCATCGCAGGATGCTGCTGGCTACCCTG
TGGAACACCTACATCTGTATTAACGAAGCGCTAACCGTTTTTATCAGGCTCTGG
GAGGCAGAATAAATGATCATATCGTCAATTATTACCTCCACGGGGAGAGCCTGA
GCAAACCTGGCCTCAGGCATTTGAGAAGCACACGGTCACACTGCTTCCGGTAGTC
AATAAACCGGTAAACCAGCAATAGACATAAGCGGCTATTTAACGACCCTGCCCT
GAACCGACGACCGGGTCAATTTGCTTTCAATTTCTGCCATTCATCCGCTTATT
ATCACTTATTCAGGCGTAGCACCAGGCGTTTAAAGGGCACCAATAACTGCCTTAA
AAAAATTACGCCCCGCCCTGCCACTCATCGCAGTACTGTTGTAATTCATTAAGCA
TTCTGCCGACATGGAAGCCATCACAGACGGCATGATGAACCTGAATCGCCAGC
GGCATCAGCACCTTGTCGCCTTGCGTATAATATTTGCCCATGGTGAAAACGGGG
GCGAAGAAGTTGTCCATATTGGCCACGTTTAAATCAAACCTGGTGAAACTCACC
CAGGGATTGGCTGAGACGAAAAACATATTCTCAATAAACCTTTAGGGAAATAG
GCCAGTTTTTCACCGTAACACGCCACATCTTGCGAATATATGTGTAGAACTGC
CGGAAATCGTCGTGGTATTCACTCCAGAGCGATGAAAACGTTTCAGTTTGCTCA
TGGAACCGGTGTAACAAGGGTGAACACTATCCCATATCACCAGCTCACCCTCT
TTCATTGCCATACG

pRC2306

GAATTCGGATGAGCATTATCAGGCGGGCAAGAATGTGAATAAAGGCCGGAT
AAAACCTTGCTTATTTTTCTTTACGGTCTTTAAAAGGCCGTAATATCCAGCTGA
ACGGTCTGGTTATAGGTACATTGAGCAACTGACTGAAATGCCTCAAATGTTCTT
TACGATGCCATTGGGATATATCAACGGTGGTATATCCAGTGATTTTTTTCTCCAT
TTTAGCTTCCTTAGCTCCTGAAAATCTCGATAACTCAAAAAATACGCCCGGTAGT
GATCTTATTTTATTATGGTGAAAGTTGGAACCTCTTACGTGCCGATCAACGTCTC
ATTTTCGCCAAAAGTTGGCCCAGGGCTTCCCGGTATCAACAGGGACACCAGGAT
TTATTTATTCTGCGAAGTGATCTTCCGTACAGGTATTTATTCGGCGCAAAGTGC
GTCGGGTGATGCTGCCAACTTACTGATTTAGTGTATGATGGTGTTTTTGAGGTG
CTCCAGTGGCTTCTGTTTCTATCAGCTGTCCCTCCTGTTTCAGCTACTGACGGGG
TGGTGCGTAACGGCAAAGCACCGCCGGACATCAGCGCTAGCGGAGTGATAC
TGGCTTACTATGTTGGCACTGATGAGGGTGTGAGTGAAGTGCTTCATGTGGCAG
GAGAAAAAAGGCTGCACCGGTGCGTCAGCAGAATATGTGATACAGGATATATTC
CGCTTCCTCGCTCACTGACTCGCTACGCTCGGTGCTTCGACTGCGGCGAGCGG
AAATGGCTTACGAACGGGGCGGAGATTTCTGGAAGATGCCAGGAAGATACTTA

ACAGGGAAGTGAGAGGGCCGCGGCAAAGCCGTTTTTCCATAGGCTCCGCCCC
CTGACAAGCATCACGAAATCTGACGCTCAAATCAGTGGTGGCGAAACCCGACA
GGACTATAAAGATACCAGGCGTTTCCCCTGGCGGCTCCCTCGTGCCTCTCT
GTTCTGCTTTTCGTTTACCGGTGTCATTCCGCTGTTATGGCCGCGTTTGTCT
CATTCCACGCCTGACACTCAGTTCGGGTAGGCAGTTCGCTCCAAGCTGGACT
GTATGCACGAACCCCCGTTTCCAGTCCGACCGCTGCGCCTTATCCGGTAACTATC
GTCTTGAGTCCAACCCGAAAGACATGCAAAGCACCCTGGCAGCAGCCACT
GGTAATTGATTTAGAGGAGTTAGTCTTGAAGTCATGCGCCGGTTAAGGCTAAAC
TGAAAGGACAAGTTTTGGTGACTGCGCTCCTCCAAGCCAGTTACCTCGGTTCAA
AGAGTTGGTAGCTCAGAGAACCCTTCGAAAACCGCCCTGCAAGGCGGTTTTTTC
GTTTTCAGAGCAAGAGATTACGCGCAGACCAAACGATCTCAAGAAGATCATCT
TATTAATCAGATAAAATATTTCTAGATTTTCAAGTGCATTTTATCTCTTCAAATGTAG
CACCTGAAGTCAGCCCCATACGATATAAGTTGTAATTCTCATGTTTGACAGCTTA
TCATCGATAAGCTTTAATGCGGTAGTTTATCACAGTTAAATTGCTAACGCAGTCA
GGCACCGTGTATGAAATCTAACAATGCGCTCATCGTCATCCTCGGCACCGTCAC
CCTGGATGCTGTAGGCATAGGCTTGGTTATGCCGGTACTGCCGGGCCTCTTGC
GGGATTACGAAATCATCCTGTGGAGCTTAGTAGGTTTAGCAAGATGGCAGCGCC
TAAATGTAGAATGATAAAAGGATTAAGAGATTAATTTCCCTAAAATGATAAAACA
AGCGTTTTGAAAGCGCTTGTTTTTTTGGTTTGCAGTCAGAGTAGAATAGAAGTAT
CAAAAAAGCACCGACTCGGTGCCACTTTTTCAAGTTGATAACGGACTAGCCTT
ATTTAACTTGCTATGCTGTTTTGAATGGTTCCAACAAGATTATTTTATAACTTTTA
TAACAATAATCAAGGAGAAATTCAAAGAAATTTATCAGCCATAAAACAATACTTA
ATACTATAGAATGATAACAAAATAAACTACTTTTTAAAAGAATTTTGTGTTATAATC
TATTTATTATTAAGTATTGGGTAATATTTTTGAAGAGATATTTTAAAAAGAAAA
TTAAAGCATATTAACCTAATTTTCGGAGGTCATTAAACTATTATTGAAATCATCAA
ACTCATTATGGATTTAATTTAACTTTTTATTTTAGGAGGCAACATATGGAAATGA
TGCTCGATAAGAAACAGATTCGTGCGATCTTCTCTTTGAGTTTAAAATGGGTCG
CAAAGCGGCGGAGACGACGCGTAATATTAACAACGCGTTCGGTCTGACCG
CGAACGAGCGTACCGTGCAATGGTGGTTCAAAAAGTTTCGCAAAGGCGACGAA
TCTCTGGAGGACGAAGAGCGTTCTGGCCGCCGTCCGAGGTTGACAACGACCA
GCTGCGTGCAATCATCGAAGCTGATCCGCTGACTACCACCCGCGAAGTTGCTG
AAGAACTGAATGTGGATCACTCTACTGTGGTTCGCCACCTGAAACAGATCGGTA
AAGTAAAAAACTGGACAAATGGGTTCTCATGAACTGTCTGAAAACCAGAAAA
CCGTCGTTTCGAAGTTAGCTCCTCTCTGATTCTGCGTAACAACAACGAACCGTT
CCTGGATCGTATCGTAACCTGTGATGAGAAATGGATTCTGTATGATAACCGTCG
CCGCTCTGCTCAGTGGCTGGATCGCGAAGAAGCTCCAAAACACTTCCCGAAAC
CGAATCTGCACCAGAAGAAAGTCATGGTAACCGTATGGTGGTCTGCCGCAGGT
GTTATCCACTATTCCTTCTGAACCCGGGCGAAACTATCACCAGCGAAAAATACT
GCCAGCAGATTGACGAAATGCACCGTAACTGCAGCGTCTGCAGCCAGCACTG
GTGAATCGTAAAGGTCCGATCCTGCTGCATGATAACGCCCGTCCGCACGTTGCC
CAACCGACCCTGCAGAACTGAACGAACCTGGGCTATGAAGTTCTGCCACACCC
GCCGTACTCCCCGGATCTGTCCCCGACTGACTACCATTTCTTCAAGCATCTGGA
CAACTTCTGCAGGGTAAACGTTTTTCAACAACCAACAGGACGCAGAAAACGCTTT
CCAGGAGTTCGTGAAAGCCGTTCCACTGACTTCTACGCGACCGGTATCAACAA

GCTGATCAGCCGTTGGCAGAAATGCGTGGACTGTAACGGCAGCTACTTCGATTA
AGGATCCTCTAGAGTCGACCGATGCCCTTGAGAGCCTTCAACCCAGTCAGCTCC
TTCCGGTGGGCGCGGGGCATGACTATCGTCGCCGCACTTATGACTGTCTTCTTT
ATCATGCAACTCGTAGGACAGGTGCCGGCAGCGCTCTGGGTCAATTTTCGGCGA
GGACCGCTTTCGCTGGAGCGCGACGATGATCGGCCTGTCGCTTGCGGTATTGCG
GAATCTTGACGCCCTCGCTCAAGCCTTCGTCACTGGTCCCGCCACCAAACGTT
TCGGCGAGAAGCAGGCCATTATCGCCGGCATGGCGGCCGACGCGCTGGGCTA
CGTCTTGCTGGCGTTCGCGACGCGAGGCTGGATGGCCTTCCCCATTATGATTCT
TCTCGCTTCCGGCGGCATCGGGATGCCCGCGTTGCAGGCCATGCTGTCCAGGC
AGGTAGATGACGACCATCAGGGACAGCTTCAAGGATCGCTCGCGGCTCTTACC
AGCCTAACTTCGATCATTGGACCGCTGATCGTCACGGCGATTTATGCCGCCTCG
GCGAGCACATGGAACGGGTGGCATGGATTGTAGGCGCCGCCCTATACCTTGT
CTGCCTCCCCGCGTTGCGTCGCGGTGCATGGAGCCGGGCCACCTCGACCTGAA
TGGAAGCCGGCGGCACCTCGCTAACGGATTCACTCCAAGAATTGGAGCCA
ATCAATTCTTGGGAGAAGTGTGAATGCGCAAACCAACCCTTGGCAGAACATAT
CCATCGCGTCCGCCATCTCCAGCAGCCGCACGCGGCATCTCGGGCAGCGTT
GGGTCTGGCCACGGGTGCGCATGATCGTGCTCCTGTGCTTGGAGACCCGGCT
AGGCTGGCGGGGTTGCCTTACTGGTTAGCAGAATGAATCACCGATAACGCGAGC
GAACGTGAAGCGACTGCTGCTGCAAAACGTCTGCGACCTGAGCAACAACATGA
ATGGTCTTCGGTTTCCGTGTTTCGTAAAGTCTGGAAACGCGGAAGTCCCCTACG
TGCTGCTGAAGTTGCCCGAACAGAGAGTGGAACCAACCGGTGATAACCACGAT
ACTATGACTGAGAGTCAACGCCATGAGCGGCCTCATTTCTTATTCTGAGTTACAA
CAGTCCGCACCGCTGTCCGGTAGCTCCTTCCGGTGGGCGCGGGGCATGACTAT
CGTCGCCGCACTTATGACTGTCTTCTTTATCATGCAACTCGTAGGACAGGTGCC
GGCAGCGCCCAACAGTCCCCCGGCCACGGGGCCTGCCACCATAACCACGCCG
AAACAAGCGCCCTGCACCATTATGTTCCGGATCTGCATCGCAGGATGCTGCTGG
CTACCCTGTGGAACACCTACATCTGTATTAACGAAGCGCTAACCGTTTTTATCAG
GCTCTGGGAGGCAGAATAAATGATCATATCGTCAATTATTACCTCCACGGGGAG
AGCCTGAGCAAACCTGGCCTCAGGCATTTGAGAAGCACACGGTCACACTGCTTCC
GGTAGTCAATAAACCGGTAAACCAGCAATAGACATAAGCGGCTATTTAACGACC
CTGCCCTGAACCGACGACCGGGTGAATTTGCTTTTGAATTTCTGCCATTCATC
CGCTTATTACTTATTTCAGGCGTAGCACCAGGCGTTTAAGGGCACCAATAAC
TGCCTTAAAAAATTACGCCCCGCCCTGCCACTCATCGCAGTACTGTTGTAATTC
ATTAAGCATTCTGCCGACATGGAAGCCATCACAGACGGCATGATGAACCTGAAT
CGCCAGCGGCATCAGCACCTTGTGCGCTTGGCGTATAATATTTGCCCATGGTGAA
AACGGGGGCGAAGAAGTTGTCCATATTGGCCACGTTTAAATCAAACCTGGTGAA
ACTCACCCAGGGATTGGCTGAGACGAAAACATATTCTCAATAAACCCTTTAGG
GAAATAGGCCAGGTTTTACCGTAACACGCCACATCTTGCGAATATATGTGTAG
AAACTGCCGGAAATCGTCGTGGTATTCACTCCAGAGCGATGAAAACGTTTCAGT
TTGCTCATGGAAAACGGTGTAACAAGGGTGAACACTATCCCATATCACCCAGCTC
ACCGTCTTTCATTGCCATACG

GAATTCCGGATGAGCATTTCATCAGGCGGGCAAGAATGTGAATAAAGGCCGGAT
AAAAC TTGTGCTTATTTTTCTTTACGGTCTTTAAAAAGGCCGTAATATCCAGCTGA
ACGGTCTGGTTATAGGTACATTGAGCAACTGACTGAAATGCCTCAAAATGTTCTT
TACGATGCCATTGGGATATATCAACGGTGGTATATCCAGTGATTTTTTTCTCCAT
TTAGCTTCCTTAGCTCCTGAAAATCTCGATAACTCAAAAAATACGCCCGGTAGT
GATCTTATTTTATTATGGTGAAAGTTGGAACCTCTTACGTGCCGATCAACGTCTC
ATTTTCGCCAAAAGTTGGCCCAGGGCTTCCCGGTATCAACAGGGACACCAGGAT
TTATTTATTCTGCGAAGTGATCTTCCGTACAGGTATTTATTTCGGCGCAAAGTGC
GTCGGGTGATGCTGCCAACTTACTGATTTAGTGTATGATGGTGTTTTTGAGGTG
CTCCAGTGGCTTCTGTTTTCTATCAGCTGTCCCTCCTGTTTCAGCTACTGACGGGG
TGGTGCGTAACGGCAAAGCACCGCCGGACATCAGCGCTAGCGGAGTGTATAC
TGGCTTACTATGTTGGCACTGATGAGGGTGTGAGTGAAGTGCTTCATGTGGCAG
GAGAAAAAGGCTGCACCGGTGCGTCAGCAGAATATGTGATACAGGATATATTC
CGCTTCTCGCTCACTGACTCGCTACGCTCGGTCTGTTTCGACTGCGGCGAGCGG
AAATGGCTTACGAACGGGGCGGAGATTTCTGGAAGATGCCAGGAAGATACTTA
ACAGGGAAGTGAGAGGGCCGCGCAAAGCCGTTTTTCCATAGGCTCCGCCCCC
CTGACAAGCATCACGAAATCTGACGCTCAAATCAGTGGTGGCGAAACCCGACA
GGACTATAAAGATACCAGGCGTTTTCCCCTGGCGGCTCCCTCGTGCGCTCTCCT
GTTCTGCTTTTCGGTTTACCGGTGTCATTCCGCTGTTATGGCCGCGTTTGTCT
CATTCCACGCCTGACACTCAGTTCGGGGTAGGCAGTTCGCTCCAAGCTGGACT
GTATGCACGAACCCCCGTTTCAGTCCGACCGCTGCGCCTTATCCGGTAACTATC
GTCTTGAGTCCAACCCGGAAAGACATGCAAAGCACCACTGGCAGCAGCCACT
GGTAATTGATTTAGAGGAGTTAGTCTTGAAGTCATGCGCCGGTTAAGGCTAAAC
TGAAAGGACAAGTTTTGGTGACTGCGCTCCTCCAAGCCAGTTACCTCGGTTCAA
AGAGTTGGTAGCTCAGAGAACCCTTCGAAAAACCGCCCTGCAAGGCGGTTTTTTC
GTTTTCAGAGCAAGAGATTACGCGCAGACCAAACGATCTCAAGAAGATCATCT
TATTAATCAGATAAAATATTTCTAGATTTTCAGTGCAATTTATCTCTTCAAATGTAG
CACCTGAAGTCAGCCCCATACGATATAAGTTGTAATTCTCATGTTTGACAGCTTA
TCATCGATAAGCTTTAATGCGGTAGTTTATCACAGTTAAATTGCTAACGCAGTCA
GGCACCGTGTATGAAATCTAACAAATGCGCTCATCGTCATCCTCGGCACCGTCAC
CCTGGATGCTGTAGGCATAGGCTTGGTTATGCCGGTACTGCCGGGCTCTTGC
GGGATTACGAAATCATCCTGTGGAGCTTAGTAGGTTTAGCAAGATGGCAGCGCC
TAAATGTAGAATGATAAAAGGATTAAGAGATTAATTTCCCTAAAAATGATAAAACA
AGCGTTTTGAAAGCGCTTGTTTTTTTGGTTTGCAGTCAGAGTAGAATAGAAGTAT
CAAAAAAAGCACCGACTCGGTGCCACTTTTTCAAGTTGATAACGGACTAGCCTT
ATTTAACTTGCTATGCTGTTTTGAATGGTTCCAACAAGATTATTTTATAACTTTTA
TAACAAATAATCAAGGAGAAATTCAAAGAAATTTATCAGCCATAAAACAATACTTA
ATACTATAGAATGATAACAAAATAAACTACTTTTTAAAAGAATTTTGTGTTATAATC
TATTTATTATTAAGTATTGGGTAATATTTTTTTGAAGAGCGGCCGCGCACGATCTC
GACACTCGAGATGGATAAGAAATACTCAATAGGCTTAGCTATCGGCACAAATAG
CGTCGGATGGGCGGTGATCACTGATGAATATAAGGTTCCGTCTAAAAAGTTCAA
GGTTCTGGGAAATACAGACCGCCACAGTATCAAAAAAATCTTATAGGGGCTCT
TTTATTTGACAGTGGAGAGACAGCGGAAGCGACTCGTCTCAAACGGACAGCTC
GTAGAAGGTATACACGTCCGAAGAATCGTATTTGTTATCTACAGGAGATTTTTTC

AAATGAGATGGCGAAAGTAGATGATAGTTTCTTTCATCGACTTGAAGAGTCTTTT
TTGGTGGAGAAGACAAGAAGCATGAACGTCATCCTATTTTTGGAAATATAGTAG
ATGAAGTTGCTTATCATGAGAAATATCCAACCTATCTATCATCTGCGAAAAAATT
GGTAGATTCTACTGATAAAGCGGATTTGCGCTTAATCTATTTGGCCTTAGCGCAT
ATGATTAAGTTTCGTGGTCATTTTTGATTGAGGGAGATTTAAATCCTGATAATAG
TGATGTGGACAAACTATTTATCCAGTTGGTACAAACCTACAATCAATTATTTGAA
GAAAACCCTATTAACGCAAGTGGAGTAGATGCTAAAGCGATTCTTTCTGCACGA
TTGAGTAAATCAAGACGATTAGAAAATCTCATTGCTCAGCTCCCCGGTGAGAAG
AAAAATGGCTTATTTGGGAATCTCATTGCTTTGTCATTGGGTTTGACCCCTAATT
TTAAATCAAATTTTGATTTGGCAGAAGATGCTAAATTACAGCTTTCAAAGATACT
TACGATGATGATTTAGATAATTTATTGGCGCAAATTGGAGATCAATATGCTGATT
TGTTTTTGGCAGCTAAGAATTTATCAGATGCTATTTTACTTTTACAGATATCCTAAGA
GTAAATACTGAAATAACTAAGGCTCCCCTATCAGCTTCAATGATTAACGCTACG
ATGAACATCATCAAGACTTGACTCTTTTAAAAGCTTTAGTTTCGACAACAACCTCC
AGAAAAGTATAAAGAAATCTTTTTGATCAATCAAAAACGGATATGCAGGTTAT
ATTGATGGGGGAGCTAGCCAAGAAGAATTTTATAAATTTATCAAACCAATTTTAG
AAAAATGGATGGTACTGAGGAATTATTGGTGAAACTAAATCGTGAAGATTTGCT
GCGCAAGCAACGGACCTTTGACAACGGCTCTATTCCCATCAAATCACTTGGG
TGAGCTGCATGCTATTTTGAGAAGACAAGAAGACTTTTATCCATTTTTAAAAGAC
AATCGTGAGAAGATTGAAAAAATCTTGACTTTTCGAATTCCTTATTATGTTGGTCC
ATTGGCGCGTGGAATAGTCGTTTTGCATGGATGACTCGGAAGTCTGAAGAAAC
AATTACCCCATGGAATTTGAAGAAGTTGTGATAAAGGTGCTTCAGCTCAATCA
TTTATTGAACGCATGACAACTTTGATAAAAATCTTCCAATGAAAAAGTACTACC
AAACATAGTTTGCTTTATGAGTATTTACGGTTTATAACGAATTGACAAAGGTCA
AATATGTTACTGAAGGAATGCGAAAACCAGCATTCTTTTTCAGGTGAACAGAAGAA
AGCCATTGTTGATTTACTCTTCAAACAATCGAAAAGTAACCGTTAAGCAATTA
AAAGAAGATTATTTCAAAAAAATAGAATGTTTTGATAGTGTTGAAATTTTCAGGAGT
TGAAGATAGATTTAATGCTTCATTAGGTACCTACCATGATTTGCTAAAAATTATTA
AAGATAAAGATTTTTTGGATAATGAAGAAAATGAAGATATCTTAGAGGATATTGTT
TTAACATTGACCTTATTTGAAGATAGGGAGATGATTGAGGAAAGACTTAAACAT
ATGCTCACCTCTTTGATGATAAGGTGATGAAACAGCTTAAACGTCGCCGTTATAC
TGGTTGGGGACGTTTGTCTCGAAAATTGATTAATGGTATTAGGGATAAGCAATCT
GGCAAAACAATATTAGATTTTTTGAATCAGATGGTTTTGCCAATCGCAATTTTAT
GCAGCTGATCCATGATGATAGTTTGACATTTAAAGAAGACATTCAAAAAGCACAA
GTGTCTGGACAAGGCGATAGTTTACATGAACATATTGCAAATTTAGCTGGTAGC
CCTGCTATTA AAAAAGGTATTTTACAGACTGTAAAAGTTGTTGATGAATTGGTCA
AAGTAATGGGGCGGCATAAGCCAGAAAATATCGTTATTGAAATGGCACGTGAAA
ATCAGACAACCTCAAAGGGGCCAGAAAATTCGCGAGAGCGTATGAAACGAATCG
AAGAAGGTATCAAAGAATTAGGAAGTCAGATTCTTAAAGAGCATCCTGTTGAAAA
TACTCAATTGCAAATGAAAAGCTCTATCTCTATTATCTCCAAAATGGAAGAGAC
ATGTATGTGGACCAAGAATTAGATATTAATCGTTTAAAGTGATTATGATGTCGATG
CCATTGTTCCACAAAGTTTCCTTAAAGACGATTCAATAGACAATAAGGTCTTAAC
GCGTTCTGATAAAAATCGTGGTAAATCGGATAACGTTCCAAGTGAAGAAGTAGT
CAAAAAGATGAAAACTATTGGAGACAACCTTCTAAACGCCAAGTTAATCACTCAA

CGTAAGTTTGATAATTTAACGAAAGCTGAACGTGGAGGTTTGAGTGAACCTTGATA
AAGCTGGTTTTATCAAACGCCAATTGGTTGAAACTCGCCAAATCACTAAGCATGT
GGCACAAATTTTGGATAGTCGCATGAATACTAAATACGATGAAAATGATAAACTT
ATTCGAGAGGTTAAAGTGATTACCTTAAAATCTAAATTAGTTTCTGACTTCCGAAA
AGATTTCCAATTCTATAAAGTACGTGAGATTAACAATTACCATCATGCCCATGAT
GCGTATCTAAATGCCGTCGTTGGAAGCTGCTTTGATTAAGAAATATCCAAAACCTTG
AATCGGAGTTTGTCTATGGTGATTATAAAGTTTATGATGTTTCGTAAAATGATTGCT
AAGTCTGAGCAAGAAATAGGCAAAGCAACCGCAAATATTTCTTTTACTCTAATA
TCATGAACTTCTTCAAACAGAAATTACACTTGCAAATGGAGAGATTTCGCAAACG
CCCTCTAATCGAAACTAATGGGGAAACTGGAGAAATTGTCTGGGATAAAGGGCG
AGATTTTGCCACAGTGCACAAAGTATTGTCCATGCCCAAGTCAATATTGTCAAG
AAACAGAAGTACAGACAGGCGGATTCTCCAAGGAGTCAATTTTACCAAAAAGA
AATTCGGACAAGCTTATTGCTCGTAAAAAAGACTGGGATCCAAAAAATATGGTG
GTTTTGATAGTCCAACGGTAGCTTATTAGTCCCTAGTGGTTGCTAAGGTGGAAAA
AGGGAAATCGAAGAAGTTAAATCCGTTAAAGAGTTACTAGGGATCACAATTATG
GAAAGAAGTTCCTTTGAAAAAATCCGATTGACTTTTTAGAAAGCTAAAGGATATA
AGGAAGTTAAAAAAGACTTAATCATTAAACTACCTAAATATAGTCTTTTTGAGTTA
GAAAACGGTCGTAAACGGATGCTGGCTAGTGCCGGAGAATTACAAAAGGAAAT
GAGCTGGCTCTGCCAAGCAAATATGTGAATTTTTTATATTTAGCTAGTCATTATG
AAAAGTTGAAGGGTAGTCCAGAAGATAACGAACAAAAACAATTGTTTGTGGAGC
AGCATAAGCATTATTTAGATGAGATTATTGAGCAAATCAGTGAATTTTCTAAGCG
TGTTATTTTAGCAGATGCCAATTTAGATAAAGTTCTTAGTGCATATAACAAACATA
GAGACAAACCAATACGTGAACAAGCAGAAAATATTATTCATTTATTTACGTTGAC
GAATCTTGGAGCTCCCGCTGCTTTTAAATATTTTGATACAACAATTGATCGTAAA
CGATATACGTCTACAAAAGAAGTTTTAGATGCCACTCTTATCCATCAATCCATCA
CTGGTCTTTATGAAACACGCATTGATTTGAGTCAGCTAGGAGGTCCTAGGGGAG
GTGGCTCAGAAGGTGGCGGATCTGAAGGTGGCTCTGGAactagtATGAGCGATAA
AATTATTCACCTGACTGACGACAGTTTTGACACGGATGTAICTCAAAGCGGACGG
GGCGATCCTCGTCGATTTCTGGGCAGAGTGGTGCGGTCCGTGCAAATGATCG
CCCCGATTCTGGATGAAATCGCTGACGAATATCAGGGCAAACCTGACCGTTGCAA
AACTGAACATCGATCAAACCCTGGCACTGCGCCGAAATATGGCATCCGTGGTA
TCCCGACTCTGCTGCTGTTCAAAAACGGTGAAGTGGCGGCAACCAAAGTGGGT
GCACTGTCTAAAGGTCAGTTGAAAGAGTTCCTCGACGCTAACCTGGCCGGTTCT
GGTTCTGGCCATATGCACCATCATCATCATTCTTCTGGTCTGGTGCCACGC
GGTTCTGGTATGAAAGAAACCGCTGCTGCTAAATTCGAACGCCAGCACATGGAC
AGCCCAGATCTGGGTACCGACGACGACGACAAGGCCATGGCTGATATCggatccC
ATATGGAAATGATGCTCGATAAGAAACAGATTCGTGCGATCTTCTCTTTGAGTT
TAAAATGGGTCGCAAAGCGGCGGAGACGACGCGTAATATTAACAACGCGTTTCG
GTCCTGGCACCGCGAACGAGCGTACCGTGCAATGGTGGTTCAAAAAGTTTCGC
AAAGGCGACGAATCTCTGGAGGACGAAGAGCGTTCTGGCCGCCCGTCCGAGGT
TGACAACGACCAGCTGCGTGCAATCATCGAAGCTGATCCGCTGACTACCACCC
GCGAAGTTGCTGAAGAAGTGAATGTGGATCACTCTACTGTGGTTCCGCCACCTGA
AACAGATCGGTAAAGTAAAAAACTGGACAAATGGGTTCTCATGAACTGTCTG
AAAACCAGAAAACCGTCGTTTCGAAGTTAGCTCCTCTCTGATTCTGCGTAACAA

CAACGAACCGTTCCTGGATCGTATCGTAACCTGTGATGAGAAATGGATTCTGTA
TGATAACCGTCGCCGCTCTGCTCAGTGGCTGGATCGCGAAGAAGCTCCAAAAC
ACTTCCCGAAACCGAATCTGCACCAGAAGAAAGTCATGGTAACCGTATGGTGGT
CTGCCGCAGGTGTTATCCACTATTCCTTCCTGAACCCGGGCGAAACTATCACCA
GCGAAAAATACTGCCAGCAGATTGACGAAATGCACCGTAAACTGCAGCGTCTGC
AGCCAGCACTGGTGAATCGTAAAGGTCCGATCCTGCTGCATGATAACGCCCGTC
CGCACGTTGCCCAACCGACCCTGCAGAAACTGAACGAACTGGGCTATGAAGTT
CTGCCACACCCGCCGTACTIONCCCGGATCTGTCCCGACTGACTACCATTTCTTC
AAGCATCTGGACAACCTCCTGCAGGGTAAACGTTTTTCACAACCAACAGGACGCA
GAAAACGCTTTCAGGAGTTCGTGCGAAAGCCGTTCCACTGACTTCTACGCGACC
GGTATCAACAAGCTGATCAGCCGTTGGCAGAAATGCGTGGACTGTAACGGCAG
CTACTTCGATTAAGACGTCTTAATAACTAAAATATGGTATAATACTCTTAATAAA
TGCAGTAATACAGGGGCTTTTTCAAGACTGAAGTCTAGCTGAGACAAATAGTGCG
ATTACGAAATTTTTAGACAAAAATAGTCTACGAGGTTTTAGAGCTATGCTGTTTT
GAATGGTCCCAAACGGTTTTCCAGTCACGACGTTGTAAAACGAGTTTTAGAG
CTATGCTGTTTTGAATGGTCCCAAACCTCAGCACACTGAGACTTGTTGAGTTCC
ATGTTTTAGAGCTATGCTGTTTTGAATGGACTCCATTCAACATTGCCGATGATAA
CTTGAGAAAGAGGGTTAATACCAGCAGTCGGATACCTTCCTATTCTTTCTGTTAA
AGCGTTTTCATGTTATAATAGGCAAAGAAGAGTAGTGTGATCGTCCATTCCGAC
AGCATCGCCAGTCACTATGGCGTGCTGCTAGCGCTATATGCGTTGATGCAATTT
CTATGCGCACCCGTTCTCGGAGCACTGTCCGACCGTTTTGGCCGCCGCCAGT
CCTGCTCGCTTCGCTACTTGGAGCCACTATCGACTACGCGATCATGGCGACCAC
ACCCGTCCTGTGGATCCTCTACGCCGGACGCATCGTGGCCGGCATCACCGGCG
CCACAGGTGCGGTTGCTGGCGCCTATATCGCCGACATCACCGATGGGGAAGAT
CGGGCTCGCCACTTCGGGCTCATGAGCGCTTGTTTCGGCGTGGGTATGGTGGC
AGGCCCCGTGGCCGGGGGACTGTTGGGCGCCATCTCCTTGCATGCACCATTCC
TTGCGGGCGGCGGTGCTCAACGGCCTCAACCTACTACTGGGCTGCTTCCTAATG
CAGGAGTCGCATAAGGGAGAGCGTCGACCGATGCCCTTGAGAGCCTTCAACCC
AGTCAGCTCCTTCCGGTGGGCGCGGGGCATGACTATCGTCGCCGCACTTATGA
CTGTCTTCTTTATCATGCAACTCGTAGGACAGGTGCCGGCAGCGCTCTGGGTCA
TTTTCGGCGAGGACCGCTTTCGCTGGAGCGCGACGATGATCGGCCTGTGCTT
GCGGTATTCGGAATCTTGCACGCCCTCGCTCAAGCCTTCGTCACTGGTCCCGC
CACCAAACGTTTCGGCGAGAAGCAGGCCATTATCGCCGGCATGGCGGCCGACG
CGCTGGGCTACGTCTTGCTGGCGTTCGCGACGCGAGGCTGGATGGCCTTCCCC
ATTATGATTCTTCTCGCTTCGGCGGCATCGGGATGCCCGCGTTGCAGGCCATG
CTGTCCAGGCAGGTAGATGACGACCATCAGGGACAGCTTCAAGGATCGCTCGC
GGCTCTTACCAGCCTAACTTCGATCATTGGACCGCTGATCGTCACGGCGATTTA
TGCCGCCTCGGCGAGCACATGGAACGGGTTGGCATGGATTGTAGGCGCCGCC
CTATACCTTGTCTGCCTCCCCGCGTTGCGTCGCGGTGCATGGAGCCGGGCCAC
CTCGACCTGAATGGAAGCCGGCGGCACCTCGCTAACGGATTCACCACTCCAAG
AATTGGAGCCAATCAATTCTTGCGGAGAACTGTGAATGCGCAAACCAACCCTTG
GCAGAACATATCCATCGCGTCCGCCATCTCCAGCAGCCGCACGCGGGCGCATCT
CGGGCAGCGTTGGGTCTGGCCACGGGTGCGCATGATCGTGCTCCTGTGCTTG
AGGACCCGGCTAGGCTGGCGGGGTTGCCTTACTGGTTAGCAGAATGAATCACC

GATACGCGAGCGAACGTGAAGCGACTGCTGCTGCAAAACGTCTGCGACCTGAG
CAACAACATGAATGGTCTTCGGTTTCCGTGTTTCGTAAAGTCTGGAAACGCGGA
AGTCCCCTACGTGCTGCTGAAGTTGCCCGCAACAGAGAGTGGAAACCAACCGGT
GATACCACGATACTATGACTGAGAGTCAACGCCATGAGCGGCCTCATTCTTAT
TCTGAGTTACAACAGTCCGCACCGCTGTCCGGTAGCTCCTTCCGGTGGGCGCG
GGGCATGACTATCGTCGCCGCACTTATGACTGTCTTCTTTATCATGCAACTCGTA
GGACAGGTGCCGGCAGCGCCCAACAGTCCCCCGGCCACGGGGCCTGCCACCA
TACCCACGCCGAAACAAGCGCCCTGCACCATTATGTTCCGGATCTGCATCGCAG
GATGCTGCTGGCTACCCTGTGGAACACCTACATCTGTATTAACGAAGCGCTAAC
CGTTTTTATCAGGCTCTGGGAGGCAGAATAAATGATCATATCGTCAATTATTACC
TCCACGGGGAGAGCCTGAGCAAACCTGGCCTCAGGCATTTGAGAAGCACACGGT
CACACTGCTTCCGGTAGTCAATAAACCGGTAAACCAGCAATAGACATAAGCGGC
TATTTAACGACCCTGCCCTGAACCGACGACCGGGTTCGAATTTGCTTTCGAATTT
CTGCCATTTCATCCGCTTATTATCACTTATTCAGGCGTAGCACCAGGCGTTTAAGG
GCACCAATAACTGCCTTAAAAAATTACGCCCCGCCCTGCCACTCATCGCAGTA
CTGTTGTAATTCATTAAGCATTCTGCCGACATGGAAGCCATCACAGACGGCATG
ATGAACCTGAATCGCCAGCGGCATCAGCACCTTGTGCGCCTTGGGTATAATTTT
GCCCATGGTGAAAACGGGGGCGAAGAAGTTGCCATATTGGCCACGTTTAAATC
AAAACCTGGTGAAACTCACCCAGGGATTGGCTGAGACGAAAACATATTCTCAAT
AAACCCTTTAGGGAAATAGGCCAGGTTTTCCCGTAACACGCCACATCTTGCGA
ATATATGTGTAGAAACTGCCGGAAATCGTCGTGGTATTCACTCCAGAGCGATGA
AAACGTTTTAGTTTTGCTCATGGAAAACGGTGTAACAAGGGTGAACACTATCCCA
TATCACCAGCTCACCGTCTTTCATTGCCATACG

pRC2308

GAATTCGGATGAGCATTTCATCAGGCGGGCAAGAATGTGAATAAAGGCCGGAT
AAAACCTTGTGCTTATTTTTCTTTACGGTCTTTAAAAAGGCCGTAATATCCAGCTGA
ACGGTCTGGTTATAGGTACATTGAGCAACTGACTGAAATGCCTCAAATGTTCTT
TACGATGCCATTGGGATATATCAACGGTGGTATATCCAGTGATTTTTTTCTCCAT
TTTAGCTTCCTTAGCTCCTGAAAATCTCGATAACTCAAAAATACGCCCGGTAGT
GATCTTATTTTCATTATGGTGAAAGTTGGAACCTCTTACGTGCCGATCAACGTCTC
ATTTTCGCCAAAAGTTGGCCAGGGCTTCCCGGTATCAACAGGGACACCAGGAT
TTATTTATTCTGCGAAGTGATCTTCCGTCACAGGTATTTATTCGGCGCAAAGTGC
GTCCGGGTGATGCTGCCAACTTACTGATTTAGTGTATGATGGTGTTTTTGAGGTG
CTCCAGTGGCTTCTGTTTCTATCAGCTGTCCCTCCTGTTTCAGCTACTGACGGGG
TGGTGCGTAACGGCAAAGCACCCGCCGGACATCAGCGCTAGCGGAGTGTATAC
TGGCTTACTATGTTGGCACTGATGAGGGTGTGAGTGAAGTGCTTCATGTGGCAG
GAGAAAAAAGGCTGCACCGGTGCGTCAGCAGAATATGTGATACAGGATATATTC
CGCTTCTCGCTCACTGACTCGCTACGCTCGGTGCTTCGACTGCGGCGAGCGG
AAATGGCTTACGAACGGGGCGGAGATTTCTGGAAGATGCCAGGAAGATACTTA
ACAGGGAAGTGAGAGGGCCGCGGCAAAGCCGTTTTTCCATAGGCTCCGCCCCC
CTGACAAGCATCACGAAATCTGACGCTCAAATCAGTGGTGGCGAAACCCGACA
GGACTATAAAGATACCAGGCGTTTTCCCCTGGCGGCTCCCTCGTGCGCTCTCCT

G TTCCTGCCTTTTCGGTTTACCGGTGTCATTCCGCTGTTATGGCCGCGTTTGTCT
CATTCCACGCCTGACACTCAGTTCCGGGTAGGCAGTTCGCTCCAAGCTGGACT
GTATGCACGAACCCCGTTCAGTCCGACCGCTGCGCCTTATCCGGTAACTATC
GTCTTGAGTCCAACCCGAAAGACATGCAAAAGCACCACTGGCAGCAGCCACT
GGTAATTGATTTAGAGGAGTTAGTCTTGAAGTCATGCGCCGGTTAAGGCTAAAC
TGAAAGGACAAGTTTTGGTGACTGCGCTCCTCCAAGCCAGTTACCTCGGTTCAA
AGAGTTGGTAGCTCAGAGAACCTTCGAAAAACCGCCCTGCAAGGCGGTTTTTTC
GTTTTCAGAGCAAGAGATTACGCGCAGACCAAACGATCTCAAGAAGATCATCT
TATTAATCAGATAAAAATATTTCTAGATTTTCAAGTCAATTTATCTCTTCAAATGTAG
CACCTGAAGTCAGCCCCATACGATATAAGTTGTAATTCTCATGTTTGACAGCTTA
TCATCGATAAGCTTTAATGCGGTAGTTTATCACAGTTAAATTGCTAACGCAGTCA
GGCACCGTGTATGAAATCTAACAATGCGCTCATCGTCATCCTCGGCACCGTCAC
CCTGGATGCTGTAGGCATAGGCTTGGTTATGCCGGTACTGCCGGGCTCTTGC
GGGATTACGAAATCATCCTGTGGAGCTTAGTAGGTTTAGCAAGATGGCAGCGCC
TAAATGTAGAATGATAAAAGGATTAAGAGATTAATTTCCCTAAAATGATAAAACA
AGCGTTTTGAAAGCGCTTGTTTTTTGGTTTGCAGTCAGAGTAGAATAGAAGTAT
CAAAAAAGCACCGACTCGGTGCCACTTTTTCAAGTTGATAACGGACTAGCCTT
ATTTAACTTGCTATGCTGTTTTGAATGGTTCCAACAAGATTATTTTATAACTTTTA
TAACAATAATCAAGGAGAAATTCAAAGAAATTTATCAGCCATAAAACAATACTTA
ATACTATAGAATGATAACAAAATAAACTACTTTTTAAAAGAATTTTGTGTTATAATC
TATTTATTATTAAGTATTGGGTAATATTTTTTGAAGAGCGGCCGCTTAATAACAG
GGGACGTGGTAATCCGTCCCCTTTTTATTTCTGACTGAGTTAATAACAGGCCTG
CTTCGGCAGGCCTTTTTATTTCTGACTGAGTTCTTCTCAGGCCTGCTGGTAATCG
CAGGCCTTTTTATTTCTAGTCTGACTGACTGACTGACTGACTGACTGACTGACT
GACTGACTGACTGACTGACTGACTGACTGACTGACTGACTGACTGACTGACTGA
CTGACTGACTGACTGACTGACTGACTGACTGACTGACTGACTGACTGACTGACT
GACTGACTGACTGACTGACTGACTGACTGACTgactgaCTGACCTCGAGATGGATAAGAA
ATACTCAATAGGCTTAGCTATCGGCACAAATAGCGTCGGATGGGCGGTGATCAC
TGATGAATATAAGGTTCCGTCTAAAAGTTCAAGGTTCTGGGAAATACAGACCG
CCACAGTATCAAAAAAATCTTATAGGGGCTCTTTATTTGACAGTGGAGAGACA
GCGGAAGCGACTCGTCTCAAACGGACAGCTCGTAGAAGGTATACACGTGGAA
GAATCGTATTTGTTATCTACAGGAGATTTTTTCAAATGAGATGGCGAAAGTAGAT
GATAGTTTCTTTCATCGACTTGAAGAGTCTTTTTTGGTGGAAAGAAGACAAGAAGC
ATGAACGTCATCCTATTTTTGGAAATATAGTAGATGAAGTTGCTTATCATGAGAA
ATATCCAATCTATCATCTGCGAAAAAATTGGTAGATTCTACTGATAAAGCG
GATTTGCGCTTAATCTATTTGGCCTTAGCGCATATGATTAAGTTTCGTGGTCATT
TTTTGATTGAGGGAGATTTAAATCCTGATAATAGTGATGTGGACAACTATTTAT
CCAGTTGGTACAAACCTACAATCAATTATTTGAAGAAAACCCTATTAACGCAAGT
GGAGTAGATGCTAAAGCGATTCTTTCTGCACGATTGAGTAAATCAAGACGATTA
GAAAATCTCATTGCTCAGCTCCCCGGTGAGAAGAAAAATGGCTTATTTGGGAAT
CTCATTGCTTTGTCATTGGGTTTACCCTAATTTTTAAATCAAATTTTGATTTGGC
AGAAGATGCTAAATTACAGCTTTCAAAAGATACTTACGATGATGATTTAGATAATT
TATTGGCGCAAATTGGAGATCAATATGCTGATTTGTTTTTGGCAGCTAAGAATTT
ATCAGATGCTATTTTACTTTTACAGATATCCTAAGAGTAAATACTGAAATAACTAAGG

CTCCCCTATCAGCTTCAATGATTAACGCTACGATGAACATCATCAAGACTTGAC
TCTTTTAAAAGCTTTAGTTTCGACAACAACCTTCCAGAAAAGTATAAAGAAATCTTTT
TTGATCAATCAAAAACGGATATGCAGGTTATATTGATGGGGGAGCTAGCCAAG
AAGAATTTTATAAATTTATCAAACCAATTTTAGAAAAAATGGATGGTACTGAGGAA
TTATTGGTGAAACTAAATCGTGAAGATTTGCTGCGCAAGCAACGGACCTTTGAC
AACGGCTCTATTCCCATCAAATTCACCTGGGTGAGCTGCATGCTATTTTGAGAA
GACAAGAAGACTTTTATCCATTTTTAAAAGACAATCGTGAGAAGATTGAAAAAAT
CTTGACTTTTTCGAATTCCTTATTATGTTGGTCCATTGGCGCGTGGCAATAGTCGT
TTTGCATGGATGACTCGGAAGTCTGAAGAAACAATTACCCCATGGAATTTTGAAG
AAGTTGTCGATAAAGGTGCTTCAGCTCAATCATTTATTGAACGCATGACAACTT
TGATAAAAATCTTCAAATGAAAAAGTACTACCAAACATAGTTTGCTTTATGAGT
ATTTTACGGTTTATAACGAATTGACAAAGGTCAAATATGTTACTGAAGGAATGCG
AAAACCAGCATTTCTTTTCAGGTGAACAGAAGAAAGCCATTGTTGATTTACTCTTC
AAAACAAATCGAAAAGTAACCGTTAAGCAATTAAGAAGATTATTTCAAAAAAAT
AGAATGTTTTGATAGTGTGAAATTTTCAGGAGTTGAAGATAGATTTAATGCTTCAT
TAGGTACCTACCATGATTTGCTAAAAATTATTAAGATAAAGATTTTTTGGATAAT
GAAGAAAATGAAGATATCTTAGAGGATATTGTTTTAACATTGACCTTATTTGAAGA
TAGGGAGATGATTGAGGAAAGACTTAAAACATATGCTCACCTCTTTGATGATAAG
GTGATGAAACAGCTTAAACGTCGCCGTTATACTGGTTGGGGACGTTTGTCTCGA
AAATTGATTAATGGTATTAGGGATAAGCAATCTGGCAAACAATATTAGATTTTTT
GAAATCAGATGGTTTTGCCAATCGCAATTTTATGCAGCTGATCCATGATGATAGT
TTGACATTTAAGAAGACATTCAAAAAGCACAAGTGTCTGGACAAGGCGATAGTT
TACATGAACATATTGCAAATTTAGCTGGTAGCCCTGCTATTA AAAAAGGTATTTTA
CAGACTGTAAAAGTTGTTGATGAATTGGTCAAAGTAATGGGGCGGCATAAGCCA
GAAAATATCGTTATTGAAATGGCACGTGAAAATCAGACAACCTCAAAGGGCCAG
AAAAATTCGCGAGAGCGTATGAAACGAATCGAAGAAGGTATCAAAGAATTAGGA
AGTCAGATTCTTAAAGAGCATCCTGTTGAAAATACTCAATTGCAAATGAAAAGC
TCTATCTCTATTATCTCCAAAATGGAAGAGACATGTATGTGGACCAAGAATTAGA
TATTAATCGTTTAAAGTGATTATGATGTCGATGCCATTGTTCCACAAAGTTTCCTTA
AAGACGATTCAATAGACAATAAGGTCTTAACGCGTTCTGATAAAAATCGTGGTAA
ATCGGATAACGTTCCAAGTGAAGAAGTAGTCAAAAAGATGAAAACTATTGGAG
ACAACCTTCTAAACGCCAAGTTAATCACTCAACGTAAGTTTGATAATTTAACGAAA
GCTGAACGTGGAGGTTTGAGTGAACCTTGATAAAGCTGGTTTTATCAAACGCCAA
TTGGTTGAAACTCGCCAAATCACTAAGCATGTGGCACAAATTTTGGATAGTCGCA
TGAATACTAAATACGATGAAAATGATAAACTTATTTCGAGAGGTTAAAGTGATTAC
CTTAAAATCTAAATTAGTTTCTGACTTCCGAAAAGATTTCCAATTCTATAAAGTAC
GTGAGATTAACAATTACCATCATGCCCATGATGCGTATCTAAATGCCGTCGTTGG
AACTGCTTTGATTAAGAAATATCCAAAACCTTGAATCGGAGTTTGTCTATGGTGAT
TATAAAGTTTATGATGTTTCGTAAAATGATTGCTAAGTCTGAGCAAGAAATAGGCA
AAGCAACCGCAAATATTTCTTTTACTCTAATATCATGAACTTCTTCAAACAGAA
ATTACACTTGCAAATGGAGAGATTTCGCAAACGCCCTCTAATCGAACTAATGGG
GAAACTGGAGAAATTGTCTGGGATAAAGGGCGAGATTTTGCCACAGTGCGCAA
GTATTGTCCATGCCCAAGTCAATATTGTCAAGAAAACAGAAGTACAGACAGGC
GGATTCTCAAGGAGTCAATTTTACCAA AAAAGAAATTCGGACAAGCTTATTGCTC

GTAAAAAAGACTGGGATCCAAAAAATATGGTGGTTTTGATAGTCCAACGGTAG
CTTATTCAGTCCTAGTGGTTGCTAAGGTGGAAAAAGGAAATCGAAGAAGTTAA
AATCCGTTAAAGAGTTACTAGGGATCACAAATTATGGAAAGAAGTTCCTTTGAAAA
AAATCCGATTGACTTTTTTAGAAGCTAAAGGATATAAGGAAGTTAAAAAAGACTTA
ATCATTAAACTACCTAAATATAGTCTTTTTGAGTTAGAAAACGGTCGTAAACGGA
TGCTGGCTAGTGCCGGAGAATTACAAAAAGGAAATGAGCTGGCTCTGCCAAGC
AAATATGTGAATTTTTTATATTTAGCTAGTCATTATGAAAAGTTGAAGGGTAGTCC
AGAAGATAACGAACAAAAACAATTGTTTGTGGAGCAGCATAAGCATTATTTAGAT
GAGATTATTGAGCAAATCAGTGAATTTTCTAAGCGTGTTATTTTAGCAGATGCCA
ATTTAGATAAAGTTCTTAGTGCATATAACAAACATAGAGACAAACCAATACGTGA
ACAAGCAGAAAATATTATTCATTTATTTACGTTGACGAATCTTGGAGCTCCCGCT
GCTTTTAAATATTTTGATACAACAATTGATCGTAAACGATATACGTCTACAAAAGA
AGTTTTAGATGCCACTCTTATCCATCAATCCATCACTGGTCTTTATGAAACACGC
ATTGATTTGAGTCAGCTAGGAGGTCTAGGGGAGGTGGCTCAGAAGGTGGCGG
ATCTGAAGGTGGCTCTGGAActagtATGAGCGATAAAATTATTCACCTGACTGACG
ACAGTTTTGACACGGATGTAICTCAAAGCGGACGGGGCGATCCTCGTCGATTTCT
GGGCAGAGTGGTGCGGTCCGTGCAAATGATCGCCCCGATTCTGGATGAAATC
GCTGACGAATATCAGGGCAAACCTGACCGTTGCAAACCTGAACATCGATCAAAC
CCTGGCACTGCGCCGAAATATGGCATCCGTGGTATCCCGACTCTGCTGCTGTTC
AAAACGGTGAAGTGGCGGCAACCAAAGTGGGTGCACTGTCTAAAGGTCAGTT
GAAAGAGTTCCTCGACGCTAACCTGGCCGGTCTGGTTCTGGCCATATGCACCA
TCATCATCATCATTCTTCTGGTCTGGTGCCACGCGGTTCTGGTATGAAAGAAAC
CGCTGCTGCTAAATTCGAACGCCAGCACATGGACAGCCCAGATCTGGGTACCG
ACGACGACGACAAGGCCATGGCTGATATCggatccCATATGGAAATGATGCTCGAT
AAGAAACAGATTCGTGCGATCTTTCTCTTTGAGTTTTAAATGGGTGCGCAAAGCG
GCGGAGACGACGCGTAATATTAACAACGCGTTCGGTCCCTGGCACCGCGAACGA
GCGTACCGTGCAATGGTGGTTCAAAAAGTTTCGCAAAGGCGACGAATCTCTGGA
GGACGAAGAGCGTTCTGGCCGCCCGTCCGAGGTTGACAACGACCAGCTGCGTG
CAATCATCGAAGCTGATCCGCTGACTACCACCCGCGAAGTTGCTGAAGAAGTGA
ATGTGGATCACTCTACTGTGGTTCGCCACCTGAAACAGATCGGTAAAGTAAAA
AACTGGACAAATGGGTTCTCATGAACTGTCTGAAAACCAGAAAAACCGTCGTT
TCGAAGTTAGCTCCTCTCTGATTCTGCGTAACAACAACGAACCGTTCCTGGATC
GTATCGTAACCTGTGATGAGAAATGGATTCTGTATGATAACCGTCGCCGCTCTG
CTCAGTGGCTGGATCGCGAAGAAGCTCCAAAACACTTCCCGAAACCGAATCTGC
ACCAGAAGAAAGTCATGGTAACCGTATGGTGGTCTGCCGCAGGTGTTATCCACT
ATTCCTTCTGAACCCGGGCGAAACTATCACCAGCGAAAAATACTGCCAGCAGA
TTGACGAAATGCACCGTAAACTGCAGCGTCTGCAGCCAGCACTGGTGAATCGTA
AAGGTCCGATCCTGCTGCATGATAACGCCCGTCCGCACGTTGCCCAACCGACC
CTGCAGAACTGAACGAACCTGGGCTATGAAGTTCTGCCACACCCGCCGTACTCC
CCGGATCTGTCCCCGACTGACTACCATTTCTTCAAGCATCTGGACAACCTTCTG
CAGGGTAAACGTTTTTACAACCAACAGGACGCAGAAAACGCTTTCCAGGAGTTC
GTCAAAGCCGTTCCACTGACTTCTACGCGACCGGTATCAACAAGCTGATCAGC
CGTTGGCAGAAATGCGTGGACTGTAACGGCAGCTACTTCGATTAAGACGTCTTA
ATAACTAAAAATATGGTATAATACTCTTAATAAATGCAGTAATACAGGGGCTTTTC

AAGACTGAAGTCTAGCTGAGACAAATAGTGCGATTACGAAATTTTTAGACAAAA
ATAGTCTACGAGGTTTTAGAGCTATGCTGTTTTGAATGGTCCCAAACGGTTTTTC
CCAGTCACGACGTTGTAAAACGAGTTTTAGAGCTATGCTGTTTTGAATGGTCCCA
AAACTTCAGCACACTGAGACTTGTTGAGTTCATGTTTTAGAGCTATGCTGTTTT
GAATGGACTCCATTCAACATTGCCGATGATAACTTGAGAAAGAGGGTTAATACC
AGCAGTCGGATACCTTCCTATTCTTTCTGTTAAAGCGTTTTTCATGTTATAATAGG
CAAAGAAGAGTAGTGTGATCGTCCATTCCGACAGCATCGCCAGTCACTATGGC
GTGCTGCTAGCGCTATATGCGTTGATGCAATTTCTATGCGCACCCGTTCTCGGA
GCACTGTCCGACCGCTTTGGCCGCCGCCAGTCCTGCTCGCTTCGCTACTTGG
AGCCACTATCGACTACGCGATCATGGCGACCACACCCGTCCTGTGGATCCTCTA
CGCCGGACGCATCGTGGCCGGCATCACCGGCCACAGGTGCGGTTGCTGGC
GCCTATATCGCCGACATCACCGATGGGGAAGATCGGGCTCGCCACTTCGGGGCT
CATGAGCGTTGTTTTCGGCGTGGGTATGGTGGCAGGCCCGTGGCCGGGGGA
CTGTTGGGCGCCATCTCCTTGCATGCACCATTCTTGCGGCGGGCGGTGCTCAA
CGGCCTCAACCTACTACTGGGCTGCTTCTAATGCAGGAGTCGCATAAGGGAG
AGCGTCGACCGATGCCCTTGAGAGCCTTCAACCCAGTCAGCTCCTTCCGGTGG
GCGCGGGGCATGACTATCGTCCGCGACTTATGACTGTCTTCTTTATCATGCAA
CTCGTAGGACAGGTGCCGGCAGCGCTCTGGGTCATTTTCGGCGAGGACCGCTT
TCGCTGGAGCGCGACGATGATCGGCCTGTCGCTTGCGGTATTCGGAATCTTGC
ACGCCCTCGCTCAAGCCTTCGTCACTGGTCCCGCCACCAAACGTTTTCGGCGAG
AAGCAGGCCATTATCGCCGGCATGGCGGGCCGACGCGCTGGGCTACGTCTTGT
GGCGTTTCGCGACGCGAGGCTGGATGGCCTTCCCCATTATGATTCTTCTCGCTTC
CGGCGGCATCGGGATGCCCGCGTTGCAGGCCATGCTGTCCAGGCAGGTAGAT
GACGACCATCAGGGACAGCTTCAAGGATCGCTCGCGGCTCTTACCAGCCTAAC
TTCGATCATTGGACCGCTGATCGTACGGCGATTTATGCCGCCTCGGCGAGCA
CATGGAACGGGTTGGCATGGATTGTAGGCGCCGCCCTATACCTTGTCTGCCTC
CCC GCGTTGCGTTCGCGGTGCATGGAGCCGGGCCACCTCGACCTGAATGGAAG
CCGGCGGCACCTCGCTAACGGATTCACCACTCCAAGAATTGGAGCCAATCAATT
CTTGCGGAGAACTGTGAATGCGCAAACCAACCCTTGGCAGAACATATCCATCGC
GTCCGCCATCTCCAGCAGCCGCACGCGGGCGCATCTCGGGCAGCGTTGGGTCT
GGCCACGGGTGCGCATGATCGTCTCTGTGCTTGTGAGGACCCGGCTAGGCTGG
CGGGGTTGCCCTTACTGGTTAGCAGAATGAATCACCGATACGCGAGCGAACGTG
AAGCGACTGCTGCTGCAAAACGTCTGCGACCTGAGCAACAACATGAATGGTCTT
CGGTTTCCGTGTTTCGTAAAGTCTGGAAACGCGGAAGTCCCCTACGTGCTGCTG
AAGTTGCCCGCAACAGAGAGTGGAAACCAACCGGTGATACCACGATACTATGACT
GAGAGTCAACGCCATGAGCGGCCTCATTTCTTATTCTGAGTTACAACAGTCCGC
ACCGCTGTCCGGTAGCTCCTTCCGGTGGGCGCGGGGCATGACTATCGTCCGCC
CACTTATGACTGTCTTCTTTATCATGCAACTCGTAGGACAGGTGCCGGCAGCGC
CCAACAGTCCCCCGGCCACGGGGCCTGCCACCATAACCACGCCGAAACAAGC
GCCCTGCACCATTATGTTCCGGATCTGCATCGCAGGATGCTGCTGGCTACCCTG
TGGAACACCTACATCTGTATTAACGAAGCGCTAACCGTTTTTATCAGGCTCTGG
GAGGCAGAATAAATGATCATATCGTCAATTATTACCTCCACGGGGAGAGCCTGA
GCAAACCTGGCCTCAGGCATTTGAGAAGCACACGGTCACACTGCTTCCGGTAGTC
ATAAACCGGTAAACCAGCAATAGACATAAGCGGCTATTTAACGACCCTGCCCT

GAACCGACGACCGGGTCGAATTTGCTTTGCAATTTCTGCCATTCATCCGCTTATT
ATCACTTATTCAGGCGTAGCACCAGGCGTTTAAGGGCACCAATAACTGCCTTAA
AAAAATTACGCCCCGCCCTGCCACTCATCGCAGTACTGTTGTAATTCATTAAGCA
TTCTGCCGACATGGAAGCCATCACAGACGGCATGATGAACCTGAATCGCCAGC
GGCATCAGCACCTTGTGCGCTTGGCGTATAATATTTGCCCATGGTGAAAACGGGG
GCGAAGAAGTTGTCCATATTGGCCACGTTTAAATCAAACCTGGTGAAACTCACC
CAGGGATTGGCTGAGACGAAAAACATATTCTCAATAAACCCCTTTAGGGAAATAG
GCCAGGTTTTTCACCGTAACACGCCACATCTTGCGAATATATGTGTAGAACTGC
CGGAAATCGTCGTGGTATTCACTCCAGAGCGATGAAAACGTTTCAGTTTGCTCA
TGGAACCGGTGTAACAAGGGTGAACACTATCCCATATCACCAGCTCACCGTCT
TTCATTGCCATACG

pRC2309

GAATTCCGGATGAGCATTTCATCAGGCGGGCAAGAATGTGAATAAAGGCCGGAT
AAACTTGTGCTTATTTTTCTTTACGGTCTTTAAAAGGCCGTAATATCCAGCTGA
ACGGTCTGGTTATAGGTACATTGAGCAACTGACTGAAATGCCTCAAATGTTCTT
TACGATGCCATTGGGATATATCAACGGTGGTATATCCAGTGATTTTTTTCTCCAT
TTTAGCTTCCTTAGCTCCTGAAAATCTCGATAACTCAAAAATACGCCCGGTAGT
GATCTTATTTTATTATGGTGAAAGTTGGAACCTCTTACGTGCCGATCAACGTCTC
ATTTTCGCCAAAAGTTGGCCCAGGGCTTCCCGGTATCAACAGGGACACCAGGAT
TTATTTATTCTGCGAAGTGATCTTCCGTACAGGTATTTATTTCGGCGCAAAGTGC
GTCGGGTGATGCTGCCAACTTACTGATTTAGTGTATGATGGTGTTTTTGAGGTG
CTCCAGTGGCTTCTGTTTCTATCAGCTGTCCCTCCTGTTTCAGCTACTGACGGGG
TGGTGCGTAACGGCAAAGCACCGCCGGACATCAGCGCTAGCGGAGTGTATAC
TGGCTTACTATGTTGGCACTGATGAGGGTGTGAGTGAAGTGCTTCATGTGGCAG
GAGAAAAAAGGCTGCACCGGTGCGTCAGCAGAATATGTGATACAGGATATATTC
CGCTTCCTCGCTCACTGACTCGCTACGCTCGGTGCTTCGACTGCGGCGAGCGG
AAATGGCTTACGAACGGGGCGGAGATTTCTGGAAGATGCCAGGAAGATACTTA
ACAGGGAAGTGAGAGGGCCGCGGCAAAGCCGTTTTTTCCATAGGCTCCGCCCC
CTGACAAGCATCACGAAATCTGACGCTCAAATCAGTGGTGGCGAAACCCGACA
GGACTATAAAGATACCAGGCGTTTCCCCTGGCGGCTCCCTCGTGCGCTCTCCT
GTTCCCTGCCTTTTCGGTTTACCGGTGTCATTCCGCTGTTATGGCCGCGTTTTGTCT
CATTCCACGCCTGACACTCAGTTCCGGGTAGGCAGTTCGCTCCAAGCTGGACT
GTATGCACGAACCCCCGTTTCAGTCCGACCGCTGCGCCTTATCCGGTAACTATC
GTCTTGAGTCCAACCCGAAAGACATGCAAAGCACCACTGGCAGCAGCCACT
GGTAATTGATTTAGAGGAGTTAGTCTTGAAGTCATGCGCCGGTTAAGGCTAAAC
TGAAAGGACAAGTTTTGGTGACTGCGCTCCTCCAAGCCAGTTACCTCGGTTCAA
AGAGTTGGTAGCTCAGAGAACCTTCGAAAACCGCCCTGCAAGGCGGTTTTTTTC
GTTTTTCAGAGCAAGAGATTACGCGCAGACCAAACGATCTCAAGAAGATCATCT
TATTAATCAGATAAAATATTTCTAGATTTTCAGTGCAATTTATCTCTTCAAATGTAG
CACCTGAAGTCAGCCCCATACGATATAAGTTGTAATTCTCATGTTTGACAGCTTA
TCATCGATAAGCTTTAATGCGGTAGTTTATCACAGTTAAATTGCTAACGCAGTCA
GGCACCGTGTATGAAATCTAACAATGCGCTCATCGTCATCCTCGGCACCGTCAC

CCTGGATGCTGTAGGCATAGGCTTGGTTATGCCGGTACTGCCGGGCCTCTTGC
GGGATTACGAAATCATCCTGTGGAGCTTAGTAGGTTTAGCAAGATGGCAGCGCC
TAAATGTAGAATGATAAAAGGATTAAGAGATTAATTTCCCTAAAATGATAAAACA
AGCGTTTTGAAAGCGCTTGTTTTTTTGGTTTGCAGTCAGAGTAGAATAGAAGTAT
CAAAAAAGCACCGACTCGGTGCCACTTTTTCAAGTTGATAACGGACTAGCCTT
ATTTAACTTGCTATGCTGTTTTGAATGGTTCCAACAAGATTATTTATAACTTTTA
TAACAATAATCAAGGAGAAATTCAAAGAAATTTATCAGCCATAAAACAATACTTA
ATACTATAGAATGATAACAAAATAAATACTTTTTAAAAGAATTTTGTGTTATAATC
TATTTATTATTAAGTATTGGGTAATATTTTTGAAGAGCggccgctaatacactcactatag
ggagaggatccgcggaattgCAGCTGGTTAATAACAGGGGACGTGGTAATCCGTCCCCT
TTTTATTTCTGACTGAGTTAATAACAGGCCTGCTTCGGCAGGCCTTTTTATTTCT
GACTGAGTTCTTCTCAGGCCTGCTGGTAATCGCAGGCCTTTTTATTTCTAGACA
ATTCCGACGTCTAAGGAAACCATTATCATGACATCAACCTATAAAAATAGGCGTA
TCACGAGGCCCTCTCGTCTCCACCTCAAGCTCCCTATCTAGTGATAGCGATTGA
CATCCCTATCAGTGACGGAGATATTGAGCACATCAGCAGGACGCACTGACCACT
TTAAGaggaggCTCGAGATGGATAAGAAATACTCAATAGGCTTAGCTATCGGCACA
AATAGCGTCCGATGGGCGGTGATCACTGATGAATATAAGGTTCCGTCTAAAAG
TTCAAGGTTCTGGGAAATACAGACCGCCACAGTATCAAAAAAATCTTATAGGG
GCTCTTTTTATTTGACAGTGGAGAGACAGCGGAAGCGACTCGTCTCAAACGGACA
GCTCGTAGAAGGTATACACGTCGGAAGAATCGTATTTGTTATCTACAGGAGATTT
TTTCAAATGAGATGGCGAAAGTAGATGATAGTTTCTTTCATCGACTTGAAGAGTC
TTTTTTGGTGAAGAAGACAAGAAGCATGAACGTCATCCTATTTTTGGAAATATA
GTAGATGAAGTTGCTTATCATGAGAAATATCCAATCTATCATCTGCGAAAAA
AATTGGTAGATTCTACTGATAAAGCGGATTTGCGCTTAATCTATTTGGCCTTAGC
GCATATGATTAAGTTTCGTGGTCATTTTTTTGATTGAGGGAGATTTAAATCCTGAT
AATAGTGATGTGGACAAACTATTTATCCAGTTGGTACAAACCTACAATCAATTATT
TGAAGAAAACCTATTAACGCAAGTGGAGTAGATGCTAAAGCGATTCTTTCTGCA
CGATTGAGTAAATCAAGACGATTAGAAAATCTCATTGCTCAGCTCCCCGGTGAG
AAGAAAAATGGCTTATTTGGGAATCTCATTGCTTTGTCATTGGGTTTGACCCCTA
ATTTAAATCAAATTTTGATTTGGCAGAAGATGCTAAATTACAGCTTTCAAAGAT
ACTTACGATGATGATTTAGATAATTTATTGGCGCAAATTGGAGATCAATATGCTG
ATTTGTTTTTTGGCAGCTAAGAATTTATCAGATGCTATTTTACTTTTACAGATATCCTA
AGAGTAAATACTGAAATAACTAAGGCTCCCCTATCAGCTTCAATGATTAACGCT
ACGATGAACATCATCAAGACTTACTCTTTTTAAAAGCTTTAGTTTCGACAACA
TCCAGAAAAGTATAAAGAAATCTTTTTTATCAATCAAAAAACGGATATGCAGGT
TATATTGATGGGGGAGCTAGCCAAGAAGAATTTTATAAATTTATCAAACCAATTTT
AGAAAAAATGGATGGTACTGAGGAATTATTGGTGAAACTAAATCGTGAAGATTTG
CTGCGCAAGCAACGGACCTTTGACAACGGCTCTATTCCCATCAAATCACTTG
GGTGAGCTGCATGCTATTTTGAAGAAGACAAGAAGACTTTTATCCATTTTTAAAAG
ACAATCGTGAGAAGATTGAAAAAATCTTGACTTTTCGAATTCCTTATTATGTTGGT
CCATTGGCGCGTGGCAATAGTCGTTTTGCATGGATGACTCGGAAGTCTGAAGAA
ACAATTACCCCATGGAATTTTGAAGAAGTTGTCGATAAAGGTGCTTCAGCTCAAT
CATTTATTGAACGCATGACAAACTTTGATAAAAATCTTCAAATGAAAAAGTACTA
CCAAAACATAGTTTGCTTTATGAGTATTTTACGGTTTATAACGAATTGACAAAGGT

CAAATATGTTACTGAAGGAATGCGAAAACCAGCATTTCCTTTCAGGTGAACAGAA
GAAAGCCATTGTTGATTTACTCTTCAAACAAATCGAAAAGTAACCGTTAAGCAA
TAAAAGAAGATTATTTCAAAAAAATAGAATGTTTTGATAGTGTTGAAATTTTCAGG
AGTTGAAGATAGATTTAATGCTTCATTAGGTACCTACCATGATTTGCTAAAAATTA
TAAAGATAAAGATTTTTTTGGATAATGAAGAAAATGAAGATATCTTAGAGGATATT
GTTTTAACATTGACCTTATTTGAAGATAGGGAGATGATTGAGGAAAGACTTAAAA
CATATGCTCACCTCTTTGATGATAAGGTGATGAAACAGCTTAAACGTGCGCGTTA
TACTGGTTGGGGACGTTTGTCTCGAAAATTGATTAATGGTATTAGGGATAAGCAA
TCTGGCAAACAATATTAGATTTTTTGAATCAGATGGTTTTGCCAATCGCAATTT
TATGCAGCTGATCCATGATGATAGTTTGACATTTAAGAAGACATTCAAAAAGCA
CAAGTGTCTGGACAAGGCGATAGTTTACATGAACATATTGCAAATTTAGCTGGTA
GCCCTGCTATTA AAAAAGGTATTTTACAGACTGTAAAAGTTGTTGATGAATTGGT
CAAAGTAATGGGGCGGCATAAGCCAGAAAATATCGTTATTGAAATGGCACGTGA
AAATCAGACA ACTCAAAGGGCCAGAAAATTCGCGAGAGCGTATGAAACGAAT
CGAAGAAGGTATCAAAGAATTAGGAAGTCAGATTCTTAAAGAGCATCCTGTTGA
AAATACTCAATTGCAAATGAAAAGCTCTATCTCTATTATCTCCAAAATGGAAGA
GACATGTATGTGGACCAAGAATTAGATATTAATCGTTTAAGTGATTATGATGTCG
ATGCCATTGTTCCACAAAGTTTCCTTAAAGACGATTCAATAGACAATAAGGTCTT
AACGCGTTCTGATAAAAATCGTGGTAAATCGGATAACGTTCCAAGTGAAGAAGT
AGTCAAAAAGATGAAAAC TATTGGAGACA ACTTCTAAACGCCAAGTTAATCACT
CAACGTAAGTTTGATAATTTAACGAAAGCTGAACGTGGAGGTTTGAGTGA ACTTG
ATAAAGCTGGTTTTATCAAACGCCAATTGGTTGAAACTCGCCAATCACTAAGCA
TGTGGCACAAATTTTGGATAGTCGCATGAATACTAAATACGATGAAAATGATAAA
CTTATTCGAGAGGTTAAAGTGATTACCTTAAATCTAAATTAGTTTCTGACTTCCG
AAAAGATTTCCAATTCTATAAAGTACGTGAGATTAACAATTACCATCATGCCCAT
GATGCGTATCTAAATGCCGTCGTTGGA ACTGCTTTGATTAAGAAATATCCAAAAC
TTGAATCGGAGTTTGTCTATGGTGATTATAAAGTTTATGATGTTTCGTAAAATGATT
GCTAAGTCTGAGCAAGAAATAGGCAAAGCAACCGCAAATATTTCTTTTACTCTA
ATATCATGAACTTCTTCAAACAGAAATTACACTTGCAAATGGAGAGATTGCGAA
ACGCCCTCTAATCGAAACTAATGGGGAAACTGGAGAAATTGTCTGGGATAAAGG
GCGAGATTTT GCCACAGTGCGCAAAGTATTGTCCATGCCCAAGTCAATATTGT
CAAGAAAACAGAAGTACAGACAGGCGGATTCTCCAAGGAGTCAATTTTACCAA
AAGAAATTCGGACAAGCTTATTGCTCGTAAAAAAGACTGGGATCCAAAAAATAT
GGTGGTTTTGATAGTCCAACGGTAGCTTATT CAGTCCTAGTGGTTGCTAAGGTG
GAAAAGGGAAATCGAAGAAGTTAAAATCCGTTAAAGAGTTACTAGGGATCACA
ATTATGGAAGAAGTTCCTTTGAAAAAATCCGATTGACTTTTTTAGAAGCTAAAG
GATATAAGGAAGTTAAAAAAGACTTAATCATTAAACTACCTAAATATAGTCTTTTT
GAGTTAGAAAACGGTTCGTAAACGGATGCTGGCTAGTGCCGGAGAATTACAAAA
GGAATGAGCTGGCTCTGCCAAGCAAATATGTGAATTTTTTATATTTAGCTAGTC
ATTATGAAAAGTTGAAGGGTAGTCCAGAAGATAACGAACAAAAACAATTGTTTGT
GGAGCAGCATAAGCATTATTTAGATGAGATTATTGAGCAAATCAGTGAATTTTCT
AAGCGTGTTATTTTAGCAGATGCCAATTTAGATAAAGTTCTTAGTG CATATAACA
AACATAGAGACAAACCAATACGTGAACAAGCAGAAAATATTATTCATTTATTTAC
GTTGACGAATCTTGGAGCTCCCGCTGCTTTTAAATATTTTGATACAACAATTGAT

CGTAAACGATATACGTCTACAAAAGAAGTTTTAGATGCCACTCTTATCCATCAAT
CCATCACTGGTCTTTATGAAACACGCATTGATTTGAGTCAGCTAGGAGGTCCCTA
GGGAGGTGGCTCAGAAGGTGGCGGATCTGAAGGTGGCTCTGGAactagtATGA
GCGATAAAATTATTCACCTGACTGACGACAGTTTTGACACGGATGTAICTCAAAGC
GGACGGGGCGATCCTCGTTCGATTTCTGGGCAGAGTGGTGCGGTCCGTGCAAAA
TGATCGCCCCGATTCTGGATGAAATCGCTGACGAATATCAGGGCAAACCTGACCG
TTGCAAAACTGAACATCGATCAAAACCCTGGCACTGCGCCGAAATATGGCATCC
GTGGTATCCCGACTCTGCTGCTGTTCAAAAACGGTGAAGTGGCGGCAACCAAA
GTGGGTGCACTGTCTAAAGGTCAGTTGAAAGAGTTCCTCGACGCTAACCTGGCC
GGTTCTGGTTCTGGCCATATGCACCATCATCATCATTCTTCTGGTCTGGTGC
CACGCGGTTCTGGTATGAAAGAAACCGCTGCTGCTAAATTCGAACGCCAGCACA
TGACAGCCCAGATCTGGGTACCGACGACGACGACAAGGCCATGGCTGATATC
ggatccCATATGGAATGATGCTCGATAAGAAACAGATTCGTGCGATCTTTCTCTTT
GAGTTTAAATGGGTGCGAAAGCGGCGGAGACGACGCGTAATATTAACAACGC
GTTCCGTCTGGCACCGCGAACGAGCGTACCGTGCAATGGTGGTTCAAAAAGT
TTCGCAAAGGCGACGAATCTCTGGAGGACGAAGAGCGTTCTGGCCGCCCGTCC
GAGGTTGACAACGACCAGCTGCGTGCAATCATCGAAGCTGATCCGCTGACTAC
CACCCGCGAAGTTGCTGAAGAACTGAATGTGGATCACTCTACTGTGGTTCCGCA
CCTGAAACAGATCGGTAAAGTAAAAAACTGGACAAATGGGTTCCCTCATGAACT
GTCTGAAAACCGAAGAAACCGTTCGTTTCGAAGTTAGCTCCTCTCTGATTCTGCGT
AACAAACGAAACCGTTCCTGGATCGTATCGTAACCTGTGATGAGAAATGGATT
CTGTATGATAACCGTCCCGCTCTGCTCAGTGGCTGGATCGCGAAGAAGCTCC
AAAACACTTCCCGAAACCGAATCTGCACCAGAAGAAAGTCATGGTAACCGTATG
GTGGTCTGCCGCAGGTGTTATCCACTATTCCTTCTGAACCCGGGCGAAACTAT
CACCAGCGAAAATACTGCCAGCAGATTGACGAAATGCACCGTAAACTGCAGCG
TCTGCAGCCAGCACTGGTGAATCGTAAAGGTCCGATCCTGCTGCATGATAACGC
CCGTCCGCACGTTGCCCAACCGACCCTGCAGAACTGAACGAACTGGGCTATG
AAGTTCTGCCACACCCGCCGTAATCCCCGGATCTGTCCCCGACTGACTACCATT
TCTTCAAGCATCTGGACAACCTTCCTGCAGGGTAAACGTTTTTACAACCAACAGG
ACGCAGAAAACGCTTTCCAGGAGTTCGTGCGAAAGCCGTTCCACTGACTTCTACG
CGACCGGTATCAACAAGCTGATCAGCCGTTGGCAGAAATGCGTGGACTGTAAC
GGCAGCTACTTCGATTAAGACGTCTTAATAACTAAAAATATGGTATAATACTCTTA
ATAAATGCAGTAATACAGGGGCTTTTCAAGACTGAAGTCTAGCTGAGACAAATA
GTGCGATTACGAAATTTTTAGACAAAATAGTCTACGAGGTTTTAGAGCTATGC
TGTTTTGAATGGTCCCAAACGGTTTTCCAGTCACGACGTTGTAAAACGAGTTT
TAGAGCTATGCTGTTTTGAATGGTCCCAAACCTTCAGCACACTGAGACTTGTTGA
GTTCCATGTTTTAGAGCTATGCTGTTTTGAATGGACTCCATTCAACATTGCCGAT
GATAACTTGAGAAAGAGGGTTAATACCAGCAGTCGGATACCTTCTATTCTTTCT
GTTAAAGCGTTTTTCATGTTATAATAGGCAAAAGAAGAGTAGTGTGATCGTCCATT
CCGACAGCATCGCCAGTCACTATGGCGTGCTGCTAGCGCTATATGCGTTGATGC
AATTTCTATGCGCACCCGTTCTCGGAGCACTGTCCGACCGCTTTGGCCGCCGC
CCAGTCCCTGCTCGCTTCGCTACTTGGAGCCACTATCGACTACGCGATCATGGCG
ACCACACCCGTCCTGTGGATCCTCTACGCCGGACGCATCGTGGCCGGCATCAC
CGGCGCCACAGGTGCGGTTGCTGGCGCCTATATCGCCGACATCACCGATGGGG

AAGATCGGGCTCGCCACTTCGGGCTCATGAGCGCTTGTTTTCGGCGTGGGTATG
GTGGCAGGCCCGTGGCCGGGGGACTGTTGGGCGCCATCTCCTTGCATGCAC
CATTCTTGCGGCGGCGGTGCTCAACGGCCTCAACCTACTACTGGGCTGCTTC
CTAATGCAGGAGTCGCATAAGGGAGAGCGTGCACCGATGCCCTTGAGAGCCTT
CAACCCAGTCAGCTCCTCCGGTGGGCGCGGGGCATGACTATCGTCGCCGCAC
TTATGACTGTCTTCTTTATCATGCAACTCGTAGGACAGGTGCCGGCAGCGCTCT
GGGTCATTTTCGGCGAGGACCGCTTTCGCTGGAGCGCGACGATGATCGGCCTG
TCGCTTGCGGTATTCGGAATCTTGCACGCCCTCGCTCAAGCCTTCGTCACTGGT
CCCGCCACCAAACGTTTCGGCGAGAAGCAGGCCATTATCGCCGGCATGGCGGC
CGACGCGCTGGGCTACGTCTTGTCTGGCGTTTCGCGACGCGAGGCTGGATGGCC
TTCCCATTATGATTCTTCTCGCTTCCGGCGGCATCGGGATGCCCGCGTTGCAG
GCCATGCTGTCCAGGCAGGTAGATGACGACCATCAGGGACAGCTTCAAGGATC
GCTCGCGGCTCTTACCAGCCTAACTTCGATCATTGGACCGCTGATCGTCACGGC
GATTTATGCCGCCTCGGCGAGCACATGGAACGGGTTGGCATGGATTGTAGGCG
CCGCCCTATACCTTGTCTGCCTCCCCGCGTTGCGTCGCGGTGCATGGAGCCGG
GCCACCTCGACCTGAATGGAAGCCGGCGGCACCTCGCTAACGGATTCACCACT
CCAAGAATTGGAGCCAATCAATTCTTGCGGAGAAGTGTGAATGCGCAAACCAAC
CCTTGGCAGAACATATCCATCGCGTCCGCCATCTCCAGCAGCCGCACGCGGCG
CATCTCGGGCAGCGTTGGGTCTGGCCACGGGTGCGCATGATCGTGCTCCTGT
CGTTGAGGACCCGGCTAGGCTGGCGGGGTTGCCTTACTGGTTAGCAGAATGAA
TCACCGATACGCGAGCGAACGTGAAGCGACTGCTGCTGCAAACGTCTGCGAC
CTGAGCAACAACATGAATGGTCTTCCGGTTTCCGTGTTTCGTAAAGTCTGGAAAC
GCGGAAGTCCCCTACGTGCTGCTGAAGTTGCCCGCAACAGAGAGTGGAACCAA
CCGGTGATAACCACGATACTATGACTGAGAGTCAACGCCATGAGCGGCCTCATTT
CTTATTCTGAGTTACAACAGTCCGCACCGCTGTCCGGTAGCTCCTTCCGGTGGG
CGCGGGGCATGACTATCGTCGCCGCACTTATGACTGTCTTCTTTATCATGCAAC
TCGTAGGACAGGTGCCGGCAGCGCCCAACAGTCCCCCGGCCACGGGGCCTGC
CACCATACCACGCCGAAACAAGCGCCCTGCACCATTATGTTCCGGATCTGCAT
CGCAGGATGCTGCTGGCTACCCTGTGGAACACCTACATCTGTATTAACGAAGCG
CTAACCGTTTTTATCAGGCTCTGGGAGGCAGAATAAATGATCATATCGTCAATTA
TTACCTCCACGGGGAGAGCCTGAGCAAACCTGGCCTCAGGCATTTGAGAAGCAC
ACGGTCACACTGCTTCCGGTAGTCAATAAACCGGTAAACCAGCAATAGACATAA
GCGGCTATTTAACGACCCTGCCCTGAACCGACGACCGGGTTCGAATTTGCTTTCCG
AATTTCTGCCATTCATCCGCTTATTATCACTTATTACAGGCGTAGCACCAAGCGTT
TAAGGGCACCAATAACTGCCTTAAAAAATTACGCCCGCCCTGCCACTCATCG
CAGTACTGTTGTAATTCATTAAGCATTCTGCCGACATGGAAGCCATCACAGACG
GCATGATGAACCTGAATCGCCAGCGGCATCAGCACCTTGTCGCCTTGCGTATAA
TATTTGCCCATGGTGAAAACGGGGGCGAAGAAGTTGTCCATATTGGCCACGTTT
AAATCAAACCTGGTGAACTCACCCAGGGATTGGCTGAGACGAAAAACATATTC
TCAATAAACCCTTTAGGGAAATAGGCCAGGTTTTACCGTAACACGCCACATCTT
GCGAATATATGTGTAGAACTGCCGGAAATCGTCGTGGTATTCACTCCAGAGCG
ATGAAAACGTTTCAGTTTGCTCATGGAAAACGGTGTAACAAGGGTGAACACTAT
CCCATATCACCAGCTCACCGTCTTTCATTGCCATACG

pRC2311

TTTCTCTGTCCTTCCTGTGCGACGGTTACGCCGCTCCATGAGCTTATCGCGAAT
AAATACCTGTGACGGAAGATCACTTCGCAGAATAAATAAATCCTGGTGTCCCTGT
TGATACCGGGAAGCCCTGGGCCAACCTTTTGGCGAAAATGAGACGTTGATCGGC
ACGTAAGAGGTTCCAACCTTTCACCATAATGAAATAAGATCACTACCGGGCGTATT
TTTTGAGTTATCGAGATTTTTCAGGAGCTAAGGAAGCTAAAATGGAGAAAAAATC
ACTGGATATAACCACCGTTGATATATCCCAATGGCATCGTAAAGAACATTTTGAGG
CATTTTCAGTCAGTTGCTCAATGTACCTATAACCAGACCGTTCAGCTGGATATTAC
GGCCTTTTTAAAGACCGTAAAGAAAAATAAGCACAAGTTTTATCCGGCCTTTATT
CACATTCTTGCCCGCCTGATGAATGCTCATCCGGAGTTCCGTATGGCAATGAAA
GACGGTGAGCTGGTGATATGGGATAGTGTTACCCCTTGTTACACCGTTTTCCAT
GAGCAAACCTGAAACGTTTTTCATCGCTCTGGAGTGAATACCACGACGATTTCCGG
CAGTTTCTACACATATATTCGCAAGATGTGGCGTGTTACGGTGAAAACCTGGCC
TATTTCCCTAAAGGGTTTATTGAGAATATGTTTTTCGTCTCAGCCAATCCCTGGG
TGAGTTTCACCAGTTTTGATTTAAACGTGGCCAATATGGACAACCTTCTTCGCCCC
CGTTTTTCACCATGGGCAAATATTATACGCAAGGCGACAAGGTGCTGATGCCGCT
GGCGATTCAGGTTTCATCATGCCGTTTGTGATGGCTTCCATGTCGGCAGAATGCT
TAATGAATTACAACAGTACTGCGATGAGTGGCAGGGCGGGGCGTAATTTTTTTA
AGGCAGTTATTGGTGCCCTTAAACGCCTGGTTGCTACGCCTGAATAAGTGATAA
TAAGCGGATGAATGGCAGAAATTCGATGATAAGCTGTCAAACATGAGAATTGGT
CGACGGCGCGCCAAAGCTTGCATGCCTGCAGCCGCGTAACCTGGCAAATCGG
TTACGGTTGAGTAATAAATGGATGCCCTGCGTAAGCGGGGCACATTTTCATTACC
TCTTTCTCCGCACCCGACATAGATAATAACTTCGTATAGTATACATTATACGAAG
TTATCTAGTAGACTTAATTAAGGATCGATCCGGCGCGCCAATAGTCATGCCCCG
CGCCACCGGAAGGAGCTGACTGGGTTGAAGGCTCTCAAGGGCATCGGTCTGA
GCTTGACATTGTAGGACTATATTGCTCTAATAAATTTGCGGCCGCTAATACGACT
CACTATAGGGAGAGGATCCGCGGGATTACGAAATCATCCTGTGGAGCTTAGTAG
GTTTAGCAAGATGGCAGCGCCTAAATGTAGAATGATAAAAGGATTAAGAGATTA
ATTTCCCTAAAAATGATAAAACAAGCGTTTTTGAAGCGCTTGTTTTTTTGGTTTGC
AGTCAGAGTAGAATAGAAGTATCAAAAAAAGCACCGACTCGGTGCCACTTTTTTC
AAGTTGATAACGGACTAGCCTTATTTTAACTTGCTATGCTGTTTTGAATGGTTCC
ACAAGATTATTTTATAACTTTTATAACAAATAATCAAGGAGAAATTCAAAGAAAT
TTATCAGCCATAAAACAATACTTAATACTATAGAATGATAACAAAATAAACTACTT
TTAAAAGAATTTTGTGTTATAATCTATTTATTATTAAGTATTGGGTAATATTTTTT
GAAGAGCGGCCGCGTTAATAACAGGGGACGTGGTAATCCGTCCCCTTTTTATTT
CTGACTGAGTTAATAACAGGCCTGCTTCGGCAGGCCTTTTTATTTCTGACTGAGT
TCTTCTCAGGCCTGCTGGTAATCGCAGGCCTTTTTATTTTCTAGTCTGACTGACT
GACTGACTGACTGACTGACTGACTGACTGACTGACTGACTGACTGACTGACTGA
CTGACTGACTGACTGACTGACTGACTGACTGACTGACTGACTGACTGACTGACT
GACTGACTGACTGACTGACTGACTGACTGACTGACTGACTGACTGACTGACTGA
CTGACTGACCTCGAGATGGATAAGAAATACTCAATAGGCTTAGCTATCGGCACA
AATAGCGTCCGATGGGCGGTGATCACTGATGAATATAAGGTTCCGTCTAAAAG
TTCAAGGTTCTGGGAAATACAGACCGCCACAGTATCAAAAAAATCTTATAGGG
GCTCTTTTATTTGACAGTGGAGAGACAGCGGAAGCGACTCGTCTCAAACGGACA

GCTCGTAGAAGGTATACACGTCGGAAGAATCGTATTTGTTATCTACAGGAGATTT
TTTCAAATGAGATGGCGAAAGTAGATGATAGTTTCTTTCATCGACTTGAAGAGTC
TTTTTTGGTGAAGAAGACAAGAAGCATGAACGTCATCCTATTTTTGGAAATATA
GTAGATGAAGTTGCTTATCATGAGAAATATCCAACCTATCTATCATCTGCGAAAA
AATTGGTAGATTCTACTGATAAAGCGGATTTGCGCTTAATCTATTTGGCCTTAGC
GCATATGATTAAGTTTCGTGGTCATTTTTTATTGATTGAGGGAGATTTAAATCCTGAT
AATAGTGATGTGGACAAACTATTTATCCAGTTGGTACAAACCTACAATCAATTATT
TGAAGAAAACCTATTAACGCAAGTGGAGTAGATGCTAAAGCGATTCTTTCTGCA
CGATTGAGTAAATCAAGACGATTAGAAAATCTCATTGCTCAGCTCCCCGGTGAG
AAGAAAAATGGCTTATTTGGGAATCTCATTGCTTTGTCATTGGGTTTGACCCCTA
ATTTTAAATCAAATTTTATTGTTTGGCAGAAGATGCTAAATTACAGCTTTCAAAGAT
ACTTACGATGATGATTTAGATAATTTATTGGCGCAAATTGGAGATCAATATGCTG
ATTTGTTTTTGGCAGCTAAGAATTTATCAGATGCTATTTTACTTTTCAGATATCCTA
AGAGTAAATACTGAAATAACTAAGGCTCCCCTATCAGCTTCAATGATTAACGCT
ACGATGAACATCATCAAGACTTACTCTTTTAAAAGCTTTAGTTTCGACAACA
TCCAGAAAAGTATAAAGAAATCTTTTTTATCAATCAAAAAACGGATATGCAGGT
TATATTGATGGGGGAGCTAGCCAAGAAGAATTTTATAAATTTATCAAACCAATTTT
AGAAAAAATGGATGGTACTGAGGAATTATTGGTGAAGTAAATCGTGAAGATTTG
CTGCGCAAGCAACGGACCTTTGACAACGGCTCTATTCCCATCAAATTCATTG
GGTGAGCTGCATGCTATTTTGAAGAACAAGAAGACTTTTATCCATTTTTAAAG
ACAATCGTGAGAAGATTGAAAAAATCTTGACTTTTCGAATTCCTTATTATGTTGGT
CCATTGGCGCGTGGCAATAGTCGTTTTGCATGGATGACTCGGAAGTCTGAAGAA
ACAATTACCCCATGGAATTTTGAAGAAGTTGTCGATAAAGGTGCTTCAGCTCAAT
CATTTATTGAACGCATGACAAACTTTGATAAAAATCTTCAAATGAAAAAGTACTA
CCAAAACATAGTTTGCTTTATGAGTATTTTACGGTTTATAACGAATTGACAAAGGT
CAAATATGTTACTGAAGGAATGCGAAAACCAGCATTTCCTTCAGGTGAACAGAA
GAAAGCCATTGTTGATTTACTCTTCAAACAAATCGAAAAGTAACCGTTAAGCAA
TTAAAAGAAGATTATTTCAAAAAAATAGAATGTTTTGATAGTGTTGAAATTTGAGG
AGTTGAAGATAGATTTAATGCTTCATTAGGTACCTACCATGATTTGCTAAAATTA
TTAAAGATAAAGATTTTTTGGATAATGAAGAAAATGAAGATATCTTAGAGGATATT
GTTTTAACATTGACCTTATTTGAAGATAGGGAGATGATTGAGGAAAGACTTAAAA
CATATGCTCACCTCTTTGATGATAAGGTGATGAAACAGCTTAAACGTCGCCGTTA
TACTGGTTGGGGACGTTTGTCTCGAAAATTGATTAATGGTATTAGGGATAAGCAA
TCTGGCAAACAATATTAGATTTTTTGAATCAGATGGTTTTGCCAATCGCAATTT
TATGCAGCTGATCCATGATGATAGTTTACATTTAAAGAAGACATTCAAAAAGCA
CAAGTGTCTGGACAAGGCGATAGTTTACATGAACATATTGCAAATTTAGCTGGTA
GCCCTGCTATTA AAAAAGGTATTTTACAGACTGTAAAAGTTGTTGATGAATTGGT
CAAAGTAATGGGGCGGCATAAGCCAGAAAATATCGTTATTGAAATGGCACGTGA
AAATCAGACAACCTCAAAGGGCCAGAAAATTCGCGAGAGCGTATGAAACGAAT
CGAAGAAGGTATCAAAGAATTAGGAAGTCAGATTCTTAAAGAGCATCCTGTTGA
AAATACTCAATTGCAAATGAAAAGCTCTATCTCTATTATCTCAAATGGAAGA
GACATGTATGTGGACCAAGAATTAGATATTAATCGTTTAAAGTGATTATGATGTCG
ATGCCATTGTTCCACAAAGTTTCCTTAAAGACGATTCAATAGACAATAAGGTCTT
AACGCGTTCTGATAAAAATCGTGGTAAATCGGATAACGTTCCAAGTGAAGAAGT

AGTCAAAAAGATGAAAACTATTGGAGACAACCTTCTAAACGCCAAGTTAATCACT
CAACGTAAGTTTGATAATTTAACGAAAGCTGAACGTGGAGGTTTGAGTGAACCTTG
ATAAAGCTGGTTTTATCAAACGCCAATTGGTTGAAACTCGCCAAATCACTAAGCA
TGTGGCACAAATTTTGGATAGTCGCATGAATACTAAATACGATGAAAATGATAAA
CTTATTCGAGAGGTTAAAGTGATTACCTTAAATCTAAATTAGTTTCTGACTTCCG
AAAAGATTTCCAATTCTATAAAGTACGTGAGATTAACAATTACCATCATGCCCAT
GATGCGTATCTAAATGCCGTCGTTGGAACCTGCTTTGATTAAGAAATATCCAAAAC
TTGAATCGGAGTTTGTCTATGGTGATTATAAAGTTTATGATGTTTCGTAAAATGATT
GCTAAGTCTGAGCAAGAAATAGGCAAAGCAACCGCAAATATTTCTTTTACTCTA
ATATCATGAACTTCTTCAAACAGAAATTACACTTGCAAATGGAGAGATTCGCAA
ACGCCCTCTAATCGAAACTAATGGGGAAACTGGAGAAATTGTCTGGGATAAAGG
GCGAGATTTTGGCACAGTGCGCAAAGTATTGTCCATGCCCAAGTCAATATTGT
CAAGAAAACAGAAGTACAGACAGGCGGATTCTCCAAGGAGTCAATTTTACCAA
AAGAAATTCGGACAAGCTTATTGCTCGTAAAAAAGACTGGGATCCAAAAAATAT
GGTGGTTTTGATAGTCCAACGGTAGCTTATTAGTCCCTAGTGGTTGCTAAGGTG
GAAAAGGGAAATCGAAGAAGTTAAATCCGTTAAAGAGTTACTAGGGATCACA
ATTATGGAAAGAAGTTCCTTTGAAAAAATCCGATTGACTTTTTAGAAAGCTAAAG
GATATAAGGAAGTTAAAAAAGACTTAATCATTAAACTACCTAAATATAGTCTTTTT
GAGTTAGAAAACGGTCGTAAACGGATGCTGGCTAGTGCCGGAGAATTACAAAA
GGAAATGAGCTGGCTCTGCCAAGCAAATATGTGAATTTTTTATATTTAGCTAGTC
ATTATGAAAAGTTGAAGGGTAGTCCAGAAGATAACGAACAAAAACAATTGTTTGT
GGAGCAGCATAAGCATTATTTAGATGAGATTATTGAGCAAATCAGTGAATTTTCT
AAGCGTGTTATTTTAGCAGATGCCAATTTAGATAAAGTTCTTAGTGATATAACA
AACATAGAGACAAACCAATACGTGAACAAGCAGAAAATATTATTCATTTATTTAC
GTTGACGAATCTTGGAGCTCCCGCTGCTTTTAAATATTTTGATAACAACATTGAT
CGTAAACGATATACGTCTACAAAAGAAGTTTTAGATGCCACTCTTATCCATCAAT
CCATCACTGGTCTTTATGAAACACGCATTGATTTGAGTCAGCTAGGAGGTCCTA
GGGGAGGTGGCTCAGAAGGTGGCGGATCTGAAGGTGGCTCTGGAACCTAGTATG
AGCGATAAAATTATTCACCTGACTGACGACAGTTTTGACACGGATGTAICTCAAAG
CGGACGGGGCGATCCTCGTCGATTTCTGGGCAGAGTGGTGCGGTCCGTGCAAA
ATGATCGCCCCGATTCTGGATGAAATCGCTGACGAATATCAGGGCAAACCTGACC
GTTGCAAACCTGAACATCGATCAAACCCTGGCACTGCGCCGAAATATGGCATC
CGTGGTATCCCGACTCTGCTGCTGTTCAAAAACGGTGAAGTGGCGGCAACCAAA
GTGGGTGCACTGTCTAAAGGTCAGTTGAAAGAGTTCCTCGACGCTAACCTGGCC
GGTTCTGGTTCTGGCCATATGCACCATCATCATCATTCTTCTGGTCTGGTGC
CACGCGGTTCTGGTATGAAAGAAACCGCTGCTGCTAAATTCGAACGCCAGCACA
TGGACAGCCCAGATCTGGGTACCGACGACGACGACAAGGCCATGGCTGATATC
GGATCCCATATGAAATGATGCTCGATAAGAAACAGATTCGTGCGATCTTTCTCT
TTGAGTTTAAATGGGTGCGCAAAGCGGCGGAGACGACGCGTAATATTAACAACG
CGTTCGGTCTTGGCACCGCGAACGAGCGTACCGTGCAATGGTGGTTCAAAAAG
TTTCGCAAAGGCGACGAATCTCTGGAGGACGAAGAGCGTTCTGGCCGCCCGT
CGAGGTTGACAACGACCAGCTGCGTGCAATCATCGAAGCTGATCCGCTGACTA
CCACCCGCGAAGTTGCTGAAGAACTGAATGTGGATCACTCTACTGTGGTTCCGCC
ACCTGAAACAGATCGGTAAAGTAAAAAAGACTGGACAAATGGGTTCTCATGAAC

TGTCTGAAAACCAGAAAAACCGTCGTTTTCGAAGTTAGCTCCTCTCTGATTCTGCG
TAACAACAACGAACCGTTCCTGGATCGTATCGTAACCTGTGATGAGAAATGGAT
TCTGTATGATAACCGTCGCCGCTCTGCTCAGTGGCTGGATCGCGAAGAAGCTCC
AAAACACTTCCCGAAACCGAATCTGCACCAGAAGAAAGTCATGGTAACCGTATG
GTGGTCTGCCGCAGGTGTTATCCACTATTCCTTCTGAACCCGGGCGAAACTAT
CACCAGCGAAAAATACTGCCAGCAGATTGACGAAATGCACCGTAAACTGCAGCG
TCTGCAGCCAGCACTGGTGAATCGTAAAGGTCCGATCCTGCTGCATGATAACGC
CCGTCCGCACGTTGCCCAACCGACCCTGCAGAACTGAACGAACTGGGCTATG
AAGTTCTGCCACACCCGCCGTACTCCCCGGATCTGTCCCCGACTGACTACCATT
TCTTCAAGCATCTGGACAACCTTCTGCAGGGTAAACGTTTTTCACAACCAACAGG
ACGCAGAAAACGCTTTCCAGGAGTTCGTGCGAAAGCCGTTCCACTGACTTCTACG
CGACCGGTATCAACAAGCTGATCAGCCGTTGGCAGAAATGCGTGGACTGTAAC
GGCAGCTACTTCGATTAAGACGTCTTAATAACTAAAAATATGGTATAATACTCTTA
ATAAATGCAGTAATACAGGGGCTTTTCAAGACTGAAGTCTAGCTGAGACAAATA
GTGCGATTACGAAATTTTTAGACAAAATAGTCTACGAGGTTTTAGAGCTATGC
TGTTTTGAATGGTCCCAAACGGTTTTCCAGTCACGACGTTGTAAAACGAGTTT
TAGAGCTATGCTGTTTTGAATGGTCCCAAACCTTCAGCACACTGAGACTTGTTGA
GTTCCATGTTTTAGAGCTATGCTGTTTTGAATGGACTCCATTCAACATTGCCGAT
GATAACTTGAGAAAGAGGGTTAATACCAGCAGTCGGATACCTTCCTATTCTTTCT
GTTAAAGCGTTTTTCATGTTATAATAGGCCAAAAGAAGAGTAGTGTGATCGCCGCG
GATCCTTCTATAGTGTACCTAAATGTGACGGCCAGGCGGCCGCGCCAGGCCTA
CCCCTAGTCAATTCGGGAGGATCGAAACGGCAGATCGCAAAAACAGTACATA
CAGAAGGAGACATGAACATGAACATCAAAAAAATTGTAAAACAAGCCACAGTTCT
GACTTTTACGACTGCACTTCTGGCAGGAGGAGCGACTCAAGCCTTCGCGAAAGA
AAATAACCAAAAAGCATACAAAGAAACGTACGGCGTCTCTCATATTACACGCCAT
GATATGCTGCAGATCCCTAACAGCAGCAAACGAAAAATACCAAGTGCCTCAA
TTCGATCAATCAACGATTAATAAATATTGAGTCTGCAAAAGGACTTGATGTGTGGG
ACAGCTGGCCGCTGCAAAACGCTGACGGAACAGTAGCTGAATACAACGGCTAT
CACGTTGTGTTTGCTCTTGCGGGAAGCCCGAAAGACGCTGATGACACATCAATC
TACATGTTTTATCAAAGGTTCGGCGACAACCTCAATCGACAGCTGGAAAAACGCG
GGCCGTGTCTTTAAAGACAGCGATAAGTTCGACGCCAACGATCCGATCCTGAAA
GATCAGACGCAAGAATGGTCCGGTTCTGCAACCTTTACATCTGACGGAAAAATC
CGTTTATTCTACACTGACTATTCCGGTAAACATTACGGCAAACAAAGCCTGACAA
CAGCGCAGGTAAATGTGTCAAATCTGATGACACACTCAAATCAACGGAGTGG
AAGATCACAAAACGATTTTTGACGGAGACGAAAAACATATCAGAACGTTTCAGC
AGTTTATCGATGAAGGCAATTATACATCCGGCGACAACCATACGCTGAGAGACC
CTCACTACGTTGAAGACAAAGGCCATAAATACCTTGTATTGAAAGCCAACACGG
GAACAGAAAACGGATACCAAGGCCGAAGAATCTTTATTTAACAAAGCGTACTACG
GCGGCGGCACGAACTTCTCCGTAAAGAAAGCCAGAAGCTTCAGCAGAGCGCT
AAAAACGCGATGCTGAGTTAGCGAACGGCGCCCTCGGTATCATAGAGTTAAAT
AATGATTACACATTGAAAAAAGTAATGAAGCCGCTGATCACTTCAAACACGGTAA
CTGATGAAATCGAGCGCGGAATGTTTTCAAATGAACGGCAAATGGTACTTGT
TCACTGATTCACGCGGTTCAAATAATGACGATCGATGGTATTAATACTCAAACGATAT
TTACATGCTTGGTTATGTATCAAACCTTTAACCGGCCCTTACAAGCCGCTGAAC

AAAACAGGGCTTGTGCTGCAAATGGGTCTTGATCCAAACGATGTGACATTCACT
TACTCTCACTTCGCAGTGCCGCAAGCCAAAGGCAACAATGTGGTTATCACAAGC
TACATGACAAACAGAGGCTTCTTCGAGGATAAAAAGGCAACATTTGCGCCAAGC
TTCTTAATGAACATCAAAGGCAATAAAACATCCGTTGTCAAAAACAGCATCCTGG
AGCAAGGACAGCTGACAGTCAACTAATAACAGCAAAAAGAAAATGCCGATACTT
CATTGGCATTTCCTTTATTTCTCAACAAGATGGTGAATTGACTAGTGGGTAGAT
CCACAGGACGGGTGTGGTCGCCATGATCGCGTAGTCGATAGTGGCTCCAAGTA
GCGAAGCGAGCAGGACTGGGCGGCGGCCAAAGCGGTTCGGACAGTGCTCCGAG
AACGGGTGCGCATAGAAATTGCATCAACGCATATAGCGCTAGCAGCACGCCATA
GTGACTGGCGATGCTGTCCGAATGGACGATATCCCGCAAGAGGCCCGGCAGTA
CCGGCATAACCAAGCCTATGCCTACAGCATCCAGGGTGACGGTGCCGAGGATG
ACGATGAGCGCATTGTTAGATTTTCATACACGGTGCCTGACTGCGTTAGCAATTTA
ACTGTGATAAACTACCGCATTAAAGCTTATCGATGATAAGCTGTCAAACATGAGA
ATTGATCCGGAACCCTTAATATAACTTCGTATAATGTATGCTATACGAAGTTATTA
GGTCCCTCGACTATAGGGTCACCGTCGACAGCGACACACTTGCATCGGATGCA
GCCCGGTTAACGTGCCGGCACGGCCTGGGTAAACCAGGTATTTTGTCCACATAA
CCGTGCGCAAATGTTGTGGATAAGCAGGACACAGCAGCAATCCACAGCAGGC
ATACAACCGCACACCGAGGTTACTCCGTTCTACAGGTTACGACGACATGTCAAT
ACTTGCCCTTGACAGGCATTGATGGAATCGTAGTCTCACGCTGATAGTCTGATC
GACAATACAAGTGGGACCGTGGTCCCAGACCGATAATCAGACCGACAACACGA
GTGGGATCGTGGTCCCAGACTAATAATCAGACCGACGATACGAGTGGGACCGT
GGTCCCAGACTAATAATCAGACCGACGATACGAGTGGGACCGTGGTTCCAGAC
TAATAATCAGACCGACGATACGAGTGGGACCGTGGTCCCAGACTAATAATCAGA
CCGACGATACGAGTGGGACCATGGTCCCAGACTAATAATCAGACCGACGATAC
GAGTGGGACCGTGGTCCCAGTCTGATTATCAGACCGACGATACGAGTGGGACC
GTGGTCCCAGACTAATAATCAGACCGACGATACGAGTGGGACCGTGGTCCCAG
ACTAATAATCAGACCGACGATACGAGTGGGACCGTGGTCCCAGTCTGATTATCA
GACCGACGATACAAGTGGAACAGTGGGCCCAGAGAGAATATTCAGGCCAGTTA
TGCTTTCTGGCCTGTAACAAAGGACATTAAGTAAAGACAGATAAACGTAGACTAA
AACGTGGTTCGCATCAGGGTGCTGGCTTTTCAAGTTCCTTAAGAATGGCCTCAAT
TTTCTCTATACACTCAGTTGGAACACGAGACCTGTCCAGGTTAAGCACCATTTTA
TCGCCCTTATACAATACTGTGCTCCAGGAGCAAACCTGATGTGCTGAGCTTAAA
CTAGTTCTTGATGCAGATGACGTTTTAAGCACAGAAGTTAAAAGAGTGATAACTT
CTTCAGCTTCAAATATCACCCAGCTTTTTTCTGCTCATGAAGGTTAGATGCCTG
CTGCTTAAGTAATTCCTCTTTATCTGTAAAGGCTTTTTGAAGTGCATCACCTGAC
CGGGCAGATAGTTCACCGGGGTGAGAAAAAAGAGCAACAACCTGATTTAGGCAAT
TTGGCGGTGTTGATACAGCGGGTAATAATCTTACGTGAAATATTTTCCGCATCAG
CCAGCGCAGAAATATTTCCAGCAAATTCATTCTGCAATCGGCTTGCATAACGCT
GACCACGTTTATAAGCACTTGTGGGCGATAATCGTTACCCAATCTGGATAATG
CAGCCATCTGCTCATCATCCAGCTCGCCAACCAGAACACGATAATCACTTTCCG
TAAGTGCAGCAGCTTACGACGGCGACTCCCATCGGCAATTTCTATGACACCAG
ATACTCTTCGACCGAACGCCGGTGTCTGTTGACCAGTCAGTAGAAAAGAAGGGA
TGAGATCATCCAGTGCGTCCTCAGTAAGCAGCTCCTGGTCACGTTTATTACCTG
ACCATACCCGAGAGGTCTTCTCAACACTATCACCCCGGAGCACTTCAAGAGTAA

ACTTCACATCCCGACCACATACAGGCAAAGTAATGGCATTACCGCGAGCCATTA
CTCCTACGCGCGCAATTAACGAATCCACCATCGGGGCAGCTGGTGTGATAAC
GAAGTATCTTCAACCGGTTGAGTATTGAGCGTATGTTTTGGAATAACAGGCGCA
CGCTTCATTATCTAATCTCCCAGCGTGGTTTAATCAGACGATCGAAAATTTTCATT
GCAGACAGGTTCCCAAATAGAAAGAGCATTCTCCAGGCACCAGTTGAAGAGCG
TTGATCAATGGCCTGTTCAAAAACAGTTCTCATCCGGATCTGACCTTTACCAACT
TCATCCGTTTCACGTACAACATTTTTTTAGAACCATGCTTCCCCAGGCATCCCGAA
TTTGCTCCTCCATCCACGGGGACTGAGAGCCATTACTATTGCTGTATTTGGTAA
GCAAATACGTACATCAGGCTCGAACCCCTTAAAGATCAACGTTCTTGAGCAGAT
CACGAAGCATATCGAAAACTGCAGTGC GGAGGTGTAGTCAAACA ACTCAGCAG
GCGTGGGAACAATCAGCACATCAGCAGCACATACGACATTAATCGTGCCGATAC
CCAGGTTAGGCGCGCTGTCAATAACTATGACATCATAGTCATGAGCAACAGTTT
CAATGGCCAGTCGGAGCATCAGGTGTGGATCGGTGGGCAGTTTACCTTCATCAA
ATTTGCCCATTA ACTCAGTTTCAATACGGTGCAGAGCCAGACAGGAAGGAATAA
TGTC AAGCCCCGGCCAGCAAGTGGGCTTTATTGCATAAGTGACATCGTCCTTTT
CCCCAAGATAGAAAGGCAGGAGAGTGTCTTCTGCATGAATATGAAGATCTGGTA
CCCATCCGTGATACATTGAGGCTGTTCCCTGGGGGTGCTTACCTTCCACGAGCA
AAACACGTAGCCCCTTCAGAGCCAGATCCTGAGCAAGATGAACAGAACTGAG
GTTTTGTAAACGCCACCTTTATGGGCAGCAACCCCGATCACCGGTGGAAATACG
TCTTCAGCACGT CGCAATCGCGTACCAAACACATCACGCATATGATTAATTTGTT
CAATTGTATAACCAACACGTTGCTCAACCCGTCTCGAATTTCCATATCCGGGTG
CGGTAGTCGCCCTGCTTTCTCGGCATCTCTGATAGCCTGAGAAGAAACCCCAAC
TAAATCCGCTGCTTACCTATTCTCCAGCGCCGGGTTATTTTCTCGCTTCCGG
GCTGTCATCATTA AACTGTGCAATGGCGATAGCCTTCGTCATTTTCATGACCAGC
GTTTATGCACTGGTTAAGTGT TCCATGAGTTTCATTCTGAACATCCTTTAATCAT
TGCTTTGCGTTTTTTTTATTAAATCTTGCAATTTACTGCAAAGCAACAACAAAATCG
CAAAGTCATCAAAAAACCGCAAAGTTGTTTAAAATAAGAGCAACACTACAAAAGG
AGATAAGAAGAGCACATACCTCAGTCACTTATTATCACTAGCGCTCGCCGCAGC
CGTGTAACCGAGCATAGCGAGCGAACTGGCGAGGAAGCAAAGAAGAACTGTTT
TGTCAGATAGCTCTTACGCTCAGCGCAAGAAGAAATATCCACCGTGGGAAAAAC
TCCAGGTAGAGGTACACACGCGGATAGCCAATTCAGAGTAATAAACTGTGATAA
TCAACCCTCATCAATGATGACGAACTAACCCCGATATCAGGTCACATGACGAA
GGGAAAGAGAAGGAAATCAACTGTGACAACTGCCCTCAAATTTGGCTTCCTTA
AAAATTACAGTTCAAAAAGTATGAGAAAATCCATGCAGGCTGAAGGAAACAGCA
AAACTGTGACAAATTACCCTCAGTAGGTCAGAACAATGTGACGAACCACCCTC
AAATCTGTGACAGATAACCCTCAGACTATCCTGTGTCATGGAAGTGATATCGC
GGAAGGAAAATACGATATGAGTCGTCTGGCGGCCTTTCTTTTTCTCAATGTATGA
GAGGCGCATTGGAGTTCTGCTGTTGATCTCATTAAACACAGACCTGCAGGAAGCG
GCGGCGGAAGTCAGGCATACGCTGGTAACTTTGAGGCAGCTGGTAAACGCTCTA
TGATCCAGTCGATTTTCAGAGAGACGATGCCTGAGCCATCCGGCTTACGATACT
GACACAGGGATTTCGTATAAACGCATGGCATAACGGATTGGTGATTTCTTTTGTTC
ACTAAGCCGAACTGCGTAAACCGGTTCTGTAACCCGATAAAGAAGGGAATGAG
ATATGGGTTGATATGTACACTGTAAAGCCCTCTGGATGGACTGTGCGCACGTTT
GATAAACCAAGGAAAAGATTCATAGCCTTTTTTCATCGCCGGCATCCTCTTCAGG

GCGATAAAAAACCACTTCCTTCCCCGCGAAACTCTTCAATGCCTGCCGTATATC
CTTACTGGCTTCCGCAGAGGTCAATCCGAATATTTTCAGCATATTTAGCAACATGG
ATCTCGCAGATACCGTCATGTTCCCTGTAGGGTGCCATCAGATTTTCTGATCTGGT
CAACGAACAGATACAGCATAACGTTTTTTCATCCCGGGAGAGACTATATGCCGCCT
CAGTGAGGTCGTTTACTGGACGATTCGCGGGCTATTTTACGTTTCTTGTGATT
GATAACCGCTGTTTCCGCCATGACAGATCCATGTGAAGTGTGACAAGTTTTTAG
ATTGTCACACTAAATAAAAAAGAGTCAATAAGCAGGGATAACTTTGTGAAAAAC
AGCTTCTTCTGAGGGCAATTTGTCACAGGGTTAAGGGCAATTTGTCACAGACAG
GACTGTCATTTGAGGGTGATTTGTCACACTGAAAGGGCAATTTGTCACAACACC
TTCTCTAGAACCAGCATGGATAAAGGCCTACAAGGCGCTCTAAAAAGAAGATC
TAAAACTATAAAAAAATAATTATAAAAATATCCCCGTGGATAAGTGGATAACC
CCAAGGGAAGTTTTTTCAGGCATCGTGTGTAAGCAGAATATATAAGTGTGTTCC
CTGGTGCTTCCCTCGCTCACTCGAGGGCTTCGCCCTGTCGCTCAACTGCGGGCA
GCACTACTGGCTGTAAAAGGACAGACCACATCATGGTTCTGTGTTTATTAGGTT
GTTCTGTCCATTGCTGACATAATCCGCTCCACTTCAACGTAACACCGCACGAAG
ATTTCTATTGTTCTGAAGGCATATTCAAATCGTTTTCGTTACCGCTTGCAGGCA
TCATGACAGAACACTACTTCTATAAACGCTACACAGGCTCCTGAGATTAATAAT
GCGGATCTCTACGATAATGGGAGATTTTCCCGACTGTTTCGTTTCGCTTCTCAGT
GGATAACAGCCAGCTTCTCTGTTTAAACAGACAAAAACAGCATATCCACTCAGTTC
CACATTTCCATATAAAGGCCAAGGCATTTATTCTCAGGATAATTGTTTCAGCATC
GCAACCGCATCAGACTCCGGCATCGAAACTGCACCCGGTGCCGGGCAGCCAC
ATCCAGCGCAAAAACCTTCGTGTAGACTTCCGTTGAACTGATGGACTTATGTCC
CATCAGGCTTTGCAGAACTTTAGCGGTATACCGGCATACAGCATGTGCATCGC
ATAGGAATGGCGGAACGTATGTGGTGTGACCGGAACAGAGAACGTCACACCGT
CAGCAGCAGCGGCGGCAACCGCCTCCCCAATCCAGGTCCTGACCGTTCTGTCC
GTCACTTCCCAGATCCGCGC

pRC2312

GGTCGGGCTGAACGGGGGGTTCGTGCACACAGCCCAGCTTGGAGCGAACGAC
CTACACCGAACTGAGATACCTACAGCGTGAGCTATGAGAAAGCGCCACGCTTCC
CGAAGGGAGAAAGGCGGACAGGTATCCGGTAAGCGGCAGGGTTCGGAACAGGA
GAGCGCACGAGGGAGCTTCCAGGGGGAAACGCCTGGTATCTTTATAGTCCTGT
CGGGTTTCGCCACCTCTGACTTGAGCGTCGATTTTTGTGATGCTCGTCAGGGGG
GCGGAGCCTATGGAAAAACGCCAGCAACGCGGCCTTTTTACGGTTCCTGGCCT
TTTGCTGGCCTTTTGCTCACATGTTCTTTCCTGCGTTATCCCCTGATTCTGTGGA
TAACCGTATTACCGCCTTTGAGTGAGCTGATACCGCTCGCCGCAGCCGAACGAC
CGAGCGCAGCGAGTCAGTGAGCGAGGAAGCGGAAGAGCGCCCAATACGCAAA
CCGCCTTCCCCGCGCGTTGGCCGATTCATTAATGCAGCTGGCAGCAGAGGTT
TCCCGACTGGAAAGCGGGCAGTGAGCGCAACGCAATTAATGTGAGTTAGCTCA
CTCATTAGGCACCCAGGCTTTACACTTTATGCTTCCGGCTCGTATGTTGTGTG
GAATTGTGAGCGGATAACAATTTACACAGGAAACAGCTATGACCATGATTACG
CCAAGCGCGCAATTAACCCTCACTAAAGGGGAACAAAAGCTGGAGCTCCACCGC
GGTGGCGGCGCTCTAGAAGTAGTGGATCCCCCGGGCTGCAGGAATTCGATAT

CAAGCTTATCGATACCGTCGACCTCGAGGGGGGGCCCGGTACCCAATTCGCCC
TATAGTGAGTCGTATTACGCGCGCTCACTGGCCGTCGTTTTACAACGTCGTGAC
TGGGAAAACCCCTGGCGTTACCCAACCTTAATCGCCTTGCAGCACATCCCCCTTTC
GCCAGCTGGCGTAATAGCGAAGAGGCCCGCACCGATCGCCCTTCCAACAGTT
GCGCAGCCTGAATGGCGAATGGGACGCGCCCTGTAGCGGCGCATTAAAGCGCG
GCGGGTGTGGTGGTTACGCGCAGCGTGACCGCTACACTTGCCAGCGCCCTAGC
GCCCGCTCCTTTTCGCTTTCTTCCCTTCTTTCTCGCCACGTTTCGCCGGCTTTCC
CCGTCAAGCTCTAAATCGGGGGCTCCCTTTAGGGTTCCGATTTAGTGCTTTACG
GCACCTCGACCCCAAAAACTTGATTAGGGTGATGGTTCACGTAGTGCAATTTA
GGTGGCACTTTTCGGGGAAATGTGCGCGGAACCCCTATTTGTTATTTTTCTAAA
TACATTCAAATATGTATCCGCTCATGAGACAATAACCCTGATAAATGCTTCAATA
ATATTGAAAAGGAAGAGTATGAGTATTCAACATTTCCGTGTCGCCCTTATTCCC
TTTTTTGCGGCATTTTGCCTTCTGTTTTTGCTCACCCAGAAACGCTGGTGAAAG
TAAAAGATGCTGAAGATCAGTTGGGTGCACGAGTGGGTACATCGAACTGGATC
TCAACAGCGGTAAGATCCTTGAGAGTTTTCGCCCCGAAGAACGTTTTCCAATGA
TGAGCACTTTTAAAGTTCTGCTATGTGGCGCGGTATTATCCCGTATTGACGCCG
GGCAAGAGCAACTCGGTCGCCGCATACACTATTCTCAGAATGACTTGGTTGAGT
ACTCACCAGTCACAGAAAAGCATCTTACGGATGGCATGACAGTAAGAGAATTAT
GCAGTGCTGCCATAACCATGAGTGATAACACTGCGGCCAACTTACTTCTGACAA
CGATCGGAGGACCGAAGGAGCTAACCGCTTTTTTGCACAACATGGGGGATCAT
GTAACCTCGCCTTGATCGTTGGGAACCGGAGCTGAATGAAGCCATACCAAACGAC
GAGCGTGACACCACGATGCCTGTAGCAATGGCAACAACGTTGCGCAAACCTATTA
ACTGGCGAACTACTTACTCTAGCTTCCCGGCAACAATTAATAGACTGGATGGAG
GCGGATAAAGTTGCAGGACCCTTCTGCGCTCGGCCCTTCCGGCTGGCTGGTT
TATTGCTGATAAATCTGGAGCCGGTGAGCGTGGGTCTCGCGGTATCATTGCAGC
ACTGGGGCCAGATGGTAAGCCCTCCCGTATCGTAGTTATCTACACGACGGGGA
GTCAGGCAACTATGGATGAACGAAATAGACAGATCGCTGAGATAGGTGCCTCAC
TGATTAAGCATTGGTAACTGTCAGACCAAGTTTACTCATATATACTTTAGATTGAT
TTAAAACCTTCATTTTTAATTTAAAAGGATCTAGGTGAAGATCCTTTTTGATAATCT
CATGACCAAAATCCCTTAACGTGAGTTTTCGTTCCACTGAGCGTCAGACCCCGT
AGAAAAGATCAAAGGATCTTCTTGAGATCCTTTTTTTCTGCGCGTAATCTGCTGC
TTGCAAACAAAAAAACCACCGCTACCAGCGGTGGTTTTGTTTGCCGGATCAAGAG
CTACCAACTCTTTTTCCGAAGGTAACCTGGCTTCAGCAGAGCGCAGATACCAAT
ACTGTCCTTCTAGTGTAGCCGTAGTTAGGCCACCACTTCAAGAACTCTGTAGCA
CCGCCTACATACCTCGCTCTGCTAATCCTGTTACCAGTGGCTGCTGCCAGTGGC
GATAAGTCGTGTCTTACCGGGTTGGACTCAAGACGATAGTTACCGGATAAGGCG
CAGCGGTCGGGCTGAACGGGGGGTTCGTGCACACAGCCCAGCTTGGAGCGAA
CGACCTACACCGAACTGAGATACCTACAGCGTGAGCTATGAGAAAGCGCCACG
CTTCCCGAAGGGAGAAAGGCGGACAGGTATCCGGTAAGCGGCAGGGTCCGGAA
CAGGAGAGCGCACGAGGGAGCTTCCAGGGGGAAACGCCTGGTATCTTTATAGT
CCTGTGCGGTTTTCGCCACCTCTGACTTGAGCGTCGATTTTTGTGATGCTCGTCA
GGGGGGCGGAGCCTATGGAAAACGCCAGCAACGCGGCCTTTTTACGGTTCCT
GGCCTTTTGCTTATAAGGGATTTTGCCGATTTCCGGCCTATTGGTTAAAAAATGAG
CTGATTTAACAAAAATTTAACGCGAATTTAACAAAAATTTAACGCTTACAATTTA

GGTGGCACTTTTCGGGGAAATGTGCGCGGAACCCCTATTTGTTTATTTTTCTAAA
TACATTCAAATATGTATCCGCTCATGAGACAATAACCCTGATAAATGCTTCAATA
ATATTGAAAAGGAAGAGTATGAGTATTCAACATTTCCGTGTCGCCCTTATTCCC
TTTTTTGCGGCATTTTGCCTTCCTGTTTTTGTCTACCCAGAAACGCTGGTGAAAG
TAAAAGATGCTGAAGATCAGTTGGGTGCACGAGTGGGTACATCGAACTGGATC
TCAACAGCGGTAAGATCCTTGAGAGTTTTCGCCCCGAAGAACGTTTTCCAATGA
TGAGCACTTTTAAAGTTCTGCTATGTGGCGCGGTATTATCCCGTATTGACGCCG
GGCAAGAGCAACTCGGTGCGCCGATACACTATTCTCAGAATGACTTGGTTGAGT
ACTCACCAGTCACAGAAAAGCATCTTACGGATGGCATGACAGTAAGAGAATTAT
GCAGTGCTGCCATAACCATGAGTGATAACACTGCGGCCAACTTACTTCTGACAA
CGATCGGAGGACCGAAGGAGCTAACCGCTTTTTTGCACAACATGGGGGATCAT
GTA ACTCGCCTTGATCGTTGGGAACCGGAGCTGAATGAAGCCATACCAAACGAC
GAGCGTGACACCACGATGCCTGTAGCAATGGCAACAACGTTGCGCAAACCTATTA
ACTGGCGAACTACTTACTCTAGCTTCCCGGCAACAATTAATAGACTGGATGGAG
GCGGATAAAGTTGCAGGACCACTTCTGCGCTCGGCCCTTCCGGCTGGCTGGTT
TATTGCTGATAAATCTGGAGCCGGTGAGCGTGGGTCTCGCGGTATCATTGCAGC
ACTGGGGCCAGATGGTAAGCCCTCCCGTATCGTAGTTATCTACACGACGGGGA
GTCAGGCAACTATGGATGAACGAAATAGACAGATCGCTGAGATAGGTGCCTCAC
TGATTAAGCATTGGTAACTGTCAGACCAAGTTTACTCATATATACTTTAGATTGAT
TAAAACCTTCATTTTTAATTTAAAAGGATCTAGGTGAAGATCCTTTTTGATAATCT
CATGACCAAATCCCTTAACGTGAGTTTTCGTCCACTGAGCGTCAGACCCCGT
AGAAAAGATCAAAGGATCTTCTTGAGATCCTTTTTTCTGCGCGTAATCTGCTGC
TTGCAAACAAAAAACCACCGCTACCAGCGGTGGTTTGTGGCCGGATCAAGAG
CTACCAACTCTTTTTCCGAAGGTA ACTGGCTTCAGCAGAGCGCAGATAACCAAT
ACTGTCCTTCTAGTGTAGCCGTAGTTAGGCCACCACTTCAAGAACTCTGTAGCA
CCGCCTACATACCTCGCTCTGCTAATCCTGTTACCAGTGGCTGCTGCCAGTGGC
GATAAGTCGTGTCTTACCGGGTTGGACTCAAGACGATAGTTACCGGATAAGGCG
CAGC

pRC2313

GGTCGGGCTGAACGGGGGGTTCGTGCACACAGCCCAGCTTGGAGCGAACGAC
CTACACCGAACTGAGATACCTACAGCGTGAGCTATGAGAAAGCGCCACGCTTCC
CGAAGGGAGAAAGGCGGACAGGTATCCGGTAAGCGGCAGGGTTCGGAACAGGA
GAGCGCACGAGGGAGCTTCCAGGGGGAAACGCCTGGTATCTTTATAGTCCTGT
CGGGTTTTCGCCACCTCTGACTTGAGCGTCGATTTTTGTGATGCTCGTCAGGGGG
GCGGAGCCTATGGAAAACGCCAGCAACGCGGCCTTTTTACGGTTCCTGGCCT
TTTGCTGGCCTTTTGTCTACATGTGGCCTACGTTTTAATGCCAGCAAAAATGGTG
AATTACCTGGATAATCAACTCACGGGTGGGTTTAATAAACCGCGTCTCCAGATAT
TCATCAGGCTGATGAGCTTGATTGATGGAACCCGGACCGAGCACCAGCGTAGG
GCATAACGTTTGAATAAACGGCGCTTCGGTACAGTAATTCACCACTTCGGTTTTT
GCTCCGAGCAATTTCTCAACCACTTCAACCAGTTGATGATTCGGTGGGCATTCA
TAGCCAGGGATCGGCGGATGCAGCTCGTCGACCGTCAGACGACCCGGCCAGC
GTTGCTCACCGGAGCCAATGCATCGTTGAGCAAACCATTAAGTTCATTGAGTG

TCATGCCAGGCAGCGGACGAATATCCATATGCAACTCACAGCAAGCGCAAATAC
GGTTAGAAGCGTCGCCACCGTGAATATGCCCGAGGTTGAGCGTAGGGTATGGC
ACGGTAAACGCTTCGTAGTGATAACGTTCTTTCAGGTTATCGCGCAATTGCAAAA
TATGCCCGATGGCGTCGTGCATTAGTTCGATAGCGTTAACTCCGCGTGCTGGAT
CGCTGGAGTGCCCCGACTGGCCCTGAATACGGATGGCGTTAGAGATATGACCT
TTATGTGCGCGTACCGGTTGTAGTGACGTGCGTTTCGCCAATGATGGCGCAATCC
GGGCGCAGGGCGGTAGTTTCGGCAAATAACGCGCTCCGGCCATACTGGTTTC
TTCATCAGCAGTCGCCAGAATGTAGAGCGGTTTTTTCAGTTTCGTGACGTGAC
ATCGCGTAGCGCATCAAGGATAAACGCAAAAAAGCCTTTCATGTGCGCGGTGCC
TAAGCCGTAAAGCTTGCCGTCATGCTCCGTCAGTGTAACGGATCGCGCGTCCA
GCGACCGTCATCAAATGGCACCGTATCGGTATGCCCCGCCAGCAACAAGCCGC
CAGCCCCCTGTCCGATACTTGCCAGCATATTGAATTTGTTGCGAGTTCCTGGAA
CAGGCTGCACTTCCACATTGAAGCCCAAATCTTTAAACCAGTCCGCCAGCAGAG
TAATTAATCTGCATTGCTTTGATCGAGTGCCTCTTCCGTGGCGCTTATTGAAGG
TGTGGCAATCAGAGCGCGGTAAATCTCGATAAATGGCGGTAATTTGTTTTTCATT
GTTGACACACCTCTGGTCATGATAGTATCAATATTCATGCAGTATTTATGAATAA
AAATACACTAACGTTGAGCGTAATAAAACCCACCAGCCGTAAGGTGAATGTTTTA
CGTTTAACTGGCAACCAGACATAAGAAGGTGAATAGCCCCGATGTTGAATACG
CTGATTGTGGGTGCCAGCGGCTACGCTGGCGCAGAGCTAGTGACCTATGTAAA
TCGCCATCCGCATATGAACATAACCGCTTTGACTGTTTCAGCGCAAAGCAATGA
TGCGGGAAAGTTAATCTCCGATTTGCATCCGCAGCTAAAAGGCATCGTTGATCT
GCCGTTGCAGCCGATGTCGGATATCAGCGAGTTTAGCCCAGGGGTGGACGTAG
TGTTTCTCGCCACCGCCCATGAAGTTAGCCACGATTTAGCGCCGCAGTTTCTTG
AAGCGGGCTGCGTGGTGTTCGACCTTTCGGCGCGTTCGTGTTAACGACGCC
ACCTTCTATGAAAAATATTACGGCTTTACCCATCAATACCCGGAAGTGTGGAAC
AGGCAGCCTACGGTCTGGCGGAGTGGTGCGGTAATAAATTAAGAAGCGAAT
TTGATTGCGGTGCCGGGCTGTTATCCGACGGCGGCACAGCTGGCGCTGAAACC
GTTGATTGATGCCGATCTTCTTGACCTCAATCAGTGGCCGGTGATCAACGCCAC
CAGCGGCGTGAGCGGTGCAGGGCGTAAAGCGGCCATTTCAAACAGCTTTTGTG
AAGTTAGCCTGCAACCGTATGGCGTCTTTACTCATCGCCATCAACCAGAGATCG
CCACACACCTCGGTGCTGACGTTATCTTCACCCACATCTGGGCAATTTCCCGC
GCGGCATTCTCGAAACCATTACCTGCCGCCTGAAATCGGGTGTGACCCAGGCG
CAAGTCGCGCAAGTGTTACAGCAGGCGTATGCCATAAACCGCTGGTGCGGCT
GTATGACAAAGGCGTTCGGGCGCTGAAAAATGTCGTTGGGCTGCCATTTTGCGA
TATCGGGTTTGCCGTTCAGGGCGAGCATCTGATTATTGTGGCGACCGAAGACAA
CTTACTGAAAGGCGCGGCGGCACAAGCGGTACAGTGCGCCAATATTCGTTTCG
GCTATGCGGAAACGCAGTCTCTTATTTAAGGGTGAATGATGAATCCATTAATTA
TCAAACCTGGGCGGCGTACTGCTGGATAGTGAAGAGGCGCTGGAACGTCTGTTT
AGCGCACTGGTGAATTATCGTGAGTCACATCAGCGTCCGCTGGTGATTGTGCAC
GGCGGCGGTTGCGTGGTGGATGAGCTGATGAAAGGGCTGAATCTGCCGGTGAA
AAAGAAAAATGGCCTGCGGGTGACGCCTGCGGATCAGATAGACATTATCACCG
GAGCACTGGCGGGAACGGCAAATAAAACCCTGTTGGCATGGGCGAAGAAACAT
CAGATTGCGGCCGTAGGTTTGTCTCGGTGACGGCGACAGCGTCAAAGTGAC
CCAGCTTGATGAAGAGTTAGGCCATGTTGGACTGGCGCAGCCAGGTTTCGCCTA

AGCTTATCAACTCCTTGCTGGAGAACGGTTATCTGCCGGTGGTCAGCTCCATTG
GCGTAACAGACGAAGGGCAACTGATGAACGTCAATGCCGACCAGGCGGCAACG
GCGCTGGCGGCAACGCTGGGCGCGGATCTGATTTTGCTCTCCGACGTCAGCGG
CATTCTCGACGGCAAAGGGCAACGCATTGCCGAAATGACCGCCGCGAAAGCAG
AACAACTGATTGAGCAGGGCATTACTGACGGCATGATAGTGAAAGTGAACG
CGGCGCTGGATGCGGCCCGCACGCTGGGCCGTCCGGTAGATATCGCCTCCTG
GCGTCATGCGGAGCAGCTTCCGGCACTGTTTAACGGTATGCCGATGGGTACGC
GGATTTTAGCTTAAGTTTTGTTGGCCGGAGGCGCAGCTTCCGGCATTGAATTT
CAAATAAGGAAACAGAGTTATGGCACTTTGGGGCGGGCGTTTTACCCAGGCA
GCAGATCAACGGTTCAAACAATCAACGACTCACTGCGCTTTGATTACCGTCTG
GCGGAGCAGGATATTGTTGGCTCTGTGGCCTGGTCCAAAGCCCTGGTCACGGT
AGGCGTGTTAACCGCAGAAGAGCAGGCGCAACTGGAAGAGGCGCTGAACGTGT
TGCTGGAAGATGTTCCGCGCCAGGCCACAACAATCCTTGAAAGCGACGCCGAA
GATATCCATAGCTGGGTGGAAGGCAAACACTGATCGACAAAGTGGGCCAGTTAGG
CAAAAAGCTGCATACCGGGCGTAGCCGTAATGATCAGGTAGCGACTGACCTGA
AACTGTGGTGCAAAGATACCGTTAGCGAGTTACTGACGGCTAACCGGCAGCTG
CAATCGGCGCTGGTGGAAACCGCACAAAACAATCAGGACGCGGTAATGCCAGG
TTACACTCACCTGCAACGCGCCAGCCGGTGACGTTCCGCGCACTGGTGCCTGG
CCTATGTTGAGATGCTGGCGCGTGATGAAAGCCGTTTGCAGGATGCGCTTAAGC
GTCTGGATGTCAGCCCGCTAGGCTGTGGCGCGCTGGCGGGAACGGCCTATGAA
ATCGACCGTGAACAGTTAGCAGGCTGGCTGGGCTTTGCTTCGGCGACCCGTAA
CAGTCTCGACAGCGTTTCTGACCGTGACCATGTGTTGGAACACTGCTTTCTGCTGC
CGCTATCGGCATGGTGCATCTGTCGCGTTTTGCTGAAGATCTGATTTTCTTTAAC
ACCGGCGAAGCGGGGTTTTGTGGAGCTTTCTGACCGCGTGACTIONCCGGTTCATC
ATTAATGCCGCGAGAAGAAAAACCCGGATGCGCTGGAGCTGATTCGCGGTAAT
GCGGCCGGGTGCAGGGGGCGTTAACCGGCATGATGATGACGCTGAAAGGTTT
GCCGCTGGCTTACAACAAGATATGCAGGAAGACAAAGAAGGTCTGTTTCGACG
CGCTCGATACCTGGCTGGACTGCCTGCATATGGCGGCGCTGGTGTGACGGC
ATTCAGGTGAAACGTCCACGTTGCCAGGAAGCGGCTCAGCAGGGTTACGCCAA
CGCCACCGAACTGGCGGATTATCTGGTGGCGAAAGGCGTACCGTTCGCGGAGG
CGCACCATATTGTTGGTGAAGCGGTGGTGGAAAGCCATTCGTCAGGGCAAACCG
CTGGAAGATCTGCCGCTCAGTGAGTTGCAGAAATTCAGTCAGGTGATTGACGAA
GATGTCTATCCGATTCTGTCGCTGCAATCGTGCCTCGACAAGACATGTTCTTTCC
TGCGTTATCCCCTGATTCTGTGGATAACCGTATTACCGCCTTTGAGTGAGCTGAT
ACCGCTCGCCGCGAGCCGAACGACCGAGCGCAGCGAGTCAGTGAGCGAGGAAG
CGGAAGAGCGCCCAATACGCAAACCGCCTCTCCCCGCGCGTTGGCCGATTCAT
TAATGCAGCTGGCACGACAGGTTTCCCGACTGGAAAGCGGGCAGTGAGCGCAA
CGCAATTAATGTGAGTTAGCTCACTCATTAGGCACCCCAGGCTTTACACTTTATG
CTTCCGGCTCGTATGTTGTGTGGAATTGTGAGCGGATAACAATTCACACAGGA
AACAGCTATGACCATGATTACGCCAAGCGCGCAATTAACCCTCACTAAAGGGAA
CAAAGCTGGAGCTCCACCGCGGTGGCCGGCCGCTCTAGAAGTGTGGATCCCC
CGGGCTGCAGGAATTCGATATCAAGCTTATCGATACCGTCGACCTCGAGGGGG
GGCCCGGTACCCAATTCGCCCTATAGTGAGTCGTATTACGCGCGCTCACTGGC
CGTCGTTTTACAACGTCGTGACTGGGAAAACCCTGGCGTTACCCAATTAATCG

CCTTGCAGCACATCCCCCTTTTCGCCAGCTGGCGTAATAGCGAAGAGGCCCGCA
CCGATCGCCCTTCCCAACAGTTGCGCAGCCTGAATGGCGAATGGGACGCGCCC
TGTAGCGGCGCATTAAAGCGCGGGGTGTGGTGGTTACGCGCAGCGTGACCG
CTACACTTGCCAGCGCCCTAGCGCCCGCTCCTTTTCGCTTTCTTCCCTTCCTTTCT
CGCCACGTTTCGCCGGCTTTCCCGTCAAGCTCTAAATCGGGGGCTCCCTTTAG
GGTTCCGATTTAGTGCTTTACGGCACCTCGACCCCAAAAACTTGATTAGGGTG
ATGGTTCACGTAGTGCAATTTAGGTGGCACTTTTCGGGGAAATGTGCGCGGAAC
CCCTATTTGTTTATTTTTCTAAATACATTCAAATATGTATCCGCTCATGAGACAAT
AACCTGATAAATGCTTCAATAATATTGAAAAAGGAAGAGTATGAGTATTCAACA
TTCCGTGTCGCCCTTATTCCCTTTTTTTCGGCATTTCCTTCCCTGTTTTTGCTC
ACCCAGAAACGCTGGTGAAAGTAAAAGATGCTGAAGATCAGTTGGGTGCACGA
GTGGGTACATCGAACTGGATCTCAACAGCGGTAAGATCCTTGAGAGTTTTTCGC
CCCGAAGAACGTTTTCCAATGATGAGCACTTTTAAAGTTCTGCTATGTGGCGCG
GTATTATCCCGTATTGACGCCGGCAAGAGCAACTCGGTGCCGCATACACTAT
TCTCAGAATGACTTGGTTGAGTACTACCAGTCACAGAAAAGCATCTTACGGAT
GGCATGACAGTAAGAGAATTATGCAGTGCTGCCATAACCATGAGTGATAACACT
GCGGCCAACTTACTTCTGACAACGATCGGAGGACCGAAGGAGTAACCGCTTTT
TTGCACAACATGGGGGATCATGTAACCTCGCCTTGATCGTTGGGAACCGGAGCTG
AATGAAGCCATACCAAACGACGAGCGTGACACCACGATGCCTGTAGCAATGGC
AACACGTTGCGCAAACCTATTAACCTGGCGAACTACTTACTCTAGCTTCCCGGCA
ACAATTAATAGACTGGATGGAGGCGGATAAAGTTGCAGGACCACTTCTGCGCTC
GGCCCTTCCGGCTGGCTGGTTTATTGCTGATAAATCTGGAGCCGGTGAGCGTG
GGTCTCGCGGTATCATTGCAGCACTGGGGCCAGATGGTAAGCCCTCCCGTATC
GTAGTTATCTACACGACGGGGAGTCAGGCAACTATGGATGAACGAAATAGACAG
ATCGCTGAGATAGGTGCCTCACTGATTAAGCATTGGTAACCTGTCAGACCAAGTT
TACTCATATATACTTTAGATTGATTTAAAACCTTCATTTTTAATTTAAAAGGATCTAG
GTGAAGATCCTTTTTGATAATCTCATGACCAAATCCCTTAACGTGAGTTTTTCGT
TCCACTGAGCGTCAGACCCCGTAGAAAAGATCAAAGGATCTTCTTGAGATCCTT
TTTTTCTGCGCGTAATCTGCTGCTTGCAAACAAAAAACCACCGCTACCAGCGG
TGGTTTGTGGCCGATCAAGAGCTACCAAACCTTTTTCCGAAGGTAACCTGGCTT
CAGCAGAGCGCAGATACCAAATACTGTCCTTCTAGTGTAGCCGTAGTTAGGCCA
CCACTTCAAGAACTCTGTAGCACCGCCTACATACCTCGCTCTGCTAATCCTGTTA
CCAGTGGCTGCTGCCAGTGGCGATAAGTCGTGTCTTACCGGGTTGGACTCAAG
ACGATAGTTACCGGATAAGGCGCAGCGGTTCGGGCTGAACGGGGGGTTTCGTGC
ACACAGCCCAGCTTGGAGCGAACGACCTACACCGAACTGAGATACCTACAGCG
TGAGCTATGAGAAAGCGCCACGCTTCCCGAAGGGAGAAAGGCGGACAGGTATC
CGGTAAGCGGCAGGGTTCGGAACAGGAGAGCGCACGAGGGAGCTTCCAGGGGG
AAACGCCTGGTATCTTTATAGTCCTGTTCGGGTTTTCGCCACCTCTGACTTGAGCG
TCGATTTTTGTGATGCTCGTCAGGGGGGCGGAGCCTATGGAAAACGCCAGCA
ACGCGGCCTTTTTACGGTTCCTGGCCTTTTGCTTATAAGGGATTTTGCCGATTC
GGCCTATTGGTTAAAAAATGAGCTGATTTAACAAAAATTTAACGCGAATTTAAC
AAAATATTAACGCTTACAATTTAGGTGGCACTTTTCGGGGAAATGTGCGCGGAA
CCCCTATTTGTTTATTTTTCTAAATACATTCAAATATGTATCCGCTCATGAGACAA
TAACCCTGATAAATGCTTCAATAATATTGAAAAAGGAAGAGTATGAGTATTCAAC

ATTTCCGTGTCGCCCTTATTCCCTTTTTTGCGGCATTTCCTGTTTTTGGCT
CACCCAGAAACGCTGGTGAAAGTAAAAGATGCTGAAGATCAGTTGGGTGCACG
AGTGGGTTACATCGAACTGGATCTCAACAGCGGTAAGATCCTTGAGAGTTTTCG
CCCCGAAGAACGTTTTCCAATGATGAGCACTTTTAAAGTTCTGCTATGTGGCGC
GGTATTATCCCGTATTGACGCCGGCAAGAGCAACTCGGTCGCCGCATACTA
TTCTCAGAATGACTTGGTTGAGTACTCACCAGTCACAGAAAAGCATCTTACGGAT
GGCATGACAGTAAGAGAATTATGCAGTGTGCCATAACCATGAGTGATAACACT
GCGGCCAACTTACTTCTGACAACGATCGGAGGACCGAAGGAGCTAACCGCTTTT
TTGCACAACATGGGGGATCATGTAACCTCGCCTTGATCGTTGGGAACCGGAGCTG
AATGAAGCCATAACCAACGACGAGCGTGACACCACGATGCCTGTAGCAATGGC
AACAAACGTTGCGCAAACATAAATGCGGAACTACTTACTCTAGCTTCCCGGCA
ACAATTAATAGACTGGATGGAGGCGGATAAAGTTGCAGGACCACTTCTGCGCTC
GGCCCTTCCGGCTGGCTGGTTTTATTGCTGATAAATCTGGAGCCGGTGAGCGTG
GGTCTCGCGGTATCATTGCAGCACTGGGGCCAGATGGTAAGCCCTCCCGTATC
GTAGTTATCTACACGACGGGGAGTCAGGCAACTATGGATGAACGAAATAGACAG
ATCGCTGAGATAGGTGCCTCACTGATTAAGCATTGGTAACTGTCAGACCAAGTT
TACTCATATATACTTTAGATTGATTTAAAACCTTCATTTTTAATTTAAAAGGATCTAG
GTGAAGATCCTTTTTGATAATCTCATGACCAAATCCCTTAACGTGAGTTTTTCGT
TCCACTGAGCGTCAGACCCCGTAGAAAAGATCAAAGGATCTTCTTGAGATCCTT
TTTTTCTGCGCGTAATCTGCTGCTTGCAAACAAAAAAACCACCGCTACCAGCGG
TGGTTTGTGGCCGGATCAAGAGCTACCAACTCTTTTTCCGAAGGTAACCTGGCTT
CAGCAGAGCGCAGATACCAAATACTGTCCTTCTAGTGTAGCCGTAGTTAGGCCA
CCACTTCAAGAACTCTGTAGCACCGCCTACATACCTCGCTCTGCTAATCCTGTTA
CCAGTGGCTGCTGCCAGTGGCGATAAGTCGTGTCTTACCGGGTTGGACTCAAG
ACGATAGTTACCGGATAAGGCGCAGC

Spacer 1a	AAAC AGGCACCCCAGGCTTTACACTTTATGCTTCG
Spacer 1b	AAAACGAAGCATAAAGTGTAAGCCTGGGGTGCCT
Spacer 2a	AAAC TACGAGCCGGAAGCATAAAGTGTAAGCCTG
Spacer 2b	AAAACAGGCTTTACACTTTATGCTTCCGGCTCGTA
Spacer 3a	AAAC TCCGGCTCGTATGTTGTGTGAAATTGTGAGG
Spacer 3b	AAAACCTCACAATTTACACAACATACGAGCCGGA
Spacer 4a	AAAC TCCGCTCACAATTTACACAACATACGAGCG
Spacer 4b	AAAACGCTCGTATGTTGTGTGAAATTGTGAGCGGA
Spacer 5a	AAAC TGAAATTGTGAGCGGATAACAATTTACACG
Spacer 5b	AAAACGTGTGAAATTGTTATCCGCTCACAATTTCA
Spacer 6a	AAAC AACAGCTATGACCATGATTACGGATTACAG
Spacer 6b	AAAACGTGAATCCGTAATCATGGTCATAGCTGTTT
Spacer 7a	AAAC GGTTTTCCAGTCACGACGTTGTAAAACGAG
Spacer 7b	AAAACTCGTTTTACAACGTCGTGACTGGGAAAACC
Spacer 8a	AAAC TGAATGGCGAATGGCGCTTTGCCTGGTTTTCG
Spacer 8b	AAAACGAAACCAGGCAAAGCGCCATTCGCCATTCA
Spacer 9a	AAAC ACCCGTCGGATTCTCCGTGGGAACAAACGGG
Spacer 9b	AAAACCCGTTTGTTCACGAGGAGAATCCGACGGGT
Spacer 10a	AAAC TCACATTTAATGTTGATGAAAGCTGGCTACG
Spacer 10b	AAAACGTAGCCAGCTTTCATCAACATTAATGTGA

Supplemental Table 2 CRISPR spacer sequences

Sequences of the oligonucleotides that were annealed together to make the oligoduplexes encoding the spacer sequences encoding the ten candidate gRNAs used in Figure 1.

RNC target top	<u>CGGATTCACTGGCCGT</u> <u>CGTTTTACAACGTCGT</u> <u>GACTGGGAAAACCCTG</u> GC	Substrate used in EMSAs to demonstrate reconstituted sgRNA-dCas9-transposase binding to target DNA. Anneals with RNC target bottom. sgRNA hybridizes with underlined sequence.
RNC target bottom	[Cy5]- GCCAGGGTTTTCCAG TCACGACGTTGTAAAA CGACGGCCAGTGAATC CG	Substrate used in EMSAs to demonstrate reconstituted sgRNA-dCas9-transposase binding to target DNA. Anneals with RNA target top
Hsmar1 substrate top	ACTAGTGGATCCCCCG GGCTGCAGGAATTCTA <u>TTAGGTTGGTGCAAAA</u> <u>GTAATTGCGGTTTTGG</u> ATCCCTGT-[Cy5]	Substrate used in EMSAs to demonstrate transposase binding to inverted terminal repeat (ITR). Anneals with Hsmar1 substrate bottom. ITR is underlined.
Hsmar1 substrate bottom	ACAGGGATCCAAAACC <u>GCAATTACTTTTGCACC</u> <u>AACCTAATAGAATTCCT</u> GCAGCCCGGGGGATC CACTAGT-[Cy5]	Substrate used in EMSAs to demonstrate transposase binding to ITR. Anneals with Hsmar1 substrate top. ITR is underlined.
sgRNA	<u>GUCACGACGUUGUAAA</u> <u>ACG</u> <i>aguuuagagcua</i> GA AA <i>UAGCAAGUUA</i> AAAU <i>AAGGCUAGUCCGUUA</i> <i>UCAACUUGAAAAAGUG</i> <i>GCACCGAGUCGGUGC</i> <i>UUUU</i>	sgRNA used for reconstitution with purified dCas9-transposase. Green sequence is the spacer (crRNA targeting sequence), Italicized sequence is the scaffold composed of: i) lowercase = crRNA repeat, ii) bold = tetraloop and iii) blue = tracrRNA sequence.

Supplemental Table 3 Oligonucleotide sequences