




COMMENT

<https://doi.org/10.1038/s41467-019-11901-7>

OPEN

Technology to advance infectious disease forecasting for outbreak management

Dylan B. George ¹, Wendy Taylor², Jeffrey Shaman³, Caitlin Rivers⁴, Brooke Paul⁵, Tara O'Toole¹, Michael A. Johansson ⁶, Lynette Hirschman⁷, Matthew Biggerstaff⁸, Jason Asher⁹ & Nicholas G. Reich ¹⁰

Forecasting is beginning to be integrated into decision-making processes for infectious disease outbreak response. We discuss how technologies could accelerate the adoption of forecasting among public health practitioners, improve epidemic management, save lives, and reduce the economic impact of outbreaks.

“Data gaps undermine our ability to target resources, develop policies and track accountability. Without good data, we’re flying blind. If you can’t see it, you can’t solve it.” Kofi Annan¹

Data, analytics are force multipliers for outbreak response

Present capacity to develop, evaluate, manufacture, distribute and administer effective medical countermeasures (e.g., vaccines, diagnostics, therapeutics) is inadequate to meet the burden of both recurrent and emerging outbreaks of infectious diseases. When such interventions are unavailable, public health measures (e.g., contact tracing, outbreak investigations, social distancing) and supportive clinical care remain the only feasible tools to slow an emerging outbreak. Decision-making under such circumstances can be greatly improved by the use of appropriate data and advanced analytics such as infectious disease modeling or machine learning. Furthermore, these analyses can guide decision-making when medical countermeasures become available, allowing them to be used in more effective ways. Data analyses already underpin public health actions such as anticipating resource requirements, refining situational awareness and monitoring control efforts^{2–5}. New applications of data science and statistical analyses to disease outbreaks could provide support to decision-makers during public health crises.

Forecasting is an emerging analytical capability that has demonstrated value in recent outbreaks by informing policy and epidemic management decisions in real-time outbreak response. During the 2014–2016 Ebola virus disease (EVD) outbreak in West Africa, there was a strong

¹BNext, IQT Labs, Arlington, VA, USA. ²Rockefeller Foundation, New York, NY, USA. ³Climate and Health Program, Department of Environmental Health Sciences, Mailman School of Public Health, Columbia University, New York, NY, USA. ⁴Center for Health Security, Johns Hopkins University, Baltimore, MD, USA. ⁵Taivara Ltd, Columbus, OH, USA. ⁶Division of Vector-Borne Diseases, Centers for Disease Control and Prevention, San Juan, PR, USA. ⁷The MITRE Corporation, Bedford, MA, USA. ⁸Influenza Division, Centers for Disease Control and Prevention, Atlanta, GA, USA. ⁹Leidos, Reston, VA, USA. ¹⁰Department of Biostatistics and Epidemiology, University of Massachusetts-Amherst, Amherst, MA, USA. Correspondence and requests for materials should be addressed to D.B.G. (email: dylangeorge@gmail.com)

push to use clinical trials to confirm that Ebola vaccines could be safe and efficacious (J. Asher, personal communication). Real-time forecasts generated during the outbreak highlighted challenges for the design of the planned clinical trials. These studies showed, based on forecasted incidence rates of EVD, that there was a strong possibility that the trials being proposed during September 2014 would not have sufficient case numbers to demonstrate significant results. This forecasting sped up discussions among senior leaders to pursue more productive, alternative trial designs (J. Asher, personal communication).

In this Comment, we discuss major limitations of the current set of tools used in forecasting outbreaks and highlight existing and emerging technologies that have the potential to significantly enhance forecasting capabilities. We focus on forecasting for outbreak management, specifically the capacity to predict short-term (i.e., days to weeks) trends of disease activity or incidence (i.e., the number and location of new cases) in an ongoing outbreak. We do not address the prediction of outbreak emergence, which is a separate endeavor with its own opportunities⁶ and challenges⁷, nor do we consider projecting multi-year trends of disease burden⁸.

From a data science perspective, the forecasting workflow encompasses three general categories: data, analytics, and communication (Fig. 1). Each step in the process has challenges and opportunities.

Data collection

Effective data collection and curation is essential for analytics and efficient outbreak management. Yet, for infectious disease forecasting, data quantity, quality and timeliness persist as significant challenges. Few epidemiological data are consistently reported, broadly shared, and available for decision-making during outbreak responses, especially early in outbreaks. Data collection can be a slow process, particularly in low-resource settings lacking sufficiently trained staff, with sporadic communications, limited healthcare systems, and inconsistent electrical power. Improving collection systems and advancing forecasting approaches that address these limitations and leverage existing surveillance data are necessary.

Improving diagnostic capabilities at scale should be a priority area of development. Recent advances have introduced the capacity to collect and share near real-time diagnostic results. For

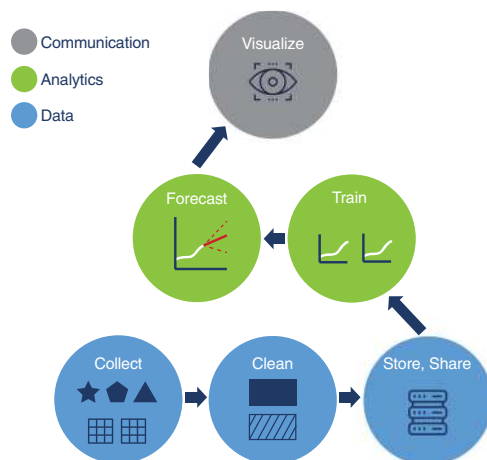


Fig. 1 The forecasting workflow: Generating infectious disease forecasting results that will be useful for managing outbreaks follows a workflow with three main strata: data (blue circles), analytics (green circles), and communication (gray circle). Taken together, these pieces build a workflow that uses analytics to provide decision-makers with information that could be used to plan response activities

example, Quidel's Sofia platform⁹ and BioFire's FilmArray multiplex PCR¹⁰ both provide rapid diagnostic tests for respiratory pathogens that are wirelessly connected to cloud-enabled databases. These early examples demonstrate how rapid, aggregated, and geo-coded diagnostic test results could improve real-time tracking of population health trends. Additionally, they could enable timely and targeted clinical trial recruitment. Determining how to scale these capabilities could provide a significant source of data to improve forecasts.

Data cleaning

Collected data is usually not in a form amenable for immediate analysis that could support decision making, and must be processed and cleaned. Data cleaning has been largely a manual, ad hoc process in outbreak forecasting efforts. Therefore, technologies to clean data would be particularly valuable for forecasting.

Technologies that translate raw, unprocessed data into structured formats would be particularly useful. For instance, software could extract data from line lists of cases or clinical notes in electronic health records, or convert data stored in non-standard formats into machine-readable data. Digitizing handwritten text reliably, quickly and securely from clinical or epidemiological records will be a persistent need for the foreseeable future.

Data sharing

Although tools are improving, epidemiological data sharing remains a problem. Public health agencies provide data via their websites and situational reports^{11,12}. These efforts are critical for supplying information to the public but the formats often cause challenges for quantitative analysts. Typically, these reports are provided with a considerable time lag, and are not machine-readable nor provided in standard formats with metadata. This impedes sharing and use of these data.

There have been instances where epidemiological data are available via informal networks of people sharing spreadsheets (D. B. George, personal communication); secure CSV file transfers¹³; or unofficial APIs^{14,15}. These approaches should be lauded, but they are not long-term, enterprise solutions.

Open-science approaches to sharing data have shown promise in recent outbreaks. Epidemiologists and modelers have begun using publicly available repositories, such as GitHub, to aggregate and share digitized data in standardized formats¹⁶⁻¹⁸. This paradigm shift resulted in a rapid improvement in data-sharing capability during the 2014–2015 West Africa Ebola outbreak (D. B. George, personal communication). A team of influenza forecasters in the U.S. also has used GitHub to share forecast data to facilitate the creation of multi-model ensemble forecasts^{19,20}. The shift from informal means of sharing data to robust technologies using standardized, machine-readable formats enables more rapid and meaningful engagement of a broader group of analysts. Structured open-science approaches to data sharing that are specifically tailored to forecasting applications should be further supported and explored.

Analytics: training models

Over the past several years, academic research on infectious disease forecasting has grown and models have successfully generated predictions for pathogens such as influenza¹⁹⁻²¹, dengue¹³, Zika²², and Ebola². But, scaling academic research to support public health decision-makers in real-time has received little attention and relatively scarce resources.

The U.S. Department of Health and Human Services has built models for recent outbreaks using a combination of extramural and internal analytical resources. However, the federal government and state and local public health agencies find it

difficult to recruit and retain scientists capable of developing, interpreting, and communicating quantitative results. Formalized training in “outbreak science” for public health practitioners will be a vital component in ensuring that the public and private sector work-force can respond quickly in case of an emerging epidemic threat^{23,24}. Even when scientists are available in public health agencies, the long and bureaucratic processes for acquiring and securing software and data technologies present significant challenges to using current and emerging data science tools.

Analytics: forecasting

The U.S. government wisely spent decades developing weather forecasting capabilities and continues to invest in advancing the personnel, infrastructure, data, analytics and decision frameworks necessary for supporting these activities²⁵. Similar efforts to develop infectious disease forecasting capabilities need to occur. To succeed, the technological architecture supporting forecasting must be evaluated in the context of ongoing outbreak response. To this end, since 2013 the U.S. Centers for Disease Control and Prevention (CDC) has fostered an open collaboration, called FluSight⁴, to improve the science and usability of epidemic forecasts of influenza for public health decision-making^{21,26,27}. However, many public health agencies have limited technical expertise or capacity to adopt, advance, and modify analytical approaches and technologies *by themselves*. Maintaining progress will require sustained, collaborative work and resources from public health agencies, academia, and the private sector. Few research funding agencies provide substantial and sustained support for this type of translational work, despite a strong track record of research productivity emerging from the CDC FluSight challenge and other governmental forecasting challenges²⁸. Nor have donor foundations shown leadership in this crucial area of epidemic response. If not provided with sufficient resources, public health will remain decades behind most other sectors in its use of advanced analytics.

Visualization and communication

Forecasting results must be communicated effectively to ensure they produce actionable insights. Visualizations play a key role. Academic groups have built data visualization tools to communicate forecasts²⁹, but these largely rely on customized code. Analysts who develop forecast models typically have limited time to spend on visualization and lack advanced design skills. This can lead to hard-to-understand visualizations and misinterpretation of results when used to support decision making. However, recent work by CDC has progressively refined information from forecasting results on seasonal influenza and translated that information into actionable risk communications⁴. Such efforts should be encouraged and supported.

Conclusions

Experience from the successful application of analytical technologies across multiple industries can inform the development of technologies for infectious disease forecasting and outbreak science. Improving technologies across the forecasting workflow will significantly advance forecasting capabilities, enable involvement from multiple stakeholders (e.g., industry, government, and academia), and allow the field to develop a robust forecasting architecture. Such advances will improve public health response to outbreaks, mitigate economic losses, and save lives.

Received: 1 April 2019 Accepted: 7 August 2019
Published online: 02 September 2019

References

1. Annan, K. Data can help to end malnutrition across Africa. *Nature* **555**, 7 (2018).
2. Chretien, J. P., Riley, S. & George, D. B. Mathematical modeling of the West Africa ebola epidemic. *Elife* <https://doi.org/10.7554/eLife.09186> (2015).
3. Rainisch, G. et al. Estimating Ebola treatment needs, United States. *Emerg. Infect. Dis.* **21**, 1273 (2015).
4. CDC. FluSight: Flu Forecasting. <https://www.cdc.gov/flu/weekly/flusight/index.html> (2019).
5. Meltzer, M. I. et al. Modeling in real time during the ebola response. *Cent. Dis. Control Prev. Mortal. Morb. Wkly. Rep.* **65**, 85–89 (2016).
6. Camacho, A. et al. Cholera epidemic in Yemen, 2016–18: an analysis of surveillance data. *Lancet Glob. Heal.* **6**, e680–e690 (2018).
7. Holmes, E. C., Rambaut, A. & Andersen, K. G. Pandemics: spend on surveillance, not prediction. *Nature* **558**, 180–182 (2018).
8. Foreman, K. J. et al. Forecasting life expectancy, years of life lost, and all-cause and cause-specific mortality for 250 causes of death: reference and alternative scenarios for 2016–40 for 195 countries and territories. *Lancet (Lond., Engl.)* **392**, 2052–2090 (2018).
9. Quidel. <https://www.quidel.com/immunoassays/sofia-tests-kits> (2019).
10. Meyers, L. et al. Automated real-time collection of pathogen-specific diagnostic data: syndromic infectious disease epidemiology. *J. Med. Internet Res.* **20**, 1–29 (2018).
11. CDC. Weekly U.S. Influenza Surveillance Report. <https://www.cdc.gov/flu/weekly/index.htm> (2019).
12. Organization, W. H. Influenza surveillance and monitoring. https://www.who.int/influenza/surveillance_monitoring/en/ (2019).
13. Reich, N. G. et al. Challenges in real-time prediction of infectious disease: a case study of dengue in Thailand. *PLoS Negl. Trop. Dis.* **10**, 1–17 (2016).
14. Rudis, B. cdcfluviz: Retrieve ‘U.S.’ Flu Season Data from the ‘CDC’ ‘FluView’ Portal. R package version 0.7.0. <https://cran.r-project.org/package=cdcfluviz> (2019).
15. CMU-Delphi. <https://github.com/cmu-delphi/delphi-epidata> (2019).
16. Rivers, C. M. cmrivers github. <https://github.com/cmrvivers/ebola> (2019).
17. CDC. cdepi github. <https://github.com/cdepi/zika> (2019).
18. CDC. Epidemic Prediction Initiative. <https://github.com/cdepi/FluSight-forecasts> (2019).
19. Tushar, A. et al. FluSightNetwork/cdc-flusight-ensemble: end of 2017/2018 US influenza season. <https://doi.org/10.5281/ZENODO.1255023> (2018).
20. Reich, N. G. et al. A collaborative multi-model ensemble for real-time influenza season forecasting in the U.S. *bioRxiv* 566604 <https://doi.org/10.1101/566604> (2019).
21. McGowan, C. et al. Collaborative efforts to forecast seasonal influenza in the United States, 2015–2016. *Sci. Rep.* **9**, 683 (2019).
22. Kobres, P.-Y. et al. A systematic review and evaluation of Zika virus forecasting and prediction research during a public health emergency of international concern. *bioRxiv* 634832. <https://doi.org/10.1101/634832> (2019).
23. Polonsky, J. A. et al. Outbreak analytics: a developing data science for informing the response to emerging pathogens. *Philos. Trans. R. Soc. B Biol. Sci.* **374**, 20180276 (2019).
24. Rivers, C. et al. Using “outbreak science” to strengthen the use of models during epidemics. *Nat. Commun.* **10**, 3102 (2019).
25. Nelson, B. et al. *Forecasting Success: Achieving U.S. Weather Readiness for the Long Term; U.S. Congressional Committee on Commerce* (2013).
26. Biggerstaff, M. et al. Results from the centers for disease control and prevention’s predict the 2013–2014 Influenza Season Challenge. *BMC Infect. Dis.* **16**, 1–10 (2016).
27. Biggerstaff, M. et al. Results from the second year of a collaborative effort to forecast influenza seasons in the United States. *Epidemics* <https://doi.org/10.1016/j.epidem.2018.02.003> (2018).
28. National Science and Technology Council. *Toward Epidemic Prediction: Federal Efforts and Opportunities in Outbreak Modeling* (2016).
29. Tushar, A. & Reich, N. G. flusight: interactive visualizations for infectious disease forecasts. *J. Open Source Softw.* **7**, 2016–2018 (2017).

Acknowledgements

The findings and conclusions in this comment are those of the authors and do not necessarily represent the official position of the Centers for Disease Control and Prevention. We thank Stephanie Rogers, Kevin O’Connell, and Joe Buccina for insightful discussions on early drafts, and Christyn Zehnder for skilled, enthusiastic assistance with figures. Wendy Taylor is the former director of the Center for Accelerating Innovation and Impact at the U.S. Agency for International Development. The views expressed here are the author’s alone.

Author contributions

D.B.G. and N.G.R. conceived of and drafted the paper. W.T., J.S., T.O., C.R., B.P., M.A.J., L.H., M.B., and J.A. contributed formative ideas, recommendations, and assisted with drafting and editing the paper.

Additional information

Competing interests: The authors declare no competing interests.

Reprints and permission information is available online at <http://npg.nature.com/reprintsandpermissions/>

Publisher's note: Springer Nature remains neutral with regard to jurisdictional claims in published maps and institutional affiliations.



Open Access This article is licensed under a Creative Commons Attribution 4.0 International License, which permits use, sharing, adaptation, distribution and reproduction in any medium or format, as long as you give appropriate credit to the original author(s) and the source, provide a link to the Creative Commons license, and indicate if changes were made. The images or other third party material in this article are included in the article's Creative Commons license, unless indicated otherwise in a credit line to the material. If material is not included in the article's Creative Commons license and your intended use is not permitted by statutory regulation or exceeds the permitted use, you will need to obtain permission directly from the copyright holder. To view a copy of this license, visit <http://creativecommons.org/licenses/by/4.0/>.

© The Author(s) 2019