

# Testability Transformation

Mark Harman\*, Lin Hu, Robert Hierons, Joachim Wegener,  
Harmen Sthamer, André Baresel, Marc Roper

Keywords: Evolutionary Testing, Search-Based Software Engineering, Automated Test  
Data Generation, Transformation

## Abstract

A testability transformation is a source-to-source transformation that aims to improve the ability of a given test generation method to generate test data for the original program.

This paper introduces testability transformation, demonstrating that it differs from traditional transformation, both theoretically and practically, while still allowing many traditional transformation rules to be applied. The paper illustrates the theory of testability transformation with an example application to evolutionary testing. An algorithm for flag removal is defined and results are presented from an empirical study which show how the algorithm improves both the performance of evolutionary test data generation and the adequacy level of the test data so-generated.

---

\*Corresponding Author: Mark Harman, Department of Information Systems and Computing, Brunel University, Uxbridge, Middlesex, UB8 3PH, UK.



# 1 Introduction

A testability transformation is a source-to-source program transformation that seeks to improve the performance of a previously chosen test data generation technique. This paper introduces a simple theory of testability transformation and illustrates its application, defining a testability transformation algorithm for improving the performance of evolutionary test data generation in the presence of flag variables.

As with traditional program transformation [8, 20, 24], a testability transformation is an automated technique which alters the syntax of the original program to which it is applied. However, testability transformations differ from traditional transformations in three important respects:

- The transformation of a program may be accompanied by a corresponding transformation to the test adequacy criterion, so that test data generated for the transformed program (and transformed criterion) will be adequate for the original program and original criterion. By contrast, traditional transformation is applied only to programs.

- The transformed program produced is merely a ‘means to an end’, rather than an ‘end’ in itself. The transformed program can be discarded once it has served its role as a vehicle for adequate test data generation. By contrast, in traditional transformation, it is the original program which is replaced by the transformed equivalent.

- The transformation process need not preserve the traditional meaning of a program. Testability transformation requires new definitions of program equivalence; testability transformations need not preserve functional equivalence. For example, it is shown that branch coverage preservation is not merely an abstract interpretation of functional equivalence, but a distinct meaning in its own right. By contrast, traditional transformation preserves functional equivalence.



The paper illustrates the application of testability transformation to evolutionary testing for branch coverage in the presence of flags. The choice of evolutionary testing, branch coverage and flag problems is made purely for illustration. The definitions of testability transformation are more general than this.

The rest of the paper is organised as follows: Section 2 introduces the theory of testability transformation, while Section 3 describes the novel aspects of this new approach to program transformation. Section 4 explains the ‘flag problem’ for evolutionary test data generation. As will be shown, flag variables create a fitness landscape which hinders the search for test data. Section 5 introduces an algorithm which removes flags to address this problem, showing that the transformation is a valid testability transformation according to the theory introduced. The transformation alters the program, which, in turn, alters the landscape to make it more amenable to search-based test data generation. Section 6 presents the results of an empirical study<sup>1</sup> concerning the transformation of flag programs. The study indicates that the approach works well in practice and indicates the particular kinds of flag problem which present the greatest (and the least) difficulty for evolutionary test data generation. Section 7 presents related work and Section 8 concludes.

## 2 Testability Transformation

When presented with problems of programming style, a natural solution is to seek to transform the program to remove the problem. In the context of improving testability, this will be termed ‘testability transformation’. Testability transformation seeks to transform a program to make it easier to generate test data for it (to improve the original program’s ‘testability’).

There is an apparent paradox at the heart of this notion of testability transformation:

---

<sup>1</sup>An earlier version of the empirical results was presented at GECCO 2002 [13].



Structural testing is based upon structurally defined test adequacy criteria. The automated generation of test data to satisfy these criteria can be impeded by properties of the software (for example, flags, side effects, and unstructured control flow). Testability transformation seeks to remove the problem by transforming the program so that it becomes easier to generate adequate test data. However, transformation alters the structure of the program. Since the program's structure is altered and the adequacy criteria is structurally defined, it would appear that the original test adequacy criterion may no longer apply.

The solution to this apparent paradox is to allow a testability transformation to co-transform the adequacy criterion. The transformation of the adequacy criterion ensures that adequacy for the transformed program with the transformed criterion implies adequacy of the original program with the original criterion. These remarks are made more precise by the definitions below.

**Definition 1 (Testing-Oriented Transformation)**

Let  $\mathbf{P}$  be a set of programs and  $\mathbf{C}$  be a set of test adequacy criteria<sup>2</sup>. A program transformation is a partial function in  $\mathbf{P} \rightarrow \mathbf{P}$ . A *Testing-Oriented Transformation* is a partial function in  $(\mathbf{P} \times \mathbf{C}) \rightarrow (\mathbf{P} \times \mathbf{C})$ .

The test adequacy criterion,  $\mathbf{C}$  is any set of syntactic constructs which are to be covered during testing. For example, a set of nodes, a set of branches, a set of paths and so on. So for '100% branch coverage'  $\mathbf{C}$  would be the set of branches of the program. Observe that the definition also allows more fine grained criteria, such as testing to cover a particular branch or statement.

---

<sup>2</sup>The precise structure of an adequacy criterion is deliberately left unspecified. Each adequacy criterion might, for example, consist of one or more sub-criteria, each of which have to be met.



**Definition 2 (Testability Transformation)**

A Testing-Oriented Transformation,  $\tau$  is a *Testability Transformation* iff for all programs  $p$ , and criteria  $c$ , if  $\tau(p, c) = (p', c')$  then for all test sets  $T$ ,  $T$  is adequate for  $p$  according to  $c$  if  $T$  is adequate for  $p'$  according to  $c'$ .

The term ‘test pair’ will be used to refer to a program and its associated test adequacy criterion. A testing oriented transformation is any function on test pairs. A testability transformation is a testing oriented transformation for which test data generation from the transformed test pair produces adequate test data for the original test pair. A testability transformation from  $(p, c)$  to  $(p', c')$  will be referred to as a “ $c$  to  $c'$  testability transformation”.

**Definition 3 ( $c$ -Preserving Testability Transformation)**

Let  $\tau$  be a testability transformation. If, for some criterion,  $c$ , for all programs  $p$ , there exists some program  $p'$  such that  $\tau(p, c) = (p', c)$ , then  $\tau$  is called a  $c$ -preserving testability transformation.

For some criterion,  $c$ , a  $c$ -preserving testability transformation, if it exists, guarantees that the transformed program is suitable for testing with respect to the original criterion. For many applications, this will be the ideal; it means that the easier-to-test program can simply be used as a replacement for the original in order to generate test data and that the test data so-generated can be used on the original program. The test data generation process need not change, it is simply applied to a more amenable form of the program. Where a  $c$ -preserving testability transformation exists, it is therefore likely that this will be preferred, over a non  $c$ -preserving testability transformation.

A testability transformation only guarantees that sufficient test data will be generated to meet the original test adequacy criterion. It does not demand that the test data generated contains no redundant test cases. A test case is redundant if it can be removed without affecting satisfaction of the original test



adequacy criterion. A reversible testability transformation produces just enough test cases to meet the original test adequacy criterion and no more.

#### **Definition 4 (Reversible Testability Transformation)**

A testability transformation,  $\tau$ , is a *Reversible Testability Transformation* iff its inverse is a testability transformation.

### **3 Novel Aspects of Testability Transformation**

#### **3.1 Co-transformation of the Test Adequacy Criterion**

In traditional transformation it is only the program that is transformed. Testability transformation also allows for co-transformation of the test adequacy criterion. Consider the transformation below:

```
while (b1)
{ if (b2) break;
s1; }
⇒
while (b1 && !(b2)) s1;
```

This transformation preserves the (traditional) meaning of the original, but it causes edges of the Control Flow Graph (CFG) of the original program to disappear. The transformation is therefore not branch coverage preserving. It might therefore be thought inappropriate for branch coverage applications. However, such a transformation might turn out to be desirable, because it restructures the program. The transformed program achieves this restructuring at the expense of destroying edges, so branch coverage for the original program will not correspond to branch coverage for the transformed program.

However, there is a relationship between the original and transformed program: Any Modified Decision/Condition Coverage (MC/DC) adequate test set for the transformed program will be guaranteed



	b1	b2	b1 && !b2
Test case 1	T	F	T
Test case 2	T	T	F
Test case 3	F	T	F

Figure 1: Test Cases which give branch coverage but not MC/DC

to be branch adequate for the original. A test set is MC/DC adequate iff it achieves branch coverage and, additionally, for all possible sub-conditions (b1 and b2 in this case), there is a test case pair which demonstrates that the sub-condition independently affects the outcome of the overall predicate evaluation [4]. MC/DC is clearly a ‘tougher’ testing criterion, because any test set which is MC/DC adequate clearly is also branch adequate (covers all branches), but the opposite is not necessarily the case.

In the original program, MC/DC and branch coverage are equivalent. In the transformed program, they are not. In the transformed program any test set which is MC/DC adequate, will be branch adequate for the original, so the transformation is a Branch-to-MC/DC testability transformation. Notice, however, that the transformation is not a reversible testability transformation. That is, although any MC/DC adequate test set for the transformed program is branch adequate for the original, there are branch adequate test sets of the original which do not give MC/DC coverage of the transformed program. For example, consider a test set which contains three test cases, which produce the values at b1 and b2 shown in Figure 1. These three test cases achieve branch coverage, but not MC/DC coverage.

This illustrates the way in which the flexibility of the definition of testability transformation allows the test data generation ‘difficulty’ to be traded between the program structure and the adequacy criterion. Where the structure of the program prevents test data generation, the problem may be ameliorated by increasing the stringency of the adequacy criterion, while removing the difficulty for the program.



## 3.2 Disposable Transformed Programs

Traditionally, the goal of transformation has been to produce a program which is improved either for efficiency (for instance, compiler optimization) or is improved for the human reader (for instance restructuring). In all cases, the transformed program is an end in itself. Testability transformation is different. The transformed program is used merely as an input to an automated test data generation process. The transformation guarantees that this process will produce adequate test data according to the original criterion, but, once the test data has been generated, the transformed program can be discarded.

## 3.3 Non-standard Meaning Preservation

Program transformation has traditionally been concerned with the preservation of functional equivalence. By contrast, a transformation must provide a wholly different guarantee: that test data generated from the transformed program is adequate for the original program. This means that the transformations applied need not preserve any notion of traditional equivalence, opening up the possibility of defining novel sets of program transformation rules and algorithms. At first sight this appears to be abstract interpretation; some abstraction of the traditional semantics of the program must surely be preserved during the transformation process? However, testability transformation is not abstract interpretation. A simple example which shows this is the fragment of code below:

```
if (e) skip; else skip;
```

Suppose that  $e$  is some side-effect free expression. Using conventional transformation, this would be removed as dead code. However, to do so, would remove two branches and thus test data which is adequate for branch coverage of the transformed program would not be adequate for the original program. Therefore, testability transformation, is not in general more abstract than traditional transformation; not all





traditional transformations are testability transformations. This is only the simplest example which illustrates that traditional transformations which preserve functional equivalence need not be valid testability transformations for branch coverage. Other examples of non branch coverage preserving transformations include the well-known restructuring transformations [21], which reduces an arbitrary unstructured program into a structured program. Such transformations remove `goto` statements and preserve functional equivalence, but do not preserve branch adequate test sets. Also, not all testability transformations are traditional transformations. As a simple example, consider the transformation :

`if (e) x=1; else x=2;`      $\Rightarrow$      `if (e) x=2; else x=1;`

Clearly this is not traditionally meaning preserving; it could hardly be less meaning preserving in the traditional sense, since the original and transformed program differs on the final value of the variable `x` for every possible initial state. Nonetheless, this transformation would preserve branch adequate test sets. In practice, the authors have found that many traditional transformations are also branch adequacy preserving. For example, the transformation algorithm presented in Section 5 uses *only* traditionally meaning preserving transformation steps. However, this section demonstrates that testability transformation is *not* simply a new application for transformation (to testing) but that the application of transformation to testing establishes a new kind of transformation, with its novel equivalence relations. This novel equivalence relation can be useful in practice. For example, suppose that the goal is to execute some branch and that the program contains a large computation, *S*, which does not contribute to whether or not the program follows *S*. In such a situation *S* is not of interest to the goal in question and can be removed using conditioned slicing [6, 7]. This is important, because automated test data generation techniques such as evolutionary testing, typically require many executions of the test subject.



## 4 The Flag Problem for Evolutionary Test Data Generation

Evolutionary testing is based upon evolutionary computation techniques [14, 15, 18]. These techniques are search-based approaches to optimisation problems. They are typically used where the search-space is large and where the value of a candidate solution can be determined by a ‘fitness’ function, which gives higher values to better solutions. In test data generation, the fitness function is determined by the coverage achieved and an individual in the search space is a single test input. The search seeks to find a test input to achieve a chosen test goal. A test goal is the execution of an edge of interest. In this way, by repeatedly performing evolutionary searches, test data can be generated to cover all edges of the program. A similar approach can be used to achieve other forms of test goal, but the present paper will focus on branch testing of which the test goals consist of edges to be targeted,

In order to automate software test data generation with the aid of evolutionary algorithms, the test goal must itself be formulated as an optimisation task. A numeric representation of the test goal is formulated, from which a suitable fitness function for evaluation of the generated test data can be derived. Depending on which test goal is pursued, different fitness functions emerge for test data evaluation. For structural testing, the fitness functions are typically based on the computation of a distance for each individual test case [16, 17, 19, 22, 25], indicating how far away it is from executing the program predicate in the desired way.

The approach to forming a fitness function typically involves a global measure and a local measure. The global measure assesses how close execution comes to reaching the predicate which controls the branch of interest. The local measure assesses how close the predicate comes to evaluating to either true or to false (depending upon whether the target node is controlled by the true or false edge emerging from the predicate).



To define the local fitness for branch coverage, the predicate controlling a branch of interest is used. For example, if a branch condition  $x==y$  needs to be evaluated to `true`, then the fitness function<sup>3</sup> may be defined as  $MAX - |x - y|$ , for some suitable value of  $MAX$ . Each individual of the population represents a test datum with which the test object is executed. For each test datum the execution is monitored and the fitness value is determined for the corresponding individual. This approach is the standard approach to computation of fitness in structural evolutionary testing work.

Evolutionary testing has been shown to be an effective way of automatically generating test data for white box (or structural) test adequacy criteria for programs which contain no flag variables [19, 22, 25]. However, for programs with flag variables, the performance of evolutionary testing can be severely diminished.

A flag variable is one whose value is either `true` or `false`. Flags typically ‘flag’ the presence of some special condition of interest. Embedded systems, such as engine controllers, often make extensive use of flag variables to record state information concerning the devices controlled. Where the flag only has relatively few input values (from some set  $S$ ) which make it adopt one of its two possible values, it will be hard to find a value in  $S$ . This problem typically occurs with internal flag variables, where the input state space is reduced, with relatively few values (those in  $S$ ) being mapped to one of the two possible outcomes and all the other (those not in  $S$ ) being mapped to the other of the two possible flag values.

Such systems can be hard to test to high levels of coverage using evolutionary testing approaches to automated test data generation. This is a serious problem, since generating such test data by hand is prohibitively expensive. Also, since flags typically test for conditions which represent exceptions, they are likely to exhibit the state-squashing effect, where relatively few input values correspond to one of the two

---

<sup>3</sup>In this exposition, the goal is to maximize fitness. In much work on Evolutionary Testing, the goal is to minimize fitness, but this is simply an orthogonal view.



flag outcomes.

The presence of flag variables creates a coarse fitness landscape, within which the search takes place. This reduces greatly the effectiveness of the search. That is, the fitness landscape consists of two plateaus, corresponding to the two possible flag values. One of these plateaus will be super-fit and the other super-unfit. A search-based approach, such as evolutionary testing, will not be able to locate the super-fit plateau any better than a random search, because the fitness landscape provides no guide to direct the search from unfit to fit regions of the landscape. Where the fit plateau may be very small relative to the unfit plateau, this makes the program hard to test. Such ‘small plateaux’ are comparatively common, since flags often test for some form of ‘special’ or ‘unusual’ condition, for which special behaviour is required.

The problem is illustrated in Figure 2. Suppose that  $A$  is some variable whose values are in the range 0 to 20 (the problem has been simplified, without loss of generality, for ease of exposition). The left hand section of the figure shows the fitness landscape for a predicate which tests to see if the value of  $A$  is 10. The right hand section shows a program which performs the same test using a flag variable.

The fitness landscape induced by the flag-free predicate is smooth and there is a clear ‘guide’ from areas of low fitness to those with higher fitness. By contrast, the landscape for the version with a flag, produces a fitness function which yields either maximal fitness for the ‘special value’ 10 for  $A$  or minimal fitness for any other value. There is no guide from lower fitness to higher fitness. The flag fitness landscape thus has the characteristic ‘needle in a haystack’ form which is known to present problems for search-based approaches, because any search degenerates into a random search. Moreover, random search for such a needle in a haystack is unlikely to succeed.



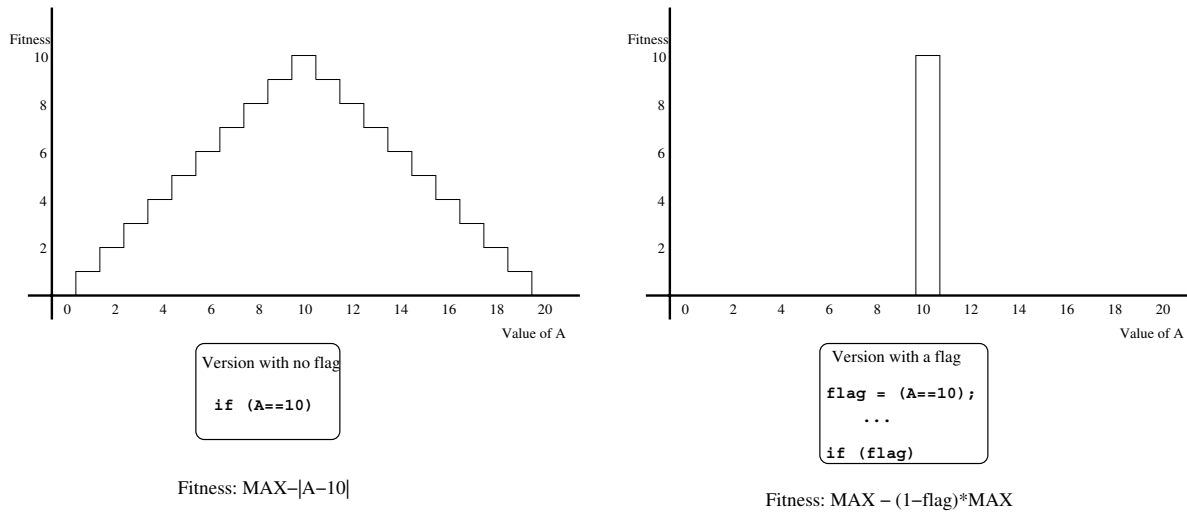


Figure 2: The Flag Landscape

## 5 A Testability Transformation Solution to the Flag Problem

Five levels of increasing difficulty of flag problem are summarised in Figure 3. The term  $\mathbf{REF}(e)$  denotes the referenced [1] variables of  $e$ , where  $e$  is either an expression or a statement. Each level represents an increasing level of effort required to transform the flag-using program into a flag-free program. The effort level is defined with respect to the flag variable concerned (denoted  $flag$ ) and the predicate in which it is used (denoted  $p$ ). Interleaved assignments and uses of  $flag$  will be split up into ‘define’ and ‘use’ sections, where all defines precede uses.

This section develops algorithms for transforming flags out of programs for levels of problem difficulty one through to four inclusive. Level five is not handled by the algorithm, neither does it take account of concurrency. The effect of the program transformation on the search landscape is to transform it from the form depicted on the right hand side of Figure 2 to the smoother landscape on the left hand side of Figure 2.

The ‘define code’ section is the portion of code which assigns (possibly in several places) a value to



Level 0	No use of <i>flag</i> at $p$
Level 1	<i>flag</i> used at $p$ . Define section is a single prior assignment, $a$ to the variable, <i>flag</i> . No assignments to $\mathbf{REF}(a)$ on any path between $a$ and $p$
Level 2	Level 1 together with additional assignments to $\mathbf{REF}(a)$ between $a$ and $p$ .
Level 3	Level 2 but define section is a sequence of assignments. Some of these assignments are to <i>flag</i> and some (possibly) to other variables.
Level 4	Level 3 but define section is a (possibly singleton) sequence containing conditionals.
Level 5	The define section is in a different loop-body to the use section.

Figure 3: Levels of flag problem for flag variable *flag* use at predicate  $p$

the flag variable. This section of code starts with the first reaching assignment to the flag variable and finishes with the last reaching assignment to it before the associated use. If an assignment to flag is contained within a structured construct (such as an `if` or `while` statement), then the first (respectively last) assignment is taken to be the first (respectively last) statement of the outermost enclosing construct.

The ‘use’ section is the predicate use of the flag variable which the assignments of the define section may reach. The algorithm developed here is capable of removing flags, provided that either the define section is not in a loop-body, or it is in the same loop-body as the use section.

The goal of flag variable removal is thus to transform programs with higher levels of flag variable use to lower forms (and ultimately to level 0, where the flag problem is not present). The following subsections consider each level of difficulty in turn, showing how the flag problem at that level can be reduced to a lower level by transformation.

## 5.1 Flag Removal at Level 0

Level 0 represents a program free from flag use and therefore, no (further) transformation is required at level 0.



<pre> flag = (x&gt;0)    ((y==x) &amp;&amp; z&lt;y) ; ... x=2; y=y+1; /*no assignments to z */ ... if (flag) ... </pre>	<pre> Tempx = x; Tempy = y; flag = (Tempx&gt;0)    ((Tempy==Tempx) &amp;&amp; z&lt;Tempx) ; ... x=2; y=y+1; ... if (flag) ... </pre>
(a) Original	(b) After Temporary Variable Introduction

Figure 4: Temporary Variable Introduction

## 5.2 Flag Removal at Level 1

Level 1 is trivial to deal with. Because there is only a single assignment,  $a$ , to  $flag$  prior to the use of  $flag$  at  $p$  the right-hand side of  $a$  can be substituted for the use of  $flag$  at  $p$ . This substitution will always be possible due to the lack of intervening assignments to  $\mathbf{REF}(a)$  between  $a$  and  $p$ .

## 5.3 Flag Removal at Level 2

At level 2, the simple substitution of the right-hand side of the expression at  $a$  for the use at  $p$ , is not possible, because the meaning of the expression at  $a$  (potentially) is changed at each intervening assignment to a variable in  $\mathbf{REF}(a)$ . To overcome this problem, the expression at  $a$  will be rewritten using temporary variables, to store the values of variables assigned to between  $a$  and  $p$ . The introduction of temporary variables is illustrated in Figure 4.

## 5.4 Flag Removal at Level 3

The problem of producing a single assignment to  $flag$  from a sequence of assignments, which may contain many assignments to both  $flag$  and to other variables can be achieved using Amorphous Slicing [3, 12], which is guaranteed to produce a single assignment to  $flag$  from a straight line of assignments. An amorphous



<pre>x= y+1; y= x*2; flag= x&gt;y; y= y + flag; flag= flag    y==0; x= y*x; if (flag) ...</pre>	<pre>flag = (y+1)&gt;((y+1)*2)    (((y+1)*2)+(y+1)&gt;((y+1)*2))==0;</pre>	<pre>T=y; x = y+1 ; y = x*2 ; flag = x&gt;y ; y = y + flag ; flag = flag    y ==0 ; x = y*x; if ((T+1)&gt;((T+1)*2)        (((T+1)*2)+(T+1)&gt;((T+1)*2))==0)</pre>
(a) Original	(b) Amorphous slice for flag	(c) Transformed Program

Figure 5: Amorphous Slicing to Produce a Single Assignment to the Flag Variable

slice of a program, or program fragment, constructed with respect to a variable  $v$ , is a simplified program which preserves the effect of the original program on the final value of  $v$ .

For example, consider the code fragment in Figure 5(a). This is a straight-line sequence of assignments to the variables `flag`, `x` and `y`. Amorphous slicing on the variable `flag` yields the single assignment in Figure 5(b). By the definition of an amorphous slice, this is an assignment which has the same meaning on the variable `flag` as the code in Figure 5(a). The right-hand side of this single assignment is an expression that captures the value of `flag` at the end of the define code. By replacing references to `y` in this expression, by the temporary variable `T`, the expression can be substituted for the use at the `if` statement, as depicted in Figure 5(c).

## 5.5 Flag Removal at Level 4

The algorithm for transforming from level 4 to level 0 is presented in Figure 6. The essential idea is to ‘collect’ the disparate assignments together and merge them into a single assignment statement. The effect is the same as the transformation for level 3. However, in the case of level four, the single assignment to the flag variable may require a conditional expression. The overall effect of transformation from level 4 to





Step 1	Bush define code
Step 2	Blossom define code
Step 3	Use amorphous slicing to produce a single assignment to <i>flag</i> at each leaf.
Step 4	Convert define code to a conditional expression assignment to <i>flag</i>
Step 5	Simplify the expression assigned to <i>flag</i>
Step 6	Reduce from level 3 to level 2 using the algorithm of Section 5.4
Step 7	Reduce from level 2 to level 1 and 0 using the algorithms of Sections 5.3 and 5.2

Figure 6: Algorithm for transforming level 4 into level 0

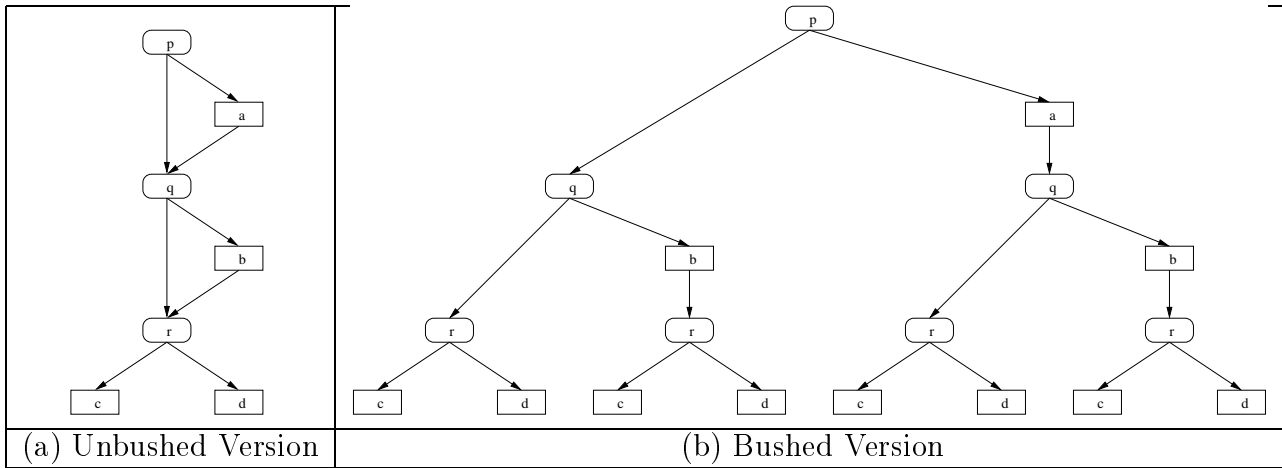


Figure 7: Bushing a CFG

0 is to produce a (possibly) conditional expression which captures the value stored in *flag* by the define code and to add sufficient assignments to allow this expression to be substituted for the use of the *flag* variable.

The production of the conditional expression from the define code is facilitated by two auxiliary transformations (called ‘bushing’ and ‘blossoming’, because of their effect on the tree-like structure of the program’s CFG). The remainder of this section describes these two steps.

Bushing takes a loop free segment of code, and produces a transformed program whose abstract syntax tree is of the form of a binary tree, in which edges may contain sequences of assignments. Blossoming takes such a binary tree and forces all the assignments to the leaves. The combined effect of bushing, followed



by blossoming, is that a binary tree is produced with all assignments at the leaves. The internal nodes are predicates. Amorphous slicing performed on each of the leaves gives a single assignment at the leaf. Such a binary tree can be converted to a conditional expression. Bushing is illustrated in Figure 7. The square-edged rectangles denote arbitrary assignments, while the round-edged rectangles denote arbitrary predicates.

The ‘then fold’ transformation (Axiom 1 of Figure 14) converts an `if-then` construct into an `if-then-else` construct, by copying the code that follows the original `if-then` into both the `then` and `else` branches. Bushing is achieved by repeatedly applying the ‘then fold’ transformation until there are no `if-then` statements without corresponding `else` statements.

A bushed tree is further transformed by blossoming. A blossomed tree has the property that all assignment statements and only assignment statements are at the leaves of the tree and all internal nodes are predicates. Blossoming is illustrated in Figure 8. Alphabetic letters are used to label statements and predicates. Blossoming is achieved by a post order traversal of a bushed tree, applying Rule 5 of Figure 14 at each assignment statement until it fails to apply (i.e. when there are no further predicates for the assignment to pass through). This approach is only applicable if expressions are side-effect free. In cases where expressions are not side effect free, then side-effect removal transformation [10] should be considered.

The leaves of the bushed and blossomed tree are sequences of assignments, which can be converted to single assignments to the flag variable using the algorithm for removing flags at level 3. Having done this, the tree is now a binary tree with single assignments to the flag variable at the leaves. Converting this to a conditional expression is straightforward.

A worked example, illustrating bushing and blossoming and how they facilitate transformation from level 4 to level 0 is given in Figure 9. The figure shows the progress of transformation from top left to bottom right. The defined code (the initial three lines of code) are bushed and blossomed. Slicing the



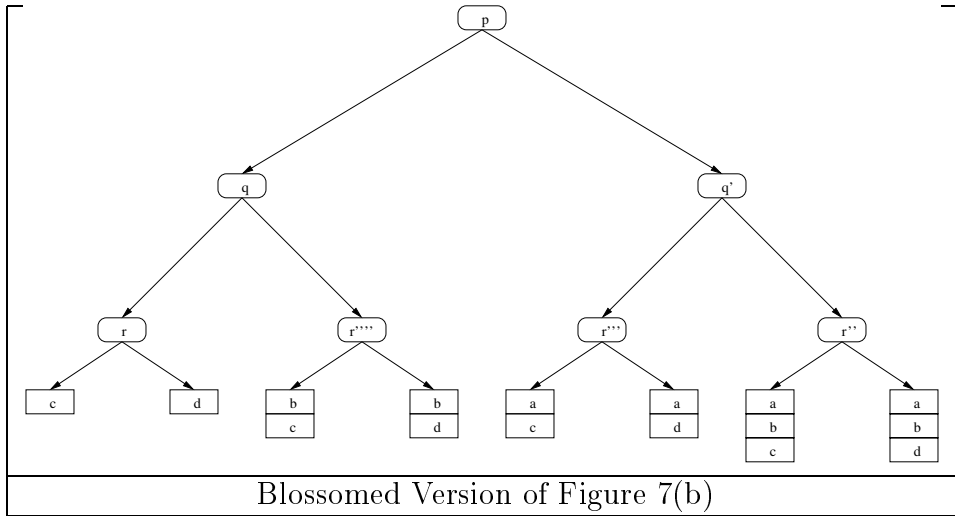


Figure 8: Blossoming a CFG

result using amorphous slicing on the variable `flag` produces a single assignment. Temporary variables, `Ta` and `Tb` are added to allow substitution of the expression assigned to `flag` by this single assignment. At the bottom of the figure, the effect of such a substitution is shown for a five line sequence of code. The first three lines are the define code and the last line is the use of `flag`, for which substitution is required. The fourth line is included merely to show that intervening assignments to relevant variables between define and use can be handled by the algorithm.

## 5.6 The Algorithm for Flag Removal is a Branch Coverage-Preserving Testability Transformation

The algorithm for removing flags involves several transformation steps which serve to produce a (possibly simplified) conditional expression which can be assigned to the flag variable. Each of these steps is traditionally meaning preserving<sup>4</sup>. The overall effect upon the original program, however, is relatively minor:

<sup>4</sup>A formal proof of this is beyond the scope of the present paper, but the reader can easily check, informally, that each step is reasonable, given the constraints for transformation, that predicates are side-effect free, that loops terminate and that



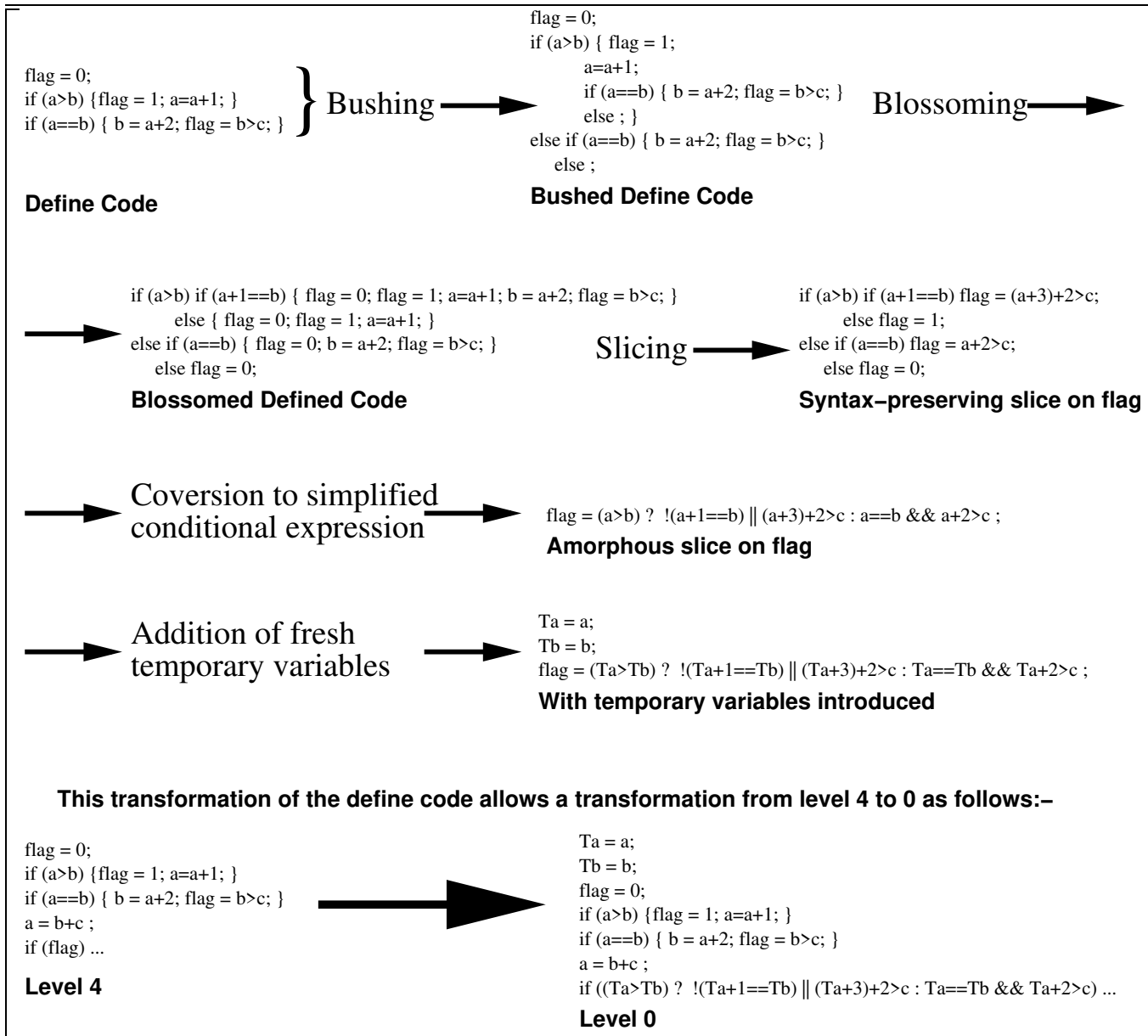


Figure 9: A Worked Example Illustrating the Flag Removal Algorithm



the assignment to the flag variable produced by amorphous slicing and bushing and blossoming is employed simply to obtain an expression (possibly a rather large and conditional one) which can then be substituted for the use of the flag variable.

The ability to substitute ‘definition’ for ‘use’, relies upon the introduction of assignments to temporary variables. The algorithm retains the original flag assignment code. Therefore the only modification is the substitution of ‘definition’ for ‘use’ of the flag variable itself, and the associated insertion of assignments to temporary variables.

Substitution for an expression clearly has no effect upon the edges of the CFG and thus has no effect upon branch coverage adequate test sets. Therefore, the only price to pay, in terms of modification of the CFG, for the flag removal transformation is the addition of the straight line sequence of temporary variable assignments.

A straight-line sequence of assignments *does* add additional edges to the CFG of the program. However, these edges will not affect branch coverage adequate test sets. This is because the straight line sequence of assignments is inserted between two existing sequential statements,  $x$  and  $y$ . There must, by definition, be an edge in the CFG from  $x$  to  $y$ . The insertion of the assignment sequence introduces a path from  $x$  to  $y$  in place of this edge. However, the path will be traversed under precisely the same conditions as the original single edge from  $x$  to  $y$ .

Furthermore, as the assignments are to new temporary variables, the projection of the state onto the original program variables remains unchanged along this path. The state at node  $y$  in the transformed and original program will therefore always agree on all variables in the original program, ensuring that the two program versions follow identical branches from statement  $y$  onward.

Since the transformation is traditionally meaning preserving and also introduces no additional branches,

---

other forms of abnormal termination do not occur.



it is therefore possible to say that it is a branch preserving testability transformation. Indeed, it is possible to go further. The transformation is a reversible testability transformation because test data generated for the original program will also be branch adequate for the transformed program.

## 6 Empirical Evaluation of Flag Removal

The DaimlerChrysler Evolutionary Testing system [25] was used to generate test data for flag-based programs and these results were compared with those obtained from running the testing system with identical parameters on the transformed, flag-free versions of the programs. A full description of the system is beyond the scope of this paper. The reader is referred to other papers by the DaimlerChrysler team which describe their approach to evolutionary testing [2, 25].

This section presents four indicative experiments, which illustrate various incarnations of the flag problem and the effect of their removal upon evolutionary test data generation. The figures show the results obtained on the left hand side together with the relevant fragments of the corresponding programs on the right-hand side. The program fragments are shown to illustrate the particular flavour of flag problem considered. However, when using the system, the human need not be aware either of the flag-free version of the program, nor indeed of the evolutionary process itself. The user simply submits a program (possibly with flags) and obtains a set of branch adequate test data, fully automatically.

The results plot the coverage achieved (for six separate executions of the evolutionary testing system) against the number of fitness evaluations. They are therefore a measure of effectiveness against effort.

A test goal consists of attempting to optimise test data to cover a particular branch. The coverage for each trial therefore increases in steps, as each test goal is satisfied. In all examples, a test set which achieves full branch coverage exists (there are no infeasible branches).



## 6.1 Triangle Classification Program

The triangle classification program is widely used as a benchmark in software testing. The program has three variables ( $a$ ,  $b$  and  $c$ ), which represent the side lengths of a figure. The goal of the program is to determine whether the three side lengths represent a triangle, and if they do, to categorise the triangle type.

Input values are `double` values within range  $-1000$  to  $20000$  with a precision of  $0.00001$ . This gives a search space size of approximately  $10^{27}$ . Two versions of the triangle classification program were used in the experiment: a ‘Validity check’ program and a ‘Special Value’ program. These two variants of the triangle program illustrate the range of difficulty introduced by flags from none (Validity Check) through to severe (Special Value). The results for each variant are shown in Figures 10 and 11.

In the ‘Validity Check’ variant, the flag is assigned a value which represents a set of validity checks on inputs. There are many sub-criteria (boolean terms), many inputs which satisfy each sub-criterion and many which fail to satisfy each. Therefore, the fitness landscape does not contain a *small* high fitness plateau. Furthermore, each of the sub-criteria is also checked later on in the program by a separate conditional statement and so each sub-criterion also forms a separate test goal. In this situation the presence of flags presents no difficulty.

By contrast the ‘Special Value’ variant of the triangle program represents a difficult form of flag-based program. The flag variable is set to true by only very few inputs, creating a tiny plateau of high fitness. In such a situation evolutionary testing degenerates to random testing.

The results show that for the ‘Validity Check’ version of the program, the removal of flags makes practically no difference, with all trials reaching maximum fitness, and with all doing so with a similar spread of effort. On the other hand, the ‘Special Value’ variant shows how bad the flag problem can be.



After 40,000 fitness evaluations, none of the trial runs has risen above a coverage of 0.87 and after 120,000 evaluations none has risen above 0.92. No trial reached the maximum possible coverage. However, for the flag free version, after only 20,000 fitness evaluations, *all* of the trial runs have reached a coverage of more than 0.96 and after only 80,000 evaluations all have reached maximum possible coverage (1.0).

## 6.2 Calendar Program

The calendar program computes dates, but takes account of special days and date corrections which have taken place as a result of the British parliament’s ‘Calendar Act’ of 1751 [5]. This act required that the date of September the 2<sup>nd</sup>, the following year was to be immediately followed by September the 14<sup>th</sup>, a decision which caused much consternation and a demand for the return of the ‘stolen 11 days’. These ‘stolen days’ form a special case in the calendar program which is denoted by a flag.

The calendar program is a typical flag-based program which tests for an ‘unusual’ condition and sets the value of a flag according to this test. This is typical because flags often test for exceptional cases. That is, the value assigned is far more likely to take one of the two possible values than the other. In this case, the program takes 8 character variables, each of which may take values within a range of 0 to 10. These are subsequently converted into the integer variables `day`, `month` and `year` seen in the code-fragment quoted in Figure 12. This gives a search space of approximately  $8^{10}$ , with the flag representing any date within the ‘11 stolen day’ period.

The results of evolutionary test data generation for the calendar program, together with the relevant fragments of code are shown in Figure 12. The flag-free code has been simplified for readability. The actual transformed program produced by the flag-removal algorithm contains many temporary variables. Of course, the fact that the transformed version has poor readability is not an issue for this work (unlike





most work on transformation) because the transformed program is not read by a human.

The results show that flag removal helps in this instance, because all of the runs achieve the maximum possible fitness using the flag-free version, while none does so using the original program. It can also be seen from the growth of coverage for each run, that using the flag-free version both achieves higher coverage overall and achieves each level of coverage faster.

### 6.3 Line Covered by Rectangle Program

The `LineCoveredByRectangle` program attempts to work out whether a line segment is completely covered by a rectangle figure or not. The program has eight input variables of short integer type within a range of -32000 to +32000. The total search space size is therefore  $64,000^8$ . There is a special case when the line in question happens to be a diagonal of the rectangle. This is true for  $32,000^4$  of the  $64,000^8$  possible inputs. This means that the chance of stumbling across such a value ‘at random’ is approximately 1 in  $10^{20}$ .

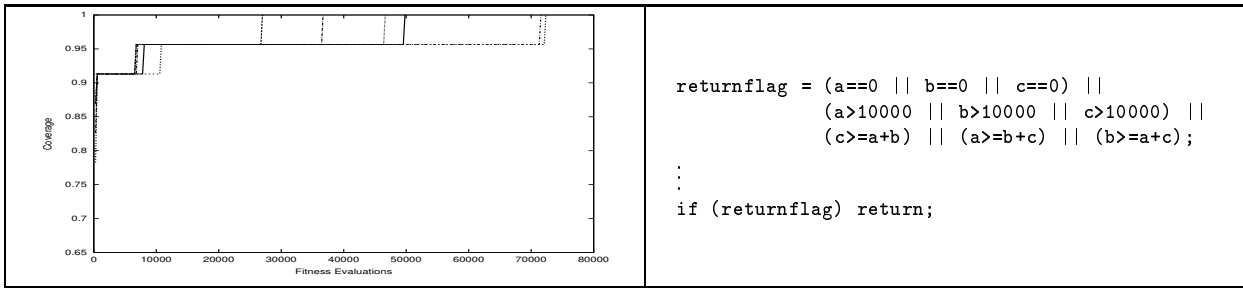
The results of evolutionary test data generation for the Rectangle program, together with the relevant section of flag-containing code, are shown in Figure 13. The results show that flag removal produces better results. In particular, observe that the final test goal (of moving from just under 0.94 coverage to the maximum possible coverage of 1.0) is abandoned in all of the trials of the version with flags and 100% coverage is always achieved for flag free version after 200K fitness evaluations.

## 7 Related Work

Testability has been defined by Voas [23], in terms of the Propagation, Infection and Execution (PIE) framework. The PIE method measures testability in terms of the likelihood that an infection (a fault) is executed and subsequently propagated in an observable way. In this paper, the term testability is construed



### Version with a flag



### Transformed, flag-free, version

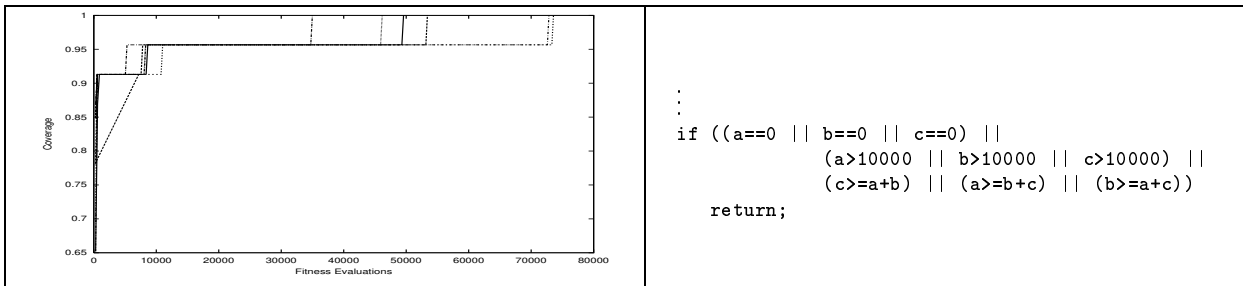
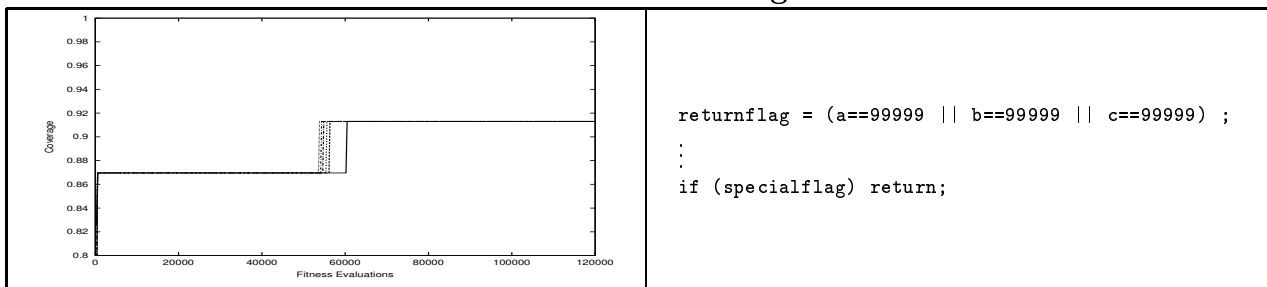


Figure 10: Results for the 'Validity Check' Triangle program

### Version with a flag



### Transformed, flag-free, version

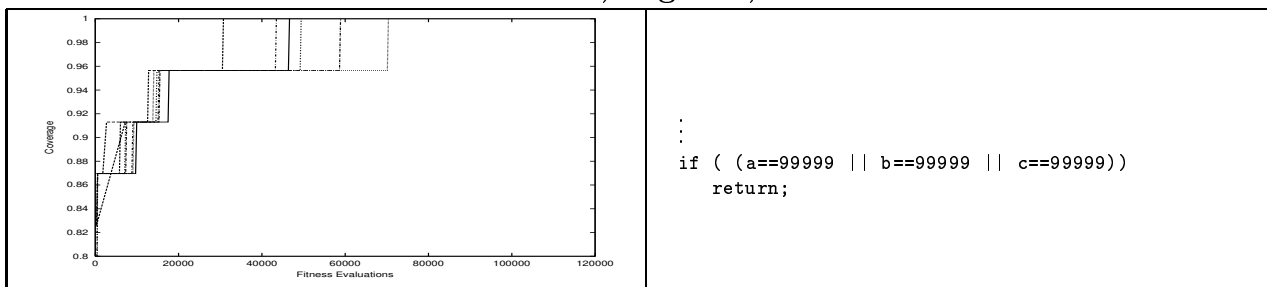
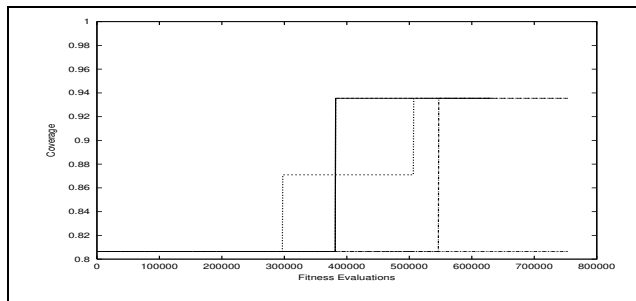


Figure 11: Results for the 'Special Value Check' Triangle program



### Version with a flag

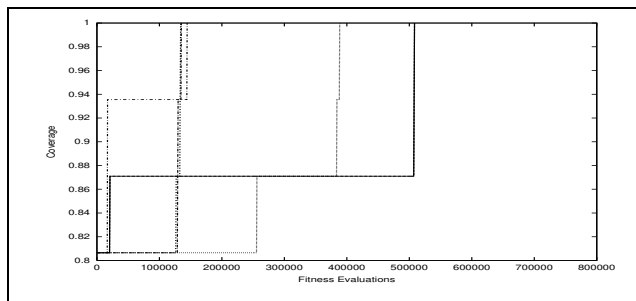


```

:
:
: /* date correction for september 1752 */
: if(special_days)
:   result = "Day did not exist.";
: else
:   if (leapflag && is_september && day>13)
:     result = dayName((addMonths(month,year)+(-day)
:                         +firstJanuary(year)+10)%7);
:   else
:
:
:

```

### Transformed, flag-free, version



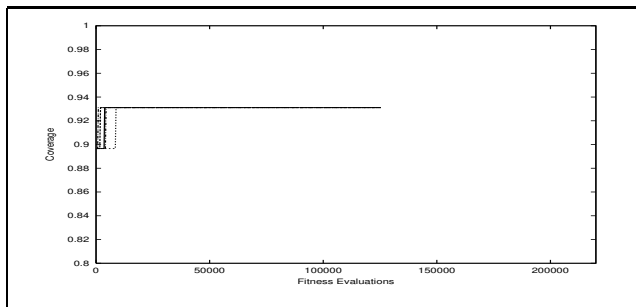
```

:
:
: /* date correction for september 1752 */
: if(year = 1752 && month==9 && day >=3 && day <= 13)
:   result = "Day did not exist.";
: else
:   if (year = 1752 && month==9 && day>13)
:     result = dayName((addMonths(month,year)+(-day)
:                         +firstJanuary(year)+10)%7);
:   else
:
:
:

```

Figure 12: Results for the Leap Year Program

### Version with a flag

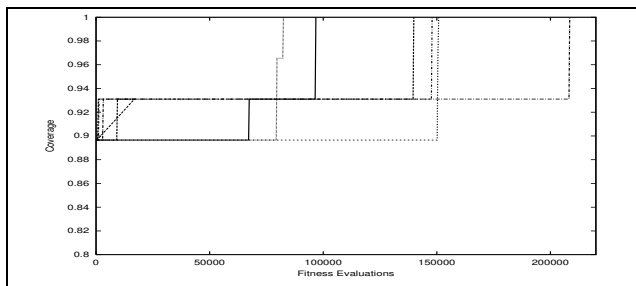


```

: if (rectangle.width>0 && rectangle.height>0)
:   diag = (rectangle.rect_p.x == line.p1.x &&
:           rectangle.rect_p.y == line.p1.y &&
:           rectangle.rect_p.x+rectangle.width == line.p2.x &&
:           rectangle.rect_p.y+rectangle.height == line.p2.y )
:           ||
:           (rectangle.rect_p.x == line.p2.x &&
:            rectangle.rect_p.y == line.p2.y &&
:            rectangle.rect_p.x+rectangle.width == line.p1.x &&
:            rectangle.rect_p.y+rectangle.height == line.p1.y );
: ...
: if (diag) return yes;

```

### Transformed, flag-free, version



As above but with `diag` substituted out.

Figure 13: Results for the Line Covered by Rectangle program



in the more general sense to mean ‘the ease with which test data can be generated’.

The flag problem for evolutionary testing can be thought of as an example of the high Domain to Range Ratio (DRR) problem which Voas identifies as one source of poor testability. That is, the input space of variables is reduced by assigning to a flag, because the range can take one of only two possible values. Voas observed that such situations (with high DRRs) could lead to fault masking, preventing the propagation component of the PIE framework. However, a high DRR is an insufficient requirement to cause a problem for evolutionary test data generation, as shown by the empirical study with flag variable; the problem only arises when the high DRR also has a range value for which there are very few corresponding domain elements. In search-based nomenclature, this corresponds to the ‘needle in a haystack’ problem.

The transformations considered in this paper need not preserve functional equivalence. This is a departure from most work on program transformation, but it is not the first instance of non-traditional meaning preserving transformation in the literature. Weiser [26] introduced program slicing. A slice for a set of variables  $V$  and program point  $n$  consists of those parts of the program which potentially influence the values computed for variables in  $V$  at  $n$ . Those parts which can be statically determined to have no such effect are removed to form the slice. A slice is thus a syntactic projection of the original program that preserves a semantic projection of the program’s semantics. As such, a slice can be thought of preserving an abstract interpretation of the program from which it is constructed.

Similarly, Dershowitz [9] and Feather [11] considered non-meaning program transformations for program modification in corrective and adaptive maintenance. In these ‘evolution transforms’, the idea is that the software is to be evolved using transformation and that this evolution necessarily does not preserve the (complete) meaning of the program. The semantics of the program are divided into several orthogonal components, or dimensions, allowing changes to semantics which affect one dimension, while leaving the others invariant. In this way, an evolution transform is a higher level version of a slice, in which the



slicing criterion is not a set of variables and a program point, but a set of dimensions which are to remain invariant.

The three novel aspects of testability transformation (with respect to traditional transformation) identified in Section 3 are helpful to clarify the similarities and differences between testability transformation and these other two variations on traditional transformation of slicing and evolution transforms.

- Testability transformations allow co-transformation of the test adequacy criterion. Unlike testability transformation, slicing and evolutionary transformations are not concerned with testing and so clearly have no such requirement.
- Testability transformations are disposable. Unlike testability transformation, evolution transforms produce results which are intended to act as replacements for the original program from which they are constructed. By contrast, a testability transformation is merely a means to an end; once the test data is generated from the transformed program, it is discarded. Like testability transformation, slicing is often used as a means to an end, rather than an end in itself.
- Testability transformations are not required to preserve even a projection of the original semantics. Unlike testability transformation, slicing and evolution transforms can be regarded as preserving abstractions of the original program's semantics. In practice, this theoretical difference may be less important than it seems. The authors have, as yet, only used fully meaning preserving transformations in the process of defining testability transformation algorithms.



## 8 Summary

This paper introduced testability transformation: a novel approach to program transformation, in which test data is generated from the transformed program but, for which the transformation process guarantees that the test data will be adequate for the original.

It has been shown that a testability transformation is novel because it is required neither to preserve the traditional meaning of the program, nor an abstraction of it. Rather, a testability transformation preserves a new meaning relating to preservation of adequate test data sets.

The approach was illustrated by the definition of a simple algorithm for flag removal and an empirical study which showed that this algorithm improves the performance of evolutionary test data generation, when the flag has relatively few input values which make it true (or relatively few that make it false).

## A Transformation rules

The transformation rules used in this paper are defined in Figure 14.

The rules are written in the form of a logical calculus. A rule of the form:  $\frac{A}{B \Rightarrow C}$  can be interpreted as “If  $A$  holds then the fragment  $B$  can be transformed into the fragment  $C$ ”. The term **DEF**( $e$ ) denotes the defined [1] variables of  $e$ , where  $e$  is either an expression or a statement. The term **SUB**( $e_1, i, e_2$ ) returns the expression that results from substituting all occurrences of the variable  $i$  in the expression  $e_1$ , with the expression  $e_2$ .



**Rule 1 (Push Assignment)**

$$\frac{i_1 \neq i_2, i_2 \notin \mathbf{REF}(e_1), e_3 = \mathbf{SUB}(e_2, i_1, e_1)}{\llbracket i_1 = e_1; i_2 = e_2; \rrbracket \Rightarrow \llbracket i_2 = e_3; i_1 = e_1; \rrbracket}$$

**Rule 2 (Unfold and Merge Assignment)**

$$\frac{e_3 = \mathbf{SUB}(e_2, i, e_1)}{\llbracket i = e_1; i = e_2; \rrbracket \Rightarrow \llbracket i = e_3; \rrbracket}$$

**Rule 3 (Push If)**

$$\frac{e'_2 = \mathbf{SUB}(e_2, i, e_1), \llbracket i=e_1; c \rrbracket \Rightarrow \llbracket c' i=e_1; \rrbracket}{\llbracket i=e_1; \text{if } (e_2) c \rrbracket \Rightarrow \llbracket \text{if } (e'_2) c' i=e_1; \rrbracket}$$

**Rule 4 (Push If-Else)**

$$\frac{e'_2 = \mathbf{SUB}(e_2, i, e_1), \llbracket i=e_1; c_1 \rrbracket \Rightarrow \llbracket c'_1 i=e_1; \rrbracket, \llbracket i=e_1; c_2 \rrbracket \Rightarrow \llbracket c'_2 i=e_1; \rrbracket}{\llbracket i=e_1; \text{if } (e_2) c_1 \text{ else } c_2 \rrbracket \Rightarrow \llbracket \text{if } (e'_2) c'_1 \text{ else } c'_2 i=e_1; \rrbracket}$$

**Rule 5 (Push into if)**

$$\frac{p' = \mathbf{SUB}(p, i, e)}{\llbracket i = e; \text{if } (p) S \text{ else } S' \rrbracket \Rightarrow \llbracket \text{if } (p') i = e; S \text{ else } i = e; S' \rrbracket}$$

**Axiom 1 (Then fold)**  $\llbracket \text{if } (p) S_1 \quad S_2 \rrbracket \Rightarrow \llbracket \text{if } (p) \{S_1 S_2\} \text{ else } S_2 \rrbracket$ 

Figure 14: Transformation Rules



# References

- [1] Alfred V. Aho, Ravi Sethi, and Jeffrey D. Ullman. *Compilers: Principles, techniques and tools*. Addison Wesley, 1986.
- [2] André Baresel, Harmen Sthamer, and Michael Schmidt. Fitness function design to improve evolutionary structural testing. In *GECCO 2002: Proceedings of the Genetic and Evolutionary Computation Conference*, pages 1329–1336, New York, 9-13 July 2002. Morgan Kaufmann Publishers.
- [3] David Wendell Binkley. Computing amorphous program slices using dependence graphs and a data-flow model. In *ACM Symposium on Applied Computing*, pages 519–525, The Menger, San Antonio, Texas, U.S.A., 1999. ACM Press, New York, NY, USA.
- [4] British Standards Institute. BS 7925-1 vocabulary of terms in software testing, 1998.
- [5] Calendar Act. Calendar Act, Anno vicesimo quarto George II, cap. xxiii., 1751.
- [6] Gerardo Canfora, Aniello Cimitile, and Andrea De Lucia. Conditioned program slicing. In Mark Harman and Keith Gallagher, editors, *Information and Software Technology Special Issue on Program Slicing*, volume 40, pages 595–607. Elsevier Science B. V., 1998.
- [7] Sebastian Danicic, Chris Fox, Mark Harman, and Robert Mark Hierons. The ConSIT conditioned slicing system. *Software Practice and Experience*, 2004. Accepted for publication.
- [8] John Darlington and Rod M. Burstall. A transformation system for developing recursive programs. *Journal of the ACM*, 24(1):44–67, 1977.





- [9] Nachum Dershowitz and Zohar Manna. The evolution of programs: A system for automatic program modification. In *Conference Record of the Fourth Annual Symposium on Principles of Programming Languages*, pages 144–154. ACM SIGACT and SIGPLAN, ACM Press, 1977.
- [10] José Javier Dolado, Mark Harman, Mari Carmen Otero, and Lin Hu. An empirical investigation of the influence of a type of side effects on program comprehension. *IEEE Transactions on Software Engineering*, 2003. Accepted for publication.
- [11] Martin S. Feather. A system for assisting program transformation. *ACM Transactions on Programming Languages and Systems*, 4(1):1–20, January 1982.
- [12] Mark Harman, David Wendell Binkley, and Sebastian Danicic. Amorphous program slicing. *Journal of Systems and Software*, 68(1):45–64, October 2003.
- [13] Mark Harman, Lin Hu, Robert Hierons, André Baresel, and Harmen Sthamer. Improving evolutionary testing by flag removal (‘best at GECCO’ award winner). In *GECCO 2002: Proceedings of the Genetic and Evolutionary Computation Conference*, pages 1359–1366, New York, 9-13 July 2002. Morgan Kaufmann Publishers.
- [14] Mark Harman and Bryan F. Jones. Search based software engineering. *Information and Software Technology*, 43(14):833–839, December 2001.
- [15] John H. Holland. *Adaption in Natural and Artificial Systems*. MIT Press, Ann Arbor, 1975.
- [16] B.F. Jones, H.-H. Sthamer, and D.E. Eyres. Automatic structural testing using genetic algorithms. *The Software Engineering Journal*, 11:299–306, 1996.



- [17] C.C. Michael, G. McGraw, and M.A. Schatz. Generating software test data by evolution. *IEEE Transactions on Software Engineering*, (12):1085–1110, December 2001.
- [18] Melanie Mitchell. *An Introduction to Genetic Algorithms*. MIT Press, 1996.
- [19] R. P. Pargas, M. J. Harrold, and R. R. Peck. Test-data generation using genetic algorithms. *The Journal of Software Testing, Verification and Reliability*, 9:263–282, 1999.
- [20] Helmut A. Partsch. *The Specification and Transformation of Programs: A Formal Approach to Software Development*. Springer, 1990.
- [21] Lyle Ramshaw. Eliminating goto’s while preserving program structure. *Journal of the ACM*, 35(4):893–920, 1988.
- [22] Nigel Tracey, John Clark, and Keith Mander. The way forward for unifying dynamic test-case generation: The optimisation-based approach. In *International Workshop on Dependable Computing and Its Applications (DCIA)*, pages 169–180. IFIP, January 1998.
- [23] Jeffrey M. Voas and Keith W. Miller. Software testability: The new verification. *IEEE Software*, 12(3):17–28, May 1995.
- [24] Martin Ward. Reverse engineering through formal transformation. *The Computer Journal*, 37(5), 1994.
- [25] Joachim Wegener, André Baresel, and Harmen Sthamer. Evolutionary test environment for automatic structural testing. *Information and Software Technology Special Issue on Software Engineering using Metaheuristic Innovative Algorithms*, 43(14):841–854, 2001.



- [26] Mark Weiser. *Program slices: Formal, psychological, and practical investigations of an automatic program abstraction method*. PhD thesis, University of Michigan, Ann Arbor, MI, 1979.

