
Tests of Gravity Using Lunar Laser Ranging

Stephen M. Merkowitz

NASA Goddard Space Flight Center
Greenbelt, MD 20771

email: Stephen.M.Merkowitz@nasa.gov

<http://asd.gsfc.nasa.gov/Stephen.Merkowitz/>

Accepted on 30 September 2010

Published on 2 November 2010

Abstract

Lunar laser ranging (LLR) has been a workhorse for testing general relativity over the past four decades. The three retroreflector arrays put on the Moon by the Apollo astronauts and the French built arrays on the Soviet Lunokhod rovers continue to be useful targets, and have provided the most stringent tests of the Strong Equivalence Principle and the time variation of Newton's gravitational constant. The relatively new ranging system at the Apache Point 3.5 meter telescope now routinely makes millimeter level range measurements. Incredibly, it has taken 40 years for ground station technology to advance to the point where characteristics of the lunar retroreflectors are limiting the precision of the range measurements. In this article, we review the gravitational science and technology of lunar laser ranging and discuss prospects for the future.

Imprint / Terms of Use

Living Reviews in Relativity is a peer reviewed open access journal published by the Max Planck Institute for Gravitational Physics, Am Mühlenberg 1, 14476 Potsdam, Germany. ISSN 1433-8351.

This review is licensed under a Creative Commons Attribution-Non-Commercial-NoDerivs 3.0 Germany License: <http://creativecommons.org/licenses/by-nc-nd/3.0/de/>

Because a *Living Reviews* article can evolve over time, we recommend to cite the article as follows:

Stephen M. Merkowitz,
“Tests of Gravity Using Lunar Laser Ranging”,
Living Rev. Relativity, **13**, (2010), 7. [Online Article]: cited [<date>],
<http://www.livingreviews.org/lrr-2010-7>

The date given as <date> then uniquely identifies the version of the article you are referring to.

Article Revisions

Living Reviews supports two ways of keeping its articles up-to-date:

Fast-track revision A fast-track revision provides the author with the opportunity to add short notices of current research results, trends and developments, or important publications to the article. A fast-track revision is refereed by the responsible subject editor. If an article has undergone a fast-track revision, a summary of changes will be listed here.

Major update A major update will include substantial changes and additions and is subject to full external refereeing. It is published with a new publication number.

For detailed documentation of an article’s evolution, please refer to the history document of the article’s online version at <http://www.livingreviews.org/lrr-2010-7>.

Contents

1	Introduction	5
2	Equivalence Principle	8
3	Variation of the Strength of Gravity	10
4	Inverse Square Law	11
5	The Nature of Spacetime	12
6	Modeling and Analysis	13
7	Next Generation Lunar Laser Ranging	14
8	Next Generation Lunar Retroreflectors	17
9	Laser Transponders	20
10	Outlook	23
11	Acknowledgements	24
	References	25

List of Tables

1	Location of the lunar retroreflector arrays in the DE421 Principal-Axis Frame and their orientation sensitivity.	14
----------	---	-----------

1 Introduction

On July 20, 1969, humans landed on the Moon for the first time. The following day, the Apollo 11 astronauts deployed the first Laser Ranging Retroreflector (LRRR or LR³). Within a month, return photons were successfully detected at several observatories [7]. Two more retroreflector arrays were placed on the Moon during the Apollo 14 and 15 missions. In addition, two French arrays were on Russian Lunokhod rovers carried on Luna landers. These five retroreflector arrays remain visible today and the laser ranging data collected over the past 40 years has dramatically and continually increased our understanding of gravitational physics along with Earth and Moon geophysics, geodesy, and dynamics. They remain the only operating lunar experiment from the Apollo era, and more incredibly, only recently has the ground station technology advanced to the point where uncertainties associated with the lunar arrays are limiting the range measurement precision.

The Apollo 11 and 14 arrays consist of 100 fused silica ‘circular opening’ cubes (3.8 cm diameter each) with a total estimated lidar cross section (based on the intensity of the diffraction pattern of the array at the position of the receiver in the far field) of 0.5 billion square meters. Apollo 15 has 300 of these cubes and therefore about 3 times the lidar cross section and is the lunar array with the highest response. The diffraction pattern of the Apollo arrays has a bright central lobe at the center with six surrounding lobes with an effective tophat function 8 arcsec in diameter for small incidence angles [3, 40]. They produce an approximately 20 km diameter spot on Earth [24]. This spread is sufficient to cover the velocity aberration due to the Moon’s motion, so the cube’s reflective face angles were not intentionally spoiled (made different from 90 degrees).




Figure 1: From left to right, the Apollo 11, 14, and 15 retroreflector arrays. (Image credits: NASA.)

The two Lunokhod arrays consist of 14 triangular shaped cubes, each side 11 cm. Shortly after landing, the Lunokhod 1 array ceased to be a viable target. However, in March 2010, it was located by NASA’s Lunar Reconnaissance Observer. Lunokhod 1 has now become a strong target for laser ranging, contrary to Lunokhod 2, which is very difficult to get returns from during the lunar day [44]. The silver rear coating and larger size of the Lunokhod cubes makes them less thermally stable, which dramatically reduces the optical performance when sunlit.

Lunar laser ranging (LLR) is performed by measuring the round-trip light travel time between a ground transmitter and the retroreflector. Early LLR measurements had a precision of about 20 cm. Since 1969, multiple stations have successfully ranged to the lunar retroreflectors. However, two stations have dominated LLR data generation: McDonald Laser Ranging System (MLRS) in Texas (since 1969) [65] and Observatoire de la Côte d’Azur (OCA) in Grasse, France (since 1985) [59]. The vast majority of their lunar data comes from the array with the highest lidar cross section: Apollo 15. These stations have increased the range precision by a factor of 10 over the years to




Figure 2: The Russian Lunokhod 1 lander with the French built retroreflector array sticking out the left side. (Image credits: Lavochkin Association / NASA.)

the level of about two centimeters. Recently, the Apache Point Observatory Lunar Laser-ranging Operation (APOLLO) has begun contributing high-quality data at the millimeter level [6, 42, 43].

Poor detection rates are a major limiting factor in past LLR. Taking into account velocity aberrations, optical performance of the ground station, and other systematic effects, the overall round-trip loss is typically of order 10^{-21} , mostly due to the r^4 loss from the Earth-Moon distance. Because of this heavy loss of light, not every laser pulse sent to the Moon results in a detected return photon, leading to poor measurement statistics. MLRS typically collects less than 100 photons per range measurement with a scatter of about 2 cm. However, the new APOLLO instrument at Apache Point has overcome this limitation.

The large collecting area of the Apache Point 3.5 m diameter telescope and the efficient avalanche photodiode arrays used in APOLLO result in thousands of detections (even multiple detections per pulse) leading to a statistical uncertainty of about 1 mm. The dominant random uncertainty per photon in APOLLO stems from the orientation of the reflector array and the associated spread of pulse return times [6]. Additionally, systematic errors associated with lunar arrays, such as regolith motion and thermal expansion of the array, start to become significant at the millimeter level of precision.

Each ground station records the single-photon reflection events, which are then combined into ‘normal points’ that are adjusted for station-specific corrections. A typical normal point is generated from 5 to 20 minutes of ranging. The normal points are then submitted to a central archive with the International Laser Ranging Service [58], which makes them available to the public. Auxiliary measurements, such as environmental conditions (temperature, pressure, etc.) are also recorded, as these are required to further correct the data for atmospheric effects. A detailed model of the solar system ephemeris is then used to perform a least-squares analysis to estimate various model parameters from the measured data [80].

Arguably, the most fruitful analysis of LLR data is for tests of General Relativity (GR). Relativistic effects typically show up at particular frequencies (such as the synodic frequency) making them separable from most other parameters. These frequency signatures make the analysis possible given the plethora of other effects with large uncertainties. In the following sections, we summarize the main tests of GR performed with LLR. These include tests of the Equivalence Principle, the variation of the gravitational constant, the inverse square law, and a preferred-frame. We then discuss the current state of LLR data analysis. Finally, we describe the next generation of lunar

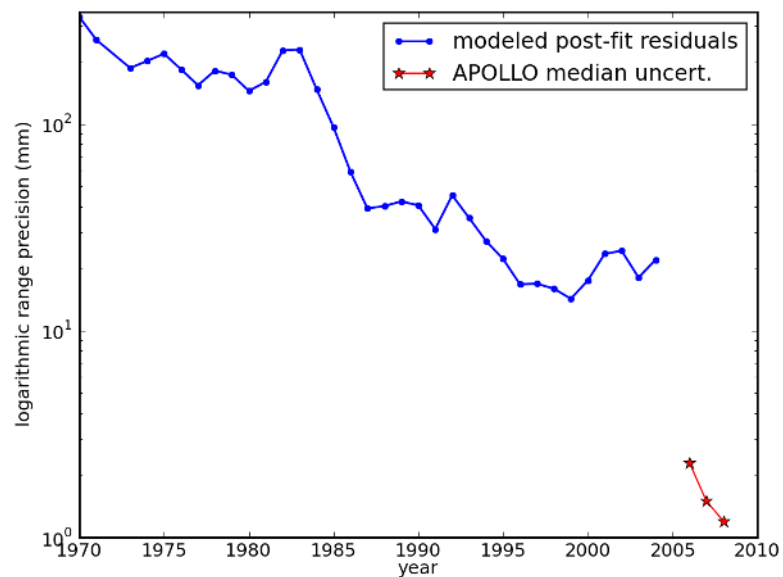


Figure 3: Improvements in the ground station technology over the past 40 years have increased the range precision by 2 orders of magnitude. Uncertainties associated with the existing retroreflectors are now becoming a limitation. (Image credits: Thomas Murphy.)

laser ranging instruments and discuss the possibilities that the future of lunar and planetary laser ranging may hold.

2 Equivalence Principle

The gravitational acceleration of massive bodies toward other bodies is dependent on the nonlinear properties of gravity within metric theories of gravity [48]. Tracking this acceleration provides a measurement of how gravity pulls on the gravitational binding energy and how gravitational binding energy affects inertia. This probe of nonlinear gravity is explicitly singled out in measurements of the Parameterized Post-Newtonian parameter β discussed below, but it is also implicitly contained within the Einstein Equivalence Principle.

The Equivalence Principle (EP), which states the equality of gravitational and inertial mass, is central to the theory of GR. The EP comes in two flavors: the weak (WEP) and the strong (SEP). The WEP pertains to nongravitational contributions to mass: namely, Standard Model contributions of nuclear and electromagnetic energy, gluons, plus quark masses and their kinetic energies. Nucleons of differing fractional electro-weak and nuclear binding energies might exhibit different couplings to gravity in the case of a WEP violation. The SEP extends the WEP to include gravitational self-energy of a body, addressing the question of how gravity pulls on itself and, therefore, accessing the nonlinear aspect of gravity.

While the EP must hold true in GR, nearly all alternative theories of gravity predict a violation of the EP at some level. Efforts to formulate a quantum description of gravity generally introduce new scalar or vector fields that violate the EP [13, 14]. These violations manifest themselves in the equations of motion for massive self-gravitating bodies, as well as preferred frame and preferred-location effects on the gravitational constant. GR may be the only metric theory of gravity that is dependent on the SEP holding true [72], distinguishing it from all other theories of gravity. Therefore, probing the validity of the EP is one of the strongest ways of testing GR. This test is often considered one of the most powerful ways to search for new physics beyond the standard model [12].

Precision tests of the EP generally test the Universality of Free Fall (UFF): all test bodies have the same gravitational acceleration in a uniform gravitational field. Tests of the UFF are performed by comparing the gravitational accelerations a_1 and a_2 of different test bodies:

$$\frac{\Delta a}{a} = \frac{a_1 - a_2}{\frac{1}{2}(a_1 + a_2)} = \left(\frac{M_G}{M_I}\right)_1 - \left(\frac{M_G}{M_I}\right)_2, \quad (1)$$

where M_G is the gravitational mass and M_I is the inertial mass of each test body. Laboratory masses lack measurable gravitational self-energy, so the classical Eötvös type experiments, which compare the acceleration of test bodies with different compositions only probe the WEP [60].

In the late 1960s, Nordtvedt recognized that the SEP could be tested by comparing the gravitational acceleration of two massive bodies [48, 47]. For each body, the gravitational to inertial mass ratio can be written as:

$$\frac{M_G}{M_I} = 1 + \eta \frac{U}{Mc^2}, \quad (2)$$

where U is the gravitational self-energy of the test body:

$$U = \frac{G}{2} \int \frac{\rho(r)\rho(r')}{|r-r'|} d^3\mathbf{r}d^3\mathbf{r}', \quad (3)$$

Mc^2 is the body's total mass energy, and η is a dimensionless constant that is identically zero if the EP holds true.

For a uniform sphere of radius R , $U/Mc^2 = -3GM/5Rc^2$. However, due to their complex interior structure, the gravitational self-energy for astronomical bodies is generally computed numerically. An Earth model based on the model described in [25] yields a self-energy of [78]:

$$\left(\frac{U}{Mc^2}\right)_{\text{Earth}} = -4.64 \times 10^{-10}, \quad (4)$$

while a Moon with a 20% iron core yields [75]:

$$\left(\frac{U}{Mc^2}\right)_{\text{Moon}} = -1.90 \times 10^{-11}. \quad (5)$$

Nordtvedt realized that a violation of the EP would cause the Earth and Moon to fall at different rates toward the Sun resulting in a polarization of the lunar orbit [49]. This polarization shows up in LLR as a displacement along the Earth-Sun line with a 29.53 day synodic period. Detailed solutions to the equations of motion for the Earth-Moon-Sun system [54, 15] find that the radial perturbation of the Earth-Moon distance due to an EP violation is

$$\delta r = -2.9427 \times 10^{10} \left[\left(\frac{M_G}{M_I}\right)_{\text{Earth}} - \left(\frac{M_G}{M_I}\right)_{\text{Moon}} \right] \cos D \quad [\text{m}], \quad (6)$$

where D is the angle between the mean longitude of the Moon and the mean longitude of the Sun as observed from the Earth (synodic period). Combining Equation (2) with the estimated self-energy for the Earth and Moon, we find that Equation (6) becomes:

$$\delta r = 13.1\eta \cos D \quad [\text{m}]. \quad (7)$$

Recent solutions using LLR data yield an EP test numerically comparable with present laboratory limits, at a part in 10^{13} [79, 60]. Since the Earth and Moon not only have different gravitational self-energy, but also have different compositions the LLR measurements alone do not provide a pure test of SEP [52]. To separate the WEP and SEP effects and eliminate the possibility of a conspiratorial cancellation, the Eöt-Wash group at the University of Washington performed a torsion balance experiment using test masses of similar composition to the Earth and Moon [4]. Combining the torsion balance results with the latest LLR analyses produced the best test of the SEP to date [79, 80]:

$$\Delta \left(\frac{M_G}{M_I}\right)_{\text{SEP}} = (-2.0 \pm 2.0) \times 10^{-13}, \quad (8)$$

$$\eta = (4.4 \pm 4.5) \times 10^{-4}. \quad (9)$$

Because Earth's self-energy contributes 4.5×10^{-10} of its total mass, this translates to a SEP test of 0.04%.

3 Variation of the Strength of Gravity

In GR the coupling strength of gravity is taken as a constant: G . However, not all theories require such a constraint. Within scalar-tensor theories the gravitational coupling can become a function of a dynamical scalar field. The variation of the gravitational constant then depends on the cosmological evolution of the scalar field. The exact form of the variation will depend on the specific cosmological scenario being proposed [71, 27, 46]. It has also been shown that dark energy is compatible with a wide range of models derived from the compactification of higher-dimensional theories if the gravitational constant varies with time [68].

A time variation of G will show up as an anomalous evolution of the orbital periods of astronomical bodies. This is easily seen from Kepler's third law :

$$P^2 = \frac{4\pi^2 r^3}{Gm}. \quad (10)$$

Taking the time derivative and rearranging we find:

$$\frac{\dot{G}}{G} = 3\frac{\dot{r}}{r} - 2\frac{\dot{P}}{P} - \frac{\dot{m}}{m}. \quad (11)$$

For solar system bodies, we can safely ignore the mass term, except for a small rate of mass loss by the Sun (for compact objects like neutron stars this term becomes important [53]). Both tidal-friction and a changing G influence the semimajor axis. However, one can separate the effects by taking into account their different proportional contributions to the orbital period.

This evolving range, linear with time, was used for analysis of the initial years of LLR data. However, a changing G affects both the monthly lunar orbit and the annual Earth-Moon orbit around the Sun. Solar perturbations on the lunar orbit are also large. Secular change in the annual orbital period from a varying G accumulates as an orbital longitude perturbation evolving quadratically with time [55]. This t^2 effect on the phase of the solar perturbations provides a strong limit when measured over decades.

Recent analysis of LLR data by the JPL group sets a limit on $\dot{G}/G = (6 \pm 7) \times 10^{-13}$ year [69]. Similarly, Müller et al. find $\dot{G}/G = (2 \pm 7) \times 10^{-13}$ year and $\ddot{G}/G = (4 \pm 5) \times 10^{-15}$ year² [35]. These limits translate to less than a 1% variation of G over the 13.7 billion year age of the universe. Because the dominant effect for a variation in G is quadratic in time, continued LLR measurements will significantly improve this limit. Additionally, a more optimal measurement schedule throughout the lunar month, now possible with APOLLO, will also put better constraints on a possible time variation of G [56].

4 Inverse Square Law

The inverse square law (ISL) of gravity has been meaningfully tested over length scales spanning 20 orders of magnitude, eliminating Yukawa-like couplings competitive with the strength of gravity from 10^{-4} to 10^{16} meter length scales. The deepest probe of the ISL is from LLR at a scale of $\sim 10^8$ meters, where any new force must be weaker than gravity by more than ten orders-of-magnitude [38]. Short-range tests of the ISL have recently been prompted by the energy scale of the cosmological acceleration, which suggest new-physics below 1 mm [1].

Modern tests of Newton's inverse-square law of gravity often search for an additional Yukawa contribution to the gravitational potential:

$$V(r) = -G \frac{m_1 m_2}{r} \left(1 + \alpha e^{-r/\lambda} \right), \quad (12)$$

where α is the dimensionless strength and λ is the length scale. Such a potential would generate a precession of the Moon's perigee with frequency $\delta\omega$ [1]:

$$\frac{\delta\omega}{\omega} = \frac{\alpha}{2} \left(\frac{a}{\lambda} \right)^2 e^{-a/\lambda}, \quad (13)$$

where a is the mean radius of the Moon's orbit. The agreement of geodetic precession with GR described below leads to a limit on an anomalous precession of $\delta\omega/\omega < 1.6 \times 10^{-11}$. This translates into a limit on the strength of a new Yukawa potential of $\alpha < 5.9 \times 10^{-11}$ at $\lambda = a/2$ where the lunar test is most sensitive.

Recent analysis of LLR data includes specifically fitting for Yukawa perturbation terms in the equations of motion leading to a measurement of $\alpha = (3 \pm 2) \times 10^{-11}$ at $\lambda = 4 \times 10^5$ km. While intriguing, this possible non-null result has yet to be thoroughly investigated [38].

5 The Nature of Spacetime

The recent and unexpected measurement of the accelerating expansion of the universe has provided new motivation for exploring the nature of spacetime. Models that predict modification of gravity at large distances, such as brane-world models, have recently become of interest [18]. These theories exhibit a strong coupling phenomenon that makes the gravitational force source-dependent. These theories become testable at shorter distances, where the coupling sets in for lighter sources [19]. The Earth-Moon system provides a testbed for investigating the nature of spacetime at solar-system scales. For example, GR predicts that a gyroscope moving through curved spacetime will precess with respect to a rest frame. This is referred to as geodetic or de Sitter precession. The Earth-Moon system behaves as a gyroscope with a predicted geodetic precession of 19.2 msec/year. This is observed using LLR by measuring the lunar perigee precession [8]. The current limit on the deviation of the geodetic precession from the GR prediction is: $K_{gp} = (1.9 \pm 6.4) \times 10^{-3}$ [79]. This measurement can also be used to set a limit on a possible cosmological constant: $\Lambda < 10^{-26} \text{ km}^{-2}$ [61], which has implications for our understanding of dark energy.

It is also useful to look at violations of GR in the context of metric theories of gravity. Parameterized Post-Newtonian (PPN) formalism provides a convenient way to describe a class of deviations from GR [50]. The most often considered PPN parameters are γ and β : γ indicates how much space curvature is produced per unit mass, while β indicates how nonlinear gravity is (self-interaction). γ and β are identically one in GR. Also of interest are the preferred-frame parameters α_1 and α_2 , which are identically zero in GR [73, 57].

Limits on γ can be set from geodetic precession measurements [50], but the best limits presently come from measurements of the gravitational time delay of light, i.e., the Shapiro effect [62]. Doppler measurements to the Cassini spacecraft set the current limit on γ : $(\gamma - 1) = (2.1 \pm 2.3) \times 10^{-5}$ [9].

The Equivalence Principle parameter η depends on the PPN parameters β and γ :

$$\eta = 4\beta - \gamma - 3. \quad (14)$$

Combining the Cassini value for γ with the LLR value for η provides the best limit on β : $(\beta - 1) = (1.2 \pm 1.1) \times 10^{-4}$ [79]. Scalar tensor theories with ‘attractors’ for the cosmic background scalar-field dynamics predict a residual $\gamma - 1$ and perhaps $\beta - 1$ of order $10^{-7} - 10^{-5}$ today [14], within reach of advanced LLR and spacecraft time-delay measurements.

A nonzero preferred frame would show up as an oscillation of the lunar range at the sum and the difference of the anomalistic frequency and the annual period [16, 37]. Recent analysis of LLR data sets the current limit on the PPN parameter $\alpha_1 = (-7 \pm 9) \times 10^{-5}$ [38]. LLR has also been used to set a limit on $\alpha_2 = (1.8 \pm 2.5) \times 10^{-5}$ [38]. However, the close solar spin axis alignment with the total solar system angular momentum produces a much tighter constraint on α_2 of order 10^{-7} [51].

Lunar laser ranging also places limits on the gravitomagnetic interaction, the same physical interaction that leads to the Lense–Thirring and Schiff precession phenomena as tested by precession of the Laser Geodynamics Satellites (LAGEOS) orbital plane and by the precession of a gyroscope in Gravity Probe B respectively [41]. In the case of the lunar orbit, rotation is not involved, but rather translation of the Earth and Moon point-masses in the solar system barycenter frame that produce 6 meter amplitude range signatures at both the synodic frequency and twice the synodic frequency. The amplitudes of these signatures are frame-dependent, reflecting the deep connection gravitomagnetism has with the covariant property of relativistic dynamics. Soffel et al. showed the need for the gravitomagnetic term in the LLR equations of motion at the level of 0.15%, whether confined to a PPN context or allowed to vary independently [67]. If another experiment claimed a gravitomagnetic, or ‘‘frame-dragging’’ departure from GR at even the 1% level, LLR data would stand in conflict [39].

6 Modeling and Analysis

The analysis of LLR data requires a sophisticated model of the solar system ephemeris that also includes all the significant effects that contribute to the range between the Earth stations and the lunar retroreflectors. These models compute a range prediction and the partial derivatives of range with respect to each model parameter at the epoch of each normal point. The model predictions take into account orbital parameters, attraction to the Sun and planets, relativistic corrections, as well as tidal distortions, plate motion, and other phenomena that affect the position of the retroreflector and ground station relative to the centers of mass of the Earth and Moon [80]. Some of these parameters are measured by other means, but most are estimated from the LLR data. The range measurements are corrected for atmospheric delay and a weighted least square analysis is performed to estimate the ~ 170 parameters in the model [38, 36], most of which are initial conditions and masses of solar system bodies. LLR data is often combined with other spacecraft and planetary tracking data to further constrain the estimates or remove degeneracies.

A number of models have been developed over the past 40 years. The model developed at the Jet Propulsion Laboratory (JPL) was one of the first programs for LLR analysis [83] and continues to be updated. It was recently used to produce limits on the SEP violation, time variation of the gravitational constant, and interior structure of the Moon [80, 81]. The open-source Planetary Ephemeris Program (PEP) is undergoing a major upgrade for LLR analysis at the Harvard-Smithsonian Center for Astrophysics (CfA). It was also used for one of the first LLR analyses to test the SEP [63] and was recently used to test for Lorentz violation using LLR data [5]. A model developed at the University of Hannover was also recently used to produce limits on the relativity parameters, including the preferred frame PPN parameters [36, 38].

With the now routine operation of APOLLO at Apache Point, millimeter level data is being produced [6]. Unfortunately, none of the ephemeris models is currently capable of handling millimeter class data to maximum advantage [82]. New effects and error reduction techniques that become important at the millimeter level need to be added to the analysis tools. To take advantage of the next generation of LLR instruments, these codes will need to be further modified and rigorous theoretical work will need to be performed to permit tests of new ideas in physics. Substantial effort is also required to address the multitude of effects that will contribute at that level.

Many of these effects will be scientifically interesting in their own right. In particular, the lunar interior models require significant improvement. There are also additional Earth effects that need further model development, such as the loading of the lithosphere by the atmosphere and ocean, which causes the observing station to move vertically (and horizontally) with the tides and weather. Models of these effects are available that are deemed accurate to better than 0.1 mm and tested in VLBI analysis software at CfA [64], but need to be incorporated into the analysis programs. As ranging precision is further improved, more sophisticated atmospheric models and auxiliary measurements will need to be developed. Other important effects for advanced LLR analysis include solar radiation pressure, thermal cycling of the reflectors, solar tides on the moon, and solar mass changes [82].

7 Next Generation Lunar Laser Ranging

The lunar retroreflectors used in past analysis (excluding Lunokhod 1 as it was only recently rediscovered) all lie within 26 degrees latitude of the lunar equator, and the most useful ones within 24 degrees longitude of the sub-Earth meridian [77, 17] as shown in Figure 4 and Table 1. This clustering is sub-optimal, particularly with respect to measuring the lunar librations. In addition, the active LLR ground stations do not cover a large range of latitudes, further weakening the geometric strength of the observations. Additional observatories could improve the situation somewhat, but Mt. Stromlo in Australia is the only station capable of ranging to the Moon not situated at similar northern latitudes. Unfortunately, Mt. Stromlo has not been active in ranging to the Moon.

The frequency and quality of observations also varies greatly with the power of the laser employed and other characteristics of the facility. Most ranging over the recent past has occurred between three ground stations (MLRS, OCA, and Apache Point) and one reflector (Apollo 15). The solar noise background and other issues make ranging to some reflectors possible only around the quarter-moon phase for most stations other than Apache Point, which has very good distribution among the reflectors. APOLLO is capable of ranging during all lunar phases, but it must share time on its 3.5 meter telescope with other programs.

Improvements in the geometric coverage, both on Earth and on the Moon, will have a direct impact on the science gained through LLR. Studies of the structure and composition of the interior require measurements of the lunar librations, while tests of GR require the position of the lunar center of mass. In all, six degrees of freedom are required to constrain the geometry of the Earth-Moon system (in addition to Earth orientation). A single ranging station and reflector is insufficient to accurately determine all six degrees of freedom, even given the rotation of the Earth with respect to the Moon. The addition of one or more reflectors and one or more additional ranging stations in the Earth's southern hemisphere would strengthen the geometric coverage and increase the sensitivity to lunar motion by as much as a factor of 4 in some degrees of freedom at the same level of ranging precision [34]. The rediscovery of Lunokhod 1 will also greatly improve the geometric coverage, and consequently, the science return.

Table 1: Location of the lunar retroreflector arrays in the DE421 Principal-Axis Frame and their orientation sensitivity (sine of the offset angle from the line connecting the ranging station to the center of the moon) [44, 74, 17].

Site	Latitude	Longitude	Orientation Sensitivity
Apollo 11	0.6934308	23.4543026	0.40
Apollo 14	-3.6233280	-17.4971027	0.31
Apollo 15	26.1551690	3.6103512	0.44
Lunokhod 1	38.333069	-35.036660	0.77
Lunokhod 2	25.8509889	30.9087373	0.63

Satellite Laser Ranging (SLR) began in 1964 at NASA's Goddard Space Flight Center. Since then it has grown into a global effort, represented by the International Laser Ranging Service (ILRS) [58]. The ILRS includes ranging to Earth-orbiting artificial satellites, ranging to the lunar reflectors, and is actively working toward supporting asynchronous planetary transponder ranging. The current SLR network consists of over 40 stations worldwide, funded and operated by research organizations, universities, and foreign governments (see Figure 5). It varies widely in its designs for tracking mounts, telescopes, receivers, timing electronics, and laser transmitters.

The development of NASA's Next Generation Satellite Laser Ranging (NGSLR) system has moved system operation from the regime of high laser energy/low repetition rate to high repetition

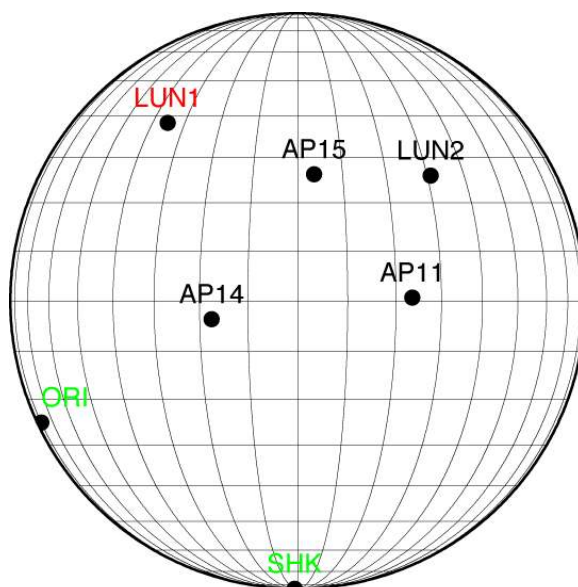


Figure 4: Location of the lunar retroreflector arrays. The three Apollo arrays are labeled AP and the two Luna arrays are labeled LUN. ORI and SHK show the potential location of two additional sites that would aid in strengthening the geometric coverage.

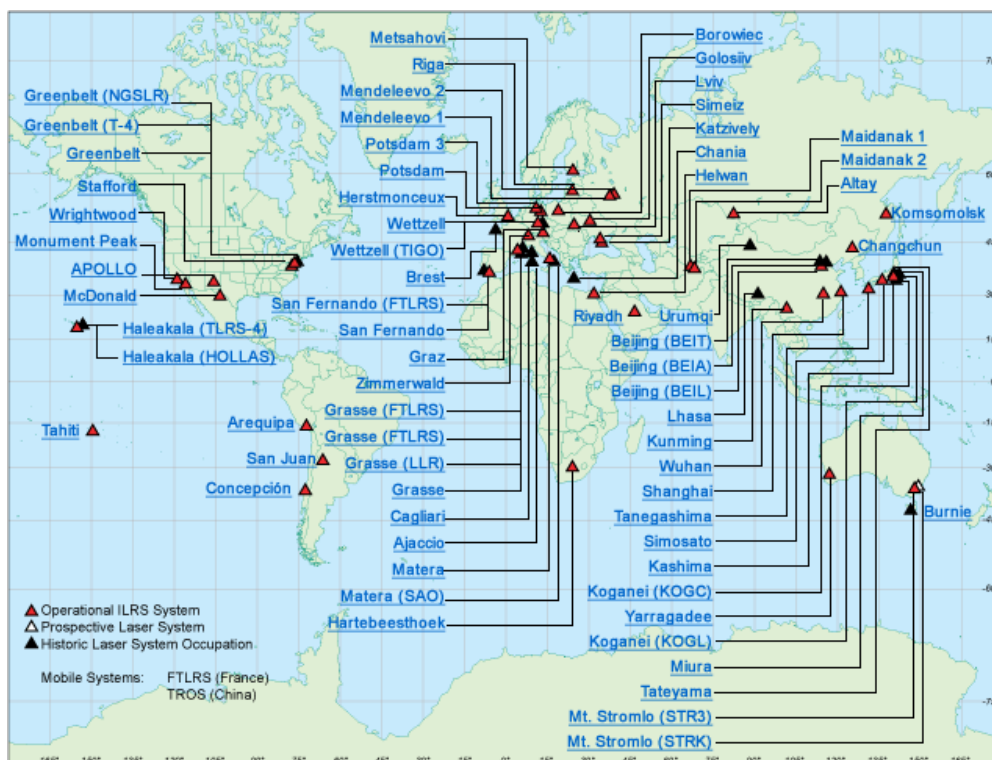


Figure 5: Worldwide distribution of satellite laser ranging stations participating in the International Laser Ranging Service [58]. (Image credits: ILRS.)

rate single photon detection [21, 33]. This technique uses receive photons more efficiently and because of the higher return rate, minimizes acquisition time and enables closed loop tracking. The current laser in use (300 picosecond pulsewidth) limits single shot measurement accuracy to 2 to 3 cm but, because of the high return rate, normal point data can be reduced to the millimeter level. As many as 12 NGSLR stations are expected to be built and deployed around the world under NASA's Earth Science Program in the coming decade. The first of these systems is now operational on the 40 cm telescope at NASA's Goddard Space Flight Center. It is currently ranging to targets at altitudes ranging from Low Earth Orbiting (LEO) satellites to LAGEOS, as well as up-link ranging to the Lunar Reconnaissance Orbiter (LRO) [33].

The development of this new network of SLR stations provides a potential opportunity to expand the number of LLR stations. To be lunar capable, the SLR stations would need to be upgraded with higher power lasers or, alternatively, new high cross section retroreflectors and/or laser transponders would need to be put on the Moon. Taking advantage of the existing SLR infrastructure is a very compelling way to increase both the spatial and temporal LLR coverage at minimal cost, and would ensure continuous availability of LLR data through the indefinite future as it would not rely on unique facilities and individual investigators continuing operations.

8 Next Generation Lunar Retroreflectors

Remarkably, the five lunar retroreflector arrays are still visible and producing useful data after 40 years of exposure to the lunar environment. During that time, the precision of the range measurements has improved each time the ground stations were upgraded to the most advanced ranging technology at the time. This is despite the fact that the efficiency of the arrays appears to have degraded by a factor of 10 [45]. Incredibly, it has taken nearly 40 years for the ground stations to catch up with the potential capability of the retroreflector arrays.

The first LLR measurements had a precision of about 20 cm. Since 1969, several stations have successfully ranged to the lunar retroreflectors and have increased the range accuracy by a factor of 10 to the level of a few centimeters. Poor detection rates have historically limited LLR precision (not every laser pulse sent to the Moon results in a detected return photon). However, the relatively new APOLLO system uses the large collecting area of the Apache Point telescope, a tightly collimated beam, good atmospheric image quality, and has very efficient avalanche photodiode arrays such that thousands of detections are recorded (even multiple detections per pulse) leading to a statistical uncertainty of about 1 mm for timescales of less than 10 minutes [6, 43].

The dominant random uncertainty per photon received by APOLLO stems from the physical size of the arrays and their changing orientation due to the lunar librations. The incoming pulse from APOLLO will illuminate an entire array, but only one (sometimes a few) of the photons will be detected upon return. APOLLO cannot determine what area of the array contributed most of the returned light, so the tilt of the array with respect to the Earth spreads out the distribution of laser pulses. The typical array dimension (Apollo 11 and 14) of 0.5 m and a typical libration angle of 6 degrees translates to a full-width pulse-spread of about 330 ps in the round-trip time. As the Moon librates, the amount of spreading changes since the array is also changing its orientation with respect to the ground station.

Modest improvements in the ranging technology will not significantly improve the range precision as the array tilt will continue to dominate the error budget for the foreseeable future. In addition, new arrays with more (or less) cubes of the same size would result in no gain: doubling the physical dimension doubles the random uncertainty requiring four times as many photons, exactly what doubling the linear array dimension provides. Likewise, the reduction in return photons would eliminate any benefit of going with a smaller array.

To maintain the advantage that multiple cubes provide in response, but eliminate the issues with orientation, one can separate the cubes far enough that their responses do not overlap when seen by the Earth stations. A range separation of about 10 cm between the cubes should be sufficient to distinguish them in the data. Since the typical (for APOLLO) 5 microradian laser beam covers a 2 km spot on the moon, any reasonable spacing will result in illumination of the entire set of reflectors at once. The cubes could be coarsely surveyed individually to provide enough information to be acquired by the lower energy Earth laser stations, or the initial acquisition from the ground could be performed with the higher laser energy / larger telescope lunar laser ranging Earth stations, which will have good signal-to-noise ratios.

Large single cube corners can also be made to provide similar return rates as the Apollo arrays without significant pulse spreading. The response from a 7.6 cm cube would be 16 times larger than that of the Apollo 3.8 cm cubes. However, simply making solid cubes larger increases their weight by the ratio of the diameters cubed. The additional size also adds to thermal distortion effects and decreases the return beam divergence: a very narrow divergence can cause the return spot to completely miss the station due to velocity aberration. Spoiling (making the dihedral angles of the cube different from 90 degrees) can compensate for the velocity aberration but reduces the effective cross section.

Solid cube corner retroreflectors (up to 11 cm) have flown on over a hundred missions, for both satellites and lunar laser ranging. Recent tests of the 10 cm cube shown in Figure 7 has

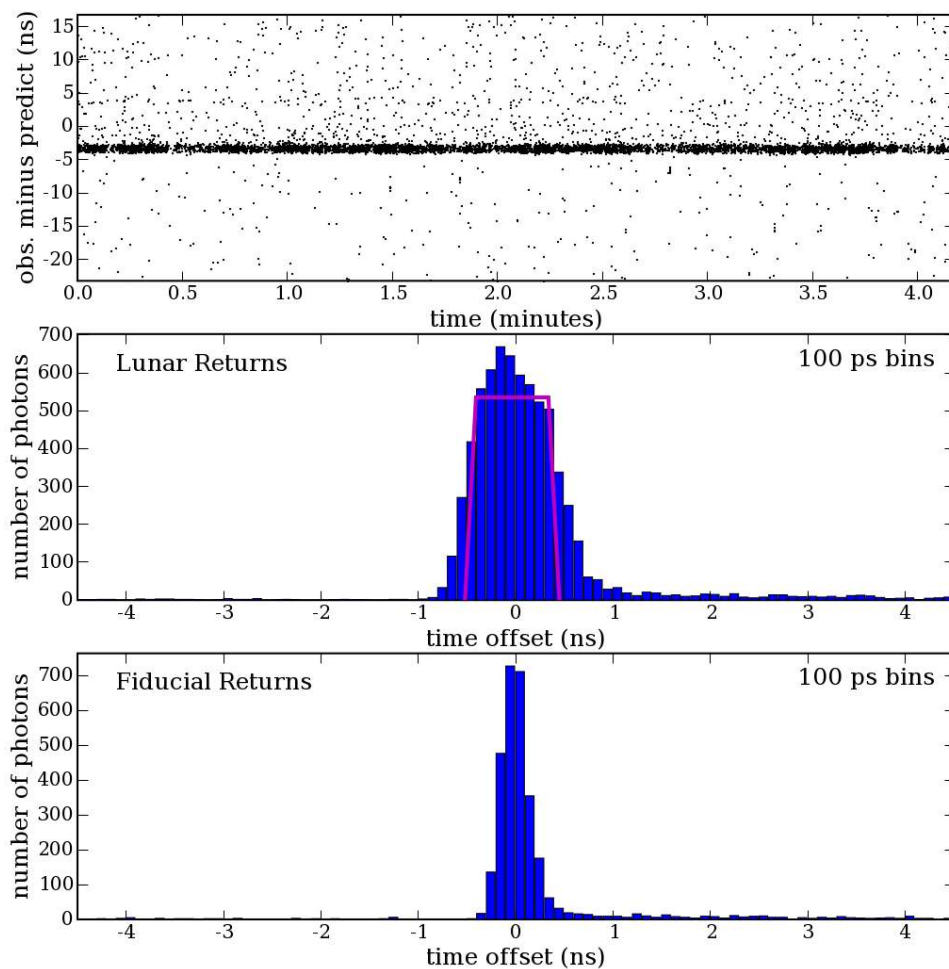


Figure 6: Example data from APOLLO from the Apollo 15 array on November 19, 2007, in which 6624 photons were collected in a 5000 shot run. The raw time events are shown in the top plot (with the initial predicted round trip time subtracted). The bottom plot shows the distribution of the outgoing pulses, which when convoluted with the retroreflector tilt is consistent with the measured returns shown in the central plot. The trapezoidal overplot represents the temporal spread due to the orientation of the retroreflector at the time of the observation [43]. (Image credits: Thomas Murphy.)

demonstrated it meets relevant requirements for the lunar environment [11]. Designs for the housing are still in development [23].



Figure 7: A 10 cm solid cube corner reflector was recently qualified for the lunar environment. Also shown for comparison is a 3.8 cm Apollo engineering model cube corner [11]. (Image credits: Douglas Currie.)

The main disadvantage of large solid cubes is that the thermal requirements become very challenging because of the temperature dependence of the cube material's index of refraction. A promising alternative is to use hollow (open) cube corners. Since hollow cubes are reflective, the index of refraction problem goes away. They also potentially weigh less, have smaller thermal distortions, and do not introduce significant polarization effects. Therefore, they can be made larger without sacrificing as much in optical performance. Hollow cubes have flown on a few missions, but are generally not used on satellites for laser ranging because of a lack of test data and some indications of instabilities at high temperatures. A recent program at NASA Goddard Space Flight Center is looking at applying advanced bonding techniques for space optics that have the potential for mitigating these problems.

Isolation from ground motion and thermal changes are also key for going beyond the Apollo array capabilities. Each reflector should be rigidly grounded to directly sense lunar body motion and be located far enough away from normal human activity to prevent vibration and contamination (dust) from affecting the cubes. To provide thermal stability, the retroreflectors could be thermally coupled to the ground below the surface layer. As shown in Figure 8, measurements from the Apollo 15 and 17 heat flow probes indicate that the large diurnal temperature fluctuations are negligibly small at depths below 0.8 meters [32, 28]. To take advantage of this stability, one could drill a hole about a meter deep and insert a rod with high conductivity and a low coefficient of thermal expansion to stabilize the retroreflector temperature. The retroreflector package would be mounted to the exposed end of the rod. A thermal blanket positioned over the lunar surface around and below the retroreflector would also reduce the thermal fluctuations induced from the surrounding regolith.

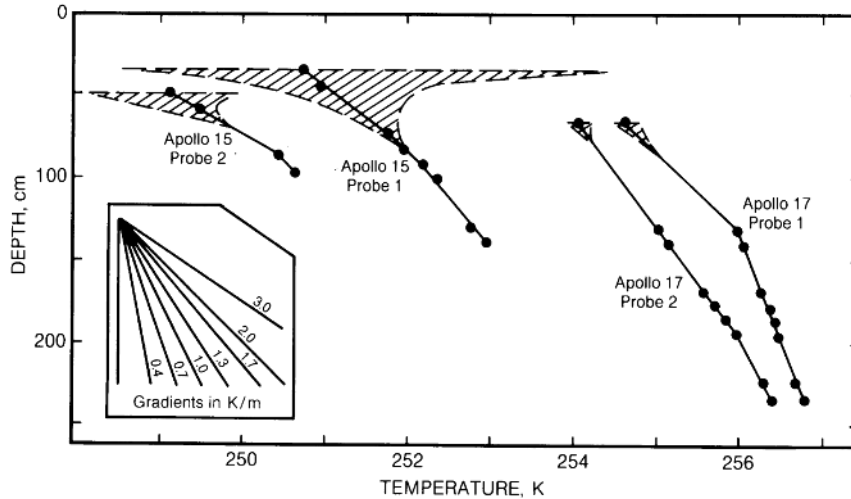


Figure 8: Temperature fluctuations in the lunar regolith as a function of depth from Apollo 15 and 17 measurements. Hatched areas show day-night temperature fluctuations. Below about 80 cm there was no observable temperature fluctuation due to the lunar day-night temperature cycles [32].

9 Laser Transponders

Laser transponders are currently being developed for satellite laser ranging, but they can also be deployed on the lunar surface as an alternative to retroreflectors [20]. Transponders are devices that both send and receive predictable signals and can be used for ranging and time transfer. They have an approximately r^2 link advantage over direct ranging loss of $1/r^4$, as the signal is propagating in only one direction before being received. With the development and inclusion of laser communications for spaceflight missions, it is logical to include an optical transponder that uses the same opto-mechanical infrastructure with minimal impact on the mission resources. These instruments could be used to support the relativistic and lunar science in addition to providing communications support to astronauts and/or other scientific instruments. These lunar instruments would also provide a pathfinder for applications on Mars and other planetary bodies where the use of passive retroreflectors is not practical.

Asynchronous Laser Transponders (ALT) are relatively simple devices that have good potential for space applications. The ground and remote stations of ALT fire their lasers independently (as opposed to an echo transponder, which works by sending back a timing signal with a fixed delay from the receipt of the base-station signal). This allows the use of free-running lasers on the space-based terminal to operate at their most efficient repetition rates. It is also simpler and potentially more reliable than other types of laser transponders. However, it does require a clock on both ends.

Several interplanetary laser transponder experiments were successfully performed from the NASA Goddard Space Flight Center satellite laser ranging facility. The first (two-way, 24×10^6 km link) utilized the Mercury Laser Altimeter on the Messenger spacecraft [66] and the second (one-way, 80×10^6 km link) utilized the Mars Orbiting Laser Altimeter on the Mars Orbiter spacecraft [84]. More recently, two-way ranging was successfully performed using the Lunar Orbiter Laser Altimeter (LOLA) on the Lunar Reconnaissance Orbiter (LRO) orbiting the Moon [33]. These experiments have proven the concept of being able to point both transceivers, detect the photons, and retrieve useful parameters at low-link margins over interplanetary distances.




Figure 9: An Asynchronous Laser Transponder is under development at NASA Goddard Space Flight Center that is compatible with the Next Generation Satellite Laser Ranging (NGSLR) system [22].



Figure 10: NASA's NGSLR system is being used to laser range to the Lunar Reconnaissance Orbiter (LRO) orbiting the moon [33]. (Image credits: Tom Zagwodzki / GSFC.)

An ALT, shown in Figure 9, is currently under development at NASA Goddard Space Flight Center that uses technology derived from the Next Generation Satellite Laser Ranging (NGSLR) system [22]. Other efforts at Goddard and other institutions are currently underway that combine laser ranging and laser communications. The robust link budget combined with the potential compatibility with NGSLR would open up to the possibility of using a large number of existing ground stations, which would not only increase the scientific potential, but also significantly reduce the ground station and operational costs.

10 Outlook

In addition to the tests of gravity, new LLR instruments would be of great benefit to studies of the interior structure of the Moon. Tighter constraints resulting from more complete tracking could aid in the search for a solid inner core. The second-degree tidal lunar Love numbers are detected by LLR, as well as their phase shifts. From past measurements, a fluid core of $\sim 20\%$ of the Moon's radius is indicated. A lunar tidal dissipation of $Q = 30 \pm 4$ has been reported to have a weak dependence on tidal frequency [76]. Evidence for the oblateness of the lunar fluid-core/solid-mantle boundary may be reflected in a century-scale polar wobble frequency. The lunar vertical and horizontal elastic tidal displacement Love numbers h_2 and l_2 are known to be no better than 25% of their values, and the lunar dissipation factor Q and the gravitational potential tidal Love number k_2 no better than 11%. These values have been inverted jointly for structure and density of the core [30, 29], implying a liquid core and regions of partial melt in the lunar mantle.

Lunar interior studies have arguably suffered the most from the clustering of the Apollo arrays on the central portion of the moon. The rediscovery of the Lunokhod 1 array should greatly improve the situation. In addition, placing retroreflectors far from the Apollo arrays, at a pole or a limb, would improve the measurements by up to a factor of 4 at the same level of ranging precision as is currently performed [34].

The advancement of active laser ranging systems also opens up the possibility of precision ranging beyond the Moon. Laser ranging to Mars can be used to measure the gravitational time delay as Mars passes behind the Sun relative to the Earth. With 1 cm precision ranging, the PPN parameter γ can be measured to about 10^{-6} , ten times better than the Cassini result [70]. The Strong Equivalence Principle polarization effect is about 100 times larger for Earth-Mars orbits than for the lunar orbit. With 1 cm precision ranging, the Nordtvedt parameter, $\eta = 4\beta - \gamma - 3$, can be measured to between 6×10^{-6} and 2×10^{-6} for observations over ten years [2]. Combined with the time delay measurements this leads to a measurement of PPN parameter β to the 10^{-6} level. Mars ranging can also be used in combination with lunar ranging to get more accurate limits on the time variation of the gravitational constant.

The ephemeris of Mars itself is known to meters in plane, but hundreds of meters out-of-plane [31]. Laser ranging would get an order of magnitude better estimate, significant for interplanetary navigation. Better measurements of Mars' rotational dynamics could provide estimates of the size of its core [26]. Mars' elastic tidal Love number is predicted to be less than 10 cm, within reach of laser ranging. There is also an unexplained low value of Q , inferred from the secular decay of Phobos' orbit that is a constraint to the present thermal state of the Mars interior [10]. Laser ranging to Phobos would help solve this mystery.

LLR remains one of the best tests of gravity in the weak field and promises to continue to be a key tool for many years to come. The five lunar retroreflectors remain visible today and continue to produce valuable data. Advances in ranging technology have finally reached the point where the precision of the data is being limited by the physical characteristics of the lunar arrays. The natural next step in LLR is to place new retroreflectors and/or laser transponders on the Moon at sites far from the Apollo arrays that have a high enough return rate to take advantage of the SLR network of ground stations. With the retroreflectors and transponder technology available today, these new instruments could easily support laser ranging and advances in ground station technology for another productive 40 years of LLR.

11 Acknowledgements

I thank Pete Bender, Ken Nordtvedt, and Tom Murphy for invaluable discussions and comments on this review. The LUNAR consortium (<http://lunar.colorado.edu>), headquartered at the University of Colorado, is funded by the NASA Lunar Science Institute (via Cooperative Agreement NNA09DB30A) to investigate concepts for astrophysical observatories on the Moon.

References

- [1] Adelberger, E.G., Heckel, B.R. and Nelson, A.E., “Tests of the Gravitational Inverse-Square Law”, *Annu. Rev. Nucl. Part. Sci.*, **53**, 77–121, (2003). [DOI]. (Cited on page 11.)
- [2] Anderson, J.D., Gross, M., Nordtvedt Jr, K.L. and Turyshev, S.G., “The Solar Test of the Equivalence Principle”, *Astrophys. J.*, **459**, 365, (1996). [DOI]. (Cited on page 23.)
- [3] Arnold, D.A., *Cross section of the APOLLO Lunar retroreflector arrays*, (ILRS, Washington, DC, 2005). Online version (accessed 15 March 2010): http://ilrs.gsfc.nasa.gov/docs/apollo_arrays.pdf. (Cited on page 5.)
- [4] Baeßler, S., Heckel, B.R., Adelberger, E.G., Gundlach, J.H., Schmidt, U. and Swanson, H.E., “Improved Test of the Equivalence Principle for Gravitational Self-Energy”, *Phys. Rev. Lett.*, **83**, 3585–3588, (1999). [DOI]. (Cited on page 9.)
- [5] Battat, J.B.R., Chandler, J.F. and Stubbs, C.W., “Testing for Lorentz Violation: Constraints on Standard-Model Extension Parameters via Lunar Laser Ranging”, *Phys. Rev. Lett.*, **99**, 241103, (2007). [DOI], [arXiv:0710.0702]. (Cited on page 13.)
- [6] Battat, J.B.R. et al., “The Apache Point Observatory Lunar Laser-ranging Operation (APOLLO): Two Years of Millimeter-Precision Measurements of the Earth-Moon Range”, *Publ. Astron. Soc. Pac.*, **121**, 29, (2009). [DOI]. (Cited on pages 6, 13, and 17.)
- [7] Bender, P.L. et al., “The Lunar Laser Ranging Experiment: Accurate ranges have given a large improvement in the lunar orbit and new selenophysical information”, *Science*, **182**, 229, (1973). [DOI]. (Cited on page 5.)
- [8] Bertotti, B., Ciufolini, I. and Bender, P.L., “New test of general relativity: Measurement of de Sitter geodetic precession rate for lunar perigee”, *Phys. Rev. Lett.*, **58**, 1062, (1987). [DOI]. (Cited on page 12.)
- [9] Bertotti, B., Iess, L. and Tortora, P., “A test of general relativity using radio links with the Cassini spacecraft”, *Nature*, **425**, 374–376, (2003). [DOI], [ADS]. (Cited on page 12.)
- [10] Bills, B.G., Neumann, G.A., Smith, D.E. and Zuber, M.T., “Improved estimate of tidal dissipation within Mars from MOLA observations of the shadow of Phobos”, *J. Geophys. Res.*, **110**, E07004, (2005). [DOI]. (Cited on page 23.)
- [11] Currie, D., Dell’Agnello, S. and Delle Monache, G., “A Lunar Laser Ranging Retroreflector Array for the 21st Century”, in Ryan, S., ed., *Proceedings of the Advanced Maui Optical and Space Surveillance Technologies Conference (AMOS)*, Wailea, Maui, Hawaii, September 1–4, 2009, (Maui Economic Development Board, Kihei, HI, 2009). URL (accessed 15 March 2010): <http://www.amostech.com/TechnicalPapers/2009.cfm>. (Cited on page 19.)
- [12] Damour, T., “Testing the equivalence principle: why and how?”, *Class. Quantum Grav.*, **13**, A33–A41, (1996). [DOI]. (Cited on page 8.)
- [13] Damour, T. and Nordtvedt Jr, K.L., “Tensor-scalar cosmological models and their relaxation toward general relativity”, *Phys. Rev. D*, **48**, 3436–3450, (1993). [DOI]. (Cited on page 8.)
- [14] Damour, T. and Polyakov, A.M., “The string dilaton and least coupling principle”, *Nucl. Phys. B*, **423**, 532–558, (1994). [DOI]. (Cited on pages 8 and 12.)
- [15] Damour, T. and Vokrouhlický, D., “Equivalence principle and the Moon”, *Phys. Rev. D*, **53**, 4177–4201, (1996). [DOI]. (Cited on page 9.)

- [16] Damour, T. and Vokrouhlický, D., “Testing for gravitationally preferred directions using the lunar orbit”, *Phys. Rev. D*, **53**, 6740, (1996). [DOI]. (Cited on page 12.)
- [17] Davies, M.E. and Colvin, T.R., “Lunar coordinates in the regions of the Apollo landers”, *J. Geophys. Res.*, **105**(E8), 20,277–20,280, (2000). [DOI]. (Cited on page 14.)
- [18] Deffayet, C., Dvali, G. and Gabadadze, G., “Accelerated universe from gravity leaking to extra dimensions”, *Phys. Rev. D*, **65**, 044023, (2002). [DOI], [astro-ph/0105068]. (Cited on page 12.)
- [19] Deffayet, C., Dvali, G., Gabadadze, G. and Vainshtein, A., “Nonperturbative continuity in graviton mass versus perturbative discontinuity”, *Phys. Rev. D*, **65**, 044026, (2002). [DOI]. (Cited on page 12.)
- [20] Degnan, J.J., “Asynchronous laser transponders for precise interplanetary ranging and time transfer”, *J. Geodyn.*, **34**, 551–594, (2002). [DOI]. (Cited on page 20.)
- [21] Degnan, J.J. and McGarry, J.F., “SLR2000: eye-safe and autonomous single-photoelectron satellite laser ranging at kilohertz rates”, in Schreiber, U. and Werner, C., eds., *Laser Radar Ranging and Atmospheric Lidar Techniques*, London, UK, September 24–26, 1997, Proc. SPIE, 3218, pp. 63–77, (SPIE, Bellingham, WA, 1997). [DOI]. Online version (accessed 15 March 2010): http://cddis.nasa.gov/slr2000/docs/slr2000_uk.pdf. (Cited on page 16.)
- [22] Degnan, J., McGarry, J.F., Dabney, P. and Zagwodzki, T.W., “Design and Test of a Breadboard Interplanetary Laser Transponder”, in *Proceedings of the 11th International Workshop on Laser Ranging*, Deggendorf, Germany, September 21–25, 1998, (CDDIS/NASA GSFC, Greenbelt, MD, 1998). URL (accessed 15 March 2010): <http://cddis.gsfc.nasa.gov/lw11/>. (Cited on pages 21 and 22.)
- [23] Dell’Agnello, S. et al., “Creation of the New Industry-standard Space Test of Laser Retroreflectors for GNSS, Fundamental Physics and Space Geodesy: the “SCF-Test””, in Schillack, S., ed., *Proceedings of the 16th International Laser Ranging Workshop ‘SLR – The Next Generation’*, Poznan, Poland, October 13–17, 2008, pp. 121–127, (Space Research Centre, Polish Academy of Sciences, Warszawa, 2009). URL (accessed 15 March 2010): <http://cddis.gsfc.nasa.gov/lw16/>. (Cited on page 19.)
- [24] Dickey, J.O. et al., “Lunar Laser Ranging: A Continuing Legacy of the Apollo Program”, *Science*, **265**, 482–490, (1994). [DOI]. (Cited on page 5.)
- [25] Flasar, F.M. and Birch, F., “Energetics of Core Formation: A Correction”, *J. Geophys. Res.*, **78**, 6101–6103, (1973). [DOI]. (Cited on page 8.)
- [26] Folkner, W.M., Yoder, C.F., Yuan, D.N., Standish, E.M. and Preston, R.A., “Interior Structure and Seasonal Mass Redistribution of Mars from Radio Tracking of Mars Pathfinder”, *Science*, **278**, 1749–1752, (1997). [DOI]. (Cited on page 23.)
- [27] García-Berro, E., Isern, J. and Kubyshev, Y.A., “Astronomical measurements and constraints on the variability of fundamental constants”, *Astron. Astrophys. Rev.*, **14**, 113, (2007). [DOI]. (Cited on page 10.)
- [28] Heiken, G.H., Vaniman, D.T. and French, B.M., eds., *Lunar Sourcebook: A User’s Guide to the Moon*, (Cambridge University Press, Cambridge; New York, 1991). [Google Books]. (Cited on page 19.)

- [29] Khan, A. and Mosegaard, K., “Further constraints on the deep lunar interior”, *Geophys. Res. Lett.*, **32**, L22203, (2005). [DOI]. (Cited on page 23.)
- [30] Khan, A., Mosegaard, K., Williams, J.G. and Lognonné, P., “Does the Moon possess a molten core? Probing the deep lunar interior using results from LLR and Lunar Prospector”, *J. Geophys. Res.*, **109**, E09007, (2004). [DOI]. (Cited on page 23.)
- [31] Konopliv, A.S., Yoder, C.F., Standish, E.M., Yuan, D.N. and Sjogren, W.L., “A global solution for the Mars static and seasonal gravity, Mars orientation, Phobos and Deimos masses, and Mars ephemeris”, *Icarus*, **182**, 23–50, (2006). [DOI], [ADS]. (Cited on page 23.)
- [32] Langseth, M.G. and Keihmr, S.J., “In-situ measurements of lunar heat flow”, in Pomeroy, J.H. and Hubbard, N.J., eds., *The Soviet-American Conference on the Cosmochemistry of the Moon and Planets*, Moscow, USSR, June 4–8, 1974, NASA Special Publications, 370, p. 283, (NASA, Washington, DC, 1977). Online version (accessed 20 October 2010): <http://hdl.handle.net/2060/19750006612>. (Cited on pages 19 and 20.)
- [33] McGarry, J.F. et al., “NGSLR: Sharing Eye-safe Kilohertz SLR with Transponder Ranging”, in Schillack, S., ed., *16th International Laser Ranging Workshop ‘SLR – The Next Generation’*, Poznan, Poland, October 13–17, 2008, pp. 326–331, (Space Research Centre, Polish Academy of Sciences, Warszawa, 2009). URL (accessed 15 March 2010): <http://cddis.gsfc.nasa.gov/lw16/>. (Cited on pages 16, 20, and 21.)
- [34] Merkwitz, S.M., Dabney, P.W., Livas, J.C., McGarry, J.F., Neumann, G.A. and Zagwodzki, T.W., “Laser Ranging for Gravitational, Lunar, and Planetary Science”, *Int. J. Mod. Phys. D*, **16**, 2151, (2007). [DOI], [arXiv:0712.3539]. (Cited on pages 14 and 23.)
- [35] Müller, J. and Biskupek, L., “Variations of the gravitational constant from lunar laser ranging data”, *Class. Quantum Grav.*, **24**, 4533–4538, (2007). [DOI]. (Cited on page 10.)
- [36] Müller, J., Nordtvedt Jr, K.L., Schneider, M. and Vokrouhlický, D., “Improved Determination of Relativistic Quantities from LLR”, in *Proceedings of the 11th International Workshop on Laser Ranging*, Deggendorf, Germany, September 21–25, 1998, (CDDIS/NASA GSFC, Greenbelt, MD, 1998). URL (accessed 15 March 2010): <http://cddis.gsfc.nasa.gov/lw11/>. (Cited on page 13.)
- [37] Müller, J., Nordtvedt Jr, K.L. and Vokrouhlický, D., “Improved constraint on the α_1 PPN parameter from lunar motion”, *Phys. Rev. D*, **54**, R5927–R5930, (1996). [DOI]. (Cited on page 12.)
- [38] Müller, J., Williams, J.G. and Turyshev, S.G., “Lunar Laser Ranging Contributions to Relativity and Geodesy”, in Dittus, H., Lämmerzahl, C. and Turyshev, S.G., eds., *Lasers, Clocks and Drag-Free Control: Exploration of Relativistic Gravity in Space*, Astrophysics and Space Science Library, 349, pp. 457–472, (Springer, Berlin; New York, 2008). [Google Books]. (Cited on pages 11, 12, and 13.)
- [39] Murphy Jr, T.W., “Lunar Ranging, Gravitomagnetism, and APOLLO”, *Space Sci. Rev.*, **148**, 217–223, (2009). [DOI]. (Cited on page 12.)
- [40] Murphy Jr, T.W., Adelberger, E.G., Battat, J.B.R., Hoyle, C.D., Michelsen, E.L., Stubbs, C.W. and Swanson, H.E., “Absolute Calibration of LLR Signal: Reflector Health Status”, in *Proceedings of the 15th International Workshop on Laser Ranging*, Canberra, Australia, 15–20 October 2006, p. 556, (EOS Space Systems, Griffith, 2006). URL (accessed 15 March 2010): <http://cddis.gsfc.nasa.gov/lw15/>. (Cited on page 5.)

- [41] Murphy Jr, T.W., Nordtvedt Jr, K.L. and Turyshev, S.G., “Gravitomagnetic Influence on Gyroscopes and on the Lunar Orbit”, *Phys. Rev. Lett.*, **98**, 071102, (2007). [DOI], [gr-qc/0702028]. (Cited on page 12.)
- [42] Murphy Jr, T.W. et al., “The Apache Point Observatory Lunar Laser-Ranging Operation (APOLLO)”, in *Proceedings of the 12th International Workshop on Laser Ranging*, Matera, Italy, November 13–17, 2000, (CDDIS/NASA GSFC, Greenbelt, MD, 2000). URL (accessed 15 March 2010): <http://cddis.gsfc.nasa.gov/lw12/>. (Cited on page 6.)
- [43] Murphy Jr, T.W. et al., “The Apache Point Observatory Lunar Laser-ranging Operation: Instrument Description and First Detections”, *Publ. Astron. Soc. Pac.*, **120**, 20–37, (2008). [DOI], [arXiv:0710.0890]. (Cited on pages 6, 17, and 18.)
- [44] Murphy Jr, T.W. et al., “Laser Ranging to the Lost Lunokhod 1 Reflector”, *Icarus*, submitted, (2010). [ADS], [arXiv:1009.5720 [astro-ph.EP]]. (Cited on pages 5 and 14.)
- [45] Murphy Jr, T.W. et al., “Long-term degradation of optical devices on the Moon”, *Icarus*, **208**(1), 31, (2010). [DOI], [1003.0713 [astro-ph.EP]]. (Cited on page 17.)
- [46] Nesseris, S. and Perivolaropoulos, L., “Limits of extended quintessence”, *Phys. Rev. D*, **75**, 023517, (2007). [DOI]. (Cited on page 10.)
- [47] Nordtvedt Jr, K.L., “Equivalence Principle for Massive Bodies. I. Phenomenology”, *Phys. Rev.*, **169**, 1014–1016, (1968). [DOI], [ADS]. (Cited on page 8.)
- [48] Nordtvedt Jr, K.L., “Equivalence Principle for Massive Bodies. II. Theory”, *Phys. Rev.*, **169**, 1017–1025, (1968). [DOI]. (Cited on page 8.)
- [49] Nordtvedt Jr, K.L., “Testing Relativity with Laser Ranging to the Moon”, *Phys. Rev.*, **170**, 1186–1187, (1968). [DOI]. (Cited on page 9.)
- [50] Nordtvedt Jr, K.L., “Post-Newtonian Gravitational Effects in Lunar Laser Ranging”, *Phys. Rev. D*, **7**, 2347, (1973). [DOI]. (Cited on page 12.)
- [51] Nordtvedt Jr, K.L., “Probing gravity to the second post-Newtonian order and to one part in 10^7 using the spin axis of the sun”, *Astrophys. J.*, **320**, 871–874, (1987). [DOI], [ADS]. (Cited on page 12.)
- [52] Nordtvedt Jr, K.L., “Lunar laser ranging and laboratory Eötvös-type experiments”, *Phys. Rev. D*, **37**, 1070–1071, (1988). [DOI]. (Cited on page 9.)
- [53] Nordtvedt Jr, K.L., “ \dot{G}/G and a cosmological acceleration of gravitationally compact bodies”, *Phys. Rev. Lett.*, **65**, 953–956, (1990). [DOI]. (Cited on page 10.)
- [54] Nordtvedt Jr, K.L., “The Relativistic Orbit Observables in Lunar Laser Ranging”, *Icarus*, **114**, 51–62, (1995). [DOI]. (Cited on page 9.)
- [55] Nordtvedt Jr, K.L., “30 years of lunar laser ranging and the gravitational interaction”, *Class. Quantum Grav.*, **16**, A101–A112, (1999). [DOI]. (Cited on page 10.)
- [56] Nordtvedt Jr, K.L., “ dG/dt measurement and the timing of lunar laser ranging observations”, *Class. Quantum Grav.*, **20**, L147, (2003). [DOI]. (Cited on page 10.)
- [57] Nordtvedt Jr, K.L. and Will, C.M., “Conservation Laws and Preferred Frames in Relativistic Gravity. II. Experimental Evidence to Rule Out Preferred-Frame Theories of Gravity”, *Astrophys. J.*, **177**, 775–792, (1972). [DOI], [ADS]. (Cited on page 12.)

- [58] Pearlman, M.R., Degnan, J.J. and Bosworth, J.M., “The International Laser Ranging Service”, *Adv. Space Res.*, **30**, 135, (2002). [DOI]. (Cited on pages 6, 14, and 15.)
- [59] Samain, E. et al., “Millimetric Lunar Laser Ranging at OCA (Observatoire de la Côte d’Azur)”, *Astron. Astrophys. Suppl.*, **130**, 235–244, (1998). [DOI]. (Cited on page 5.)
- [60] Schlamminger, S., Choi, K.-Y., Wagner, T.A., Gundlach, J.H. and Adelberger, E.G., “Test of the Equivalence Principle Using a Rotating Torsion Balance”, *Phys. Rev. Lett.*, **100**, 041101, (2008). [DOI]. (Cited on pages 8 and 9.)
- [61] Sereno, M. and Jetzer, P., “Solar and stellar system tests of the cosmological constant”, *Phys. Rev. D*, **73**, 063004, (2006). [DOI], [ADS], [astro-ph/0602438]. (Cited on page 12.)
- [62] Shapiro, I.I., “Fourth Test of General Relativity”, *Phys. Rev. Lett.*, **13**, 789–791, (1964). [DOI]. (Cited on page 12.)
- [63] Shapiro, I.I., Counselman III, C.C. and King, R.W., “Verification of the Principle of Equivalence for Massive Bodies”, *Phys. Rev. Lett.*, **36**, 555–558, (1976). [DOI]. (Cited on page 13.)
- [64] Shapiro, I.I. and Reasenberg, R.D., personal communication. (Cited on page 13.)
- [65] Shelus, P.J., “MLRS: A Lunar/Artificial Satellite Laser Ranging Facility at the McDonald Observatory”, *IEEE Trans. Geosci. Remote Sensing*, **GE-23**, 385, (1985). [DOI]. (Cited on page 5.)
- [66] Smith, D.E., Zuber, M.T., Sun, X., Neumann, G.A., Cavanaugh, J.F., McGarry, J.F. and Zagwodzki, T.W., “Two-Way Laser Link over Interplanetary Distance”, *Science*, **311**, 53, (2006). [DOI]. (Cited on page 20.)
- [67] Soffel, M., Klioner, S., Müller, J. and Biskupek, L., “Gravitomagnetism and lunar laser ranging”, *Phys. Rev. D*, **78**, 024033, (2008). [DOI]. (Cited on page 12.)
- [68] Steinhardt, P.J. and Wesley, D., “Dark energy, inflation, and extra dimensions”, *Phys. Rev. D*, **79**, 104026, (2009). [DOI], [0811.1614 [hep-th]]. (Cited on page 10.)
- [69] Turyshev, S.G. and Williams, J.G., “Space-Based Tests of Gravity with Laser Ranging”, *Int. J. Mod. Phys. D*, **16**, 2165–2179, (2007). [DOI], [gr-qc/0611095]. (Cited on page 10.)
- [70] Turyshev, S.G., Williams, J.G., Shao, M., Anderson, J.D., Nordtvedt Jr, K.L. and Murphy Jr, T.W., “Laser Ranging to the Moon, Mars and Beyond”, Invited talk given at ‘The 2004 NASA/JPL Workshop on Physics for Planetary Exploration’, April 20–22, 2004, Solvang, CA, conference paper, (2004). [gr-qc/0411082]. (Cited on page 23.)
- [71] Uzan, J.-P., “The fundamental constants and their variation: observational and theoretical status”, *Rev. Mod. Phys.*, **75**, 403–455, (2003). [DOI]. (Cited on page 10.)
- [72] Will, C.M., *Theory and Experiment in Gravitational Physics*, (Cambridge University Press, Cambridge; New York, 1993), 2nd edition. [Google Books]. (Cited on page 8.)
- [73] Will, C.M. and Nordtvedt Jr, K.L., “Conservation Laws and Preferred Frames in Relativistic Gravity. I. Preferred-Frame Theories and an Extended PPN Formalism”, *Astrophys. J.*, **177**, 757–774, (1972). [DOI], [ADS]. (Cited on page 12.)

- [74] Williams, J.G., Boggs, D.H. and Folkner, W.M., *DE421 Lunar Orbit, Physical Librations, and Surface Coordinates*, Interoffice Memorandum, IOM 335-JW,DB,WF-20080314-001, (JPL, Pasadena, CA, 2008). Online version (accessed 11 October 2010): http://naif.jpl.nasa.gov/pub/naif/generic_kernels/spk/planets/de421_lunar_ephemeris_and_orientation.pdf. (Cited on page 14.)
- [75] Williams, J.G., Boggs, D.H., Turyshev, S.G. and Ratcliff, J.T., “Lunar Laser Ranging Science”, in Garate, J., Davila, J.M., Noll, C. and Pearlman, M., eds., *14th International Laser Ranging Workshop*, San Fernando, Spain, June 7–11, 2004, pp. 155–161, (CDDIS/NASA GSFC, Greenbelt, MD, 2005). [gr-qc/0411095]. Online version (accessed 12 October 2010): <http://cddis.nasa.gov/lw14/>. (Cited on page 9.)
- [76] Williams, J.G., Boggs, D.H., Yoder, C.F., Ratcliff, J.T. and Dickey, J.O., “Lunar rotational dissipation in solid body and molten core”, *J. Geophys. Res.*, **106**(E11), 27,933–27,968, (2001). [DOI]. (Cited on page 23.)
- [77] Williams, J.G., Newhall, X.X. and Dickey, J.O., “Lunar moments, tides, orientation, and coordinate frames”, *Planet. Space Sci.*, **44**, 1077–1080, (1996). [DOI]. (Cited on page 14.)
- [78] Williams, J.G., Newhall, X.X. and Dickey, J.O., “Relativity parameters determined from lunar laser ranging”, *Phys. Rev. D*, **53**, 6730–6739, (1996). [DOI]. (Cited on page 8.)
- [79] Williams, J.G., Turyshev, S.G. and Boggs, D.H., “Progress in Lunar Laser Ranging Tests of Relativistic Gravity”, *Phys. Rev. Lett.*, **93**, 261101, (2004). [DOI], [gr-qc/0411113]. (Cited on pages 9 and 12.)
- [80] Williams, J.G., Turyshev, S.G. and Boggs, D.H., “Lunar Laser Ranging Tests of the Equivalence Principle with the Earth and Moon”, *Int. J. Mod. Phys. D*, **18**, 1129–1175, (2009). [DOI], [gr-qc/0507083]. (Cited on pages 6, 9, and 13.)
- [81] Williams, J.G., Turyshev, S.G., Boggs, D.H. and Ratcliff, J.T., “Lunar laser ranging science: Gravitational physics and lunar interior and geodesy”, *Adv. Space Res.*, **37**, 67–71, (2006). [DOI], [gr-qc/0412049]. (Cited on page 13.)
- [82] Williams, J.G., Turyshev, S.G. and Murphy Jr, T.W., “Improving LLR Tests Of Gravitational Theory”, *Int. J. Mod. Phys. D*, **13**, 567–582, (2004). [DOI], [gr-qc/0311021]. (Cited on page 13.)
- [83] Williams, J.G. et al., “New Test of the Equivalence Principle from Lunar Laser Ranging”, *Phys. Rev. Lett.*, **36**, 551, (1976). [DOI]. (Cited on page 13.)
- [84] Zuber, M.T., “Seconds of Data ... Years of Trying”, *Photon. Spectra*, **40**(5), 56–63, (2006). Online version (accessed 25 October 2010): <http://cddis.gsfc.nasa.gov/ggao/pubs.html>. (Cited on page 20.)